

From large-scale environment to CGM angular momentum to star forming activities – II: quenched galaxies

Shengdong Lu¹★, Dandan Xu¹†, Sen Wang¹, Zheng Cai¹, Chuan He^{2,3,4}, C. Kevin Xu^{2,4}, Xiaoyang Xia⁵, Shude Mao^{1,2}, Volker Springel⁶, Lars Hernquist⁷

¹*Department of Astronomy, Tsinghua University, Beijing 100084, China*

²*National Astronomical Observatories, Chinese Academy of Sciences, Beijing 100101, China*

³*School of Astronomy and Space Sciences, University of Chinese Academy of Sciences, Beijing 100049, China*

⁴*Chinese Academy of Sciences South America Center for Astronomy, Beijing 100101, China*

⁵*Tianjin Astrophysics Center, Tianjin Normal University, Tianjin 300387, China*

⁶*Max-Planck-Institut für Astrophysik, Karl-Schwarzschild-Str. 1, D-85748, Garching, Germany*

⁷*Harvard-Smithsonian Center for Astrophysics, 60 Garden Street, Cambridge, MA 02138, USA*

Accepted ***. Received ***, in original form ***

ABSTRACT

The gas needed to sustain star formation in galaxies is supplied by the circumgalactic medium (CGM), which in turn is affected by accretion from large scales. In a series of two papers, we examine the interplay between a galaxy’s ambient CGM and central star formation within the context of the large-scale environment. We use the IllustrisTNG-100 simulation to show that the influence exerted by the large-scale galaxy environment on the CGM gas angular momentum results in either enhanced (Paper I) or suppressed (Paper II, this paper) star formation inside a galaxy. We find that for present-day quenched galaxies, both the large-scale environments and the ambient CGM have always had higher angular momenta throughout their evolutionary history since at least $z = 2$, in comparison to those around present-day star-forming disk galaxies, resulting in less efficient gas inflow into the central star-forming gas reservoirs. A sufficiently high CGM angular momentum, as inherited from the larger-scale environment, is thus an important factor in keeping a galaxy quenched, once it is quenched. The process above naturally renders two key observational signatures: (1) a coherent rotation pattern existing across multiple distances from the large-scale galaxy environment, to the circumgalactic gas, to the central stellar disk; and (2) an anti-correlation between galaxy star-formation rates and orbital angular momenta of interacting galaxy pairs or groups.

Key words: galaxies: formation – galaxies: evolution – galaxies: kinematics and dynamics – methods: numerical

1 INTRODUCTION

The presence (or absence) of active star formation is one of the most distinctive characteristics of a galaxy. Many other descriptive properties, such as galaxy color, stellar age etc., are simply consequences of it. How once star-forming galaxies transition into a quenched state is thus a key question in understanding galaxy formation. For example, the (initial) formation of massive quenched elliptical galaxies is thought to be closely related to major mergers, during which their cold star-forming gas reservoirs are largely and quickly consumed by triggered starbursts, supermassive black hole accretion and associated feedback effects, resulting in quenched stellar bulges at the centres of galaxies (e.g., Barnes 1992; Barnes & Hernquist 1991, 1996; Mihos & Hernquist 1996; Barnes 2002; Naab & Burkert 2003; Bournaud et al. 2005, 2007; Johansson et al. 2009a; Tacchella et al. 2016; Rodriguez-Gomez et al. 2017). Additional quenching mechanisms (for a central galaxy in a dark matter halo) include virial shocks

(also known as halo quenching; Birnboim & Dekel 2003; Dekel & Birnboim 2006; Birnboim et al. 2007; Kereš et al. 2009), AGN feedback (e.g., Granato et al. 2004; Hopkins et al. 2005; Di Matteo et al. 2005, 2008; Croton et al. 2006; Cattaneo et al. 2009; Johansson et al. 2009b), and morphological quenching (Martig et al. 2009).

In this series of two papers, we consider star formation and quenching activities within the context of a galaxy’s ambient and environmental angular momenta. Specifically we use the IllustrisTNG-100 simulation (Marinacci et al. 2018; Naiman et al. 2018; Nelson et al. 2018; Pillepich et al. 2018b; Springel et al. 2018) to investigate modulations of star formation induced by the circumgalactic medium (CGM), which inherits angular momentum from the galaxy’s large-scale environment. In Paper I of this series (Wang et al. 2021), we focus on present-day star-forming disk galaxies and investigate their typically episodic star-formation activities, intermittent with quenched phases. In this paper, we study these effects for present-day quenched galaxies. We find that the two types of angular momenta at two different distance scales, i.e., the larger-scale environmental angular momentum (from the orbital motion of neighbouring galaxies) and the CGM spin are closely correlated: the latter experiences

★ E-mail: lushengdong@tsinghua.edu.cn

† E-mail: dandanxu@tsinghua.edu.cn

a modulation from the former through galaxy interactions. Higher CGM angular momentum is observed to correlate with lower star-formation rates as well as lower AGN accretion rates. These relations are independent of galaxy mass and can be well explained by the fact that sufficiently high CGM angular momentum would result in less efficient gas inflow into the central star-forming gas reservoirs. In the case of present-day quenched elliptical galaxies, this would *keep* them quenched once they become quenched in the first place (due to other mechanisms as listed above).

The connections between galaxies' large-scale environments, their CGM angular momenta and star forming/quenching activities have significant impacts on the different fates of galaxies. In the second half of this paper, we specifically compare three types of galaxies; i.e., present-day star-forming disk galaxies, and fast- and slowly-rotating early-type galaxies. The latter two have been observed and extensively studied by the SAURON project (e.g. Cappellari et al. 2007; Emsellem et al. 2007) and the ATLAS^{3D} survey (e.g. Emsellem et al. 2011; Cappellari et al. 2013). In particular, we take the galaxy samples from Lu et al. (2021), where the simulation counterparts of the three above-mentioned types of galaxies (with stellar masses of $10.3 \leq \log M_*/M_\odot \leq 11.2$) were identified in the IllustrisTNG-100 simulation. We find that both the orbital angular momenta of neighbouring galaxies and the fractions of tangential motion of the CGM gas are the highest among slowly-rotating ellipticals, moderately high among fast-rotating early-type galaxies, and the lowest among star-forming disk galaxies. This can explain the quenched states of fast- and slowly-rotating early-type galaxies, with respect to their star-forming disk counterparts. For the latter, the CGM angular momenta are just large enough to maintain their rotational stellar and gaseous disks, but not large enough to prevent efficient gas inflow to fuel star formation and feed the supermassive black holes at the centres of galaxies. In contrast, quenched early-type galaxies, with *higher* CGM angular momenta, would thus *not* receive sufficient (inner) gas replenishment. They can therefore easily remain quenched once their central star formation activities cease. For fast rotators, in particular, once they have consumed the majority of their inner gas reservoirs, star formation may only gently carry on in the galaxy outskirts, where the cold gas spirals about. This is strongly supported by the frequent appearance of gaseous ring features at larger radii of these galaxies (also see Lu et al. 2021).

It is worth noting that in comparison to star-forming disk galaxies, the environmental angular momenta and the CGM gas spins around quenched early-type galaxies have always been higher since as early as $z \sim 2$. This indicates that their different fates might already have been fixed by initial conditions at their birth sites. The initial conditions determine the large-scale torque fields, hence they map out at some level the coarse-grained “paths” of later-stage galaxy interactions. The CGM gas then inherits the associated orbital angular momentum of interacting galaxies in the environments. An efficient (CGM) gas inflow from larger distances into the galaxy would then be related to the CGM angular momentum. Such a modulation (together with other quenching mechanisms) can directly affect the star-forming or quenching status of a galaxy.

In line with this scenario, the TNG simulation predicts a coherent rotation pattern existing among: (1) the large-scale environment out to ~ 100 kpc, as directly measured by neighbouring galaxies' line-of-sight velocities; (2) the cold (with $T < 2 \times 10^4$ K) CGM gas, also extending to several tens of kpc; and (3) the central stellar disk of a few kpc. Such coherent kinematics can be obtained through stacking the line-of-sight velocity fields of galaxies that exhibit cold stellar dynamics. Specifically, spectroscopic measurements of neighbouring galaxies are required to be able to resolve relative line-of-sight orbital

motion below 100 km/s. The CGM gas kinematics can be obtained from absorption line observations towards quasar sight lines which go through the CGM of foreground galaxies. Such observations at multiple distance scales could provide strong evidence about the angular momentum inheritance from the large-scale environment at several tens of kpc scales, through the CGM, down to central stellar disks at kpc scales. We also propose to seek for anti-correlations between galaxy star-formation rates and orbital angular momenta of nearby interacting galaxies.

This paper is organized as follows. In Section 2, we introduce the IllustrisTNG-100 galaxy samples that we adopt for this study. The connection between the CGM gas spin and the central star-forming activities, and that between the environmental angular momentum and the CGM gas spin are examined in Section 3 and 4, respectively. We discuss the implications for different fates of galaxies in Section 5. Key observational predictions are presented in Section 6. Finally, conclusions and some further discussion are given in Section 7. In this work, we adopt the Planck cosmology (Planck Collaboration et al. 2016), which was also used in the IllustrisTNG-100 simulation. In particular, a flat universe geometry is assumed, with a total matter density of $\Omega_m = 0.3089$, a cosmological constant of $\Omega_\Lambda = 0.6911$, a baryonic density of $\Omega_b = 0.0486$, and a Hubble constant $h = H_0/(100 \text{ km s}^{-1} \text{ Mpc}^{-1}) = 0.6774$.

2 METHODOLOGY

2.1 Galaxy samples from the IllustrisTNG Simulation

*The Next Generation Illustris Simulations*¹ (IllustrisTNG, TNG hereafter; Marinacci et al. 2018; Naiman et al. 2018; Springel et al. 2018; Nelson et al. 2018, 2019b; Pillepich et al. 2018a,b, 2019; Weinberger et al. 2017, 2018) are a suite of state-of-the-art magneto-hydrodynamic cosmological galaxy formation simulations carried out in large cosmological volumes with the moving-mesh code AREPO (Springel 2010). In addition to the previous galaxy formation model (see Genel et al. 2014; Vogelsberger et al. 2013, 2014a,b; Nelson et al. 2015), the simulation has also adopted ideal magneto-hydrodynamics, included a new model for AGN feedback (Weinberger et al. 2017, 2018), and implemented various modifications to galactic wind feedback, stellar evolution and chemical enrichment (Pillepich et al. 2018a).

We use the full-physics version with a cubic box of 110.7 Mpc side length (TNG-100), a gravitational softening length of $0.5h^{-1}$ kpc and mass resolution of $1.4 \times 10^6 M_\odot$ and $7.5 \times 10^6 M_\odot$ for the baryonic and dark matter, respectively. The SUBFIND algorithm (Springel et al. 2001; Dolag et al. 2009) has been used to identify galaxies in their host dark matter halos.

In this work, three galaxy samples within a stellar mass range of $10.3 \leq \log M_*/M_\odot \leq 11.2$ at $z = 0$ are used. These galaxy samples were originally selected from the TNG-100 simulation and used in Lu et al. (2021) in order to study the evolution of bulge-dominated quenched but dynamically cold galaxies (referred to as CQs denoting “cold quenched”), in comparison to quenched and dynamically-hot elliptical galaxies (referred to as NEs denoting “normal elliptical”) and star-forming disk galaxies (referred to as NDs denoting “normal disk”). In terms of star-forming activity, morphology and kinematics, the cold quenched and hot quenched early-type galaxies were shown to match the observed fast- and slowly-rotating early-type galaxies, respectively (see Figure 10 in Lu et al. 2021). In this work, we follow

¹ <http://www.tng-project.org/data/>

the same name conventions and use the corresponding notations in figures.

2.2 Galaxy and environmental properties

General properties of the simulated galaxies are taken from the TNG public catalogue (Nelson et al. 2019a). In addition, we also carry out calculations for a number of other key properties related to the galaxy itself, its CGM and its environmental angular momentum. To do so, we first define the galaxy domain as the region inside twice the half-stellar-mass radius R_{hsm} from the galaxy centre; and the region outside $2R_{\text{hsm}}$ as the CGM domain (DeFelippis et al. 2020). The relevant properties inside the galaxy domain include a galaxy’s specific star formation rate (sSFR), central gas fraction $f_{\text{gas}, < 2R_{\text{hsm}}}$, and specific gaseous and stellar disk spin vectors \mathbf{j}_{gas} and \mathbf{j}_* , respectively. \mathbf{j}_{gas} and \mathbf{j}_* are calculated as:

$$\mathbf{j}_x = \frac{\sum_i m_i \mathbf{r}_i \times \mathbf{v}_i}{\sum_i m_i}, \quad (1)$$

where the subscript x refers to stars or gas inside the galaxy domain; m_i , \mathbf{r}_i and \mathbf{v}_i , respectively, are the mass, position and velocity vectors with respect to the galaxy centre, of the i -th stellar/gaseous element. The summation goes over all the stellar/gaseous particles/cells within $2R_{\text{hsm}}$. We refer the reader to Lu et al. (2021) and Xu et al. (2019) for more detailed descriptions.

For the CGM domain, we also calculate the specific angular momentum vector \mathbf{j}_{CGM} of a galaxy’s CGM gas using Eq. 1, with the summation extending over all the gaseous cells outside $2R_{\text{hsm}}$ that are gravitationally bound to the galaxy’s halo. We verify that the results are not subject to the choice of the radial bounds that we use to calculate the CGM gas properties. The results remain unchanged when we confine our calculations to within a fixed radial range of 30–300 kpc from the galaxy centre.

In order to eliminate the effects of mass dependence, we also define a dimensionless spin for the CGM around each galaxy as follows:

$$\lambda_{\text{CGM}} = \sum_i \frac{m_i v_{t,i}^2}{GM(\leq r_i)/r_i} \bigg/ \sum_i m_i, \quad (2)$$

where m_i , r_i and $v_{t,i}$, respectively, are the mass, distance and tangential velocity of the i -th gas element with respect to the galaxy centre, G is the gravitational constant, and $M(\leq r_i)$ is the total mass enclosed within distance r_i . To evaluate and compare among different galaxy types the spin of the CGM as a whole, the summation is over all gas elements within a fixed radial range of 30–300 kpc from the galaxy centre. We note that the dimensionless spin defined in this way is different from the conventional definition (e.g., Stewart et al. 2011, 2017; Teklu et al. 2015; Danovich et al. 2015), which is essentially a globally-defined angular momentum ratio evaluated within a certain radius. The definition used here is a mass-weighted energy fraction of the tangential motion with respect to the total kinetic energy that is required to balance gravity at this radius (assuming a spherically-symmetric matter distribution). As demonstrated in Paper I (see Figures 7 and 8 therein), the circumgalactic gas shows a bimodal kinematics between the cold and hot phases. The cold gas, in particular, can exhibit rather localized filamentary morphologies with certain in-spiral motions, which are not necessarily global features. The closer this value is to 1, the higher the fraction of gas is that is moving in a tangential flow, in comparison to being in a hydrostatic state supported by pressure gradients.

In our study, all galaxies in the samples are central galaxies of

Friends-of-Friends (FoF, Davis et al. 1985) groups. Their environmental angular momenta are specifically measured by the specific orbital angular momentum vector \mathbf{j}_{env} , which is given by:

$$\mathbf{j}_{\text{env}} = \frac{\sum_i M_{\text{tot},i} \mathbf{r}_i \times \mathbf{v}_i}{\sum_i M_{\text{tot},i}}, \quad (3)$$

where $M_{\text{tot},i}$, \mathbf{r}_i and \mathbf{v}_i , respectively, are the total mass, relative distance and velocity vectors with respect to the investigated central galaxy, of the i -th neighbouring galaxy (subhalo) in the vicinity. The summation is over all neighbouring galaxies, for which we take all satellite galaxies in the same FoF groups and within a given distance range from 50 kpc to 300 kpc measured from the central galaxy position. We again confirm that adopting the fixed distance range above or taking a radial range from one to eight times the half-total-mass radius to evaluate the environmental angular momentum makes no qualitative difference to the findings in this work.

3 FROM CGM ANGULAR MOMENTA TO STAR FORMATION AND QUENCHING ACTIVITIES

3.1 The mass and spin of the inner and outer gas

To understand the link between the CGM angular momentum and the central star formation and quenching activities, we first present Fig. 1, in which we show distributions of the mass M_{gas} and specific angular momentum j_{gas} of the inner gas (specifically denoted with subscript $< 2R_{\text{hsm}}$) and of the outer/CGM gas (denoted with subscript $> 2R_{\text{hsm}}$), as a function of galaxy stellar mass M_* . We note that by our definition, $j_{\text{gas}, > 2R_{\text{hsm}}}$ equals to j_{CGM} . As can be seen, the masses and specific spins of both inner and outer/CGM gas increase with increasing M_* . As expected, star-forming disk galaxies host significantly more abundant gas inside the galaxy domains (left panels), and also exhibit higher gas spins, in comparison to their quenched galaxy counterparts within the same stellar mass range.

However, the gas content and angular momentum in the CGM regime (panels on the right) behave differently from those within the galaxy domain. Specifically, differences in the CGM gas mass $M_{\text{gas}, > 2R_{\text{hsm}}}$ among the three types of galaxies become much smaller. In particular, the outer regions around quenched early-type galaxies are not as “gas-poor” as expected; $M_{\text{gas}, > 2R_{\text{hsm}}}$ is typically a few times higher than M_* on average, suggesting that quenched early-type galaxies do not lack an outer gas supply, which may potentially fuel their central star formation (but which is not happening). More interestingly, the specific angular momenta of the CGM gas $j_{\text{gas}, > 2R_{\text{hsm}}}$ around star-forming disks are the lowest among the three types of galaxies, while quenched galaxies (within the same stellar mass range) exhibit higher CGM spins. In the next subsection, we show an important consequence of these differences.

3.2 The connection between the CGM spin and star formation

To further unveil the connection between CGM gas spin and star formation and quenching activities at fixed stellar mass, we present Fig. 2, in which we show the distributions of the black hole accretion rate $\dot{M}_{\text{BH}}/M_{\text{BH}}$ and the specific star formation rate (sSFR), as a function of stellar mass M_* , for the three types of galaxies and their progenitors since $z = 1$. Both quantities decrease with increasing galaxy masses. Galaxies are then divided into 8 bins according to their stellar masses. In each bin, galaxies are further split into two subgroups according to their CGM angular momenta j_{CGM} , i.e., galaxies with $j_{\text{CGM}} > j_{\text{CGM},50}$ (red) and with $j_{\text{CGM}} < j_{\text{CGM},50}$

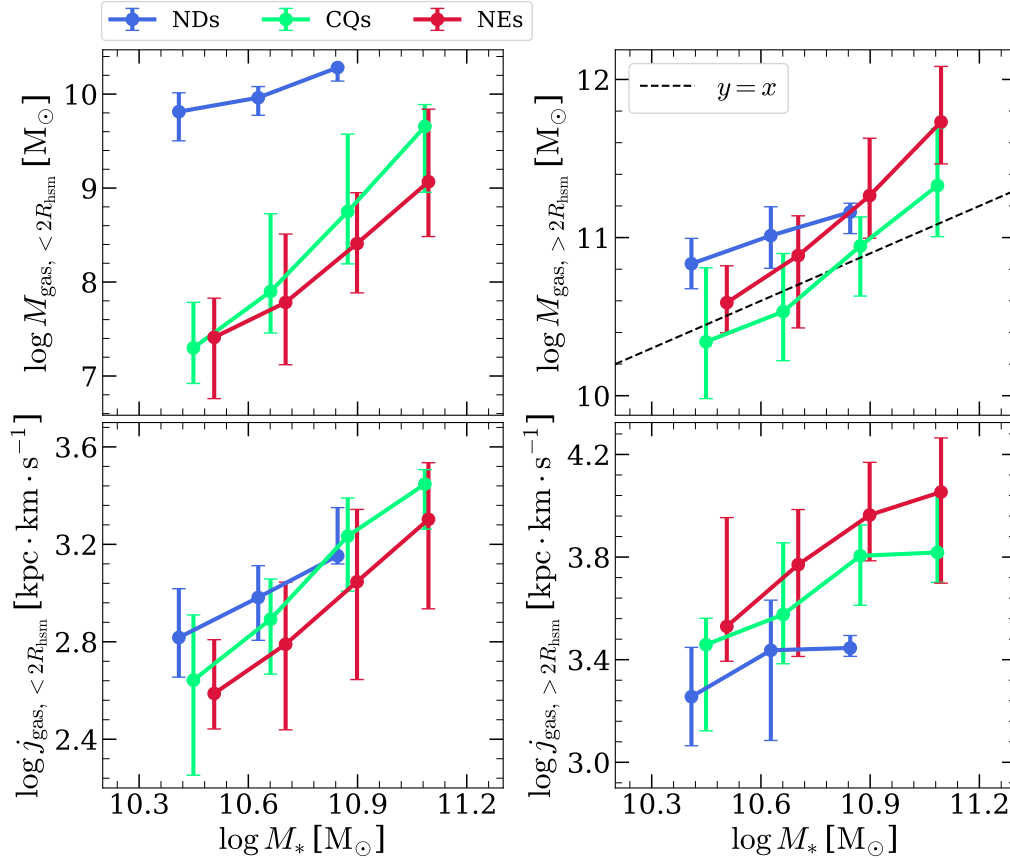


Figure 1. Left: the distributions of mass (top) and specific spin (bottom) of inner ($r < 2R_{\text{hsm}}$) gas, as a function of galaxy stellar mass M_* , in cold quenched galaxies (green), normal elliptical galaxies (red), and normal disk galaxies (blue). Right: the same plots for the outer gas ($r > 2R_{\text{hsm}}$, also defined as the CGM domain). The error bars indicate the range from the 16th to the 84th percentiles ($\pm 1\sigma$). The black dashed line in the top right panel indicates $M_* = M_{\text{gas}, > 2R_{\text{hsm}}}$.

(blue), where $j_{\text{CGM},50}$ is the median j_{CGM} in each stellar mass bin. As can be seen, within the same mass range, galaxies with higher CGM angular momenta systematically exhibit lower star forming activity and lower feedback strength.

It is worth noting that in Paper I we explicitly demonstrate that the cold-phase ($10^4 \text{ K} < T < 2 \times 10^4 \text{ K}$) and hot-phase ($T > 10^5 \text{ K}$) CGM follow different kinematics: on average the cold-phase CGM possesses higher angular momentum and exhibits more tangential motion than its hot-phase counterparts. In Fig. 3, we present a clear anti-correlation between the sSFRs and the dimensionless spins of the cold-phase CGM in star-forming galaxies (see also Figure 5 of Paper I). We note that we have left out the quenched galaxy sample in making the plot, as they have too little central gas contents and essentially too low SFRs.

Such an anti-correlation strongly indicates a deep connection between the ambient gas angular momentum and the star-forming activity within a galaxy. Specifically, high CGM gas spins may prevent the outer gas from efficiently falling into galaxy centres, directly hampering a sustainable and efficient gas replenishment to fuel the central star formation as well as to feed the supermassive black holes. This may particularly have a larger impact on galaxies that happen to evolve into quiescent stages after having consumed a significant fraction of their central gas reservoirs: for a lack of sufficient gas supply (to the inner region), the galaxy could remain quenched. In this sense, this provides a complementary “quenching” mechanism, helping to keep a galaxy starved once it is quenched. Such a trend

can be clearly seen in Section 5.1, where we present the difference in CGM gas spins among different types of galaxies.

4 FROM ENVIRONMENTAL ANGULAR MOMENTUM TO CGM GAS SPIN

In Paper I of this series, we showed two example cases, where inspiraling CGM gas was either associated with or triggered by interacting galaxies in the vicinity of the investigated galaxies (see Figures 7 and 8 therein). This already gives a hint that the large-scale environment may influence the CGM and its angular momentum via galaxy interactions. In the previous section, we demonstrate that the CGM gas spin would play an important role in regulating star formation and quenching activities inside a galaxy. In this section, we zoom out to a larger scale, and investigate specifically the connection between the CGM gas spin and the orbital angular momentum of neighbouring galaxies in the environment.

We first present, in the left panel of Fig. 4, the specific CGM angular momentum j_{CGM} (see Eq. 1 for definition) versus the specific orbital angular momentum j_{env} from the neighbouring galaxies (see Eq. 3 for definition) for all three types of galaxies at $z = 0$. The three colors show the relations evaluated within three different radial ranges. As can be seen, the CGM angular momentum shows a positive correlation with environmental angular momentum, already hinting at a deep connection between the two. In addition, within

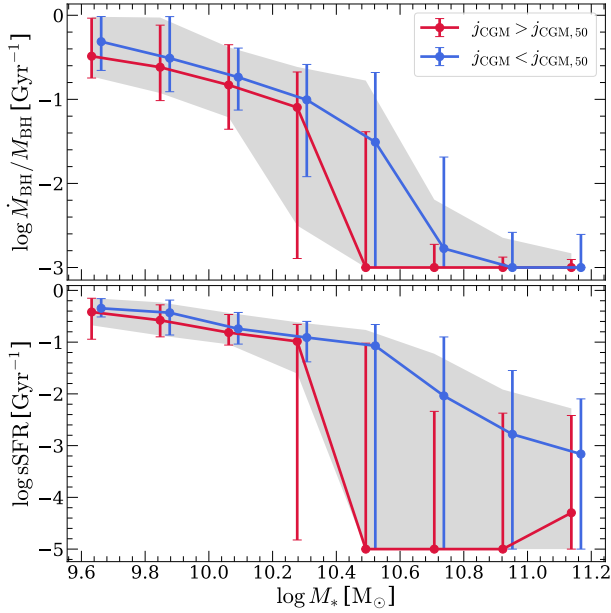


Figure 2. The distributions of the black hole accretion rate $\dot{M}_{\text{BH}}/M_{\text{BH}}$ (top panel) and the specific star-formation rate sSFR within $2R_{\text{hsm}}$ (bottom panel) as a function of galaxy stellar mass M_* for all the three types of galaxies (i.e. NDs, CQs, and NEs) and their progenitors since $z = 1$. In each panel, galaxies are divided into 8 bins according to their stellar masses, with the grey shaded region indicating the $\pm 1\sigma$ region of all the galaxies. In each bin, galaxies are further divided into two subgroups according to their CGM angular momenta j_{CGM} ; i.e., galaxies with $j_{\text{CGM}} > j_{\text{CGM},50}$ (red) and with $j_{\text{CGM}} < j_{\text{CGM},50}$ (blue), where $j_{\text{CGM},50}$ is the median j_{CGM} in each stellar mass bin. The error bars indicate the range from 16th to 84th percentiles ($\pm 1\sigma$).

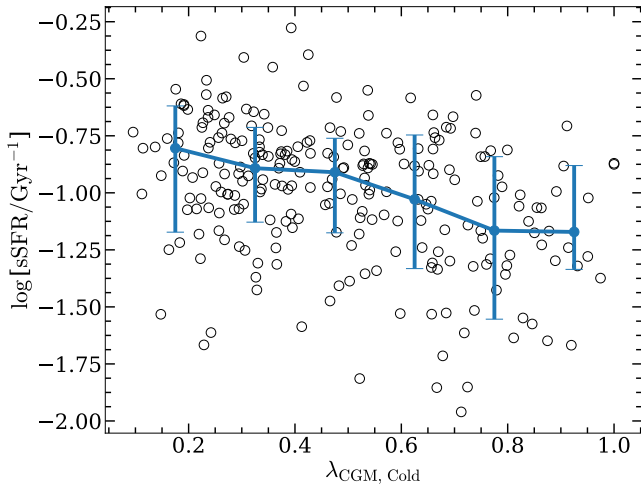


Figure 3. The distribution of the logarithmic sSFR as a function of dimensionless spin λ_{CGM} of the cold CGM gas (i.e., with $10^4 \text{ K} < T < 2 \times 10^4 \text{ K}$, and located within a radial range of 30–100 kpc) for star-forming disk galaxies at $z \leq 0.1$. The solid line connects the median values in λ_{CGM} bins; the error bars indicate the ranges from 16th to 84th percentiles ($\pm 1\sigma$) of the distribution.

each (same) radial range, the averaged j_{env} is always systematically larger than j_{CGM} , all the way out to $50R_{\text{hsm}}$ ($\sim 250 \text{ kpc}$). As shown in Fig. 6 in Section 5.2, the misalignment angles between the two angular momenta are moderately small. This essentially means that the overall modulation as created by the galaxy environment should be mainly in the form of injecting angular momentum to the CGM gas (see also Stewart et al. 2011, 2017).

The right panel of the figure further illustrates the relation above but in a mass-independent manner. The panel shows the distribution of the specific CGM angular momentum j_{CGM} as a function of galaxy stellar mass M_* . For this distribution, galaxies are divided into 6 stellar mass bins, with the grey shaded region indicating the $\pm 1\sigma$ region for all galaxies. In each bin, galaxies are further divided into two subgroups according to their environmental spin j_{env} ; i.e., galaxies with $j_{\text{env}} > j_{\text{env},50}$ (red) and with $j_{\text{env}} < j_{\text{env},50}$ (blue), where $j_{\text{env},50}$ is the median j_{env} in each bin. As can be seen, galaxies (of similar masses) that live in higher angular momentum fields on average also have higher CGM angular momenta. We emphasize that this connection cannot start from inside-out, but may only happen as a consequence of the neighbouring galaxies transferring angular momentum to the CGM gas while they interact with and/or merge into the system. Given the interplay between the CGM motion and the star formation and feedback activities (as demonstrated in the previous section as well as in Paper I), this process essentially links the large-scale environment with the central star formation inside a galaxy, via modulating the CGM gas angular momentum.

5 THE FATE OF STAR-FORMING DISKS AND QUENCHED EARLY-TYPE GALAXIES

As demonstrated in previous sections, a galaxy’s large-scale environment can affect star forming and quenching activities inside a galaxy, via modulation of the angular momentum of the CGM gas at intermediate distances. An implication could be that the states of star-forming disk and quenched early-type galaxies are simply consequences of different torque environments on larger scales. In Sections 5.1 and 5.2, we present the differences in the ambient CGM and environmental angular momenta, respectively; and in Section 5.3 we show how this is reflected in the histories of three different types of galaxies.

5.1 Difference in CGM spins

As demonstrated in Section 3.2, galaxies with higher CGM gas spins tend to have less-active star formation and feedback activities. Then would it be true that present-day quenched galaxies have higher CGM (dimensionless) spins than their star-forming disk counterparts? To answer this question, we present the left panel of Fig. 5, where the distributions of the dimensionless CGM spin λ_{CGM} (see Eq. 2) are plotted for three types of galaxies at $z = 0$. As expected, the CGM spins of quenched early-type galaxies are systematically higher than those of star-forming disk galaxies.

We shall emphasize that the statement of the CGM gas possessing high angular momentum does *not* mean that the system becomes *globally* rotationally supported at larger radii. In fact, as the radius increases, the CGM gas becomes less and less rotationally supported, which can be seen in the right panel of Fig. 5, where the detailed radial profiles of the CGM dimensionless spin λ_{CGM} are presented. The cold circumgalactic gas, which dominates the CGM angular-momentum budget (see Figure 6 of Paper I), carries out rather localized in-spiral motions, responsible for possessing high angular

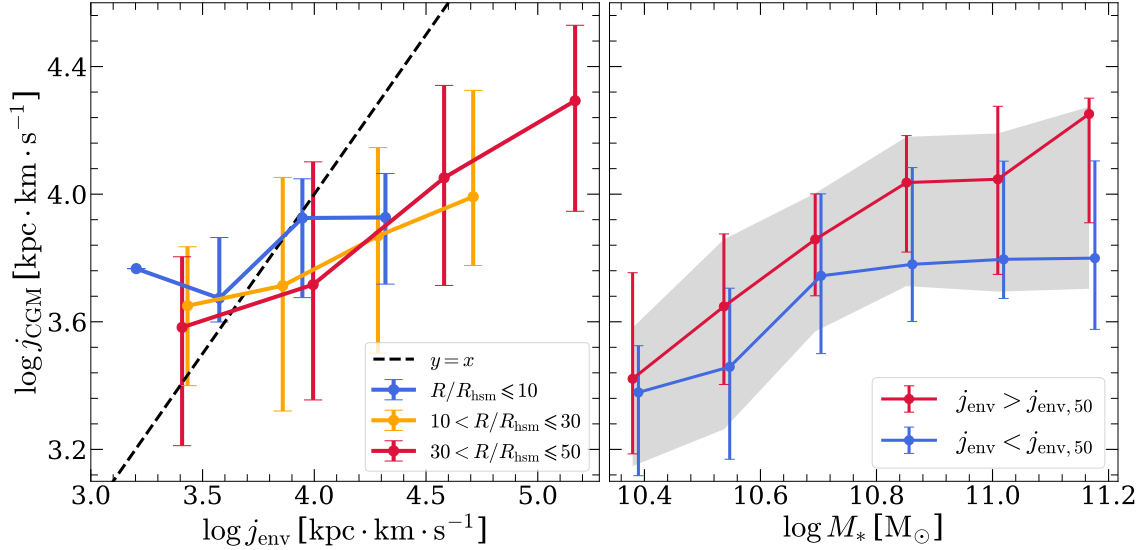


Figure 4. Left: the correlation between the specific CGM spin j_{CGM} and the specific environmental angular momentum j_{env} , for all three types of galaxies at $z = 0$. The angular momenta are calculated in different radial ranges: $R/R_{\text{hsm}} \leq 10$ in blue, $10 < R/R_{\text{hsm}} \leq 30$ in orange, and $30 < R/R_{\text{hsm}} \leq 50$ in red, respectively. The error bars indicate the ranges from 16th to 84th percentiles ($\pm 1\sigma$). The black dashed line indicates $j_{\text{CGM}} = j_{\text{env}}$. Right: the distribution of the specific CGM angular momentum j_{CGM} as a function of galaxy stellar mass M_* for all selected galaxies at $z = 0$. Galaxies are divided into 6 stellar mass bins, with the grey shaded region indicating the $\pm 1\sigma$ region for all galaxies. In each bin, galaxies are further divided into two subgroups according to their environmental spin j_{env} ; i.e., galaxies with $j_{\text{env}} > j_{\text{env},50}$ (red) and with $j_{\text{env}} < j_{\text{env},50}$ (blue), where $j_{\text{env},50}$ is the median j_{env} in each bin. The error bars indicate the ranges from 16th to 84th percentiles ($\pm 1\sigma$) in individual subgroups.

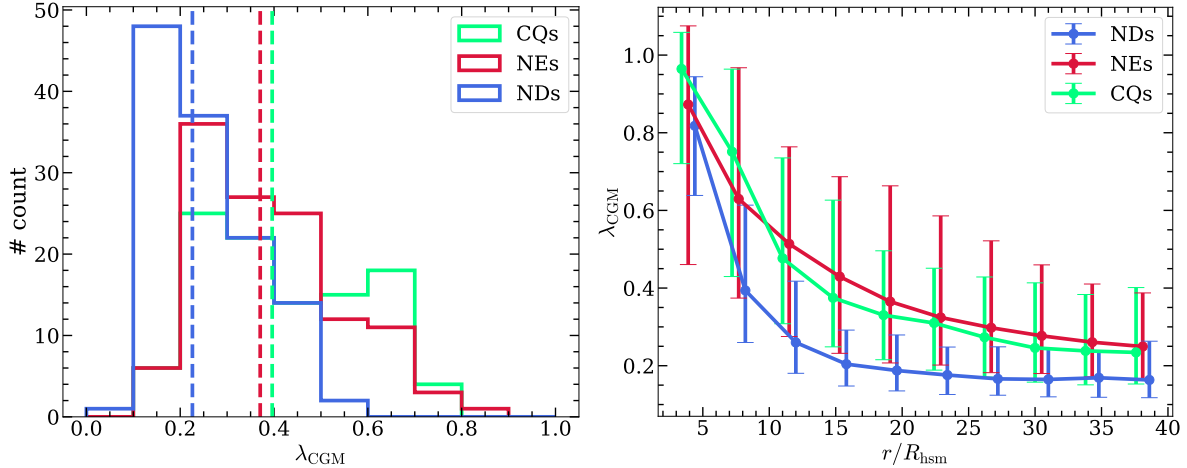


Figure 5. Left: histograms of the CGM dimensionless spin λ_{CGM} (evaluated within a radial range of 30 – 300 kpc, see Eq. 2 for definition) for three types of galaxies at $z = 0$. The dashed line indicates the median value in each case. Right: radial profiles of the CGM dimensionless spin λ_{CGM} for the same galaxy samples. The error bars indicate the ranges from 16th to 84th percentiles ($\pm 1\sigma$) in individual cases.

momenta. Again, the difference among the three galaxy types clearly shows up especially at larger distances.

The findings above suggest that high CGM angular momentum may provide a complementary explanation for galaxies *remaining* quenched (once they are quenched). This can also explain the fact that some of the quenched early-type galaxies are seen to have inspiraling cold CGM features at larger radii. In particular in the case of fast-rotators, ring-like HI morphologies may often be present at the galaxy outskirts, indicating high angular momentum (e.g., Oosterloo et al. 2007; Christlein & Zaritsky 2008; Sancisi et al. 2008; Putman et al. 2009; Lemonias et al. 2011; also see figure 11 of Lu et al. 2021).

5.2 Difference in environmental angular momenta

As demonstrated in Section 4, galaxies which reside in an environment that induces larger orbital angular momentum from neighbouring galaxies also have higher CGM angular momentum. In the previous subsection, it is shown that present-day quenched early-type galaxies on average have higher CGM spins than their star-forming disk counterparts. Then would it be true that the former also reside in higher angular momentum environments than the latter?

To answer this question, we present Fig. 6, which shows the distributions of: (1) the specific environmental angular momentum j_{env} (left panel; evaluated in the distance range of 50 – 300 kpc from

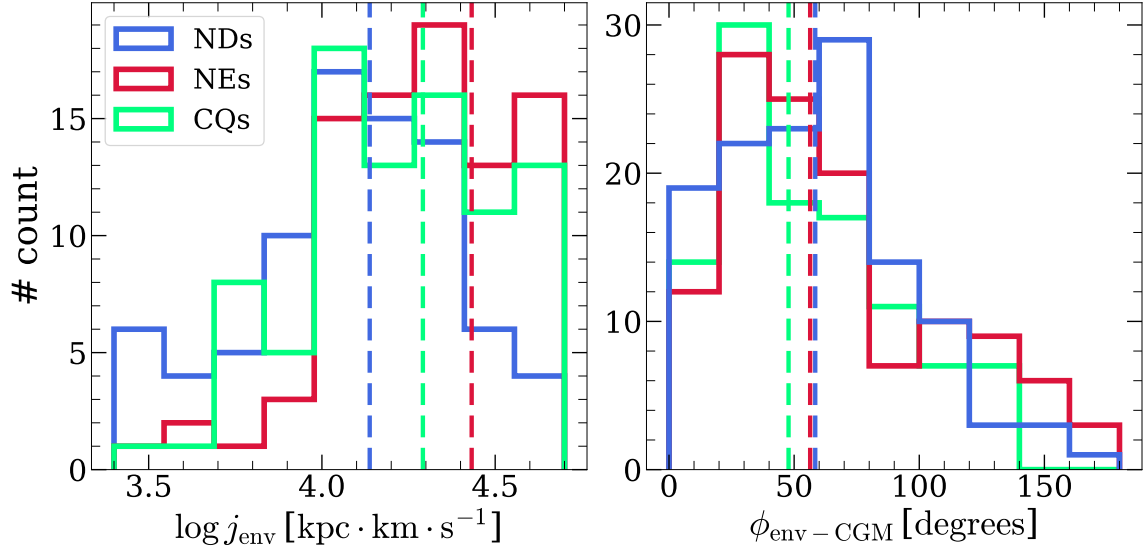


Figure 6. Histograms of the specific environmental angular momentum j_{env} (left panel; evaluated in the distance range of 50 – 300 kpc from the host galaxy; see Eq. 3 for definition) and of misalignment angles between \mathbf{j}_{CGM} and \mathbf{j}_{env} (right panel), for NDs (blue), CQs (green), and NEs (red) selected at $z = 0$. In each panel, the dashed lines indicate the median values of the investigated parameters for the three types of galaxies.

the host galaxy; see Eq. 3 for definition) and (2) the misalignment angle $\phi_{\text{env-CGM}}$ between the two angular momentum vectors (right panel). As expected, the large-scale environment around quenched early-type galaxies indeed on average possesses higher orbital angular momenta than that around star-forming disks. Interestingly, the misalignment angle $\phi_{\text{env-CGM}}$ shows rather similar distributions among the three types of galaxies, all peaking at lower angles (with a median of $\sim 50^\circ$), again suggesting an inherent connection between their angular momenta.

5.3 Difference in evolution histories

As already demonstrated in the previous two subsections, differences are clearly present in the CGM gas spins and the environmental angular momenta among three different types of galaxies. Then the next question is how long ago have such ambient and environmental differences been in place?

In order to answer this question, we present the redshift evolution of the stellar disk spin, the CGM gas spin and the environmental orbital angular momentum since $z = 2$ in Fig. 7. As can be seen from the left panels, present-day quenched early-type galaxies used to have significantly higher stellar angular momenta at early times, during which their disk morphologies and kinematics were well established in comparison to their star-forming disk counterparts. With time, fast-rotators (slow-rotators) steadily gain (lose) stellar angular momentum, as a consequence of prograde (retrograde) mergers (see Lu et al. 2021). As a result, present-day fast-rotating early-type galaxies and star-forming disks have much higher stellar angular momenta than slow-rotating elliptical galaxies. Zooming out to larger scales (right-hand side panels), slow-rotators have always had the highest CGM spins and environmental angular momenta since at least $z \sim 2$, while star-forming disk galaxies have always had the lowest ambient and environmental angular momenta.

Such differences in larger-scale angular momentum among different types of galaxies existing consistently across a wide range of redshifts suggests that the different fates of galaxies may origi-

nate from an early epoch. Specifically, the initial conditions of the large-scale torque fields that are fixed at the birth sites, to a certain degree, have already determined the coarse-grain “paths” of later-stage galaxy interactions, through which the CGM gas is modulated by inheriting angular momentum from the torque environment.

6 OBSERVATIONAL PREDICTIONS

6.1 Coherent kinematics from stacked velocity maps

The inherent connection between the environmental angular momentum and the CGM gas spin, as demonstrated in Section 4, would become even clearer when we over-plot (1) the stacked line-of-sight velocities of neighbouring galaxies in the vicinity of the dynamically cold galaxies, on top of (2) the stacked line-of-sight velocity fields of the CGM gas. This is shown in Fig. 8, where the nearly edge-on views of all the star-forming disk galaxies and fast-rotating early-type galaxies are stacked according to the stellar disk orientations such that the apparent major axes of the stellar disks are lined up and the red-shifted sides of the velocity fields are put on the same side in the sky plane. We note that to make Fig. 8, we have not included slower-rotating elliptical galaxies. This is simply because they do not have well-established rotating stellar disks to line up the frames for the purpose of stacking. However, these systems are *not* lacking of in-spiralling cold CGM gas (e.g., see Figure 8 of Paper I).

It is truly intriguing to see such a coherent rotation pattern systematically existing among the stellar disk (a few kpc), the CGM gas (tens of kpc) and neighbouring galaxies (up to ~ 100 kpc). We also note that such coherent kinematics from stacked galaxy populations not only exists at $z = 0$ but also shows up for dynamically cold galaxies up to $z \sim 1$. It is worth noting that on an individual basis, median misalignment angles of $30^\circ - 40^\circ$ are typically seen between the stellar disk and the CGM gas for star-forming disk and fast-rotating early-type galaxies. When stacked together along the stellar disks, however, the misalignment in individual galaxies cancels out, only

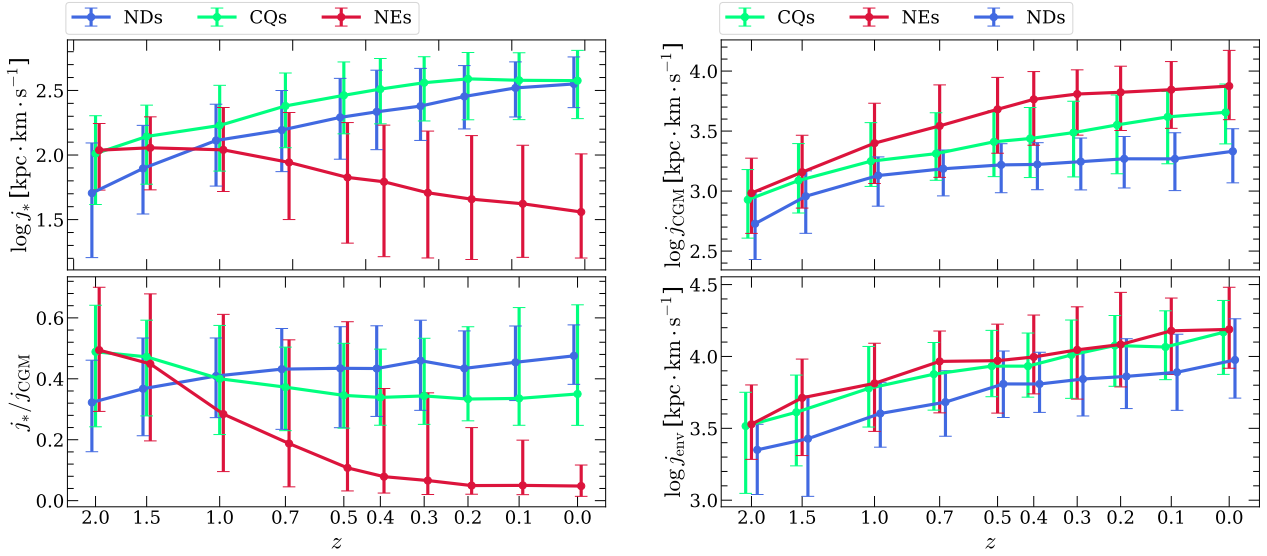


Figure 7. The redshift evolution of: (1) the stellar spin within $2R_{\text{hsm}}$ ($\log j_*$, top left), (2) the specific CGM gas angular momentum ($\log j_{\text{CGM}}$, top right; evaluated at $r > 2R_{\text{hsm}}$, see Eq. 1 for definition), (3) the ratio between the two angular momenta above (i.e., j_*/j_{CGM} , bottom left), and (4) the specific environmental angular momentum ($\log j_{\text{env}}$, bottom right; see Eq. 3 for definition). In each panel, CQs, NEs, and NDs are indicated by green, red, and blue lines, with error bars indicating the range from the 16th to the 84th percentiles ($\pm 1\sigma$).

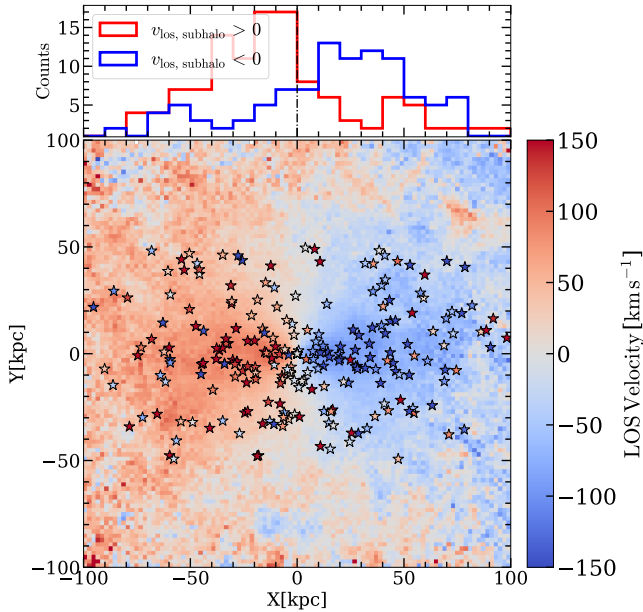


Figure 8. Stacked line-of-sight velocity fields of all the star-forming disks and the quenched but dynamically cold early-type galaxies at $z = 0$. Before stacking, all the galaxies are rotated to edge-on views according to their stellar disks such that the galaxy major axes are along the X -axis in the figure. A further rotation with a random disk inclination angle between -60° and 60° along the major axis is then applied to each galaxy, in order to mimic a nearly edge-on view from an observation. The color-coded maps present the stacked signal of the line-of-sight velocity fields of the cold ($10^4 \text{ K} < T < 2 \times 10^4 \text{ K}$) CGM gas. The star symbols with colors indicate the line-of-sight velocities of galaxies (with projected $|Y| < 50 \text{ kpc}$) in the vicinity of the hosts. The histograms on the top of the figure show the spatial distributions along the X -axis (the major axis of the stellar disk) for neighbouring galaxies with positive (red-shifted) and negative (blue-shifted) line-of-sight velocities.

leaving behind a cone-shaped co-rotation feature between the CGM and stellar disks, as is shown in Fig. 8.

Observationally, co-rotations between the CGM and the central stellar disks have been detected in many recent studies (e.g., Danovich et al. 2015; Ho et al. 2017; Martin et al. 2019; Zabl et al. 2019; see Tumlinson et al. 2017 and references therein). However observations of co-rotation between the CGM gas and galaxies in close neighbourhoods have been scarce and tentative. Among the three types of kinematic measurements, line-of-sight velocities of the cold CGM gas around a fairly large sample of galaxies would be the most tricky one to obtain. However, modern observations make the measurement of CGM kinematics possible. This can be achieved through dedicated absorption line observations towards quasar sight lines (e.g., Stewart 2017; Martin et al. 2019; Wilde et al. 2021) or through recent emission studies (e.g., Cai et al. 2017, 2019; Arrigoni Battaia et al. 2019). For these galaxies, resolved stellar kinematic maps or resolved stellar disk morphologies would also be needed in order to stack galaxies along the same rotation/disk directions. At larger distances, the line-of-sight velocity field of neighbouring galaxies can be obtained through spectroscopic measurements which can resolve relative line-of-sight velocities below 100 km/s . Such observations at multiple scales would provide best support for the influence of angular momentum from $\sim 100 \text{ kpc}$ all the way down to the stellar disk scale inside a galaxy.

6.2 Anti-correlation between environmental angular momenta and galaxy star formation rates

Regarding the impact of ambient and environmental angular momenta on central star formation, we specifically propose to seek for an anti-correlation between galaxy star formation rates and specific environmental angular momenta. As an example, we present, in the left-hand side panel of Fig. 9, the expected anti-correlation between $\log \text{sSFR}$ and $\log j_{\text{env}, 200\text{kpc}}$ (evaluated within 200 kpc from the primary galaxy; see Eq. 3 for definition) for the TNG galaxy samples at

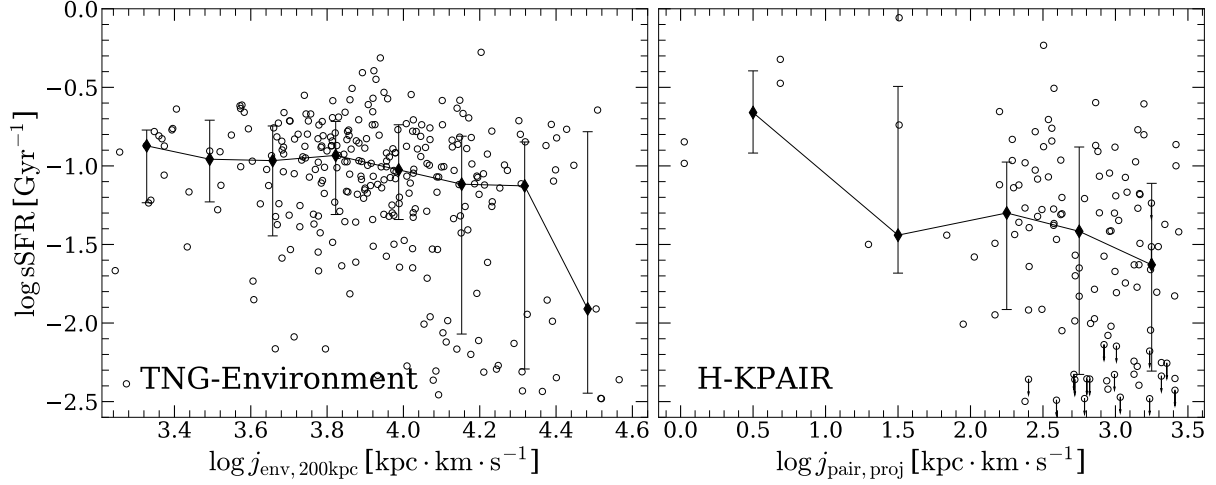


Figure 9. Left: correlation between the specific star-formation rate ($\log \text{sSFR}$) and the environmental angular momentum ($\log j_{\text{env}, 200\text{kpc}}$, evaluated within 200kpc from the primary galaxy; see Eq. 3 for definition) of the TNG galaxy samples at $z \leq 0.1$ (the same redshift range as the H-KPAIR sample on the right). The median profile of $\log \text{sSFR}$ as a function of $\log j_{\text{env}, 200\text{kpc}}$ is indicated by the black lines. Right: correlation between the specific star-formation rate ($\log \text{sSFR}$) and the angular momenta of galaxy pairs ($\log j_{\text{pair}, \text{proj}}$; see Eq. 4 for definition) in the H-KPAIR sample. The error bars in both panels indicate the ranges from 16th to 84th percentiles ($\pm 1\sigma$).

$z \leq 0.1$. We note that it is possible that this latter quantity in practice could be roughly estimated using *projected* distances and relative *line-of-sight* velocities of neighbouring galaxies. In particular, we expect such a relation to show up most significantly in close galaxy pairs with larger mass ratios (corresponding to smaller mass gaps between the two galaxies of a pair).

As a pilot study, we take 128 galaxies with $\log[\text{sSFR}/\text{Gyr}^{-1}] > -2.5$ from 88 close “major-merger” pairs in the H-KPAIR sample (Cao et al. 2016), which is a sub-sample of a complete and unbiased Ks -band (of the Two Micron All Sky Survey) selected galaxy pair sample - KPAIR (Domingue et al. 2009). All of the paired galaxies have SDSS spectroscopic redshifts $z < 0.1$ (but excluding those with recession velocities less than 2000 km/s). Their stellar masses M_* ranging from $10^{9.8}M_\odot$ to $10^{11.4}M_\odot$ were estimated using the Ks -band magnitudes and the SFRs were calculated based on the FIR-sub-millimeter spectral energy distribution fitting carried out using the HERSCHEL data. The galaxy pairs were required to have projected separations $5h^{-1}\text{kpc} < s_{\text{proj}} < 20h^{-1}\text{kpc}$ and relative line-of-sight velocities $\Delta v_{\text{los}} < 500 \text{ km/s}$. The Ks -band magnitude difference between the two galaxies in each pair was required to be within 1 mag, corresponding to a (secondary-to-primary) mass ratio larger than 0.4, in order to guarantee a sufficiently small mass difference between the two galaxies (see Cao et al. 2016 for details).

In the right-hand side panel of Fig. 9, we present the distribution of $\log \text{sSFR}$ as a function of $\log j_{\text{pair}, \text{proj}}$ - the specific orbital angular momentum of the pair (with respect to the centre of mass), which is estimated as:

$$\log j_{\text{pair}, \text{proj}} = \log \left[s_{\text{proj}} \Delta v_{\text{los}} \frac{M_{*,1} M_{*,2}}{(M_{*,1} + M_{*,2})^2} \right], \quad (4)$$

where subscripts 1 and 2 denote the two galaxies in the pair. As can be seen, a marked anti-correlation is, as expected, present among the data. Here we call for bigger samples of galaxy pairs in order to provide further observational support for the proposed anti-correlation between environmental angular momenta and central star formation activity.

7 CONCLUSIONS AND DISCUSSION

In this study, we use the IllustrisTNG-100 simulation to investigate the connections among the large-scale environment, the CGM spin and the central star-forming and quenching activities. We find that at larger distances, the CGM spins positively correlate with the environmental angular momenta due to the orbital motions of neighbouring galaxies (Fig. 4), whose velocity fields show coherent rotations with respect to that of the CGM gas, which further co-rotate with galaxy stellar disks on smaller scales (Fig. 8). These connections support a hierarchical inheritance of angular momentum from the large-scale environment all the way to a galaxy’s star-forming disk (see Section 4). At smaller radii, the star formation rates and the supermassive black hole accretion rates, all anti-correlate with the CGM spins: less actively star-forming galaxies systematically exhibit higher CGM spins than their actively star-forming counterparts within the same stellar mass range (Figs. 2 and 3). This can be readily understood if higher CGM angular momentum prevents the gas from efficiently infalling and feeding the central star-forming gas reservoirs, resulting in less active star formation (see Section 3). Such a connection can even serve as a mechanism that can keep a galaxy quenched once it is quenched. The above-presented co-rotation motion and anti-correlation relations can be tested by observing the orbital properties of group galaxies or galaxy pairs through spectroscopic observations and by measuring the CGM velocity fields through absorption line observations towards quasar sight lines (see Figs. 8 and 9 and Section 6).

The large-scale environment plays an important role in affecting the evolution of a galaxy. It modulates the CGM by injecting angular momentum to it through galaxy interactions (e.g., mergers and fly-bys). Such an angular momentum modulation upon the CGM has a significant impact on the galaxy’s fate in terms of its star formation and quenching activities (see Section 5). Specifically, we find that present-day quenched early-type galaxies have always had much higher ambient and environmental angular momenta since as early as $z \sim 2$, in contrast with their star-forming disk counterparts (Figs. 5, 6, and 7). In line with this, present-day star-forming disk galaxies have always had sufficient feeding to the central gas reservoirs from larger

distances. This can rejuvenate a galaxy in its quenched phase and bring it back on track to the star forming sequence. The galaxy thus would go through episodic star formation, intermittent with quenched phases (as demonstrated in Paper I). Present-day quenched early-type galaxies, on the other hand, had gone through early disk assemblies through rapid star formation (also see [Lu et al. 2021](#)). Their central gas reservoirs had been quickly consumed due to starbursts and AGN activities triggered by major mergers (e.g., [Barnes 1992](#); [Barnes & Hernquist 1991, 1996](#); [Mihos & Hernquist 1996](#); [Barnes 2002](#); [Naab & Burkert 2003](#); [Bournaud et al. 2005, 2007](#); [Johansson et al. 2009a](#); [Tacchella et al. 2016](#); [Rodriguez-Gomez et al. 2017](#)). At some point, as a cycle of star formation and feedback (which can effectively keep the cold gas stay outside the central region because of pressure, see Figure 6 of Paper I) dies down, these galaxies then transition into a quenched phase. However, acquiring overly high angular momenta from the large-scale environment prevents the cold CGM from efficiently flowing in to further feed the central gas reservoirs. These galaxies may remain quenched ever since. Therefore the large-scale environment can initiate a mechanism (referred to as “angular momentum quenching”, see Section 7.2) that is directly executed by the CGM, which starves a galaxy and keeps it quenched once it is quenched. Below we present some further discussion on a number of key issues related to this work.

7.1 The quenched state

We would like to address that “quenched”, instead of being a galaxy type “label”, is rather an evolutionary phase, which can be either a well established state on longer time scales or a transitional phase on shorter time scales. The former can correspond to present-day quenched elliptical galaxies, while the latter may often be seen in the history of present-day star-forming disks during their less active star-forming phases. This can be seen from Figure 3 of Paper I and Fig. 10 in this study, where the redshift evolution of a (present-day) star-forming disk galaxy and a quenched elliptical galaxy, respectively, are plotted in the $\log \text{sSFR} - \log M_*$ plane, color-coded by redshifts. For the example present-day star-forming disk (Figure 3 in Paper I), it has experienced multiple star-forming episodes, interrupted by quenched phases, most noticeably at $z \sim 1$ and $z \sim 0.5$, where the sSFR drops significantly below a certain star-forming threshold and the central gas fraction $f_{\text{gas}, < 2R_{\text{hsm}}}$ drops to below 5%. During these quenched phases, this system shows a deficit of cold and lower-angular momentum CGM gas. Luckily, each time a new episode of star formation manages to come back (once the feedback from the previous generation weakens) thanks to the resupply of lower-angular momentum CGM gas, as a perturbative consequence of galaxy interaction. In comparison, the present-day quenched early-type galaxy was not that “lucky”. It was once an active star-forming galaxy before $z \sim 2$. It then became quenched and has remained quenched ever since, as indicated by a sudden drop of nearly three orders of magnitude in sSFR around $z \sim 1$.

7.2 The role of angular momentum quenching

The investigated effect on galaxy quenching in this study is essentially the same as what was termed as “excess angular momentum inhibition” or “angular momentum quenching”, by a recent study of [Peng & Renzini \(2020\)](#). The proposed mechanism, strongly motivated by a bulge-quenching study from [Renzini et al. \(2018\)](#) and recent HI observations (e.g., [Wang et al. 2016](#); [Zhang et al. 2019](#); [Murugesan et al. 2019](#)), was obtained through studying observed scaling

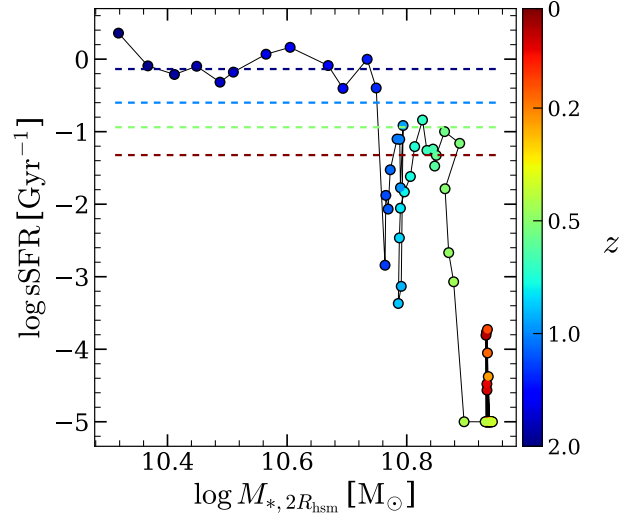


Figure 10. The redshift evolution in the $\log \text{sSFR} - \log M_*$ plane for a present-day quenched elliptical galaxy (ID: 407204). Four dashed lines from top to bottom indicate the lower boundary in $\log \text{sSFR}$ for the main sequence galaxies at $z = 2, 1, 0.5, 0$ (indicated by colors), below which galaxies are regarded as quenched. The lower boundary is calculated as the 16th percentile of the sSFR for the galaxies with $10^{9.5} M_\odot \leq M_* \leq 10^{10.5} M_\odot$ at different redshifts.

relations. Within this framework, a galaxy first acquires and consumes lower-angular momentum gas to fuel its star formation. Once this is finished, due to either gas consumption by star-formation or low-angular-momentum gas removal by the AGN and stellar feedback (e.g. [Zjupa & Springel 2017](#)), high-angular-momentum CGM gas at the outskirts cannot further penetrate into the galaxy. As a consequence, the central star formation is then quenched.

We emphasize that “angular momentum quenching”, instead of being a mechanism that quenches a galaxy, is rather a mechanism that keeps a galaxy quenched. This shall work together with other quenching mechanisms, for example, rapid gas consumption due to major mergers, AGN and/or morphology quenching etc, which produce “a quenched galaxy” in the first place. “Angular momentum quenching” may then kick in, preventing the CGM gas from flowing inwards to feed the central gas reservoir. As a result, further star formation is inhibited and the galaxy can remain quenched.

7.3 The role of galaxy interaction

In [Peng & Renzini \(2020\)](#), the kinematic effects that originate from the large-scale environment, such as galaxy mergers and fly-bys, were viewed as “perturbations” that trigger orbital instability and thus induce radial inflow of the (previously) high-angular momentum gas, which could then feed into the galaxy and sustain central star formation or rejuvenate a quenched galaxy (e.g., [Saintonge et al. 2011](#); [Mancini et al. 2019](#)). We would like to note that galaxy interactions under different angular momentum conditions may ultimately play different roles for star-forming disk galaxies and for quenched elliptical galaxies. In the former case, as is demonstrated in Paper I, the overall effects are to induce inflow of cold and lower-angular momentum gas. In the latter case, however, galaxy interactions in high-angular momentum environment shall be responsible for causing high angular momenta of the CGM gas and result in less efficient gas inflow, around present-day quenched galaxies.

7.4 A mass dependence

It is worth noting that below a stellar mass of $\sim 3 \times 10^{10} M_{\odot}$, the galaxy population is largely dominated by star-forming disks. In this case, where the CGM gas can effectively flow in, its angular momentum positively feeds back to the growth of the galaxy's stellar spin in the sense that the larger the former the higher the latter. This explains why DeFelippis et al. (2020) found that the CGM specific angular momentum is higher in galaxies with higher stellar spins than with lower stellar spins within this mass range. This is fully consistent with our theoretical expectation regarding the connection between the CGM gas kinematics and galaxy stellar spins (e.g., see Stewart 2017 and Tumlinson et al. 2017). Quenched early-type galaxies, however, are much more massive, for which the effects of the CGM spin modulation upon star formation are different from the previous case. This naturally renders the reported connections between the environmental angular momenta, the ambient CGM spins, galaxies' star formation rates, as well as the different evolution paths to a meaningful mass-driven result. As we go to higher stellar masses, the CGM gas angular momenta inherited from the larger-scale environment increase accordingly, and the "angular momentum quenching" mechanism becomes more significant. We further emphasise that such a mass-dependent effect can also originate in different initial conditions set at a much earlier stage.

7.5 Origins of merging environments and fates of galaxies

We have not, in this study, addressed the origin of such (potentially mass-dependent) environmental differences, which we point out, may stem from the different initial large-scale torque fields fixed at a much earlier stage. If this is true, this would suggest that the cosmological fates of present-day galaxies with a variety of morphologies and star-forming states have already been determined by birth, subject to their large-scale environment. More specifically, quenched early-type galaxies are not remnants of present-day star-forming disk galaxies, but rather have been set off on completely different evolutionary tracks due to different initial conditions at early epochs. We encourage future studies in this direction.

ACKNOWLEDGEMENTS

It has been a fully enjoyable research experience with a fantastic collaboration working on this paper series. We would also like to thank Drs. Cheng Li, Caina Hao, Jing Wang, Lan Wang, Yougang Wang, Shihong Liao, Yong Shi, Xianzhong Zheng, Hong Guo and Yingjie Peng for constructive and insightful suggestions and comments which improved the paper. This work is partly supported by the National Key Research and Development Program of China (No. 2018YFA0404501 to SM), by the National Science Foundation of China (Grant No. 11821303, 11761131004 and 11761141012). DX also thanks the Tsinghua University Initiative Scientific Research Program ID 2019Z07L02017.

DATA AVAILABILITY

General properties of the galaxies in the IllustrisTNG Simulation is available from <http://www.tng-project.org/data/>. The rest of the data underlying the article will be shared on reasonable request to the corresponding author.

REFERENCES

- Arrigoni Battaia F., Hennawi J. F., Prochaska J. X., Oñorbe J., Farina E. P., Cantalupo S., Lusso E., 2019, *MNRAS*, **482**, 3162
- Barnes J. E., 1992, *ApJ*, **393**, 484
- Barnes J. E., 2002, *MNRAS*, **333**, 481
- Barnes J. E., Hernquist L. E., 1991, *ApJ*, **370**, L65
- Barnes J. E., Hernquist L., 1996, *ApJ*, **471**, 115
- Birnboim Y., Dekel A., 2003, *MNRAS*, **345**, 349
- Birnboim Y., Dekel A., Neistein E., 2007, *MNRAS*, **380**, 339
- Bournaud F., Jog C. J., Combes F., 2005, *A&A*, **437**, 69
- Bournaud F., Jog C. J., Combes F., 2007, *A&A*, **476**, 1179
- Cai Z., et al., 2017, *ApJ*, **837**, 71
- Cai Z., et al., 2019, *ApJS*, **245**, 23
- Cao C., et al., 2016, *ApJS*, **222**, 16
- Cappellari M., et al., 2007, *MNRAS*, **379**, 418
- Cappellari M., et al., 2013, *MNRAS*, **432**, 1862
- Cattaneo A., et al., 2009, *Nature*, **460**, 213
- Christlein D., Zaritsky D., 2008, *ApJ*, **680**, 1053
- Croton D. J., et al., 2006, *MNRAS*, **365**, 11
- Danovich M., Dekel A., Hahn O., Ceverino D., Primack J., 2015, *MNRAS*, **449**, 2087
- Davis M., Efstathiou G., Frenk C. S., White S. D. M., 1985, *ApJ*, **292**, 371
- DeFelippis D., Genel S., Bryan G. L., Nelson D., Pillepich A., Hernquist L., 2020, *ApJ*, **895**, 17
- Dekel A., Birnboim Y., 2006, *MNRAS*, **368**, 2
- Di Matteo T., Springel V., Hernquist L., 2005, *Nature*, **433**, 604
- Di Matteo T., Colberg J., Springel V., Hernquist L., Sijacki D., 2008, *ApJ*, **676**, 33
- Dolag K., Borgani S., Murante G., Springel V., 2009, *MNRAS*, **399**, 497
- Domingue D. L., Xu C. K., Jarrett T. H., Cheng Y., 2009, *ApJ*, **695**, 1559
- Emsellem E., et al., 2007, *MNRAS*, **379**, 401
- Emsellem E., et al., 2011, *MNRAS*, **414**, 888
- Genel S., et al., 2014, *MNRAS*, **445**, 175
- Granato G. L., De Zotti G., Silva L., Bressan A., Danese L., 2004, *ApJ*, **600**, 580
- Ho S. H., Martin C. L., Kacprzak G. G., Churchill C. W., 2017, *ApJ*, **835**, 267
- Hopkins P. F., Hernquist L., Cox T. J., Di Matteo T., Martini P., Robertson B., Springel V., 2005, *ApJ*, **630**, 705
- Johansson P. H., Naab T., Burkert A., 2009a, *ApJ*, **690**, 802
- Johansson P. H., Naab T., Ostriker J. P., 2009b, *ApJ*, **697**, L38
- Kereš D., Katz N., Fardal M., Davé R., Weinberg D. H., 2009, *MNRAS*, **395**, 160
- Lemonias J. J., et al., 2011, *ApJ*, **733**, 74
- Lu S., Xu D., Wang S., Wang Y., Mao S., Xia X., Vogelsberger M., Hernquist L., 2021, arXiv e-prints, p. arXiv:2107.07147
- Mancini C., et al., 2019, *MNRAS*, **489**, 1265
- Marinacci F., et al., 2018, *MNRAS*, **480**, 5113
- Martig M., Bournaud F., Teyssier R., Dekel A., 2009, *ApJ*, **707**, 250
- Martin C. L., Ho S. H., Kacprzak G. G., Churchill C. W., 2019, *ApJ*, **878**, 84
- Mihos J. C., Hernquist L., 1996, *ApJ*, **464**, 641
- Murugesan C., Kilborn V., Obreschkow D., Glazebrook K., Lutz K., Džudžar R., Dénes H., 2019, *MNRAS*, **483**, 2398
- Naab T., Burkert A., 2003, *ApJ*, **597**, 893
- Naiman J. P., et al., 2018, *MNRAS*, **477**, 1206
- Nelson D., et al., 2015, *Astronomy and Computing*, **13**, 12
- Nelson D., et al., 2018, *MNRAS*, **475**, 624
- Nelson D., et al., 2019a, *Computational Astrophysics and Cosmology*, **6**, 2
- Nelson D., et al., 2019b, *MNRAS*, **490**, 3234
- Oosterloo T. A., Morganti R., Sadler E. M., van der Hulst T., Serra P., 2007, *A&A*, **465**, 787
- Peng Y.-j., Renzini A., 2020, *MNRAS*, **491**, L51
- Pillepich A., et al., 2018a, *MNRAS*, **473**, 4077
- Pillepich A., et al., 2018b, *MNRAS*, **475**, 648
- Pillepich A., et al., 2019, *MNRAS*, **490**, 3196
- Planck Collaboration et al., 2016, *A&A*, **594**, A13
- Putman M. E., et al., 2009, *ApJ*, **703**, 1486

- Renzini A., et al., 2018, [ApJ](#), **863**, 16
- Rodríguez-Gomez V., et al., 2017, [MNRAS](#), **467**, 3083
- Saintonge A., et al., 2011, [MNRAS](#), **415**, 32
- Sancisi R., Fraternali F., Oosterloo T., van der Hulst T., 2008, [A&ARv](#), **15**, 189
- Springel V., 2010, [MNRAS](#), **401**, 791
- Springel V., White S. D. M., Tormen G., Kauffmann G., 2001, [MNRAS](#), **328**, 726
- Springel V., et al., 2018, [MNRAS](#), **475**, 676
- Stewart K. R., 2017, Gas Accretion and Angular Momentum. p. 249, [doi:10.1007/978-3-319-52512-9_11](#)
- Stewart K. R., Kaufmann T., Bullock J. S., Barton E. J., Maller A. H., Diemand J., Wadsley J., 2011, [ApJ](#), **738**, 39
- Stewart K. R., et al., 2017, [ApJ](#), **843**, 47
- Tacchella S., Dekel A., Carollo C. M., Ceverino D., DeGraf C., Lapiner S., Mandelker N., Primack J. R., 2016, [MNRAS](#), **458**, 242
- Teklu A. F., Remus R.-S., Dolag K., Beck A. M., Burkert A., Schmidt A. S., Schulze F., Steinborn L. K., 2015, [ApJ](#), **812**, 29
- Tumlinson J., Peebles M. S., Werk J. K., 2017, [ARA&A](#), **55**, 389
- Vogelsberger M., Genel S., Sijacki D., Torrey P., Springel V., Hernquist L., 2013, [MNRAS](#), **436**, 3031
- Vogelsberger M., et al., 2014a, [MNRAS](#), **444**, 1518
- Vogelsberger M., et al., 2014b, [Nature](#), **509**, 177
- Wang J., Koribalski B. S., Serra P., van der Hulst T., Roychowdhury S., Kamphuis P., Chengalur J. N., 2016, [MNRAS](#), **460**, 2143
- Wang S., Xu D., Lu S., Cai Z., Xiang M., Mao S., Springel V., Hernquist L., 2021, arXiv e-prints, p. [arXiv:2109.06200](#)
- Weinberger R., et al., 2017, [MNRAS](#), **465**, 3291
- Weinberger R., et al., 2018, [MNRAS](#), **479**, 4056
- Wilde M. C., et al., 2021, [ApJ](#), **912**, 9
- Xu D., et al., 2019, [MNRAS](#), **489**, 842
- Zabl J., et al., 2019, [MNRAS](#), **485**, 1961
- Zhang C., et al., 2019, [ApJ](#), **884**, L52
- Zjupa J., Springel V., 2017, [MNRAS](#), **466**, 1625