

# CDTrans: Cross-domain Transformer for Unsupervised Domain Adaptation

Tongkun Xu<sup>1,2</sup>, Weihua Chen<sup>1</sup>, Pichao Wang<sup>1</sup>, Fan Wang<sup>1</sup>, Hao Li<sup>1</sup>, Rong Jin<sup>1</sup>

<sup>1</sup>Alibaba Group, <sup>2</sup>Shandong University

xutongkun1208@gmail.com, {kugang.cwh, pichao.wang, fan.w, lihao.lh, jinrong.jr}@alibaba-inc.com

## Abstract

Unsupervised domain adaptation (UDA) aims to transfer knowledge learned from a labeled source domain to a different unlabeled target domain. Most existing UDA methods focus on learning domain-invariant feature representation, either from the domain level or category level, using convolution neural networks (CNNs)-based frameworks. One fundamental problem for the category level based UDA is the production of pseudo labels for samples in target domain, which are usually too noisy for accurate domain alignment, inevitably compromising the UDA performance. With the success of Transformer in various tasks, we find that the cross-attention in Transformer is robust to the noisy input pairs for better feature alignment, thus in this paper Transformer is adopted for the challenging UDA task. Specifically, to generate accurate input pairs, we design a two-way center-aware labeling algorithm to produce pseudo labels for target samples. Along with the pseudo labels, a weight-sharing triple-branch transformer framework is proposed to apply self-attention and cross-attention for source/target feature learning and source-target domain alignment, respectively. Such design explicitly enforces the framework to learn discriminative domain-specific and domain-invariant representations simultaneously. The proposed method is dubbed CD-Trans (cross-domain transformer), and it provides one of the first attempts to solve UDA tasks with a pure transformer solution. Extensive experiments show that our proposed method achieves the best performance on Office-Home, VisDA-2017, and DomainNet datasets.

## Introduction

Deep neural network have achieved remarkable success in a wide range of application scenarios but it still suffers poor generalization performance to other new domain because of the domain shift problem (Csurka 2017; Zhao et al. 2020; Zhang et al. 2020; Oza et al. 2021). To handle this issue and avoid the expensive laborious annotations, lots of research efforts (Ganin and Lempitsky 2015; Bousmalis et al. 2017; Kuroki et al. 2019; Wilson and Cook 2020; VS et al. 2021) are devoted on Unsupervised Domain Adaptation (UDA). The UDA task aims to transfer knowledge learned from a labeled source domain to a different unlabeled target domain. In UDA, most approaches focus on aligning distributions of source and target domain and learning domain-invariant feature representations. One kind of such UDA methods are

based on category-level alignment (Damodaran et al. 2018; Kang et al. 2019; Zhang et al. 2019; Jiang et al. 2020; Li et al. 2021b), which have achieved promising results on public UDA datasets using deep convolution neural networks (CNNs). The fundamental problems in category-level based alignment is the production of pseudo labels for samples in target domain to generate the input source-target pairs. However, the current CNNs-based methods are not robust to the generated noisy pseudo labels for accurate domain alignment (Moreiro et al. 2020; Jiang et al. 2020).

With the success of Transformer in natural language processing (NLP) (Vaswani et al. 2017; Devlin et al. 2018) and vision tasks (Dosovitskiy et al. 2020; Han et al. 2020; He et al. 2021; Khan et al. 2021), it is found that cross-attention in Transformer is good at aligning different distributions, even from different modalities *e.g.*, vision-to-vision (Li et al. 2021e), vision-to-text (Tsai et al. 2019; Hu and Singh 2021) and text-to-speech (Li et al. 2019). And we find that it is robust to noise in pseudo labels to some extent. Hence, in this paper, we apply transformers to the UDA task to take advantage of its robustness to noise and super power for feature alignment to deal with the problems as described above in CNNs.

In our experiment, we conclude that even with noise in the labeling pair, the cross-attention can still work well in aligning two distributions, thanks to the attention mechanism. To obtain more accurate pseudo labels, we designed a two-way center-aware labeling algorithm for samples in the target domain. The pseudo labels are produced based on the cross-domain similarity matrix, and a center-aware matching is involved to weight the matrix and weaken noise into the tolerable range. With the help of pseudo labels, we design the cross-domain transformer (CDTrans) for UDA. It consists of three weight-sharing transformer branches, of which two branches are for source and target data respectively and the third one is the feature alignment branch, whose inputs are from source-target pairs. The self-attention is applied in the source/target transformer branches and cross-attention is involved in the feature alignment branch to conduct domain alignment. Such design explicitly enforces the framework to learn discriminative domain-specific and domain-invariant representations simultaneously.

In summary, our contributions are three-fold:

- We propose a weight-sharing triple-branch transformer

framework, namely, CDTrans, for accurate unsupervised domain adaptation, taking advantage of its robustness to noisy labeling data and great power for feature alignment.

- To produce pseudo labels with high quality, a two-way center-aware labeling method is proposed, and it boosts the final performance in the context of CDTrans.
- CDTrans achieves the best performance compared to state-of-the-arts with a large margin on the Office-home (Venkateswara et al. 2017), VisDA-2017 (Peng et al. 2017), and DomainNet (Peng et al. 2019) datasets.

## Related Work

### Transformer for Vision

Transformer is proposed in (Vaswani et al. 2017) to model sequential data in the field of NLP. Many works have shown its effectiveness for computer-vision tasks (Han et al. 2020; Khan et al. 2021; Li et al. 2021d; Han et al. 2021b; Yu et al. 2021; Li et al. 2021c; Yang et al. 2021). Pure Transformer based models are becoming more and more popular. For example, ViT (Dosovitskiy et al. 2020) is proposed recently by feeding transformer with sequences of image patches; Touvron et al. (Touvron et al. 2021) propose DeiT that introduces a distillation strategy for transformers to help with ViT training; many other ViT variants (Yuan et al. 2021a; Wang et al. 2021b; Han et al. 2021a; Chen et al. 2021; Ranftl, Bochkovskiy, and Koltun 2021; Liu et al. 2021; Chen, Fan, and Panda 2021; Zhang et al. 2021; Huang et al. 2021; Rao et al. 2021; Zhou et al. 2021; El-Nouby et al. 2021; Wang et al. 2021c; Xu et al. 2021; Wang et al. 2021a; Yuan et al. 2021b) are proposed from then, which achieve promising performance compared with its counterpart CNNs for both image classification and downstream tasks, such as object detection (Liu et al. 2021), semantic segmentation (Yuan et al. 2021b) and object ReID (He et al. 2021). For multi-modal based networks, there are several works (Li et al. 2019; Tsai et al. 2019; Li et al. 2021e; Hu and Singh 2021) that apply cross-attention for multi-modal feature fusion, which demonstrate that attention mechanism is powerful at distilling noise and feature alignment. We adopt cross-attention in the context of pure transformers for UDA tasks in this work.

### Unsupervised Domain Adaptation

There are mainly two levels for UDA methods: domain-level (Tzeng et al. 2014; Long et al. 2015; Ghifary et al. 2016; Tzeng et al. 2017; Bousmalis et al. 2017; Hoffman et al. 2018) and category-level (Saito et al. 2018; Kang et al. 2019; Du et al. 2021; Li et al. 2021a). Domain-level UDA mitigates the distribution divergence between the source and target domain by pulling them into the same distribution at different scale levels. The commonly used divergence measures include Maximum Mean Discrepancy (MMD) (Gretton et al. 2006; Tzeng et al. 2014; Long et al. 2015) and Correlation Alignment (CORAL) (Sun, Feng, and Saenko 2016; Sun and Saenko 2016). Recently, some works (Saito et al. 2018; Du et al. 2021; Li et al. 2021a) focus on the fine-grained category-level label distribution alignment

through an adversarial manner between the feature extractor and two domain-specific classifiers. Unlike coarse-grained alignment at the domain scale, this approach aligns each category distribution between the source and target domain data by pushing the target samples to the distribution of source samples in each category. Obviously, the fine-grained alignment results in more accurate distribution alignment within the same label space. Although the adversarial approach achieves new improvements by fusing fine-grained alignment operations of source and target samples at the category level, it still does not solve the problem of noisy samples in the wrong category. Our method adopts Transformers for category-level UDA which is robust to noisy inputs.

### Pseudo Labeling

Pseudo labeling (Lee et al. 2013) is first introduced for semi-supervised learning and gains popularity in domain adaptation tasks. It learns to label unlabeled data using predicted probabilities and performs fine-tuning together with labeled data. In terms of using pseudo labeling for domain adaptation tasks, (Long et al. 2017b,a) adopt pseudo labels to conduct conditional distribution alignment; (Zhang et al. 2018; Choi et al. 2019) use pseudo labels as a regularization for domain adaptation; (Zou et al. 2018) designs a self-training framework by alternately solving target pseudo labels; (Caron et al. 2018) propose a deep self-supervised learning methods by generating pseudo labels via  $k$ -means cluster to progressively train the model; (Liang, Hu, and Feng 2020) develop a self-supervised pseudo labeling method to alleviate the effects of noisy pseudo labels. Based on (Liang, Hu, and Feng 2020), in this work, we propose a two-way center-aware labeling algorithm to further filter the noisy pseudo pairs.

## The Proposed Method

In this section, we first introduce the cross attention module and analyze its robustness to the noise. Then the two-way center-aware labeling method is presented. With the produced pseudo labels as inputs, our cross-domain transformer (CDTrans) is proposed, consisting of three weight-sharing transformers.

### The Cross Attention in Transformer

**Preliminary** Vision Transformer (ViT) (Dosovitskiy et al. 2020) has achieved comparable or even superior performance on computer vision tasks. One of the most important structures in ViT is the self-attention module (Vaswani et al. 2017). In ViT, an image  $I \in \mathbb{R}^{H \times W \times C}$  is reshaped into a sequence of flattened 2D patches  $x \in \mathbb{R}^{N \times (P^2 \cdot C)}$ , where  $(H, W)$  is the resolution of the original image,  $C$  is the number of channels,  $(P, P)$  is the resolution of each image patch, and  $N = HW/P^2$  is the resulting number of patches. For self-attention, the patches are first projected into three vectors, *i.e.* queries  $Q \in \mathbb{R}^{N \times d_k}$ , keys  $K \in \mathbb{R}^{N \times d_k}$  and values  $V \in \mathbb{R}^{N \times d_v}$ .  $d_k$  and  $d_v$  indicates their dimensions. The output is computed as a weighted sum of the values, where the weight assigned to each value is computed by a

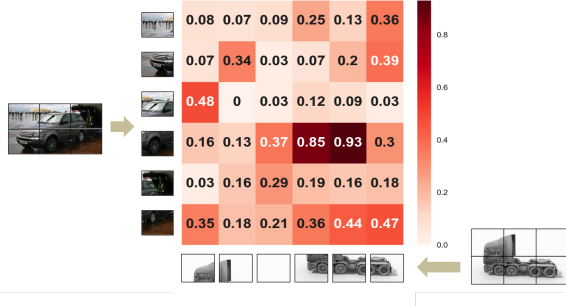


Figure 1: The heatmap of the cross-attention weights for a false positive pair (Car vs. Truck).

compatibility function of the query with the corresponding key. The  $N$  patches serve as the inputs for the self-attention module, and the process can be formulated as:

$$Attn_{self}(Q, K, V) = softmax(\frac{QK^T}{\sqrt{d_k}})V \quad (1)$$

From Eq. 1, it can be concluded that the self-attention module aims to emphasize the relationships among patches of the input image.

The cross-attention module is derived from the self-attention module. The difference is that the input of cross-attention is a pair of images, *i.e.*  $I_s$  and  $I_t$ . Its query and key/value are from patches of  $I_s$  and  $I_t$  respectively. The cross-attention module can be calculated as follows:

$$Attn_{cross}(Q_s, K_t, V_t) = softmax(\frac{Q_s K_t^T}{\sqrt{d_k}})V_t \quad (2)$$

where  $Q_s \in \mathbb{R}^{M \times d_k}$  are queries from  $M$  patches of image  $I_s$ , and  $K_t \in \mathbb{R}^{N \times d_k}$ ,  $V_t \in \mathbb{R}^{N \times d_v}$  are keys and values from  $N$  patches of image  $I_t$ . The output of the cross-attention module holds the same length  $M$  as the number of the queries. For each output, it is calculated by multiplying  $V_t$  with attention weights, which comes from the similarity between the corresponding query in  $I_s$  and all the keys in  $I_t$ . As a result, among all patches in  $I_t$ , the patch that is more similar to the query of  $I_s$  would hold a larger weight and contribute more to the output. In other words, the output of the cross-attention module manages to aggregate the two input images based on their similar patches.

So far, many researchers have utilized the cross-attention for feature fusion, especially in multi-modal tasks (Tsai et al. 2019; Li et al. 2019; Hu and Singh 2021; Li et al. 2021e). In these works, the inputs of the cross-attention module are from two modalities, *e.g.* vision-to-text (Tsai et al. 2019; Hu and Singh 2021), text-to-speech (Li et al. 2019) and vision-to-vision (Li et al. 2021e). They apply the cross-attention to aggregate and align the information from two modalities. Given its great power in feature alignment, we propose to use the cross attention module to solve the unsupervised domain adaptation problem.

**Robustness to Noise** As mentioned above, the input of the cross-attention module is a pair of images, which usually comes from two domains, and the cross-attention module

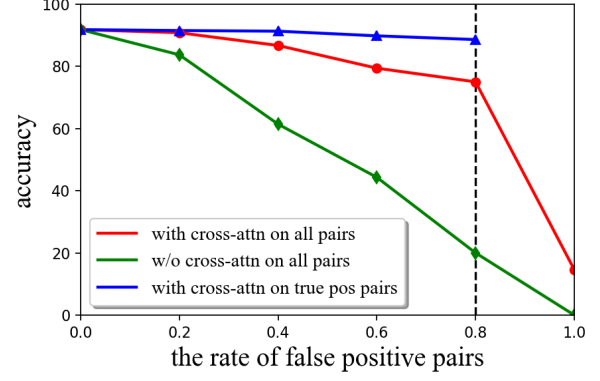


Figure 2: The changes of UDA performance by the ratio of false positive pairs. The red/green curves represent the model with and without the cross-attention module. The blue curve means that only true positive pairs are involved in the cross-attention module.

aims to align these two images. If label noise exists, there would be false positive pairs in the training data. Images in the false positive pairs would have dissimilar appearance, and forcibly aligning their features would inevitably injure the training and compromise the performance.

We assume that the dissimilar patches in false positive pairs are more harmful to the performance than the similar patches. In the cross-attention module, two images are aligned based on their patch similarity. As shown in Fig. 1, the cross-attention module would assign a low weight to the dissimilar patches in false positive pairs. Thus it weakens the negative effects of the dissimilar patches on the final performance to some extent.<sup>1</sup>

To further analyze this issue, an experiment is carefully designed. Specifically, we randomly sample true positive pairs from source and target domain in VisDA-2017 dataset (Peng et al. 2017) as the training data. Then we manually replace the true positive pairs with random false positive pairs to increase the noise, and watch the changes of the performance as shown in Fig. 2. The x-axis indicates the rate of false positive pairs in the training data, and the y-axis shows the performance of different methods on the UDA task. The red curve represents the results by aligning pairs with the cross-attention module, while the green curve is that without cross-attention, *i.e.* to directly train the target data with the label of corresponding source data in the pair. It can be seen that the red curve achieves a much better performance than the green one, which implies the robustness of the cross-attention module to the noise.

We also provide another baseline shown as the blue curve in Fig. 2, which is to remove the false positive pairs from the training data and train the cross-attention with only true positive pairs. Without the noisy data, this baseline can be considered as the upper bound to our methods. We can see

<sup>1</sup>The patches in true positive pairs, either similar and dissimilar, would bring no noise to the final performance, which is out of the discussion of our paper.

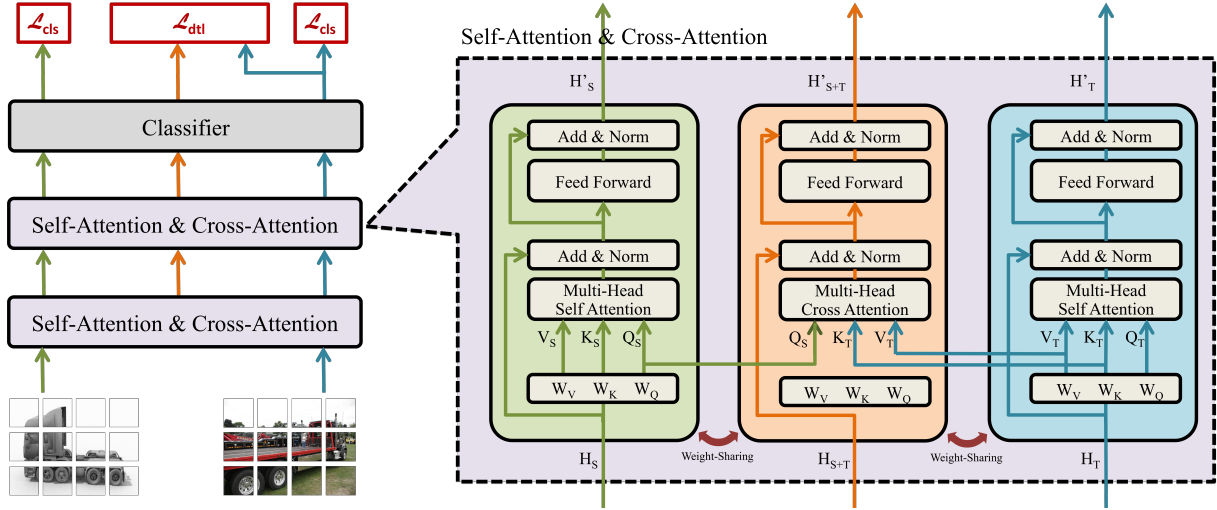


Figure 3: The proposed CDTrans framework. It consists of three weight-sharing transformers fed by inputs from the selected pairs using the two-way center-aware labeling method. Cross-entropy is adopted to *source branch* ( $H_S$ ) and *target branch* ( $H_T$ ), while the distillation loss is applied between *source-target branch* ( $H_{S+T}$ ) and  $H_T$ .

our result is very close to the blue curve, and both red and blue curves are much better than the green one. As a result, it can be concluded that the cross-attention module is robust to the noisy input pair.

### Two-Way Center-Aware Pseudo Labeling

Although the cross-attention module is robust to the noise, it is still helpful to design more accurate pseudo labels to improve the UDA performance. Thus we propose a two-way center-aware labeling method.

**Two-Way Labeling** To build the training pairs for the cross-attention module, an intuitive method is that for each image in the source domain, we manage to find the most similar image from the target domain. The set  $P_S$  of selected pairs is:

$$P_S = \{(s, t) | t = \min_k d(f_s, f_k), \forall k \in T, \forall s \in S\} \quad (3)$$

where  $S, T$  are the source and target data respectively.  $d(f_i, f_j)$  means the distance between features of image  $i$  and  $j$ . The advantage of this strategy is to make full use of source data, while its weakness is obvious that only a part of target data is involved. To eliminate this training bias from target data, we introduce more pairs  $P_T$  from the opposite way, consisting of all the target data and their corresponding most similar images in the source domain.

$$P_T = \{(s, t) | s = \min_k d(f_t, f_k), \forall k \in S, \forall t \in T\} \quad (4)$$

As a result the final set  $P$  is the union of two sets, i.e.  $P = \{P_S \cup P_T\}$ , making the training pairs include all the source and target data.

**Center-Aware Filtering** The pairs in  $P$  are built based on the feature similarities of images from both domains, thus the accuracy of the pseudo labels of pairs is highly

dependent on the feature similarities. Inspired by (Liang, Hu, and Feng 2020), we find that the pre-trained model of the source data is also useful to further improve the accuracy.

Firstly, we send all the target data through the pre-trained model and obtain their probability distributions  $\delta$  on the source categories from the classifier. Similar to (Liang, Hu, and Feng 2020), these distributions can be used to compute initial centers of each category in the target domain by weighted k-means clustering:

$$c_k = \frac{\sum_{t \in T} \delta_t^k f_t}{\sum_{t \in T} \delta_t^k} \quad (5)$$

where  $\delta_t^k$  indicates the probability of image  $t$  on category  $k$ . Pseudo labels of the target data can be produced via the nearest neighbor classifier:

$$y_t = \arg \min_k d(c_k, f_t) \quad (6)$$

where  $t \in T$  and  $d(i, j)$  is the distance of features  $i$  and  $j$ . Based on the pseudo labels, we can calculate new centers:

$$c'_k = \frac{\sum_{t \in T} \mathbb{1}(y_t = k) f_t}{\sum_{t \in T} \mathbb{1}(y_t = k)} \quad (7)$$

In (Liang, Hu, and Feng 2020), Eq. 6 and 7 could be updated for multiple rounds, and we only adopt one round in our paper. The final pseudo labels are then used to refine the selected pairs. Specifically, for every pair, if the pseudo label of the target image is consistent with the label of the source image, this pair would be kept for our training, otherwise it will be discarded as a noise.

### CDTrans: Cross-domain Transformer

The framework of the proposed Cross-domain Transformer (CDTrans) is shown in Fig. 3, which consists of three weight-sharing transformers. There are three data flows and constraints for the weight-sharing branches.

The inputs of the framework are the selected pairs from our labeling method mentioned above. The three branches are named as *source branch*, *target branch*, *source-target branch*. As shown in Fig. 3, the source and target images in the input pair are sent to source branch and target branch respectively. In these two branches, the self-attention module is involved to learn the domain-specific representations. And the softmax cross-entropy loss is used to train the classification. It is worth noting that all three branches share the same classifier due to the same label of two images.

The cross-attention module is imported in the source-target branch. The inputs of the source-target branch are from the other two branches. In the  $N$ -th layer, the query of the cross-attention module comes from the query in the  $N$ -th layer of the source branch, while the keys and values are from those of the target branch. Then the cross-attention module outputs aligned features which are added with the output of the  $(N-1)$ -th layer.<sup>2</sup>

The features of the source-target branch not only align distributions of two domains, but are robust to the noise in the input pairs thanks to the cross-attention module. Thus we use the output of the source-target branch to guide the training of the target branch. Specifically, the source-target branch and target branch are denoted as teacher and student respectively. We consider the probability distribution of the classifier in source-target branch as a soft label that can be used to further supervise the target branch through a distillation loss (Hinton, Vinyals, and Dean 2015):

$$L_{dtl} = \sum_k q_k \log p_k \quad (8)$$

where  $q_k$  and  $p_k$  are the probabilities of category  $k$  from the source-target branch and the target branch respectively.

During inference, only the target branch is used. The input is an image from testing data, and only the target data flow is triggered, *i.e.* the blue lines in Fig. 3. Its output of the classifier is utilized as the final predicted labels.

## Experiments

### Datasets

The proposed method is verified on three popular UDA benchmarks, including VisDA-2017 (Peng et al. 2017), Office-Home (Venkateswara et al. 2017) and DomainNet (Peng et al. 2019).

**VisDA-2017** (Peng et al. 2017) consists of 12 categories, including 152,397 and 55,388 images in source and target domain respectively. The images in the source domain are synthetic images, while those in target domain are real objects sampled from Microsoft COCO.

**Office-Home** (Venkateswara et al. 2017) has 15,500 images from 65 categories across four different domains, including Artistic images (Ar), Clip Art (CI), Product images (Pr), and Real-World images (Rw)).

**DomainNet** (Peng et al. 2019) is the largest and most challenging UDA dataset. It contains 600K images over 345 categories. The images are from 6 domains including Clipart

(clp), Infograph (inf), Painting (pnt), Quickdraw (qdr), Real (rel) and Sketch (skt). For each domain the data is divided into training and testing sets respectively.

### Implementation

The input image size in our experiments is  $224 \times 224$ . For each branch, both the ViT-small and ViT-base (Dosovitskiy et al. 2020) are adopted as our backbone. We use the mini-batch Stochastic Gradient Descent (SGD) algorithm with the momentum of 0.9 and weight decay ratio  $1e-4$  to optimize the training process. The learning rate is set to  $3e-3$  for Office-Home and DomainNet,  $5e-5$  for VisDA-2017 since it can easily converge. The batch size is set to 64.

### Comparison to SoTA

We compare our method with state-of-the-art methods on UDA tasks, including MinEnt (Grandvalet, Bengio et al. 2005), DAN (Long et al. 2015), DANN (Ganin and Lempitsky 2015), ResNet (He et al. 2016), ADR (Saito et al. 2017), CDAN+E (Long et al. 2017a), MCD (Saito et al. 2018), SWD (Lee et al. 2019), AFN (Xu et al. 2019), MSTN+DSBN (Chang et al. 2019), SAFN (Xu et al. 2019), CADA-P (Kurmi, Kumar, and Namboodiri 2019), BNM (Cui et al. 2020), DCAN (Li et al. 2020), SHOT (Liang, Hu, and Feng 2020), MCC (Jin et al. 2020), ATDOC-NA (Liang, Hu, and Feng 2021), and CGDM (Du et al. 2021). The results are shown in Table 1, 2, and 3.

For Office-Home and DomainNet, as most of the methods use ResNet-50 as their backbones, we provide results with ViT-small as our backbone for a fair comparison, which has a comparable model size as ResNet-50, but we also show the results using ViT-base. And for VisDA-2017, we adopt the ViT-base backbone for fair comparisons, where other methods utilize ResNet-101 for their results.

The “Baseline-S/B” indicates directly training a ViT-small/ViT-base on the source domain and testing on the target domain. The baseline shows lower performance than the SoTA methods on VisDA-2017 and Office-Home, while it is higher than the SoTA on DomainNet. On the one hand, it demonstrates the advantages of the Transformer in some computer vision tasks. On the other hand, it suggests that the Transformer does not always hold a better generalization ability in its vanilla form. Our method is also a pure Transformer-based solution, but includes our improvements into the Transformer. From Table 1, 2 and 3, it can be seen that our method outperforms the baseline with a large margin on all three datasets, *e.g.* nearly 16% on VisDA. With our improvements, the new Transformer with cross-attention module shows a much better generalization power, and achieves the best performance on all datasets. It further implies the effectiveness of our method on the UDA task. It is worth noting that our method on ViT-base backbone outperforms other SoTA with 5.9%/9.5%/9.9% on three datasets, which sets a new benchmark for UDA tasks.

Taking a closer look at the results, for the hard categories, such as “person” in VisDA-2017 dataset, the baseline is very low, which indicates the initial model of our method has a poor classification ability on this category, leading to the pseudo labels with more noise. Even with such a

<sup>2</sup>The addition operation is not included in the 1st layer.

Method	plane	bcycl	bus	car	horse	knife	mcycl	person	plant	sktbrd	train	truck	Avg.
ResNet-50	55.1	53.3	61.9	59.1	80.6	17.9	79.7	31.2	81.0	26.5	73.5	8.5	52.4
DAN	87.1	63.0	76.5	42.0	90.3	42.9	85.9	53.1	49.7	36.3	85.8	20.7	61.6
DANN	81.9	77.7	82.8	44.3	81.2	29.5	65.1	28.6	51.9	54.6	82.8	7.8	57.4
MinEnt	80.3	75.5	75.8	48.3	77.9	27.3	69.7	40.2	46.5	46.6	79.3	16.0	57.0
MCD	87.0	60.9	83.7	64.0	88.9	79.6	84.7	76.9	88.6	40.3	83.0	25.8	71.9
ADR	87.8	79.5	83.7	65.3	92.3	61.8	88.9	73.2	87.8	60.0	85.5	32.3	74.8
SWD	90.8	82.5	81.7	70.5	91.7	69.5	86.3	77.5	87.4	63.6	85.6	29.2	76.4
CDAN+E	85.2	66.9	83.0	50.8	84.2	74.9	88.1	74.5	83.4	76.0	81.9	38.0	73.9
AFN	93.6	61.3	84.1	70.6	94.1	79.0	91.8	79.6	89.9	55.6	89.0	24.4	76.1
BNM	89.6	61.5	76.9	55.0	89.3	69.1	81.3	65.5	90.0	47.3	89.1	30.1	70.4
MSTN+DSBN	94.7	86.7	76.0	72.0	95.2	75.1	87.9	81.3	91.1	68.9	88.3	45.5	80.2
CGDM	93.7	82.7	73.2	68.4	92.9	94.5	88.7	<b>82.1</b>	93.4	82.5	86.8	49.2	82.3
SHOT	94.3	88.5	80.1	57.3	93.1	93.1	80.7	80.3	91.5	89.1	86.3	<b>58.2</b>	82.9
Baseline-B	97.9	82.2	72.1	67.8	96.6	49.5	92.6	8.7	86.9	92.6	96.1	22.8	72.1
Ours-B	<b>97.2</b>	<b>88.4</b>	<b>86.5</b>	<b>81.2</b>	<b>98.7</b>	<b>95.4</b>	<b>94.1</b>	80.0	<b>95.2</b>	<b>97.5</b>	<b>94.4</b>	48.4	<b>88.1</b>

Table 1: Comparison with SoTA methods on VisDA-2017. The best performance is marked as **bold**.

Method	Ar→Cl	Ar→Pr	Ar→Re	Cl→Ar	Cl→Pr	Cl→Re	Pr→Ar	Pr→Cl	Pr→Re	Re→Ar	Re→Cl	Re→Pr	Avg.
ResNet-50	44.9	66.3	74.3	51.8	61.9	63.6	52.4	39.1	71.2	63.8	45.9	77.2	59.4
MinEnt	51.0	71.9	77.1	61.2	69.1	70.1	59.3	48.7	77.0	70.4	53.0	81.0	65.8
MCC	56.3	77.3	80.3	67.0	77.1	77.0	66.2	55.1	81.2	73.5	57.4	84.1	71.0
BNM	56.7	77.5	81.0	67.3	76.3	77.1	65.3	55.1	82.0	73.6	57.0	84.3	71.1
ATDOC-NA	58.3	78.8	82.3	69.4	78.2	78.2	67.1	56.0	82.7	72.0	58.2	85.5	72.2
CDAN+E	54.6	74.1	78.1	63.0	72.2	74.1	61.6	52.3	79.1	72.3	57.3	82.8	68.5
SAFN	52.0	71.7	76.3	64.2	69.9	71.9	63.7	51.4	77.1	70.9	57.1	81.5	67.3
CADA-P	56.9	76.4	80.7	61.3	75.2	75.2	63.2	54.5	80.7	73.9	61.5	84.1	70.2
DCAN	54.5	75.7	81.2	67.4	74.0	76.3	67.4	52.7	80.6	74.1	59.1	83.5	70.5
SHOT	57.1	78.1	81.5	68.0	78.2	78.1	67.4	54.9	82.2	73.3	58.8	84.3	71.8
Baseline-S	53.0	68.2	77.0	61.3	69.5	72.2	59.2	48.3	77.0	70.0	51.9	79.0	65.6
Ours-S	60.1	77.9	80.7	71.0	78.0	81.1	65.4	55.7	80.9	73.0	57.6	83.6	72.1
Baseline-B	61.2	84.0	88.0	80.1	84.9	85.9	78.2	57.7	88.4	81.3	58.7	88.6	78.1
Ours-B	<b>66.1</b>	<b>88.9</b>	<b>89.5</b>	<b>83.8</b>	<b>88.8</b>	<b>89.1</b>	<b>81.5</b>	<b>61.9</b>	<b>90.5</b>	<b>83.2</b>	<b>62.3</b>	<b>90.6</b>	<b>81.3</b>

Table 2: Comparison with SoTA methods on Office-Home. “S/B” implies the ViT-small/ViT-base backbone respectively. The best performance is marked as **bold**.

poor baseline and poor quality of pseudo labels, our method can still achieve a much higher performance boost (from 8.7% to 80.0%). It suggests that our method has a great robustness to the labeling noise and can overcome the noise problem to some extent. In Table 3, although the average performance of our methods outperforms other approaches by a large margin, it is noticed that the results of *qdr-to-others* is much lower due to the low baseline. It is because the Transformer is weak in shape modeling caused by its hard patch partition (Naseer et al. 2021).

## Ablation Study

In this section, the effectiveness of the pseudo labeling and the losses in the proposed method is analyzed on the VisDa-2017 dataset.

**Different Pseudo Labeling** We have conducted experiments on different pseudo labeling methods to verify their influence on the final performance. The results are listed in Table. 4.  $Rec_s, Rec_t$  means the recall of the selected training pairs in the source and target data, while  $Prec$  represents the accuracy of the pairs. “One-way-source” and “One-way-target” denote only using the pair set  $P_s$  in

Eq. 3 or  $P_T$  in Eq. 4 for training. “Two-way” indicates results of using the union of  $P_s$  and  $P_t$  without the center-aware strategy. “Tw+Ca” implies our two-way center-aware labeling method, and “Groundtruth” means all training pairs are from groundtruths.

By looking at  $Rec_s$  and  $Rec_t$  in Table. 4, it can be found that the one-way methods have an apparent bias on either source or target data, and its results are lower than the two-way method. By comparing “Two-way” and “Tw+Ca”, we can conclude that although the center-aware method filters the training pair and slightly reduces the recall, it largely improves the precision and leads to a better final performance. We also find that our two-way center-aware labeling method achieves a very high result, even very close to the upper bound trained with groundtruth pairs.

**Different Losses** As there are three losses in our method, we conduct another experiment to verify the effectiveness of each loss, as shown in Table. 5. “cls” in  $L_{s+t}$  denotes that we replace the distillation loss with a classification loss for the source-target branch. We can see that the 3rd row with both  $L_s$  and  $L_t$  having classification loss achieves a better result than the first row where only  $L_s$  has the cls

MCD	clp	inf	pnt	qdr	rel	skt	Avg.	CDAN	clp	inf	pnt	qdr	rel	skt	Avg.	BNM	clp	inf	pnt	qdr	rel	skt	Avg.
clp	-	15.4	25.5	3.3	44.6	31.2	24.0	clp	-	13.5	28.3	9.3	43.8	30.2	25.0	clp	-	12.1	33.1	6.2	50.8	40.2	28.5
inf	24.1	-	24.0	1.6	35.2	19.7	20.9	inf	18.9	-	21.4	1.9	36.3	21.3	20.0	inf	26.6	-	28.5	2.4	38.5	18.1	22.8
pnt	31.1	14.8	-	1.7	48.1	22.8	23.7	pnt	29.6	14.4	-	4.1	45.2	27.4	24.2	pnt	39.9	12.2	-	3.4	54.5	36.2	29.2
qdr	8.5	2.1	4.6	-	7.9	7.1	6.0	qdr	11.8	1.2	4.0	-	9.4	9.5	7.2	qdr	17.8	1.0	3.6	-	9.2	8.3	8.0
rel	39.4	17.8	41.2	1.5	-	25.2	25.0	rel	36.4	18.3	40.9	3.4	-	24.6	24.7	rel	48.6	13.2	49.7	3.6	-	33.9	29.8
skt	37.3	12.6	27.2	4.1	34.5	-	23.1	skt	38.2	14.7	33.9	7.0	36.6	-	26.1	skt	54.9	12.8	42.3	5.4	51.3	-	33.3
Avg.	28.1	12.5	24.5	2.4	34.1	21.2	<b>20.5</b>	Avg.	27.0	12.4	25.7	5.1	34.3	22.6	<b>21.2</b>	Avg.	37.6	10.3	31.4	4.2	40.9	27.3	<b>25.3</b>
SWD	clp	inf	pnt	qdr	rel	skt	Avg.	CGDM	clp	inf	pnt	qdr	rel	skt	Avg.	Base-S	clp	inf	pnt	qdr	rel	skt	Avg.
clp	-	14.7	31.9	10.1	45.3	36.5	27.7	clp	-	16.9	35.3	10.8	53.5	36.9	30.7	clp	-	18.7	41.3	14.0	58.6	44.8	35.5
inf	22.9	-	24.2	2.5	33.2	21.3	20.0	inf	27.8	-	28.2	4.4	48.2	22.5	26.2	inf	38.5	-	37.2	3.4	54.0	30.0	32.6
pnt	33.6	15.3	-	4.4	46.1	30.7	26.0	pnt	37.7	14.5	-	4.6	59.4	33.5	30.0	pnt	45.6	18.5	-	5.1	60.2	35.9	33.1
qdr	15.5	2.2	6.4	-	11.1	10.2	9.1	qdr	14.9	1.5	6.2	-	10.9	10.2	8.7	qdr	3.1	0.3	0.5	-	0.8	3.6	1.7
rel	41.2	18.1	44.2	4.6	-	31.6	27.9	rel	49.4	20.8	47.2	4.8	-	38.2	32.0	rel	44.3	16.1	42.4	5.6	-	28.6	27.4
skt	44.2	15.2	37.3	10.3	44.7	-	30.3	skt	50.1	16.5	43.7	11.1	55.6	-	35.4	skt	53.2	14.9	38.9	16.2	51.7	-	35.0
Avg.	31.5	13.1	28.8	6.4	36.1	26.1	<b>23.6</b>	Avg.	36.0	14.0	32.1	7.1	45.5	28.3	<b>27.2</b>	Avg.	36.9	13.7	32.1	8.9	45.1	28.6	<b>27.6</b>
Ours-S	clp	inf	pnt	qdr	rel	skt	Avg.	Base-B	clp	inf	pnt	qdr	rel	skt	Avg.	Ours-B	clp	inf	pnt	qdr	rel	skt	Avg.
clp	-	21.5	47.7	23.1	66.6	50.6	41.9	clp	-	24.6	51.2	16.2	70.3	52.2	42.9	clp	-	27.5	57.4	22.3	76.2	57.3	48.1
inf	52.4	-	47.2	9.3	66.6	40.2	43.1	inf	50.4	-	48.9	4.9	69.9	39.3	42.7	inf	60.2	-	52.4	11.5	74.8	48.9	49.6
pnt	55.5	20.9	-	11.3	66.8	43.7	39.6	pnt	53.1	23.1	-	5.3	70.0	40.5	38.4	pnt	62.1	25.6	-	10.5	73.9	49.6	44.3
qdr	1.4	0.5	0.7	-	0.5	2.7	1.2	qdr	3.2	0.3	0.4	-	1.1	3.9	1.8	qdr	3.5	0.5	0.6	-	2.6	6.0	2.6
rel	46.0	16.8	42.8	8.4	-	30.7	28.9	rel	47.3	18.4	46.4	6.3	-	31.1	29.9	rel	49.0	20.2	47.9	9.0	-	33.5	31.9
skt	62.5	20.7	49.6	27.4	65.1	-	45.1	skt	60.6	19.1	47.3	17.4	64.3	-	41.7	skt	68.3	21.7	49.1	17.8	72.8	-	45.9
Avg.	43.6	16.1	37.6	15.9	53.1	33.6	<b>33.3</b>	Avg.	42.9	17.1	38.8	10.0	55.1	33.4	<b>32.9</b>	Avg.	48.6	19.1	41.5	14.2	60.1	39.1	<b>37.1</b>

Table 3: Comparison with SoTA methods on DomainNet. “Base” is the Baseline. The best performance is marked as **bold**.

Pseudo labels	Rec <sub>s</sub>	Rec <sub>t</sub>	Prec	plane	bcycl	bus	car	horse	knife	mcycl	person	plant	sktbrd	train	truck	Avg.
One-way-source	100.	9.1	83.4	97.7	71.4	84.0	58.2	93.8	82.1	93.3	63.4	76.7	93.7	95.4	30.9	78.4
One-way-target	10.2	100.	76.0	98.6	79.5	90.1	72.3	98.6	94.8	95.8	51.8	76.9	97.3	95.2	28.3	81.6
Two-way	100.	100.	81.6	98.1	79.1	91.3	75.8	97.8	95.1	95.0	48.4	79.5	97.9	93.5	29.8	81.8
Tw + Ca	99.2	97.8	89.4	97.2	88.4	86.1	81.2	98.7	95.4	94.1	80.0	95.2	97.5	94.4	48.4	88.1
Groundtruth	100.	100.	100.	98.6	91.5	92.8	89.9	99.0	98.5	95.2	78.6	96.2	97.8	96.6	54.2	90.7

Table 4: Comparison among different pseudo labeling methods.  $Rec_s$ ,  $Rec_t$  express the recall of pseudo labels in source and target data, while  $Prec$  represents the accuracy of the pairs. “One-way-source/target” denotes only using the source/target pair set for training. “Tw+Ca” implies the proposed two-way center-aware labeling method.

$L_s$	$L_{s+t}$	$L_t$	plane	bcycl	bus	car	horse	knife	mcycl	person	plant	sktbrd	train	truck	Avg.
<i>cls</i>	-	-	97.9	82.2	72.1	67.8	96.6	49.5	92.6	8.7	86.9	92.6	96.1	22.8	72.1
-	-	<i>cls</i>	98.2	84.6	87.5	69.4	98.3	95.7	93.1	60.2	84.5	96.5	95.2	37.4	83.4
<i>cls</i>	-	<i>cls</i>	98.4	89.2	88.9	66.2	98.8	94.5	91.5	73.1	87.8	97.7	92.6	40.7	84.9
<i>cls</i>	<i>cls</i>	<i>cls</i>	98.3	89.1	90.6	68.1	98.6	97.8	95.6	67.0	90.3	98.0	95.4	44.8	86.1
<i>cls</i>	<i>dtl</i>	<i>cls</i>	97.2	88.4	86.1	81.1	98.7	95.4	94.1	80.0	95.2	97.5	94.4	48.4	88.1

Table 5: Comparison among different losses.  $L_s$ ,  $L_t$  and  $L_{s+t}$  represent the loss used in source, target and source+target branches respectively. *cls* and *dtl* imply the classification loss and the distillation loss.

loss, which means the target branch with the pseudo labels is helpful to improve the UDA result. With the addition of “cls” in  $L_{s+t}$ , the performance is further improved, which demonstrates the advantages of using the cross-attention module for feature alignment. Using “dtl” instead of “cls” on the source-target branch can further improve the results, showing the effectiveness of our distillation loss.

## Conclusion

In this paper, we tackle the problem of unsupervised domain adaptation by introducing the cross-attention module into Transformer in a novel way. We propose a new network structure CDTrans which is a pure transformer-based struc-

ture with three branches, and we also propose to generate high-quality pseudo labels using a two-way center-aware labeling method. Training CDTrans using the generated high-quality pseudo labels yields a robust solution and also achieves state-of-the-art results on three popular UDA datasets, outperforming previous methods by a large margin. We believe that transformer-based approaches will have great potential in the UDA community, and our work, as one of the first attempts along this direction, has pushed forward the frontiers and shed lights for the future research.

## References

- Bousmalis, K.; Silberman, N.; Dohan, D.; Erhan, D.; and Krishnan, D. 2017. Unsupervised pixel-level domain adaptation with generative adversarial networks. In *CVPR*.
- Caron, M.; Bojanowski, P.; Joulin, A.; and Douze, M. 2018. Deep clustering for unsupervised learning of visual features. In *ECCV*.
- Chang, W.-G.; You, T.; Seo, S.; Kwak, S.; and Han, B. 2019. Domain-specific batch normalization for unsupervised domain adaptation. In *CVPR*.
- Chen, B.; Li, P.; Li, B.; Li, C.; Bai, L.; Lin, C.; Sun, M.; Yan, J.; and Ouyang, W. 2021. PSViT: Better Vision Transformer via Token Pooling and Attention Sharing. *arXiv preprint arXiv:2108.03428*.
- Chen, C.-F.; Fan, Q.; and Panda, R. 2021. Crossvit: Cross-attention multi-scale vision transformer for image classification. *arXiv preprint arXiv:2103.14899*.
- Choi, J.; Jeong, M.; Kim, T.; and Kim, C. 2019. Pseudo-labeling curriculum for unsupervised domain adaptation. *arXiv preprint arXiv:1908.00262*.
- Csurka, G. 2017. Domain adaptation for visual applications: A comprehensive survey. *arXiv preprint arXiv:1702.05374*.
- Cui, S.; Wang, S.; Zhuo, J.; Li, L.; Huang, Q.; and Tian, Q. 2020. Towards discriminability and diversity: Batch nuclear-norm maximization under label insufficient situations. In *CVPR*.
- Damodaran, B. B.; Kellenberger, B.; Flamary, R.; Tuia, D.; and Courty, N. 2018. Deepjdot: Deep joint distribution optimal transport for unsupervised domain adaptation. In *ECCV*.
- Devlin, J.; Chang, M.-W.; Lee, K.; and Toutanova, K. 2018. Bert: Pre-training of deep bidirectional transformers for language understanding. *arXiv preprint arXiv:1810.04805*.
- Dosovitskiy, A.; Beyer, L.; Kolesnikov, A.; Weissenborn, D.; Zhai, X.; Unterthiner, T.; Dehghani, M.; Minderer, M.; Heigold, G.; Gelly, S.; et al. 2020. An image is worth 16x16 words: Transformers for image recognition at scale. *arXiv preprint arXiv:2010.11929*.
- Du, Z.; Li, J.; Su, H.; Zhu, L.; and Lu, K. 2021. Cross-Domain Gradient Discrepancy Minimization for Unsupervised Domain Adaptation. In *CVPR*.
- El-Nouby, A.; Touvron, H.; Caron, M.; Bojanowski, P.; Douze, M.; Joulin, A.; Laptev, I.; Neverova, N.; Synnaeve, G.; Verbeek, J.; et al. 2021. XcIT: Cross-Covariance Image Transformers. *arXiv preprint arXiv:2106.09681*.
- Ganin, Y.; and Lempitsky, V. 2015. Unsupervised domain adaptation by backpropagation. In *ICML*.
- Ghifary, M.; Kleijn, W. B.; Zhang, M.; Balduzzi, D.; and Li, W. 2016. Deep reconstruction-classification networks for unsupervised domain adaptation. In *ECCV*.
- Grandvalet, Y.; Bengio, Y.; et al. 2005. Semi-supervised learning by entropy minimization. *CAP*, 367: 281–296.
- Gretton, A.; Borgwardt, K.; Rasch, M.; Schölkopf, B.; and Smola, A. 2006. A kernel method for the two-sample-problem. *NIPS*.
- Han, K.; Wang, Y.; Chen, H.; Chen, X.; Guo, J.; Liu, Z.; Tang, Y.; Xiao, A.; Xu, C.; Xu, Y.; et al. 2020. A survey on visual transformer. *arXiv preprint arXiv:2012.12556*.
- Han, K.; Xiao, A.; Wu, E.; Guo, J.; Xu, C.; and Wang, Y. 2021a. Transformer in transformer. *arXiv preprint arXiv:2103.00112*.
- Han, L.; Wang, P.; Yin, Z.; Wang, F.; and Li, H. 2021b. Context and Structure Mining Network for Video Object Detection. *IJCV*.
- He, K.; Zhang, X.; Ren, S.; and Sun, J. 2016. Deep residual learning for image recognition. In *CVPR*.
- He, S.; Luo, H.; Wang, P.; Wang, F.; Li, H.; and Jiang, W. 2021. Transreid: Transformer-based object re-identification. *arXiv preprint arXiv:2102.04378*.
- Hinton, G.; Vinyals, O.; and Dean, J. 2015. Distilling the knowledge in a neural network. *arXiv preprint arXiv:1503.02531*.
- Hoffman, J.; Tzeng, E.; Park, T.; Zhu, J.-Y.; Isola, P.; Saenko, K.; Efros, A.; and Darrell, T. 2018. Cycada: Cycle-consistent adversarial domain adaptation. In *ICML*.
- Hu, R.; and Singh, A. 2021. UniT: Multimodal Multitask Learning with a Unified Transformer. *arXiv preprint arXiv:2102.10772*.
- Huang, Z.; Ben, Y.; Luo, G.; Cheng, P.; Yu, G.; and Fu, B. 2021. Shuffle Transformer: Rethinking Spatial Shuffle for Vision Transformer. *arXiv preprint arXiv:2106.03650*.
- Jiang, X.; Lao, Q.; Matwin, S.; and Havaei, M. 2020. Implicit class-conditioned domain alignment for unsupervised domain adaptation. In *ICML*.
- Jin, Y.; Wang, X.; Long, M.; and Wang, J. 2020. Minimum class confusion for versatile domain adaptation. In *ECCV*.
- Kang, G.; Jiang, L.; Yang, Y.; and Hauptmann, A. G. 2019. Contrastive adaptation network for unsupervised domain adaptation. In *CVPR*.
- Khan, S.; Naseer, M.; Hayat, M.; Zamir, S. W.; Khan, F. S.; and Shah, M. 2021. Transformers in vision: A survey. *arXiv preprint arXiv:2101.01169*.
- Kurmi, V. K.; Kumar, S.; and Namboodiri, V. P. 2019. Attending to discriminative certainty for domain adaptation. In *CVPR*.
- Kuroki, S.; Charoenphakdee, N.; Bao, H.; Honda, J.; Sato, I.; and Sugiyama, M. 2019. Unsupervised domain adaptation based on source-guided discrepancy. In *AAAI*.
- Lee, C.-Y.; Batra, T.; Baig, M. H.; and Ulbricht, D. 2019. Sliced wasserstein discrepancy for unsupervised domain adaptation. In *CVPR*.
- Lee, D.-H.; et al. 2013. Pseudo-label: The simple and efficient semi-supervised learning method for deep neural networks. In *Workshop on challenges in representation learning, ICML*.
- Li, J.; Li, G.; Shi, Y.; and Yu, Y. 2021a. Cross-Domain Adaptive Clustering for Semi-Supervised Domain Adaptation. In *CVPR*.
- Li, N.; Liu, S.; Liu, Y.; Zhao, S.; and Liu, M. 2019. Neural speech synthesis with transformer network. In *AAAI*.
- Li, S.; Huang, J.; Hua, X.-S.; and Zhang, L. 2021b. Category Dictionary Guided Unsupervised Domain Adaptation for Object Detection. In *AAAI*.
- Li, S.; Liu, C.; Lin, Q.; Xie, B.; Ding, Z.; Huang, G.; and Tang, J. 2020. Domain conditioned adaptation network. In *AAAI*.
- Li, W.; Liu, H.; Ding, R.; Liu, M.; and Wang, P. 2021c. Lifting transformer for 3d human pose estimation in video. *arXiv preprint arXiv:2103.14304*.
- Li, X.; Hou, Y.; Wang, P.; Gao, Z.; Xu, M.; and Li, W. 2021d. Transformer guided geometry model for flow-based unsupervised visual odometry. *Neural Computing and Applications*.
- Li, X.; Hou, Y.; Wang, P.; Gao, Z.; Xu, M.; and Li, W. 2021e. Trear: Transformer-based rgb-d egocentric action recognition. *T-CDS*.
- Liang, J.; Hu, D.; and Feng, J. 2020. Do we really need to access the source data? source hypothesis transfer for unsupervised domain adaptation. In *ICML*.
- Liang, J.; Hu, D.; and Feng, J. 2021. Domain Adaptation with Auxiliary Target Domain-Oriented Classifier. In *CVPR*, 16632–16642.

- Liu, Z.; Lin, Y.; Cao, Y.; Hu, H.; Wei, Y.; Zhang, Z.; Lin, S.; and Guo, B. 2021. Swin transformer: Hierarchical vision transformer using shifted windows. *arXiv preprint arXiv:2103.14030*.
- Long, M.; Cao, Y.; Wang, J.; and Jordan, M. 2015. Learning transferable features with deep adaptation networks. In *ICML*.
- Long, M.; Cao, Z.; Wang, J.; and Jordan, M. I. 2017a. Conditional adversarial domain adaptation. *arXiv preprint arXiv:1705.10667*.
- Long, M.; Zhu, H.; Wang, J.; and Jordan, M. I. 2017b. Deep transfer learning with joint adaptation networks. In *ICML*.
- Morerio, P.; Volpi, R.; Ragonese, R.; and Murino, V. 2020. Generative pseudo-label refinement for unsupervised domain adaptation. In *WACV*.
- Naseer, M.; Ranasinghe, K.; Khan, S.; Hayat, M.; Khan, F. S.; and Yang, M.-H. 2021. Intriguing Properties of Vision Transformers. *arXiv preprint arXiv:2105.10497*.
- Oza, P.; Sindagi, V. A.; VS, V.; and Patel, V. M. 2021. Unsupervised Domain Adaption of Object Detectors: A Survey. *arXiv preprint arXiv:2105.13502*.
- Peng, X.; Bai, Q.; Xia, X.; Huang, Z.; Saenko, K.; and Wang, B. 2019. Moment matching for multi-source domain adaptation. In *ICCV*.
- Peng, X.; Usman, B.; Kaushik, N.; Hoffman, J.; Wang, D.; and Saenko, K. 2017. Visda: The visual domain adaptation challenge. *arXiv preprint arXiv:1710.06924*.
- Ranftl, R.; Bochkovskiy, A.; and Koltun, V. 2021. Vision transformers for dense prediction. *arXiv preprint arXiv:2103.13413*.
- Rao, Y.; Zhao, W.; Liu, B.; Lu, J.; Zhou, J.; and Hsieh, C.-J. 2021. DynamicViT: Efficient Vision Transformers with Dynamic Token Sparsification. *arXiv preprint arXiv:2106.02034*.
- Saito, K.; Ushiku, Y.; Harada, T.; and Saenko, K. 2017. Adversarial dropout regularization. *arXiv preprint arXiv:1711.01575*.
- Saito, K.; Watanabe, K.; Ushiku, Y.; and Harada, T. 2018. Maximum classifier discrepancy for unsupervised domain adaptation. In *CVPR*.
- Sun, B.; Feng, J.; and Saenko, K. 2016. Return of frustratingly easy domain adaptation. In *AAAI*.
- Sun, B.; and Saenko, K. 2016. Deep coral: Correlation alignment for deep domain adaptation. In *ECCV*.
- Touvron, H.; Cord, M.; Douze, M.; Massa, F.; Sablayrolles, A.; and Jégou, H. 2021. Training data-efficient image transformers & distillation through attention. In *ICML*, 10347–10357.
- Tsai, Y.-H. H.; Bai, S.; Liang, P. P.; Kolter, J. Z.; Morency, L.-P.; and Salakhutdinov, R. 2019. Multimodal transformer for unaligned multimodal language sequences. In *ACL*.
- Tzeng, E.; Hoffman, J.; Saenko, K.; and Darrell, T. 2017. Adversarial discriminative domain adaptation. In *CVPR*.
- Tzeng, E.; Hoffman, J.; Zhang, N.; Saenko, K.; and Darrell, T. 2014. Deep domain confusion: Maximizing for domain invariance. *arXiv preprint arXiv:1412.3474*.
- Vaswani, A.; Shazeer, N.; Parmar, N.; Uszkoreit, J.; Jones, L.; Gomez, A. N.; Kaiser, L.; and Polosukhin, I. 2017. Attention is all you need. In *NIPS*.
- Venkateswara, H.; Eusebio, J.; Chakraborty, S.; and Panchanathan, S. 2017. Deep hashing network for unsupervised domain adaptation. In *CVPR*.
- VS, V.; Gupta, V.; Oza, P.; Sindagi, V. A.; and Patel, V. M. 2021. MeGA-CDA: Memory Guided Attention for Category-Aware Unsupervised Domain Adaptive Object Detection. In *CVPR*.
- Wang, P.; Wang, X.; Wang, F.; Lin, M.; Chang, S.; Xie, W.; Li, H.; and Jin, R. 2021a. KVT: k-NN Attention for Boosting Vision Transformers. *arXiv preprint arXiv:2106.00515*.
- Wang, W.; Xie, E.; Li, X.; Fan, D.-P.; Song, K.; Liang, D.; Lu, T.; Luo, P.; and Shao, L. 2021b. Pyramid vision transformer: A versatile backbone for dense prediction without convolutions. *arXiv preprint arXiv:2102.12122*.
- Wang, W.; Yao, L.; Chen, L.; Cai, D.; He, X.; and Liu, W. 2021c. CrossFormer: A Versatile Vision Transformer Based on Cross-scale Attention. *arXiv preprint arXiv:2108.00154*.
- Wilson, G.; and Cook, D. J. 2020. A survey of unsupervised deep domain adaptation. *TIST*.
- Xu, R.; Li, G.; Yang, J.; and Lin, L. 2019. Larger norm more transferable: An adaptive feature norm approach for unsupervised domain adaptation. In *ICCV*, 1426–1435.
- Xu, Y.; Zhang, Z.; Zhang, M.; Sheng, K.; Li, K.; Dong, W.; Zhang, L.; Xu, C.; and Sun, X. 2021. Evo-ViT: Slow-Fast Token Evolution for Dynamic Vision Transformer. *arXiv preprint arXiv:2108.01390*.
- Yang, G.; Tang, H.; Zhong, Z.; Ding, M.; Shao, L.; Sebe, N.; and Ricci, E. 2021. Transformer-Based Source-Free Domain Adaptation. *arXiv preprint arXiv:2105.14138*.
- Yu, Z.; Li, X.; Wang, P.; and Zhao, G. 2021. Transrppg: Remote photoplethysmography transformer for 3d mask face presentation attack detection. *IEEE SPL*.
- Yuan, L.; Chen, Y.; Wang, T.; Yu, W.; Shi, Y.; Tay, F. E.; Feng, J.; and Yan, S. 2021a. Tokens-to-token vit: Training vision transformers from scratch on imagenet. *arXiv preprint arXiv:2101.11986*.
- Yuan, L.; Hou, Q.; Jiang, Z.; Feng, J.; and Yan, S. 2021b. Volo: Vision outlooker for visual recognition. *arXiv preprint arXiv:2106.13112*.
- Zhang, P.; Dai, X.; Yang, J.; Xiao, B.; Yuan, L.; Zhang, L.; and Gao, J. 2021. Multi-Scale Vision Longformer: A New Vision Transformer for High-Resolution Image Encoding. *arXiv preprint arXiv:2103.15358*.
- Zhang, Q.; Zhang, J.; Liu, W.; and Tao, D. 2019. Category Anchor-Guided Unsupervised Domain Adaptation for Semantic Segmentation. *NIPS*.
- Zhang, W.; Ouyang, W.; Li, W.; and Xu, D. 2018. Collaborative and adversarial network for unsupervised domain adaptation. In *CVPR*.
- Zhang, Y.; Deng, B.; Tang, H.; Zhang, L.; and Jia, K. 2020. Unsupervised multi-class domain adaptation: Theory, algorithms, and practice. *PAMI*.
- Zhao, S.; Yue, X.; Zhang, S.; Li, B.; Zhao, H.; Wu, B.; Krishna, R.; Gonzalez, J. E.; Sangiovanni-Vincentelli, A. L.; Seshia, S. A.; et al. 2020. A review of single-source deep unsupervised visual domain adaptation. *T-NNLS*.
- Zhou, D.; Shi, Y.; Kang, B.; Yu, W.; Jiang, Z.; Li, Y.; Jin, X.; Hou, Q.; and Feng, J. 2021. Refiner: Refining Self-attention for Vision Transformers. *arXiv preprint arXiv:2106.03714*.
- Zou, Y.; Yu, Z.; Kumar, B.; and Wang, J. 2018. Unsupervised domain adaptation for semantic segmentation via class-balanced self-training. In *ECCV*.