

# Traffic Event Detection as a Slot Filling Problem

Xiangyu Yang<sup>a,b,\*</sup>, Giannis Bekoulis<sup>a,b</sup>, Nikos Deligiannis <sup>a,b</sup>

<sup>a</sup>*ETRO, Vrije Universiteit Brussel, Pleinlaan 2, B-1050 Brussels, Belgium*

<sup>b</sup>*imec, Kapeldreef 75, B-3001 Leuven, Belgium*


---

## Abstract

Twitter is a social media platform with increasing popularity, where users can share their thoughts around different topics through short messages. Studies have shown that Twitter streams contain rich information regarding traffic-related topics. By using this large amount of information, we can build smart traffic event detection systems to help people avoid traffic jams, accidents, etc. In this paper, we introduce the new problem of extracting fine-grained traffic information from Twitter streams by also making publicly available the two (constructed) traffic-related datasets from Belgium and the Brussels capital region. In particular, we experiment with several models to identify (i) whether a tweet is traffic-related or not, and (ii) in the case that the tweet is traffic-related to identify more fine-grained information regarding the event (e.g., the type of the event, where the event happened). To do so, we frame (i) the problem of identifying whether a tweet is a traffic-related event or not as a text classification subtask, and (ii) the problem of identifying more fine-grained traffic-related information as a slot filling subtask, where fine-grained information (e.g., where an event has happened) is represented as a slot/entity of a particular type. We propose the use of several methods that process the two subtasks either separately or in a joint setting, and we evaluate the effectiveness of the proposed methods for solving the traffic event detection problem. Experimental results indicate that the proposed architectures achieve high performance scores (i.e.,

---

\*Corresponding author

*Email addresses:* [xyanga@etrovub.be](mailto:xyanga@etrovub.be) (Xiangyu Yang), [gbekouli@etrovub.be](mailto:gbekouli@etrovub.be) (Giannis Bekoulis), [ndeligia@etrovub.be](mailto:ndeligia@etrovub.be) (Nikos Deligiannis )

more than 95% in terms of  $F_1$  score) on the constructed datasets for both of the subtasks (i.e., text classification and slot filling) even in a transfer learning scenario. In addition, by incorporating tweet-level information in each of the tokens comprising the tweet (for the BERT-based model) can lead to a performance improvement for the joint setting. Our datasets and code will be available on GitHub upon acceptance of the manuscript.

*Keywords:* traffic event detection, slot filling, text classification, deep learning

---

## 1. Introduction

In smart cities, digital technologies are exploited to improve the citizens' quality of life. For instance, this can be achieved by identifying efficient ways to heat buildings, upgrading the waste disposal facilities, and also building smart city transport networks. In several cities around the world, people experience traffic conditions, such as traffic jams or even accidents that can negatively impact people's life (Michael & Blason, 2014; Tom, 2020). By building an intelligent system that can provide useful online traffic information, traffic problems can potentially be mitigated and it can help facilitate the building of a smart city. For example, based on real-time traffic information, travelers can find the best route to their destination, which is less expensive and less time consuming; commuters can avoid traffic jams; the traffic management centers can easily monitor traffic flows and inform police once there is an incident, so that traffic can be quickly restored. Thus, it is critical to build a smart system that can detect traffic events in every city. This research focuses on building a novel traffic event detection system using social media that focuses, especially, in the Brussels capital region, but we showcase that it can perform well also in the entire country (i.e., Belgium). Although the traffic detection system presented in our research focuses on the Brussels capital region (and in Belgium) and is in Dutch, the principles of the system can be easily extended to other cities.

Social media allow users to easily access and provide information regarding anything at any time. Twitter, one of the most popular social media platforms,

has around 300 million monthly active users. The reason that Twitter is so popular is that its users are allowed to share their thoughts through short texts (which are called tweets), which is a straightforward way for the users to connect the one with the other. With such a large number of users, Twitter generates a large amount of data; in particular, 500 million tweets every day (Sayce, 2020). Since a large amount of content is produced, a lot of recent research has focused on identifying important patterns from people’s daily life. This research includes extracting events from social media posts (e.g., disasters, emergencies (Castillo, 2016)), extract sub-events from other events (e.g., a football match (Bekoulis et al., 2019)).

Tweets also contain a lot of information regarding the traffic conditions in a particular region. For instance, there are users or even accounts of official channels that are tweeting during the day about possible traffic jams, accidents, and so on. Thus, it is important for people to exploit the traffic-related information that comes from Twitter streams in order to build smart traffic event detection systems and avoid the aforementioned issues (e.g., traffic jams). According to the work of Dabiri & Heaslip (2019), traffic events can be divided into two categories: *recurring* and *non-recurring* events. Recurring events are those that can be easily predicted by looking into historical data, such as daily rush hours. Non-recurring events refer to unpredictable events such as traffic accidents (car crashes), weather caused issues, and natural disasters. The traditional way to detect those *non-recurring* traffic events is to use sensors and cameras installed in the city. However, deploying such devices everywhere in the city is costly and technically challenging. Exploiting the information coming from the Twitter stream can provide complementary information for building a smart traffic event detection system.

In this work, we focus on detecting traffic-related events in Belgium and the Brussels capital region from the Twitter stream. To do so, we collect and annotate two traffic-related Dutch Twitter datasets from Belgium and the Brussels capital region. Our datasets contain tweet-level information about whether a tweet is traffic-related or not. In case a tweet is traffic-related, more fine-grained

information is included, that is, the time (“when”), the location (“where”), the type (“what”), and the “consequence” of the reported traffic event (see the definition of the slot filling subtask in Section 3.1 for more details). We can approach this problem as a series of two subtasks, namely (i) text classification and (ii) slot filling. The two subtasks can be considered either as two independent subtasks or can be addressed jointly. The goal of subtask (i) is to assign a set of predefined categories (i.e., traffic-related and non-traffic-related) to a textual document (i.e., a tweet in our case). For subtask (ii), the goal is to identify text spans inside the traffic-related tweets that answer the predefined questions defined above (i.e., “when”, “where”, “what”, and “consequence”). Researchers have identified the benefit of training related subtasks together in a joint setting since the interactions between the subtasks are taken into account (see for instance prior work on multitask learning (Caruana, 1997), entity recognition and relation extraction (Miwa & Bansal, 2016; Bekoulis et al., 2018b), and tree-structured prediction (Bekoulis et al., 2018a)).

To summarize, the key contributions of our work are as follows:

- We define a new traffic event detection problem and publish two Dutch datasets (one with tweets from the Brussels capital region and one with tweets from Belgium) annotated with class- and span-level information for each tweet (as described above). That way, we promote the research of traffic event detection from Twitter streams.
- We propose to solve the problem of detecting traffic-related events from Twitter streams by a series of two subtasks, namely, text classification and slot filling. We experiment with several architectures (e.g., BERT-based models) and we solve each subtask either independently or in a joint setting. Furthermore, we modify the joint BERT-based model by incorporating the entire information of the tweet into each of its composing tokens. This model is able to outperform all other models in the joint setting.
- We carry out extensive experiments, and our experimental study indicates

the effectiveness of our BERT-based methods over other studied baseline models (e.g., LSTM-based models) for detecting traffic-related events on Twitter.

The rest of this work is organized as follows. Section 2 reviews the related work on traffic event detection systems from Twitter streams. Section 3 introduces the newly defined task of identifying fine-grained traffic information from traffic-related tweets and describes the annotation process. Section 4 describes the various proposed architectures for solving the task defined in Section 3. Section 5 describes the experimental setup for the proposed methods, introduces the experimental evaluation for the tasks, and showcases the performance of the proposed models. Section 6 concludes our work and discusses future research directions.

## 2. Related Work

A lot of research in the NLP community has been focused on detecting events from social media (e.g., [Naseem et al. \(2019\)](#); [Bekoulis et al. \(2019\)](#); [Dabiri & Heaslip \(2019\)](#); [Müller et al. \(2020\)](#)). There are two types of event detection, namely, specified and unspecified, as indicated in the work of [Saeed et al. \(2019\)](#). In specified event detection, the event types are determined upfront and there is a wide range of event types, such as earthquake ([Sakaki et al., 2010, 2012](#)), traffic ([Ali et al., 2021](#); [Dabiri & Heaslip, 2019](#)), epidemic ([Zong et al., 2020](#); [Müller et al., 2020](#)), sports news ([Adedoyin-Olowe et al., 2016](#)), etc. In unspecified event detection there is no prior information about the event types. The techniques used for event detection can be classified into two categories: unsupervised and supervised approaches. Unsupervised approaches usually involve various clustering algorithms (e.g., cluster tweets that contain the top- $k$  bursting keywords from Twitter streams ([Li et al., 2012](#))). Supervised approaches are mainly used for specified event type detection and the task is mostly framed as a text classification ([Dabiri & Heaslip, 2019](#); [Alomari et al., 2019](#)) or as a slot filling problem ([Zong et al., 2020](#)). In this paper, we propose new models

for solving the newly defined task of identifying fine-grained information from traffic-related tweets (as detailed briefly in Section 1 and described in more detail in Section 3). We formulate the task of identifying whether a tweet is traffic-related or not into a text classification problem, and the task of identifying fine-grained information as a slot filling problem. In literature, the text classification and slot filling tasks are often handled in a joint setting and the joint task is named as joint intent detection and slot filling (Weld et al., 2021). The intent is the intention of the speaker in an utterance and the prediction of the intent is mostly treated as a text classification task (Larson et al., 2019). In the following subsections, we present related work on the task of traffic-related event detection (using text classification methods, see Section 2.1), recent work on the slot filling task (see Section 2.2), and relevant work on the task of joint intent detection and slot filling (see Section 2.3).

### 2.1. Traffic Event Detection

The traffic event detection problem is mainly approached as a text classification task in the literature. Machine learning based methods have been exploited to tackle the problem, both the traditional (e.g., Support Vector Machine (SVM) (D’Andrea et al., 2015; Salas et al., 2017), Naïve Bayes (NB) (Gu et al., 2016), Decision Tree (DT) (Wongcharoen & Senivongse, 2016)) and the deep learning ones (e.g., Convolutional Neural Networks (CNNs) (Dabiri & Heaslip, 2019; Chen et al., 2019b), Recurrent Neural Networks (RNNs) (Ali et al., 2021; Dabiri & Heaslip, 2019; Chen et al., 2019b)).

**Traditional Machine Learning:** D’Andrea et al. (2015) proposed a real-time traffic event monitoring system that can fetch tweets from Italian Twitter streams and classify them into the appropriate classes: traffic and non-traffic. They used the Inverse Document Frequency (IDF) technique to represent tweets as features and built an SVM classifier for classification. Instead of using the IDF technique, Salas et al. (2017) explored the use of n-grams as features to an SVM classifier to detect traffic incidents. Gu et al. (2016) presented a real-time architecture to detect traffic incidents in Twitter streams. In particular, they

established a dictionary of keywords and their combinations to infer traffic incidents. Based on that dictionary, a tweet is represented as a high dimensional binary vector. Those binary vectors are then fed into a NB classifier to identify whether the corresponding tweets are traffic incidents or not. [Wongcharoen & Senivongse \(2016\)](#) proposed a model to detect the congestion severity levels from Twitter streams. In that work, they considered four attributes (i.e., day of the week, hours of the day, minutes of the hour, and tweets density) to construct a C4.5 DT for congestion severity level prediction. [Wang et al. \(2017\)](#) introduced a Latent Dirichlet Allocation (LDA) model called tweet-LDA to extract traffic alert and warning topics from Twitter in real-time.

**Deep Learning:** [Zhang et al. \(2018\)](#) developed a traffic accident detection system that uses tokens that are relevant to traffic (e.g., accident, car, and crash) as features to train a Deep Belief Network (DBN). The selection of tokens is based on a coefficient that measures the association between the labels (accident or not) and the tokens. [Chen et al. \(2019b\)](#) built a binary classification system to detect traffic-related information from Weibo (a Chinese social media platform). They applied continuous bag-of-words (CBOW) to learn word embeddings to represent words in microblogs. Then, they used the learned word embeddings as input to CNNs, Long Short-Term Memory (LSTM) networks, and their combined LSTM-CNN architecture to detect traffic-related microblogs. [Dabiri & Heaslip \(2019\)](#) proposed to address the traffic event detection problem on Twitter as a text classification problem using deep learning architectures. In particular, in their work, they first collected and labeled a traffic-related Twitter dataset from the USA, which contains three classes: non-traffic (events that are not related to traffic), traffic incident (non-recurring events such as car crashes, traffic signal problem, and disabled vehicles), and traffic information & condition (recurring events such as traffic congestion, daily rush hours, and traffic delays). After that, they used pre-trained word embedding models (word2vec ([Mikolov et al., 2013](#)) and FastText ([Bojanowski et al., 2017](#))) to get tweet representations. CNNs and RNNs were deployed on top of the word embeddings layer to extract traffic-related tweets. [Ali et al. \(2021\)](#) presented an architecture to detect

traffic accidents and analyze the traffic conditions directly from social networking data. They first collected traffic information from the Twitter and Facebook networking platforms by using a query-based search engine. Then, Ontologies and Latent Dirichlet Allocation (OLDA) were used to automatically label each sentence with either the traffic or the non-traffic class labels. Finally, they used FastText with bidirectional LSTMs (BiLSTMs) to detect domain-specific event types (e.g., traffic accidents and traffic jam) and predict user sentiments (i.e., positive, neutral, or negative) towards those traffic events.

Previous work on traffic event detection using social media mainly focuses on classifying tweets into two classes, traffic-related and non-related (D’Andrea et al., 2015; Salas et al., 2017; Gu et al., 2016; Zhang et al., 2018; Chen et al., 2019b; Dabiri & Heaslip, 2019). Although identifying whether a tweet is traffic-related or not is important, it is also crucial to know more precise information regarding a particular event (as reported in the Twitter stream). For instance, we are interested to know “where” or “when” a reported traffic event happened. In this paper, we propose to process the traffic event detection problem as a series of two subtasks: (i) determining whether a tweet is traffic-related or not (which we treat as a text classification problem), and (ii) detecting fine-grained information (e.g., where) from tweets (which we treat as a slot filling problem). The fine-grained information (e.g., “where” or “when” an event has happened) could help us decide the nature of the event (e.g., whether it is traffic-related or not). Moreover, in the case that the event is traffic-related it could also help us to decide about whether we should identify text spans for the slot filling task. We conduct extensive experiments and we study the two subtasks either separately or in a joint setting to identify whether there is a benefit by explicitly sharing the layers of the neural network between the subtasks. The way that we formulate the traffic event detection problem has not been studied before in the traffic event detection domain, and we hope that this could boost future research on traffic event detection using social media.



## 2.2. Slot Filling

In Natural Language Understanding (NLU), slot filling is a task whose goal is to identify spans of text (i.e., the start and the end position) that belong to predefined classes directly from raw text. A span is a semantic unit that consists of a set of contiguous words. For example, the span “The Lord of the Rings” refers to the famous novel/movie. The slot filling task is mainly used in the context of dialog systems where the aim is to retrieve the required information (i.e., slots) out of the textual description of the dialog. For instance, when a user queries about top-rated novels, the dialog system should be able to retrieve relevant novel titles and the corresponding ratings.

Slot filling is usually formulated as a sequence labeling task and neural network based models have mainly been proposed for solving it. In particular, [Vu \(2016\)](#) proposed a bidirectional sequential CNN model that predicts the label for each slot by taking into account the context (i.e., previous and future) words with respect to the current word and the current word itself. [Kurata et al. \(2016\)](#) developed the encoder-labeler LSTM that first uses the encoder LSTM to encode the entire input sequence into a fixed length vector. This vector is then passed as the initial state to the labeler LSTM to perform the sequence labeling task. This model is able to predict slot labels while taking into account the whole information of the input sequence. [Zhu & Yu \(2017\)](#) introduced the BiLSTM-LSTM, an encoder-decoder model that encodes the input sequence using a BiLSTM and decodes the encoded information using a unidirectional LSTM. They also designed a so-called focus mechanism that is able to address the alignment limitation of attention mechanisms (i.e., cannot operate with a limited amount of data) for sequence labeling. [Zhao & Feng \(2018\)](#) presented a sequence-to-sequence (Seq2Seq) model along with a pointer network to improve the slot filling performance. To predict slot values, the model learns to either copy a word (which may be out-of-vocabulary (OOV)) through a pointer network, or generate a word within the vocabulary through an attentional Seq2Seq model. [Korpusik et al. \(2019\)](#) compared a set of neural networks (CNN, RNN, BiLSTM, and Bidirectional Encoder Representations

from Transformers (BERT)) on slot filling tasks. Their results indicate that the BERT-based models outperform the other studied architectures. Recently, [Zong et al. \(2020\)](#) published the COVID-19 Twitter Event Corpus, which has 7,500 annotated tweets and includes five event types (TESTED POSITIVE, TESTED NEGATIVE, CAN NOT TEST, DEATH, and CURE&PREVENTION). For each event type, a set of slot types is predefined for slot filling tasks (e.g., for the TESTED POSITIVE event, the goal is to identify slot types like “who” (i.e., who was tested positive), “age” (i.e., the age of the person tested positive), and “gender” (i.e., the gender of the person tested positive)). They proposed a BERT-based model that treats each slot filling task in each event type as a binary classification problem. Compared to their model, in [Yang et al. \(2020\)](#), we proposed a multilabel BERT-based model that jointly trains all the slot types for a single event and achieves improved slot filling performance. In this paper, we modify existing slot filling techniques, and we apply them in the context of traffic event detection from Twitter streams.

### *2.3. Joint Intent Detection and Slot Filling*

The tasks of intent detection and slot filling have also been studied in a joint setting. Given an utterance, intent detection aims to identify the intention of the user (e.g., book a restaurant) and the slot filling task focuses on extracting text spans that are relevant to that intention (e.g., place of the restaurant, timeslot). By training the two tasks simultaneously (i.e., in a joint setting), the model is able to learn the inherent relationships between the two tasks of intention detection and slot filling. This approach can further improve the overall performance of the joint task and the performance of each independent sub-task. The benefit of training tasks simultaneously is also indicated in Section 1 (interactions between subtasks are taken into account) and more details on the benefit of multitask learning can also be found in the work of [Caruana \(1997\)](#). A detailed survey on studying the two tasks of intent detection and slot filling in a joint setting can be found in the work of [Weld et al. \(2021\)](#). The two types of methods that are mainly exploited when solving the two tasks simultaneously

are the RNN-based and the attention-based approaches.

**RNN-based:** [Zhou et al. \(2016\)](#) proposed a hierarchical LSTM model which has two LSTM layers. The final hidden state of the bottom LSTM layer is used for intent detection, while that of the top LSTM layer with a softmax classifier is used to label the tokens of the input sequence. [Hakkani-Tür et al. \(2016\)](#) developed a single BiLSTM model that concatenates the hidden states of the forward and the backward layers of an input token and passes these concatenated features to a softmax classifier to predict the slot label for that token. A special tag is added at the end of the input sequence for capturing the context of the whole sequence and detecting the class of the intent. [Zhang & Wang \(2016\)](#) proposed a bidirectional gated recurrent unit (GRU) architecture that operates in a similar way to the work of [Hakkani-Tür et al. \(2016\)](#) for labeling the slots. However, the intent detection is done in a different way since [Zhang & Wang \(2016\)](#) use a max-pooling layer for all the hidden states, and then they apply a softmax function on top of the max-pooling layer. [Firdaus et al. \(2018\)](#) introduced an ensemble model that feeds the outputs of a BiLSTM and a BiGRU separately into two multi-layer perceptrons (MLP). The outputs of the MLPs are concatenated and a softmax classifier is used for predicting the intent and the slots simultaneously.

**Attention-based:** Attention mechanisms have also been exploited for jointly learning the relationships between the two studied subtasks. In particular, [Liu & Lane \(2016\)](#) proposed an attention-based bidirectional RNN (BRNN) model that takes the weighted sum of the concatenation of the forward and the backward hidden states as an input to predict the intent and the slots. [Li et al. \(2018\)](#) proposed the use of a BiLSTM model with the self-attention mechanism ([Vaswani et al., 2017](#)) and a gate mechanism to solve the joint task. One self-attention mechanism is used at the words and the characters level of the input sequence to obtain a semantic representation of the input. Then, these representations are fed into a BiLSTM, and the final hidden state is then used for intent detection. Another self-attention layer is applied between the intermediate states of the BiLSTM, and the intermediate states are combined with the

predicted intent for labeling the slots. [Goo et al. \(2018\)](#) introduced an attention-based slot-gated BiLSTM model. In that model, the embeddings of the input sentence are fed into a BiLSTM, and then a weighted sum of the BiLSTM intermediate states (i.e., the slot context vector) is used for predicting the slots. The final state of the BiLSTM (i.e., the intent context vector) is used for predicting the intent. A slot gate is added to combine the slot context vector with the intent context vector, and the combined vector is then feed into a softmax to predict the current slot label. [Chen et al. \(2019a\)](#) proposed a joint BERT model for solving the joint task of intent detection and slot filling. The model predicts the intent based on the final hidden state of the [CLS] token, and the final hidden state of each token is used for predicting the slot labels. The two tasks are trained jointly by using a joint loss (i.e., one for each subtask). Our joint model is conceptually related to that of [Chen et al. \(2019a\)](#). Unlike the work of [Chen et al. \(2019a\)](#) that does not exploit the use of the intent information, we incorporate intent information into each token for improving the performance of the slot filling subtask. This also improves the overall performance of the joint task (i.e., intent detection and slot filling).

### 3. Problem Formulation and Datasets

In this section, we define the traffic event detection problem from Twitter streams and explain that this problem can be addressed by the two subtasks of text classification and slot filling. We then present the way that the two datasets (i.e., the one for Belgium and the other for the Brussels capital region) have been constructed (i.e., data collection, annotation process).

#### 3.1. Subtasks

By formulating the problem into a series of the two subtasks (text classification and slot filling), we give an answer to two questions: (i) whether the given tweet is traffic-related (or not), and (ii) whether more precise/fine-grained information can be identified regarding a traffic-related event (from the corresponding tweet). The two subtasks for a particular tweet are illustrated in Fig. 1.

**Text Classification:** The goal of this subtask is to distinguish traffic-related tweets from non-traffic-related tweets. Since there are two classes, this subtask, in its essence, is a binary classification task. That is, given a tweet  $t$ , the classification model  $f(t) \rightarrow \{0, 1\}$  predicts whether a tweet is traffic-related or not, where 1 means *traffic-related*, and 0 means *non-traffic-related*.

**Slot Filling:** This subtask aims at extracting fine-grained events from traffic-related tweets. We are interested in four types of fine-grained events; specifically: we are interested to identify “when” (i.e., the exact time that the traffic-related event has happened (as described at the corresponding tweet)), “where” (i.e., the location that the traffic-related event has happened, “what” (i.e., the type of the incident that has happened, e.g., accident, traffic jam) and the “consequence” of the aforementioned event (e.g., lane blocked). We frame the slot filling problem into a sequence labeling task. Given the input sequence of tokens  $X = (x_1, x_2, \dots, x_n)$ , the goal is to map the input sequence  $X$  into a tagged (labeled) sequence  $Y = (y_1, y_2, \dots, y_n)$  of the same length, where  $n$  is the number of tokens within the sequence. We employ the BIO (beginning-inside-outside) scheme for tagging the sequences and more details about that can be found in Fig. 1. The BIO scheme is a tagging format for labeling tokens according to the positions of the tokens within a chunk. The O tag indicates that the corresponding token is outside of the chunk. The B- prefix before the tag indicates that the corresponding token is at the beginning of the chunk. The I- prefix before the tag indicates that the corresponding token is inside a chunk. Thus, there is the constraint that the tag with the I- prefix should always come after the tag with the B- prefix or the I- prefix (of the same type, e.g., where).

### 3.2. Datasets

We have constructed two annotated Dutch datasets from the Twitter stream. The first one is from Belgium, the “Belgian Traffic Twitter Dataset” (BE dataset), and the other is from the Brussels capital region, the “Brussels Traffic Twitter Dataset” (BRU dataset). In fact, the BRU dataset is part of the BE dataset, and we extract the BRU dataset out of the BE dataset to study the

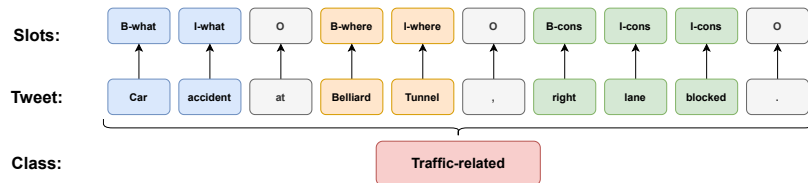


Figure 1: An example tweet, where the two subtasks of text classification and slot filling are illustrated. The output for the text classification problem is the class label of the tweet (i.e., traffic-related). The output for the slot filling problem is for each token the slot filling label (e.g., “what”, “where”) encoded using the BIO encoding scheme.

	BE dataset	BRU dataset
<b>Class</b>	<b># of tweets</b>	
traffic-related	5,386	3,213
non-traffic-related	5,237	3,313
Total	10,623	6,526
<b>Slot</b>	<b># of slots</b>	
where	5,305	3,144
what	5,121	2,963
when	5,111	3,030
consequence	3,939	2,551

Table 1: Statistics of the BE dataset (i.e., the Belgian Traffic Twitter Dataset) and the BRU dataset (i.e., the Brussels Traffic Twitter Dataset).

traffic events in a particular part of the country, the Brussels capital region. The tweets within the two datasets range from 2015 to 2019. The two datasets also contain the annotations that consist of two parts: the class of each tweet (whether a tweet is traffic-related or not) and the slots of the fine-grained information (i.e., “when”, “where”, “what”, and “consequence”). In Figure 2, an example of an annotated tweet is illustrated.

**Data Collection:** Dutch and French are the two most common languages used in Belgium. Since Brussels is an international city, English is also commonly used. Thus, we decided to track tweets in Dutch, French and English from Belgium. The first step in order to collect a large Twitter dataset from

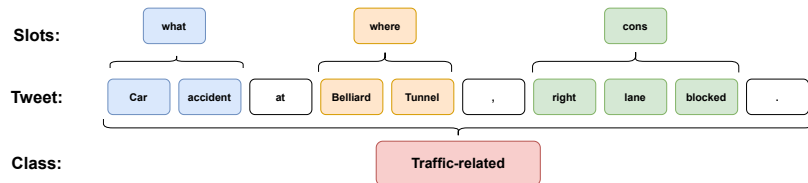


Figure 2: An example of an annotated tweet from our dataset. This is not a fictitious tweet, but rather a tweet that we translate from Dutch to English.

Belgium is to use the Twitter API to harvest tweets from Belgium in the specified time period (i.e., from 2015 to 2019). Similar to the work of [Dabiri & Heaslip \(2019\)](#), where they establish a list of traffic-related keywords to filter out traffic-related tweets, we established our own traffic-related keywords in Dutch, French, and English. Detailed information can be found on our GitHub codebase<sup>1</sup> We then use these keywords on the harvested tweets and we obtain potential traffic-related tweets in the aforementioned three languages. To investigate the possible distribution of these potential traffic-related tweets regarding the three languages, we translate all the non-English tweets into English (using the translators API for Python) and then build a CNN classifier based on the US traffic dataset from [Dabiri & Heaslip \(2019\)](#). After manually investigating the results from the CNN classifier, we identify that the majority of the real traffic-related tweets out of all the potential traffic-related tweets were coming from Dutch speakers. Thus, this is why we focus on building a high-quality Dutch annotated Twitter dataset for Belgium.

**Data Annotation:** There are two tasks in the annotation process. The first task is to identify whether a given tweet is traffic-related or not. The traffic-related tweets can report non-recurring events or recurring events. The recurring events are the events that are predictable, such as traffic congestion, traffic delay and daily rush hours. The non-recurring events include unpredictable events such as car accidents, traffic signal problem and disabled vehicles. The second task is to find relevant information (e.g., “when”, “where”) from tweets

<sup>1</sup>The GitHub repository will be available upon acceptance of the manuscript.

identified as traffic-related. In order to easily annotate our dataset, we used the TagTog platform<sup>2</sup>, which is an annotation platform that can improve the annotation experience. Apart from using the annotation platform, we also hired a native Dutch speaker to help us with the annotation. At the end of the annotation process, we have also manually checked the annotation results. The BE dataset contains 10,623 tweets, and the BRU dataset (a part of the BE dataset from the Brussels capital region) contains 6,526 annotated tweets as reported also in Table 1. The problem that we are going to address in this paper is not a straightforward problem to solve (e.g., with a predefined set of keywords). This is because when we pre-filter a large fraction of the tweets with a predefined keyword set, these tweets belong to the traffic-related class, however when we annotate them, these tweets belong to the non-traffic related class.

#### 4. Proposed Architectures

In this section, we describe the proposed approaches for solving the two subtasks (i.e., text classification and slot filling) either independently or in a joint setting. In Section 4.1, we introduce the three main components (i.e., CNN, LSTM, and BERT) that are mainly exploited by the independent (i.e., the two subtasks are considered separately, see Section 4.2) and the joint (i.e., the two subtasks are considered in a joint setting, see Section 4.3) models for solving the traffic event detection problem.

##### 4.1. Core Components

###### 4.1.1. Neural-based Methods

**Convolutional Neural Networks (CNNs):** CNNs have been mainly exploited in computer vision tasks (see e.g., image classification (Krizhevsky et al., 2012; Girshick, 2015; He et al., 2020), semantic segmentation (Wang et al.,

---

<sup>2</sup><https://www.tagtog.net/>



2018), image super-resolution (Zhang et al., 2020), etc). However, CNNs have also been extensively used in NLP for tasks, such as text classification (Kim, 2014), sequence labeling (Xu et al., 2018), etc. due to their ability to extract  $n$ -gram features. This kind of models consists of a number of convolutional filters (of various sizes) that are applied on top of the embedding layer. In this work, CNNs are mainly used as a core component for the text classification subtask.

**Long Short-Term Memory (LSTMs):** LSTMs, a variant of Recurrent Neural Networks (RNNs) (Hochreiter & Schmidhuber, 1997), can handle data of sequential nature (i.e., text) and showcase state-of-the-art performance in a number of NLP tasks (see e.g., text classification (Zhou et al., 2015), sequence labeling (Lu et al., 2019), fact checking (Rashkin et al., 2017; Bekoulis et al., 2020)). RNNs suffer from the vanishing gradient problem which harms convergence when dealing with long input sequences. LSTMs use modifications, such as the cell state (i.e., the memory of LSTM) to overcome the vanishing gradient problem. The standard LSTM processes the input sequence from left to right, and for each input token, LSTMs produce a hidden state as output that takes the previous input tokens into account. LSTMs can also be applied from right to left and thus bidirectional LSTMs (BiLSTMs) can obtain bidirectional information for each input token.

#### 4.1.2. BERT

Bidirectional Encoder Representations from Transformers (BERT) (Devlin et al., 2019) is a Transformer-based language representation model (Vaswani et al., 2017), where multiple Transformer encoders are stacked the one on top of the other, and are pre-trained on large corpora. For each input sequence, a special classification token [CLS] is added at the beginning and a special token [SEP] is added at the end of each sentence. The outputs of the BERT model are high-level deep bidirectional contextual representations of the input tokens.

### BERT-based Pre-trained Models for the Dutch Language

Since both constructed datasets are in Dutch, we use four BERT-based models

that are pre-trained on Dutch data. The four pre-trained Dutch models are the following: BERTje (de Vries et al., 2019), RobBERT (Delobelle et al., 2020), mBERT (Devlin et al., 2019), and XLM-RoBERTa (Conneau et al., 2020).

**BERTje** is a Dutch BERT model that is pre-trained on a large and diverse Dutch dataset of 2.4 billion tokens from Dutch Books, TwNC (Ordelman et al., 2007), SoNaR-500 (Oostdijk et al., 2013), Web news and Wikipedia.

**RobBERT** is a Dutch language model based on the Robustly Optimized BERT method (RoBERTa (Liu et al., 2019)) and is pre-trained on the Dutch part of the OSCAR corpus with 6.6 billion words.

**mBERT** is a multilingual BERT model, which also includes the Dutch language. The Dutch part of the model is only pre-trained on Dutch Wikipedia text.

**XLM-RoBERTa** is a multilingual model trained on 100 different languages, which includes Dutch and is based on RoBERTa.

## 4.2. Independent Models

In this subsection, we describe the models that address the two subtasks independently.

### 4.2.1. Text Classification

**CNN:** The CNN model consists of four parts: the word embeddings layer, a convolutional layer, a max pooling layer and a fully connected layer. Specifically, at the word embeddings layer, the input tokens are mapped to word embeddings (i.e., word vectors). Then the convolutional layer extracts  $n$ -gram features from the input and those features are further processed by a max pooling layer. Finally, the processed features are passed to the fully connected layer to make class predictions for the input sequence.

**LSTM:** This LSTM model consists of three parts: the word embeddings layer, a BiLSTM layer, and a softmax layer. The input sequence is converted into pre-trained word embeddings. Then, the word embeddings are processed by the BiLSTM layer, and the final hidden states of the forward and the backward

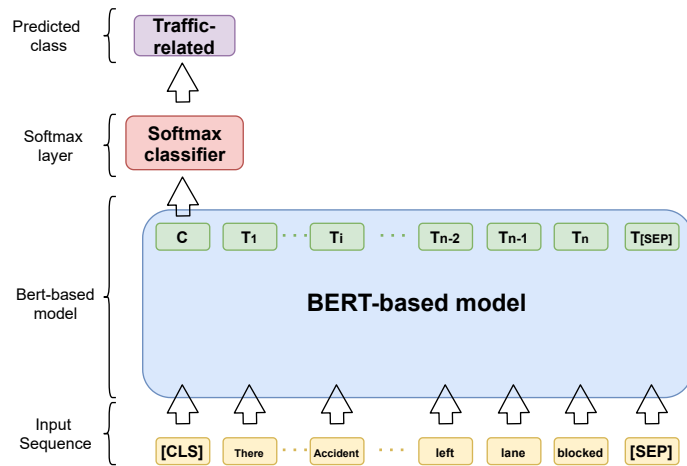


Figure 3: BERT-based model for text classification. The model consists of three parts, the input sequence (yellow rectangles), the BERT-based model (blue rectangle), and the softmax layer (red rectangle). The green rectangles represent the hidden states of the corresponding input tokens. The class of the input sequence is predicted by applying a softmax layer on top of the hidden state of the [CLS] token. The predicted class is shown in the purple rectangle.

LSTMs are concatenated. Then the concatenated hidden states are passed to a softmax layer to predict the class of the input sequence.

**BERT-based Model:** The hidden state of the [CLS] tag encodes the information of the whole input sequence (Devlin et al., 2019). Thus, we use the [CLS] representation to represent the whole sentence for the text classification task. The architecture of the BERT-based model is shown in Figure 3. To predict the class of the input sequence, a softmax layer is applied on top of the hidden state of the [CLS] token. The equation is:

$$y^c = \text{softmax}(W^c h_{[cls]} + b^c) \quad (1)$$

where  $y^c$  is the prediction of the input sequence,  $W^c$  is the weight matrix,  $h_{[cls]}$  is the hidden state of the special [CLS] token, and  $b^c$  is the bias vector.

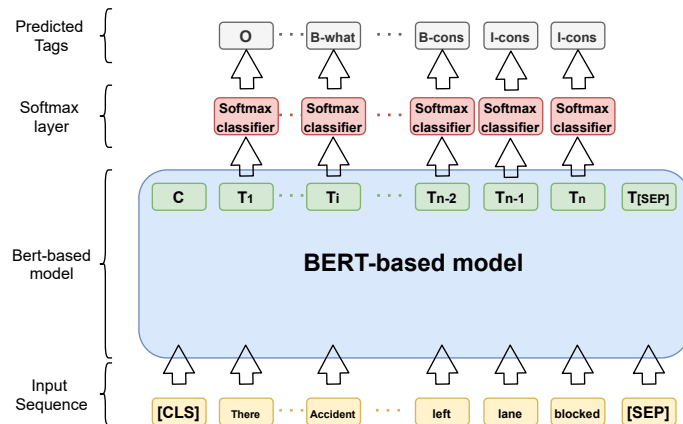


Figure 4: BERT-based model for slot filling. The model consists of the input sequence (yellow rectangles), the BERT-based model (blue rectangle), and a softmax layer (red rectangles). Each green rectangle contains the hidden state of the corresponding input token. Each grey rectangle is the predicted tag for the corresponding token.

#### 4.2.2. Slot Filling

We treat the slot filling task as a sequence labeling problem. For each token within a tweet, we assign the slot label with the highest probability.

**LSTM:** This model has a similar structure to the LSTM model presented for the text classification task in Section 4.2.1. However, in the slot filling case, the concatenated BiLSTM hidden states for each input token are used to predict the tag for token.

**LSTM + CRF:** Instead of using a softmax layer on top of the LSTM model that independently predicts the tag for each input token, a conditional random field (CRF) layer (Lample et al., 2016) is employed to capture the relationships between neighboring tokens.

**BERT-based Model:** Figure 4 shows the structure of the BERT-based model for slot filling. The hidden states of the input tokens are used for labeling the tokens. A softmax classifier is added over the hidden state of each corresponding input token to predict the corresponding tag. The BERT-based models use the WordPiece tokenizer (Wu et al., 2016) and can partition one word into several

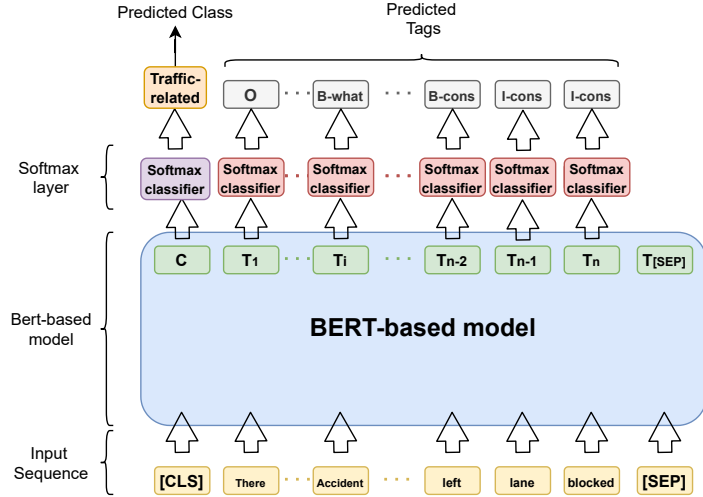


Figure 5: Joint BERT. The model consists of the input sequence (yellow rectangles), the BERT-based model (blue rectangle), and softmax layers (purple or red rectangles). The orange rectangle is the predicted class for the input sequence, and each grey rectangle is the predicted tag for the corresponding input token. For this model, the text classification and slot filling tasks are jointly trained.

sub-tokens according to the vocabulary of the tokenizer. However, the model itself should output one prediction per word/token, and each token might be split into several sub-tokens. To handle this issue, we only make predictions for the first sub-token of each token, in the case that a token has been split into multiple sub-tokens (by the WordPiece tokenizer), or for the token itself, in the case that the whole token has been retained. The equation for the slot filling task is:

$$y_i^s = \text{softmax}(W^s h_i + b^s), \quad i \in 1 \dots N \quad (2)$$

where  $y_i^s$  is the tag prediction of the token  $x_i$ ,  $W^s$  is the weight matrix,  $h_i$  is the hidden state of the first sub-token of  $x_i$ , and  $b^s$  is the bias vector.

### 4.3. Joint Models

In this subsection, we describe the joint models for the two subtasks:

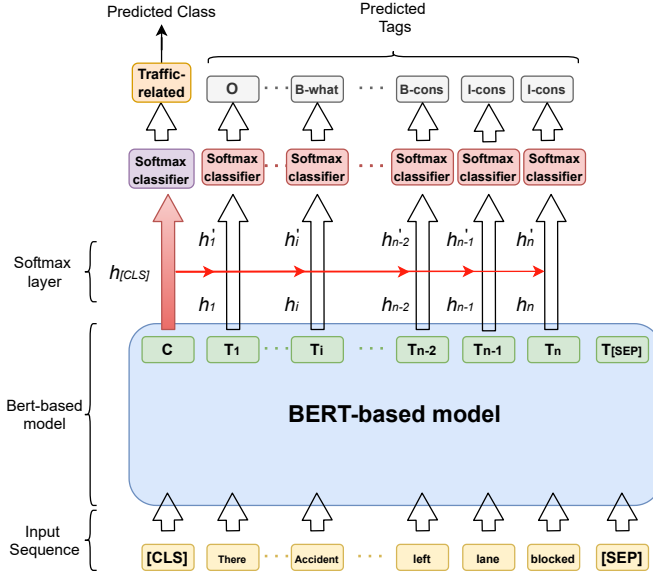


Figure 6: Joint Enhanced BERT-based model for joint text classification and slot filling. This model is similar to the joint BERT architecture but the [CLS] hidden state is concatenated to each of the hidden states of the tokens of the sentence. The model consists of the input sequence (yellow rectangles), the BERT-based model (blue rectangle), and softmax layers (purple or red rectangles). The red arrows connect the sentence contextual information with each non-special token. The orange rectangle is the predicted class of the input sequence, and each grey rectangle is the predicted tag for the corresponding input token. Note that the text classification and slot filling tasks are jointly trained.

**Slot-Gated** (Goo et al., 2018): Built on top of an attention-based BiLSTM architecture, the Slot-Gated model has a slot-gated mechanism, which is designed to learn the relationship between the intent and the slot context vectors to improve the performance of the slot filling task.

**SF-ID Network** (E et al., 2019): Based also on BiLSTMs, the SF-ID network can directly establish connections between the intent detection and the slot filling subtasks. In addition, an iteration mechanism is designed to enhance the interrelated connections between the intent and the slots.

**Capsule-NLU** (Zhang et al., 2019): This model uses a dynamic routing-by-agreement schema to tackle the intent detection and the slot filling subtasks. As a result, the model is able to preserve the hierarchical relationship among the two subtasks.

**Joint BERT** (Chen et al., 2019a): The model, depicted in Figure 5, uses the hidden state of the [CLS] token to perform the intent detection subtask, and the slot filling subtask on the hidden states of the other non-special tokens (i.e., the tokens of the sentence). The two tasks are jointly trained by adopting a joint loss function.

**Joint Enhanced BERT-based Model:** While the previous models have already been proposed in the literature, in what follows we describe our proposed model, the Joint Enhanced BERT-based model, for the joint task. Figure 6 shows the structure of our proposed model. This model takes into account the two following facts: (i) the class of a tweet (i.e., traffic-related or not) is relevant to the slot filling problem (i.e., identify more fine-grained information, e.g., “when”, “where”), and vice versa, and (ii) the hidden state of the [CLS] contains the information of the entire input sequence. Compared to the joint BERT model (Chen et al., 2019a) which only trains the two tasks together using a joint loss without modeling the relationships between them, we incorporate the information of the whole input sequence into each token for improving the performance of the model. For each non-special token, we concatenate its hidden state with the hidden state of the [CLS] tag. The concatenation is used to predict the label for the token similar to the way that we were using the hidden state of the token in the standard Joint BERT model (described above):

$$h'_i = [h_i, h_{[cls]}] \tag{3}$$

$$y_i^{s'} = \text{softmax}(W^{s'} h'_i + b^{s'}), i \in 1 \dots N \tag{4}$$

where  $h'_i$  is the concatenation of the hidden states of the  $i_{th}$  token and the [CLS] token,  $y_i^{s'}$  is the tag prediction of the token  $x_i$ ,  $W^{s'}$  is the weight matrix,  $h'_i$  is the hidden state of the first sub-token of  $x_i$ , and  $b^{s'}$  is the bias vector. The goal of

this joint enhanced model is to maximize the conditional probability:

$$p(y^c, y^{s'} | X) = p(y^c | X) \prod_{i=1}^N p(y_i^{s'} | X) \quad (5)$$

where  $y^c$  is the prediction of the input sequence,  $y_i^{s'}$  is the tag prediction of the token  $x_i$ , and  $X$  is the input sequence. We use Equation 1 for predicting the class of a tweet.

## 5. Experiments and Results

In this section, we describe, (i) the evaluation metrics for all the experimented methods, and (ii) the experimental settings for the various models. Finally, we evaluate the performance of the proposed architectures for solving the traffic event detection problem and we discuss the results.

### 5.1. Evaluation Metrics

We adopt three evaluation metrics for evaluating the different models on the constructed datasets. We use the  $F_1$  score for the two subtasks of text classification and slot filling, denoted as  $F_{1c}$  and  $F_{1s}$ , respectively. For the joint text classification and slot filling, the sentence-level semantic frame accuracy (SenAcc) score is calculated, and indicates the proportion of sentences (out of all sentences) that have been correctly classified. In order for a sentence to be correct both the class and the slots of the sentence should be identified correctly.

### 5.2. Experimental Settings

We randomly split the two datasets (i.e., BRU and BE); specifically, we keep 60% for training, 20% for validation, and 20% for the test sets for each of the datasets. Since the URLs do not provide useful information for traffic events, we remove all the URLs from the tweets similar to the work of [Dabiri & Heaslip \(2019\)](#). For non-BERT-based models, we use the 160-dimensional Dutch word embeddings called Roularta ([Tulkens et al., 2016](#)). For the BERT-based models, the batch size is set to 32 or 64. The dropout rate is 0.1. The number of epochs



is selected from the values 10, 15, 20, 25, 30, 40. Adam (Kingma & Ba, 2015) is used to optimize the model parameters with an initial learning rate of  $1e-4$ , and  $5e-5$  for the joint and the independent models, respectively. For the CNN model, the filters in the convolutional layer have a size of  $n \times 160$ , where  $n = [3, 4, 5]$ . We apply dropout with a rate of 0.5 on the outputs of the max pooling layer. In the LSTM model for text classification, the hidden dimension of the BiLSTM layer is set to 256. Dropout is applied on the output of the BiLSTM layer with a rate of 0.5. For these two models (i.e., the CNN model and the LSTM model for text classification), the Adam optimizer (Kingma & Ba, 2015) with a learning rate of 0.001 is used to update the model parameters. For the LSTM and the LSTM + CRF models for slot filling, the hidden dimension of the BiLSTM layer is 100. The stochastic gradient descent algorithm with a learning rate of 0.015 is used for updating the model parameters. The dropout rate is set to 0.5 for the output of the BiLSTM layer. For the Slot-Gated, SF-ID Network, and Capsule-NLU models, we use their default settings as described in their papers (Goo et al., 2018; E et al., 2019; Zhang et al., 2019).

### 5.3. Results

#### 5.3.1. Independent Models

Table 2 reports the performance of the different models for the tasks of text classification and slot filling on the BRU and the BE datasets, where the two tasks are considered independently. We also report transfer learning experiments (see the BRU→BE column in Table 2 and the transfer learning part of this Section for more details). For the text classification task, based on the results, we observe that the BERTje model performs best in terms of  $F_{1c}$  score on both datasets. In particular, BERTje scores 98.56% and 97.31% on the BRU and the BE datasets, respectively. The BERT-based models perform better or on par with the non-BERT-based models on both datasets. The reason could be that BERT-based models can better encode the contextual information of the whole input sequence. On the BRU dataset, all the models achieve an accuracy score of around 98%, and for the BE dataset the score is around 96%. On the

		F <sub>1c</sub>			F <sub>1s</sub>		
Model		BRU	BE	BRU→BE	BRU	BE	BRU→BE
Neural- based	CNN	97.96	96.73	95.97	-	-	-
	LSTM	97.95	96.53	<b>96.56</b>	97.97	96.44	93.03
	LSTM + CRF	-	-	-	<b>98.18</b>	<b>97.22</b>	<b>95.24</b>
BERT- based	BERTje	<b>98.56</b>	<b>97.31</b>	94.53	97.79	97.18	92.24
	RobBERT	98.14	96.66	95.81	96.40	96.10	77.46
	mBERT	98.35	97.08	94.82	97.98	96.87	90.03
	XLM-RoBERTa	98.20	96.22	95.44	96.76	96.52	80.31

Table 2: The results of the different models for the text classification and the slot filling tasks on the two datasets as well as the generalization ability of the best performing BRU models for text classification and slot filling on the BE dataset (except the BRU part, see the BRU→BE column) in terms of F<sub>1</sub> score. F<sub>1c</sub> and F<sub>1s</sub> indicate the F<sub>1</sub> score for the text classification and the slot filling tasks, respectively. The two tasks are considered independently.

slot filling task, the LSTM + CRF model outperforms all the other models on both datasets, and the score is 98.18% on the BRU dataset and 97.22% on the BE dataset. On the BRU dataset, the rest of the models achieve an F<sub>1</sub> score of around 97%. On the BE dataset, the BERTje has a similar F<sub>1</sub> score (97.18%) to the LSTM + CRF model. The rest of the models achieve an F<sub>1</sub> score of around 96%. On both datasets, the BERT-based models can perform on par with the non-BERT-based models. We notice that the LSTM + CRF models have better performance compared to the models that rely only on LSTMs on both datasets. This is due to the fact that the CRF layer can take into account the relationships of the outputs between sequential tokens (i.e., a B-where tag cannot be followed by an I-when tag).

**Transfer Learning:** Table 2 shows the results of the best performing BRU models on the BE dataset (except for the BRU part of the dataset, see the BRU→BE column) for the tasks of text classification and slot filling in terms of F<sub>1</sub> score. For the text classification task, the results indicate that the non-BERT based models generalize better on this task with 96.56% for the LSTM

	Model	BRU			BE			BRU→BE		
		F <sub>1c</sub>	F <sub>1s</sub>	SenAcc	F <sub>1c</sub>	F <sub>1s</sub>	SenAcc	F <sub>1c</sub>	F <sub>1s</sub>	SenAcc
LSTM-based	Slot-Gated	95.09	97.10	92.76	96.23	96.13	92.85	94.17	76.20	66.29
	SF-ID Network	97.23	97.03	94.10	96.07	96.67	93.84	84.78	83.29	69.03
	Capsule-NLU	97.75	97.72	95.79	96.71	96.76	94.21	95.92	91.45	87.60
Joint BERT	BERTje	98.34	97.31	95.79	96.71	96.81	93.93	94.18	92.11	86.23
	RobBERT	97.90	96.46	94.10	96.31	96.21	92.90	94.62	74.15	70.88
	mBERT	97.89	97.42	95.71	96.95	96.63	94.26	94.58	92.58	87.01
	XLM-RoBERTa	97.97	96.53	94.10	96.51	96.24	93.13	92.99	76.09	53.14
Enhanced BERT	BERTje	<b>98.49</b>	97.52	95.87	<b>97.13</b>	<b>97.10</b>	<b>94.63</b>	95.27	93.78	88.67
	RobBERT	98.12	96.65	94.72	96.53	96.40	93.41	94.96	80.00	74.84
	mBERT	97.92	<b>98.29</b>	<b>96.40</b>	96.82	96.78	94.59	<b>96.56</b>	<b>94.13</b>	<b>89.94</b>
	XLM-RoBERTa	98.20	96.65	94.56	96.26	96.18	92.76	95.76	74.21	72.57

Table 3: The results of different models for joint text classification and slot filling on the two datasets as well as the generalization ability of the best performing trained BRU joint models on the BE dataset (except for the BRU part, see the BRU→BE column) in terms of F<sub>1</sub> score and sentence-level semantic frame accuracy (SenAcc). F<sub>1c</sub> and F<sub>1s</sub> indicate the F<sub>1</sub> score for the text classification and the slot filling tasks, respectively.

model and 95.97% for the CNN model in terms of classification F<sub>1c</sub> score. However, the BERT-based models still generalize well with around 95% classification F<sub>1c</sub> score. For the slot filling task, the LSTM + CRF has the best generalization ability. The reason could be that the CRF layer can learn the relationships between the neighboring tokens. The RobBERT model achieves the worst generalization performance. This is mainly because the RoBERTa model needs more data for being fine-tuned.

### 5.3.2. Joint Models

Table 3 shows the performance of the joint models (Slot-Gated, SF-ID Network, Capsule-NLU, Joint BERT-based, Enhanced Joint BERT-based) on the BRU and the BE datasets in terms of F<sub>1</sub> score and semantic accuracy (SenAcc). In the joint setting, the higher the semantic frame accuracy score, the better the joint model performance. On the BRU dataset, the Enhanced Joint mBERT achieves the best semantic accuracy score (i.e., 96.40%) as well as the best F<sub>1s</sub> score

(i.e., 98.29%). The Enhanced Joint BERTje model has the best  $F_{1c}$  score (i.e., 98.49%). However, on the BE dataset, the Enhanced Joint BERTje is the best performing model and it achieves scores of 97.13% in terms of  $F_{1c}$  score, 97.10% in terms of  $F_{1s}$  score, and 94.63% in terms of SenAcc. Among the three non-BERT-based models, the Capsule-NLU model achieves the best results on both datasets and it performs on par with the BERT-based models. That is due to ability of the model to capture hierarchical semantic relationships between the two subtasks. As we observe in the results, the Enhanced Joint BERT-based models have better performance than the Joint BERT-based models. This indicates that the proposed Enhanced models are more effective for the joint task, mainly because the model can incorporate the entire sentence information into each token. Thus, we conclude that the Enhanced Joint BERT-based models, especially the BERTje and mBERT variants, can be used as strong baselines for the joint text classification and slot filling tasks for the traffic event detection problem in Belgium and in the Brussels capital region.

**Transfer Learning:** Table 3 shows the generalization ability of the best performing BRU models for the joint task of text classification and slot filling. The Enhanced Joint BERT-based models obtain the best generalization performance not only compared to the Joint BERT-based models, but also to the other models proposed for solving the task. This implies that the Enhanced Joint BERT-based model improves the model generalization ability by taking the whole information about the sentence for each token into account. Due to its architecture, the Capsule-NLU model can preserve the hierarchical relationships between the two subtasks. That way, it is able to outperform all the other LSTM-based models and perform on par with the Joint BERT-based models.

#### 5.4. Performance of the Independent and the Joint Models

The results in Tables 2 and 3 indicate that the joint models perform on par with the independent models on the two subtasks. The benefit of the joint training is not evident in that particular problem as it was in the case of other NLP problems (e.g., Miwa & Bansal (2016); Hashimoto et al. (2017)). We

hypothesize that this is because the performance of all the models (joint and independent) for the two subtasks is already high in terms of  $F_1$  score and SenAcc. Thus, there is very little room for improvement for the joint models for the traffic event detection problem. However, one advantage of training a joint model (for that particular problem) is that these models can be deployed easier since we have to train only one model instead of two models, i.e., one for each subtask.

The performance of the various models is high, and this could be potentially explained by the large number of tweets related to traffic that are coming from various organizations. Although, the tweets (from the organizations) are not structured, they follow specific patterns (e.g., the “where” slots are usually followed by the “when” slots). This is also the case for the tweets presented in the work of [Dabiri & Heaslip \(2019\)](#), where the authors have focused their study in the US, and the text classification performance in their work was also high. It is worthwhile mentioning though that this is not a disadvantage since it is crucial to have high  $F_1$  scores in a problem, where the data could be used in real time applications (e.g., send alert notifications to users).

## 6. Conclusion and Future Work

In this work, we define the new problem of detecting traffic-related events on Twitter that consists of two subtasks: (i) identify whether a tweet contains traffic-related events as a text classification task, and (ii) identify fine-grained traffic-related information (e.g., “when”, “where”) as a slot filling task. We also publish the two constructed Dutch traffic Twitter datasets to promote further research on detecting traffic-related events from social media.

We extensively experiment with several architectures for resolving the two tasks either separately or in a joint setting. In this paper, we investigate several baseline methods for solving the two subtasks, and we propose a certain modification in the BERT-based model (see our Enhanced Joint BERT-based model in Section 4.3), where we take into account the entire sentence information for

each token to further improve the performance of the model. Experimental results indicate that the proposed model is able to outperform all the other studied architectures for solving the task at hand jointly in several scenarios, i.e., datasets from Belgium (BE), and the Brussels capital region (BRU), and the transfer learning experiment BRU→BE.

The current traffic event detection models are mainly built for Dutch tweets. As there are three official languages in Belgium, as future work, we aim to work on multilingual models which can handle various languages. That way, we expect that these models can also be exploited to detect traffic-related events in other countries. Moreover, since Twitter is a noisy source of information, building a language model that is based on a large Twitter corpus, similar to the work of Müller et al. (2020), can potentially help us to improve the performance of our models.

### Acknowledgements

This work has been supported by the MobiWave Innoviris Project.

### References

- Adedoyin-Olowe, M., Gaber, M. M., Dancausa, C. M., Stahl, F., & Gomes, J. B. (2016). A rule dynamics approach to event detection in twitter with its application to sports and politics. *Expert Systems with Applications*, 55, 351–360.
- Ali, F., Ali, A., Imran, M., Naqvi, R. A., Siddiqi, M. H., & Kwak, K.-S. (2021). Traffic accident detection and condition analysis based on social networking data. *Accident Analysis & Prevention*, 151, 105973.
- Alomari, E., Mehmood, R., & Katib, I. (2019). Road traffic event detection using twitter data, machine learning, and apache spark. In *2019 IEEE SmartWorld, Ubiquitous Intelligence & Computing, Advanced & Trusted Computing, Scalable Computing & Communications, Cloud & Big*

- Data Computing, Internet of People and Smart City Innovation (Smart-World/SCALCOM/UIC/ATC/CBDCom/IOP/SCI)* (pp. 1888–1895). IEEE.
- Bekoulis, G., Deleu, J., Demeester, T., & Develder, C. (2018a). An attentive neural architecture for joint segmentation and parsing and its application to real estate ads. *Expert Systems with Applications*, *102*, 100–112.
- Bekoulis, G., Deleu, J., Demeester, T., & Develder, C. (2018b). Joint entity recognition and relation extraction as a multi-head selection problem. *Expert Systems with Applications*, *114*, 34–45.
- Bekoulis, G., Deleu, J., Demeester, T., & Develder, C. (2019). Sub-event detection from twitter streams as a sequence labeling problem. In *Proceedings of the 2019 Conference of the North American Chapter of the Association for Computational Linguistics: Human Language Technologies, Volume 1 (Long and Short Papers)* (pp. 745–750). Minneapolis, Minnesota: Association for Computational Linguistics. URL: <https://www.aclweb.org/anthology/N19-1081>. doi:10.18653/v1/N19-1081.
- Bekoulis, G., Papagiannopoulou, C., & Deligiannis, N. (2020). A review on fact extraction and verification. *arXiv preprint arXiv:2010.03001*, (pp. 1–35).
- Bojanowski, P., Grave, E., Joulin, A., & Mikolov, T. (2017). Enriching word vectors with subword information. *Transactions of the Association for Computational Linguistics*, *5*, 135–146. URL: <https://aclanthology.org/Q17-1010>. doi:10.1162/tacl\_a\_00051.
- Caruana, R. (1997). Multitask learning. *Machine learning*, *28*(1), 41–75.
- Castillo, C. (2016). *Big Crisis Data: Social Media in Disasters and Time-Critical Situations*. Cambridge University Press. doi:10.1017/CB09781316476840.
- Chen, Q., Zhuo, Z., & Wang, W. (2019a). Bert for joint intent classification and slot filling. *arXiv preprint arXiv:1902.10909*, (pp. 1–6).

- Chen, Y., Lv, Y., Wang, X., Li, L., & Wang, F. (2019b). Detecting Traffic Information From Social Media Texts With Deep Learning Approaches. *IEEE Transactions on Intelligent Transportation Systems*, *20*, 3049–3058.
- Conneau, A., Khandelwal, K., Goyal, N., Chaudhary, V., Wenzek, G., Guzmán, F., Grave, E., Ott, M., Zettlemoyer, L., & Stoyanov, V. (2020). Unsupervised cross-lingual representation learning at scale. In *Proceedings of the 58th Annual Meeting of the Association for Computational Linguistics* (pp. 8440–8451). Online: Association for Computational Linguistics. URL: <https://aclanthology.org/2020.acl-main.747>. doi:10.18653/v1/2020.acl-main.747.
- Dabiri, S., & Heaslip, K. (2019). Developing a Twitter-based traffic event detection model using deep learning architectures. *Expert systems with applications*, *118*, 425–439.
- D’Andrea, E., Ducange, P., Lazerini, B., & Marcelloni, F. (2015). Real-Time Detection of Traffic From Twitter Stream Analysis. *IEEE Transactions on Intelligent Transportation Systems*, *16*, 2269–2283.
- Delobelle, P., Winters, T., & Berendt, B. (2020). RobBERT: a Dutch RoBERTa-based Language Model. In *Findings of the Association for Computational Linguistics: EMNLP 2020* (pp. 3255–3265). Online: Association for Computational Linguistics. URL: <https://aclanthology.org/2020.findings-emnlp.292>. doi:10.18653/v1/2020.findings-emnlp.292.
- Devlin, J., Chang, M.-W., Lee, K., & Toutanova, K. (2019). BERT: Pre-training of Deep Bidirectional Transformers for Language Understanding. In *Proceedings of the 2019 Conference of the North American Chapter of the Association for Computational Linguistics: Human Language Technologies, Volume 1 (Long and Short Papers)* (pp. 4171–4186).
- E, H., Niu, P., Chen, Z., & Song, M. (2019). A novel bi-directional interrelated model for joint intent detection and slot filling. In *Proceedings of the 57th*



- Annual Meeting of the Association for Computational Linguistics* (pp. 5467–5471). Florence, Italy: Association for Computational Linguistics. URL: <https://aclanthology.org/P19-1544>. doi:10.18653/v1/P19-1544.
- Firdaus, M., Bhatnagar, S., Ekbal, A., & Bhattacharyya, P. (2018). A deep learning based multi-task ensemble model for intent detection and slot filling in spoken language understanding. In L. Cheng, A. C. S. Leung, & S. Ozawa (Eds.), *Neural Information Processing* (pp. 647–658). Cham: Springer International Publishing.
- Girshick, R. B. (2015). Fast R-CNN. *2015 IEEE International Conference on Computer Vision (ICCV)*, (pp. 1440–1448).
- Goo, C.-W., Gao, G., Hsu, Y.-K., Huo, C.-L., Chen, T.-C., Hsu, K.-W., & Chen, Y.-N. (2018). Slot-gated modeling for joint slot filling and intent prediction. In *Proceedings of the 2018 Conference of the North American Chapter of the Association for Computational Linguistics: Human Language Technologies, Volume 2 (Short Papers)* (pp. 753–757).
- Gu, Y., Qian, Z., & Chen, F. (2016). From Twitter to detector: real-time traffic incident detection using social media data. *Transportation Research Part C-emerging Technologies*, 67, 321–342.
- Hakkani-Tür, D., Tür, G., Celikyilmaz, A., Chen, Y.-N., Gao, J., Deng, L., & Wang, Y.-Y. (2016). Multi-domain joint semantic frame parsing using bi-directional rnn-lstm. In *Interspeech* (pp. 715–719).
- Hashimoto, K., Xiong, C., Tsuruoka, Y., & Socher, R. (2017). A joint many-task model: Growing a neural network for multiple NLP tasks. In *Proceedings of the 2017 Conference on Empirical Methods in Natural Language Processing* (pp. 1923–1933). Copenhagen, Denmark: Association for Computational Linguistics. URL: <https://aclanthology.org/D17-1206>. doi:10.18653/v1/D17-1206.

- He, K., Gkioxari, G., Dollár, P., & Girshick, R. B. (2020). Mask R-CNN. *IEEE Transactions on Pattern Analysis and Machine Intelligence*, *42*, 386–397.
- Hochreiter, S., & Schmidhuber, J. (1997). Long Short-Term Memory. *Neural Computation*, *9*, 1735–1780.
- Kim, Y. (2014). Convolutional neural networks for sentence classification. In *Proceedings of the 2014 Conference on Empirical Methods in Natural Language Processing (EMNLP)* (pp. 1746–1751). Doha, Qatar: Association for Computational Linguistics. URL: <https://aclanthology.org/D14-1181>. doi:10.3115/v1/D14-1181.
- Kingma, D. P., & Ba, J. (2015). Adam: A Method for Stochastic Optimization. *CoRR*, *abs/1412.6980*.
- Korpusik, M., Liu, Z., & Glass, J. (2019). A Comparison of Deep Learning Methods for Language Understanding. *Proc. Interspeech 2019*, (pp. 849–853).
- Krizhevsky, A., Sutskever, I., & Hinton, G. E. (2012). Imagenet classification with deep convolutional neural networks. *Communications of the ACM*, *60*, 84 – 90.
- Kurata, G., Xiang, B., Zhou, B., & Yu, M. (2016). Leveraging Sentence-level Information with Encoder LSTM for Semantic Slot Filling. In *Proceedings of the 2016 Conference on Empirical Methods in Natural Language Processing* (pp. 2077–2083).
- Lample, G., Ballesteros, M., Subramanian, S., Kawakami, K., & Dyer, C. (2016). Neural architectures for named entity recognition. In *Proceedings of the 2016 Conference of the North American Chapter of the Association for Computational Linguistics: Human Language Technologies* (pp. 260–270). San Diego, California: Association for Computational Linguistics. URL: <https://aclanthology.org/N16-1030>. doi:10.18653/v1/N16-1030.
- Larson, S., Mahendran, A., Peper, J., Clarke, C., Lee, A., Hill, P., Kummerfeld, J. K., Leach, K., Laurenzano, M., Tang, L., & Mars, J. (2019). An Evalu-

- ation Dataset for Intent Classification and Out-of-Scope Prediction. *ArXiv*, *abs/1909.02027*.
- Li, C., Li, L., & Qi, J. (2018). A self-attentive model with gate mechanism for spoken language understanding. In *Proceedings of the 2018 Conference on Empirical Methods in Natural Language Processing* (pp. 3824–3833). Brussels, Belgium: Association for Computational Linguistics. URL: <https://aclanthology.org/D18-1417>. doi:10.18653/v1/D18-1417.
- Li, C., Sun, A., & Datta, A. (2012). Twevent: Segment-based event detection from tweets. In *Proceedings of the 21st ACM International Conference on Information and Knowledge Management CIKM '12* (p. 155–164). New York, NY, USA: Association for Computing Machinery. URL: <https://doi.org/10.1145/2396761.2396785>. doi:10.1145/2396761.2396785.
- Liu, B., & Lane, I. (2016). Attention-Based Recurrent Neural Network Models for Joint Intent Detection and Slot Filling. *Interspeech 2016*, (pp. 685–689).
- Liu, Y., Ott, M., Goyal, N., Du, J., Joshi, M., Chen, D., Levy, O., Lewis, M., Zettlemoyer, L., & Stoyanov, V. (2019). Roberta: A robustly optimized bert pretraining approach. *arXiv preprint arXiv:1907.11692*, (pp. 1–13).
- Lu, P., Bai, T., & Langlais, P. (2019). SC-LSTM: Learning task-specific representations in multi-task learning for sequence labeling. In *Proceedings of the 2019 Conference of the North American Chapter of the Association for Computational Linguistics: Human Language Technologies, Volume 1 (Long and Short Papers)* (pp. 2396–2406). Minneapolis, Minnesota: Association for Computational Linguistics. URL: <https://aclanthology.org/N19-1249>. doi:10.18653/v1/N19-1249.
- Michael, C., & Blason, J. (2014). The 100 most congested cities in Europe and North America. *The Guardian*, . URL: <https://www.theguardian.com/cities/gallery/2014/jul/07/most-congested-cities-europe-america-in-pictures-traffic-jams>.

- Mikolov, T., Chen, K., Corrado, G., & Dean, J. (2013). Efficient Estimation of Word Representations in Vector Space. In *1st International Conference on Learning Representations, ICLR 2013, Scottsdale, Arizona, USA, May 2-4, 2013, Workshop Track Proceedings*. URL: <http://arxiv.org/abs/1301.3781>.
- Miwa, M., & Bansal, M. (2016). End-to-End Relation Extraction using LSTMs on Sequences and Tree Structures. In *Proceedings of the 54th Annual Meeting of the Association for Computational Linguistics (Volume 1: Long Papers)* (pp. 1105–1116).
- Müller, M., Salathé, M., & Kummervold, P. E. (2020). Covid-twitter-bert: A natural language processing model to analyse Covid-19 content on twitter. *arXiv preprint arXiv:2005.07503*, (pp. 1–6).
- Naseem, U., Razzak, I., & Hameed, I. (2019). Deep Context-Aware Embedding for Abusive and Hate Speech detection on Twitter. *Aust. J. Intell. Inf. Process. Syst.*, 15, 69–76.
- Oostdijk, N., Reynaert, M., Hoste, V., & Schuurman, I. (2013). The Construction of a 500-Million-Word Reference Corpus of Contemporary Written Dutch. In *Essential Speech and Language Technology for Dutch*.
- Ordelman, R., Jong, F. D., Hessen, A. J. V., & Hondorp, G. (2007). TwNC: a Multifaceted Dutch News Corpus.
- Rashkin, H., Choi, E., Jang, J. Y., Volkova, S., & Choi, Y. (2017). Truth of varying shades: Analyzing language in fake news and political fact-checking. In *Proceedings of the 2017 Conference on Empirical Methods in Natural Language Processing* (pp. 2931–2937). Copenhagen, Denmark: Association for Computational Linguistics. URL: <https://aclanthology.org/D17-1317>. doi:10.18653/v1/D17-1317.
- Saeed, Z., Abbasi, R. A., Maqbool, O., Sadaf, A., Razzak, I., Daud, A., Aljohani, N. R., & Xu, G. (2019). What’s happening around the world? a survey

- and framework on event detection techniques on twitter. *Journal of Grid Computing*, 17(2), 279–312.
- Sakaki, T., Okazaki, M., & Matsuo, Y. (2010). Earthquake shakes twitter users: Real-time event detection by social sensors. In *Proceedings of the 19th International Conference on World Wide Web WWW '10* (p. 851–860). New York, NY, USA: Association for Computing Machinery. URL: <https://doi.org/10.1145/1772690.1772777>. doi:10.1145/1772690.1772777.
- Sakaki, T., Okazaki, M., & Matsuo, Y. (2012). Tweet analysis for real-time event detection and earthquake reporting system development. *IEEE Transactions on Knowledge and Data Engineering*, 25(4), 919–931.
- Salas, A., Georgakis, P., & Petalas, Y. G. (2017). Incident detection using data from social media. *2017 IEEE 20th International Conference on Intelligent Transportation Systems (ITSC)*, (pp. 751–755).
- Sayce, D. (2020). Twitter Usage Statistics. URL: <https://www.dsayce.com/social-media/tweets-day/>.
- Tom (2020). TomTom Traffic Index. *TomTom Traffic Index*, . URL: [https://www.tomtom.com/en\\_gb/traffic-index/ranking/](https://www.tomtom.com/en_gb/traffic-index/ranking/).
- Tulkens, S., Emmery, C., & Daelemans, W. (2016). Evaluating Unsupervised Dutch Word Embeddings as a Linguistic Resource. In N. C. C. Chair), K. Choukri, T. Declerck, M. Grobelnik, B. Maegaard, J. Mariani, A. Moreno, J. Odiijk, & S. Piperidis (Eds.), *Proceedings of the Tenth International Conference on Language Resources and Evaluation (LREC 2016)*. Paris, France: European Language Resources Association (ELRA).
- Vaswani, A., Shazeer, N., Parmar, N., Uszkoreit, J., Jones, L., Gomez, A. N., Kaiser, L. u., & Polosukhin, I. (2017). Attention is all you need. In I. Guyon, U. V. Luxburg, S. Bengio, H. Wallach, R. Fergus, S. Vishwanathan, & R. Garnett (Eds.), *Advances in Neural Information Processing Systems*. Curran As-

- sociates, Inc. volume 30. URL: <https://proceedings.neurips.cc/paper/2017/file/3f5ee243547dee91fbd053c1c4a845aa-Paper.pdf>.
- de Vries, W., van Cranenburgh, A., Bisazza, A., Caselli, T., van Noord, G., & Nissim, M. (2019). Bertje: A dutch bert model. *arXiv preprint arXiv:1912.09582*, (pp. 1–6).
- Vu, N. T. (2016). Sequential Convolutional Neural Networks for Slot Filling in Spoken Language Understanding. In *Proceedings of Interspeech 2016* (pp. 3250–3254).
- Wang, D., Al-Rubaie, A., Stincic, S., & Davies, J. (2017). Real-Time Traffic Event Detection From Social Media. *ACM Transactions on Internet Technology (TOIT)*, 18, 1 – 23.
- Wang, P.-S., Sun, C.-Y., Liu, Y., & Tong, X. (2018). Adaptive O-CNN: A Patch-Based Deep Representation of 3D Shapes. *ACM Trans. Graph.*, 37(6). URL: <https://doi.org/10.1145/3272127.3275050>. doi:10.1145/3272127.3275050.
- Weld, H., Huang, X., Long, S., Poon, J., & Han, S. C. (2021). A survey of joint intent detection and slot-filling models in natural language understanding. *arXiv preprint arXiv:2101.08091*, (pp. 1–32).
- Wongcharoen, S., & Senivongse, T. (2016). Twitter analysis of road traffic congestion severity estimation. *2016 13th International Joint Conference on Computer Science and Software Engineering (JCSSE)*, (pp. 1–6).
- Wu, Y., Schuster, M., Chen, Z., Le, Q. V., Norouzi, M., Macherey, W., Krikun, M., Cao, Y., Gao, Q., Macherey, K., Klingner, J., Shah, A., Johnson, M., Liu, X., Kaiser, L., Gouws, S., Kato, Y., Kudo, T., Kazawa, H., Stevens, K., Kurian, G., Patil, N., Wang, W., Young, C., Smith, J. R., Riesa, J., Rudnick, A., Vinyals, O., Corrado, G., Hughes, M., & Dean, J. (2016). Google’s Neural Machine Translation System: Bridging the Gap between Human and Machine Translation. *ArXiv*, *abs/1609.08144*.

- Xu, H., Liu, B., Shu, L., & Yu, P. S. (2018). Double embeddings and CNN-based sequence labeling for aspect extraction. In *Proceedings of the 56th Annual Meeting of the Association for Computational Linguistics (Volume 2: Short Papers)* (pp. 592–598). Melbourne, Australia: Association for Computational Linguistics. URL: <https://aclanthology.org/P18-2094>. doi:10.18653/v1/P18-2094.
- Yang, X., Bekoulis, G., & Deligiannis, N. (2020). imec-ETRO-VUB at W-NUT 2020 shared task-3: A multilabel BERT-based system for predicting COVID-19 events. In *Proceedings of the Sixth Workshop on Noisy User-generated Text (W-NUT 2020)* (pp. 505–513). Online: Association for Computational Linguistics. URL: <https://aclanthology.org/2020.wnut-1.77>. doi:10.18653/v1/2020.wnut-1.77.
- Zhang, C., Li, Y., Du, N., Fan, W., & Yu, P. (2019). Joint slot filling and intent detection via capsule neural networks. In *Proceedings of the 57th Annual Meeting of the Association for Computational Linguistics* (pp. 5259–5267). Florence, Italy: Association for Computational Linguistics. URL: <https://aclanthology.org/P19-1519>. doi:10.18653/v1/P19-1519.
- Zhang, J., Wang, Z., Zheng, Y., & Zhang, G. (2020). Cascade Convolutional Neural Network for Image Super-Resolution. *ArXiv, abs/2008.10329*.
- Zhang, X., & Wang, H. (2016). A joint model of intent determination and slot filling for spoken language understanding. In *Proceedings of the Twenty-Fifth International Joint Conference on Artificial Intelligence IJCAI'16* (p. 2993–2999). AAAI Press.
- Zhang, Z., He, Q., Gao, J., & Ni, M. (2018). A deep learning approach for detecting traffic accidents from social media data. *Transportation research part C: emerging technologies*, 86, 580–596.
- Zhao, L., & Feng, Z. (2018). Improving slot filling in spoken language understanding with joint pointer and attention. In *Proceedings of the 56th Annual*

*Meeting of the Association for Computational Linguistics (Volume 2: Short Papers)* (pp. 426–431).

Zhou, C., Sun, C., Liu, Z., & Lau, F. (2015). A C-LSTM Neural Network for Text Classification. *ArXiv*, *abs/1511.08630*.

Zhou, Q., Wen, L., Wang, X., Ma, L., & Wang, Y. (2016). A Hierarchical LSTM Model for Joint Tasks. In *Chinese Computational Linguistics and Natural Language Processing Based on Naturally Annotated Big Data* (pp. 324–335). Springer.

Zhu, S., & Yu, K. (2017). Encoder-decoder with focus-mechanism for sequence labelling based spoken language understanding. *2017 IEEE International Conference on Acoustics, Speech and Signal Processing (ICASSP)*, (pp. 5675–5679).

Zong, S., Baheti, A., Xu, W., & Ritter, A. (2020). Extracting COVID-19 Events from Twitter. *arXiv preprint arXiv:2006.02567*, (pp. 1–8).