

Improving Multilingual Translation by Representation and Gradient Regularization

Yilin Yang^{1,*}, Akiko Eriguchi², Alexandre Muzio²,
Prasad Tadepalli¹, Stefan Lee¹, Hany Hassan²

¹Oregon State University

²Microsoft

¹{yangyil, tadepall, leestef}@oregonstate.edu

²{akikoe, alferre, hanyh}@microsoft.com

Abstract

Multilingual Neural Machine Translation (NMT) enables one model to serve all translation directions, including ones that are unseen during training, i.e. zero-shot translation. Despite being theoretically attractive, current models often produce low quality translations – commonly failing to even produce outputs in the right target language. In this work, we observe that off-target translation is dominant even in strong multilingual systems, trained on massive multilingual corpora. To address this issue, we propose a joint approach to regularize NMT models at both representation-level and gradient-level. At the representation level, we leverage an auxiliary target language prediction task to regularize decoder outputs to retain information about the target language. At the gradient level, we leverage a small amount of direct data (in thousands of sentence pairs) to regularize model gradients. Our results demonstrate that our approach is highly effective in both reducing off-target translation occurrences and improving zero-shot translation performance by +5.59 and +10.38 BLEU on WMT and OPUS datasets respectively. Moreover, experiments show that our method also works well when the small amount of direct data is not available.¹

1 Introduction

With Neural Machine Translation becoming the state-of-the-art approach in bilingual machine translations (Bahdanau et al., 2015; Vaswani et al., 2017), Multilingual NMT systems have increasingly gained attention due to their deployment efficiency. One conceptually attractive advantage of Multilingual NMT (Johnson et al., 2017) is its capability to translate between multiple source and

WMT	Fr-De	De-Fr	Cs-De	De-Cs
Baseline	51.60%	39.80%	13.10%	20.50%
OPUS	Fr-De	De-Fr	Fr-Ru	Ru-Fr
Baseline	95.15%	93.70%	68.85%	91.20%

Table 1: Off-target translation percentages on WMT and OPUS Testsets.

target languages with only one model, where many directions² are trained in a zero-shot manner.

Despite its theoretical benefits, Multilingual NMT often suffers from *target language interference* (Johnson et al., 2017; Wang et al., 2020c). Specifically, Johnson et al. (2017) found that Multilingual NMT often improves performance compared to bilingual models in many-to-one setting (translating other languages into English), yet often hurts performance in one-to-many setting (translating English into other languages). Several other works (Wang et al., 2018; Arivazhagan et al., 2019; Tang et al., 2020) also confirm one-to-many translation to be more challenging than many-to-one. Another widely observed phenomenon is that the current multilingual system on zero-shot translations faces serious *off-target translation* issue (Gu et al., 2019; Zhang et al., 2020) where the generated target text is not in the intended language. For example, Table 1 shows the percentage of off-target translations appearing between high-resource languages. These issues exemplify the internal failure of multilingual systems to model different target languages. This paper focuses on reducing off-target translation, since it has the potential to improve the quality of zero-shot translation as well as general translation accuracy.

Previous work on reducing the off-target issue often resorts to back-translation (BT) techniques (Sennrich et al., 2015). Gu et al. (2019)

*Work done while interning at Microsoft.

¹Codes and rebuilt OPUS data at: https://github.com/yilinyang7/fairseq_multi_fix

²Most NMT dataset are English-centric, meaning that all training pairs include English either as source or target.

employs a pretrained NMT model to generate BT parallel data for all $O(N^2)$ English-free³ directions and trains the multilingual systems on both real and synthetic data. Zhang et al. (2020) instead fine-tune the pretrained multilingual system on BT data that are randomly generated online for all zero-shot directions. However, leveraging BT data for zero-shot directions has some weaknesses:

- The need for BT data grows quadratically with the number of languages involved, requiring significant time and computing resources to generate the synthetic data.
- Training the multilingual systems on noisy BT data would usually hurt the English-centric performance (Zhang et al., 2020).

In this work, we propose a joint representation-level and gradient-level regularization to directly address multilingual system’s limitation of modeling different target languages. At representation-level, we regulate the NMT decoder states by adding an auxiliary Target Language Prediction (TLP) loss, such that decoder outputs are retained with target language information. At gradient-level, we leverage a small amount of direct data (in thousands of sentence pairs) to project the model gradients for each target language (TGP for Target-Gradient-Projection). We evaluate our methods on two large scale datasets, one concatenated from previous WMT competitions with 10 languages, and the OPUS-100 from Zhang et al. (2020) with 95 languages. Our results demonstrate the effectiveness of our approaches in all language pairs, with an average +5.59 and +10.38 BLEU gain across zero-shot pairs, and 24.5% \rightarrow 0.9% and 65.8% \rightarrow 4.7% reduction to off-target rates on WMT-10 and OPUS-100 respectively. Moreover, we show the off-target translation not only appears in the zero-shot directions, but also exists in the English-centric pairs.

2 Approach

In this section, we will illustrate the baseline multilingual models and our proposed joint representation and gradient regularizations.

2.1 Baseline Multilingual NMT Model

Following Johnson et al. (2017), we concatenate all bilingual parallel corpora together to form the

³We denote translation directions that do not involve English as *English-free* directions.

training set of a multilingual system, with an artificial token appended to each source sequence to specify the target language.

Specifically, given a source sentence $\mathbf{x}^i = (x_1^i, x_2^i, \dots, x_{|\mathbf{x}^i|}^i)$ in language i and the parallel target sentence $\mathbf{y}^j = (y_1^j, y_2^j, \dots, y_{|\mathbf{y}^j|}^j)$ in language j , the multilingual model is trained with the following cross-entropy loss:

$$L_{\text{NMT}} = - \sum_{t=1}^{|\mathbf{y}^j|} \log P_{\theta}(y_t^j | \mathbf{x}^i, \langle j \rangle, y_{1..(t-1)}^j), \quad (1)$$

where $\langle j \rangle$ is the artificial token specifying the desired target language, and P_{θ} is parameterized using an encoder-decoder architecture based on a state-of-the-art Transformer backbone (Vaswani et al., 2017).

We then train the multilingual system on the concatenated parallel corpus of all available language pairs in both forward and backward directions, which is also referred to as a many-to-many multilingual system. To balance the training batches between high-resource and low-resource language pairs, we adopt a temperature-based sampling to up/down-sample bilingual data accordingly (Ariavazhagan et al., 2019). We set the temperature $\tau = 5$ for all of our experiments.

2.2 Representation-Level Regularization: Target Language Prediction (TLP)

As shown in Table 1, the current multilingual baseline faces serious off-target translation issue across the zero-shot directions. With the multilingual decoder generating tokens in a wrong language, its decoder states for different target languages are also mixed and not well separated, in spite of the input token $\langle j \rangle$. We thus introduce a representation-level regularization by adding an auxiliary Target Language Prediction (TLP) task to the standard NMT training.

Specifically, given the source sentence $\mathbf{x} = (x_1, x_2, \dots, x_{|\mathbf{x}|})$ and a desired target language $\langle j \rangle$, the model generates a sequence of decoder states $\mathbf{z} = (z_1, z_2, \dots, z_{|\hat{\mathbf{y}}|})$ ⁴. As the system feeds \mathbf{z} through a classifier and predicts tokens (in Equation 1), we feed \mathbf{z} through a LangID model to classify the desired target language $\langle j \rangle$. TLP is then optimized with the cross-entropy loss:

$$L_{\text{TLP}} = - \log M_{\theta}(\mathbf{z}, \langle j \rangle), \quad (2)$$

⁴ \mathbf{z} is of the same length as the system translation $\hat{\mathbf{y}}$.

Algorithm 1: Target-Gradient-Projection

Input : Involved language set \mathcal{L} ; Pre-trained model θ ; Training data $\mathcal{D}_{\text{train}}$; Oracle data $\mathcal{D}_{\text{oracle}}$; Update frequency n

- 1 Initialize step $t = 0$, $\theta_0 = \theta$
- 2 **while** *not converged* **do**
 - ▷ Update oracle data gradients
 - 3 **if** $t \pmod n = 0$ **then**
 - 4 **for** i in \mathcal{L} **do**
 - 5 $g_{\text{oracle}}^i = \sum_{\mathcal{B}^i \sim \mathcal{D}_{\text{oracle}}^i} \nabla_{\theta_t} L(\theta_t, \mathcal{B}^i)$
 - 6 **end**
 - 7 **end**
 - 8 Sample minibatches grouped by target language $\mathcal{B} = \{\mathcal{T}_i\}$
 - 9 **for** i in \mathcal{L} **do**
 - 10 $g_{\text{train}}^i = \nabla_{\theta_t} L(\theta_t, \mathcal{T}^i)$
 - 11 **if** $g_{\text{oracle}}^i \cdot g_{\text{train}}^i < 0$ **then**
 - 12 $g_{\text{train}}^i = g_{\text{train}}^i - \frac{g_{\text{train}}^i \cdot g_{\text{oracle}}^i}{\|g_{\text{oracle}}^i\|^2} g_{\text{oracle}}^i$
 - 13 **end**
 - 14 **end**
 - 15 Update $t \leftarrow t + 1$
 - 16 Update θ_t with gradient $\sum_i g_{\text{train}}^i$
 - 17 **end**

where the LangID model M_θ is parameterized as a 2-layer Transformer encoder with a LangID classifier on the top. TLP loss is then linearly combined with L_{NMT} with a coefficient α . Empirically, we found that any value from $\{0.1, 0.2, 0.3\}$ for α performs similarly well.

$$L = (1 - \alpha) \cdot L_{\text{NMT}} + \alpha \cdot L_{\text{TLP}}. \quad (3)$$

Implementation We implement the LangID model as a 2-layer Transformer encoder with input from the multilingual decoder states to classify the target language. We add to the decoder states a sinusoidal positional embedding for position information. We implement two common approaches to do classification: *CLS-Token* and *Meanpooling*. For *CLS-Token*, we employ a BERT-like (Devlin et al., 2018) CLS token and feed its topmost states to the classifier. For *Meanpooling*, we simply take the mean of all output states and feed it to the classifier. Their comparison is shown in Section 4.1.

2.3 Gradient-Level Regularization: Target-Gradient-Projection (TGP)

Although the TLP loss helps build more separable decoder states, it lacks reference signals to directly guide the system on how to model different target languages. Inspired by recent gradient-alignment-based methods (Wang et al., 2020a; Yu et al., 2020; Wang et al., 2020d, 2021), we propose Target-Gradient-Projection (TGP) to guide the model training with constructed oracle data, where we project the training gradient to not conflict with the oracle gradient.

Creation of oracle data Similar to Wang et al. (2020a, 2021), we build the oracle data from multilingual dev set, since the dev set is often available and is of a higher quality than the training set. More importantly, for some zero-shot pairs, we are able to include hundreds or thousands of parallel samples from the dev set. We construct the oracle data by concatenating all available dev sets and grouping them by the target language. For example, the oracle data for French would include every other language to French. The detailed construction of oracle data is specific to each dataset, and described in Section 3.4. The dev set often serves to select the best checkpoint for training, thus we split the dev set as 80% for oracle data and 20% for checkpoint selection.

Implementation Contrary to standard multilingual training, where a training batch consists of parallel data from different language pairs, we group the training data by the *target* language after the temperature-based sampling (Section 2.1). By doing so, we treat the multilingual system as a multi-task learner, and translations into different languages are regarded as different tasks. Similarly, we construct the oracle data individually for each target language, whose gradients would serve as guidance to the training gradients.

For each step, we obtain the training gradients g_{train}^i for target language i , and the gradients of the corresponding oracle data g_{oracle}^i . Whenever we observe a conflict between g_{train}^i and g_{oracle}^i , which is defined as a negative cosine similarity, we project g_{train}^i into the normal plane of g_{oracle}^i to de-conflict (Yu et al., 2020).

$$g_{\text{train}}^i = g_{\text{train}}^i - \frac{g_{\text{train}}^i \cdot g_{\text{oracle}}^i}{\|g_{\text{oracle}}^i\|^2} g_{\text{oracle}}^i. \quad (4)$$

The detailed algorithm is illustrated in Algorithm 1.

Code	#Test	#Dev	Overlap(%)
Tk	1852	1852	97.46%
Ig	1843	1843	96.31%
Li	2000	2000	87.75%
Yi	2000	2000	83.95%
Zu	2000	2000	83.45%

Table 2: The top-5 most overlapped dev and test set on OPUS-100, the overlapping rate is calculated as the percentage of dev set that appears in the test. The average overlapping rate between dev and test is 15.26% across all language pairs.

We train the multilingual system with NMT loss or NMT+TLP joint loss for 40k steps before starting the TGP training, since the gradients of oracle data are not stable when trained from scratch. We set the update frequency $n = 200$ for all our experiments. In our experiments, TGP is approximately 1.5x slower than the standard NMT training.

3 Experimental Setup

3.1 Datasets: WMT-10

Following Wang et al. (2020b), we collect parallel data from publicly available WMT campaigns⁵ to form an English-centric multilingual WMT-10 dataset, including English and 10 other languages: French (Fr), Czech (Cs), German (De), Finnish (Fi), Latvian (Lv), Estonian (Et), Romanian (Ro), Hindi (Hi), Turkish (Tr) and Gujarati (Gu). The size of bilingual datasets range from 0.08M to 10M, with five language pairs above 1M (Fr, Cs, De, Fi, Lv) and five language pairs below 1M (Et, Ro, Hi, Tr, Gu). We use the same dev and test set as Wang et al. (2020b). Since the WMT data does not include zero-shot dev or test set, we have created 1k multi-way aligned dev and test sets for all involved languages based on the WMT2019 test set. For evaluation, we picked 6 language pairs (12 translation directions) to examine zero-shot performance, including pairs of both high-resource languages (Fr-De and De-Cs), pairs of high- and low-resource languages (Ro-De and Et-Fr), and pairs of both low-resource languages (Et-Ro and Gu-Tr). The detailed dataset statistics can be found in Section A.1.

⁵<http://www.statmt.org/wmt19/translation-task.html>

3.2 Datasets: OPUS-100

To evaluate our approaches in the massive multilingual settings, we adopt the OPUS-100 corpus from Zhang et al. (2020)⁶. OPUS-100 is also an English-centric dataset consisting of parallel data between English and 100 other languages. We removed 5 languages (An, Dz, Hy, Mn, Yo) from OPUS, since they are not paired with a dev or test set. However, while constructing the oracle data from its multilingual dev set, we found that the dev and test sets of OPUS-100 are noticeably noisy since they are directly sampled from web-crawled OPUS collections⁷. As shown in Table 2, several dev sets have significant overlaps with their test sets. 15.26% of dev set samples appear in the test set on average across all language pairs. This is a significant flaw of the OPUS-100 (v1.0) that previous works have not noticed. To fix this, we rebuild the OPUS dataset as follows. Without significantly modifying the dataset, we add an additional step of de-duplicating both the training and dev sets against the test⁸, and moving data from training set to complement the dev set due to de-duplication. We additionally sampled 2k zero-shot dev set using OPUS sampling scripts⁹ to match the released 2k zero-shot test set. The detailed dataset statistics can be found in section¹⁰.

3.3 Training and Evaluation

For both WMT-10 and OPUS-100, we tokenize the dataset with the SentencePiece model (Kudo and Richardson, 2018) and form a shared vocabulary of 64k tokens. We employ the Transformer-Big setting (Vaswani et al., 2017) in all our experiments on the open-sourced Fairseq Implementation¹¹ (Ott et al., 2019). The model is optimized using Adam (Kingma and Ba, 2014) with a learning rate of 5×10^{-4} and 4000 warm-up steps. The multilingual model is trained on 8 V100 GPUs with a batch size of 4096 tokens and a gradient accumulation of 16 steps, which effectively simulates the training on 128 V100 GPUs. Our baseline model is trained with 50k steps, while it usually converges

⁶<https://opus.nlpl.eu/opus-100.php>

⁷<https://opus.nlpl.eu/>

⁸We keep the OPUS-100 test set as is to make a fair comparison against previous works, although there are also noticeable duplicates within the test set.

⁹<https://github.com/EdinburghNLP/opus-100-corpus>

¹⁰Our rebuilt OPUS dataset is released at https://github.com/yilinyang7/fairseq_multi_fix.

¹¹<https://github.com/pytorch/fairseq>

TLP	α	Avg. BLEU
Baseline	0	23.58
Meanpooling	0.1	23.85
	0.2	23.73
	0.3	23.93
CLS_Token	0.1	23.81
	0.2	23.76
	0.3	<i>Diverged</i>

Table 3: Comparing TLP approaches on WMT-10. BLEU is averaged across all English-centric directions.

TGP	Avg. BLEU
Baseline	23.58
Model-wise	24.35
Layer-wise	23.77
Matrix-wise	23.90

Table 4: Comparing TGP granularity on WMT-10. BLEU is averaged across all English-centric directions.

much earlier. For evaluation, we employ beam search decoding with a beam size of 5 and a length penalty of 1.0. The BLEU score is measured by the de-tokenized case-sensitive SacreBLEU¹² (Post, 2018).

In order to evaluate the off-target translations, we utilize off-the-shelf LangID model from FastText (Joulin et al., 2016) to detect the languages of translation outputs.

3.4 Construction of Oracle Data

On WMT-10, we use our human labelled multi-way dev set together with the original English-centric WMT dev set to construct the oracle data. On OPUS-100, we similarly combine the zero-shot dev set with original OPUS dev set for oracle data. On OPUS, we further merge oracle data that consists of only English-centric dev sets, since it empirically obtains similar performance while exhibiting noticeable speedups. The statistics of the constructed oracle data is shown in Section A.3.

4 Results

In this section, we will demonstrate the effectiveness of our approach on both WMT-10 and OPUS-100 datasets. The full results are documented separately in Tables 5, 6, and 7 for WMT-10, and Tables 8 and 9 for OPUS-100.

¹²BLEU+case.mixed+lang.src-tgt+numrefs.1+smooth.exp+tok.13a+version.1.4.14

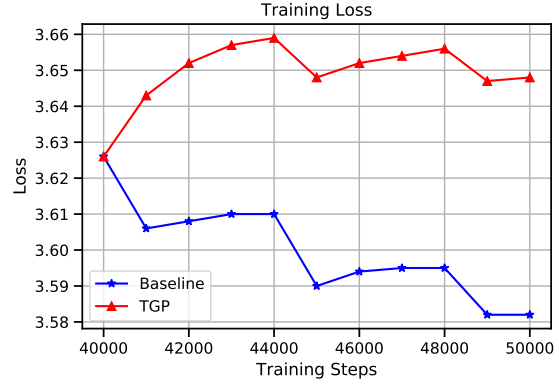


Figure 1: The training loss curve of TGP on WMT-10.

4.1 TLP Results

Hyper-parameter Tuning Table 3 shows the comparison between TLP implementations on the WMT-10 dev set. We observe that the Meanpooling approach for TLP is both more stable and delivers slightly better performance. In all the following experiments, we use the Meanpooling approach for TLP, with $\alpha = 0.3$ on WMT-10 and $\alpha = 0.1$ on OPUS-100.

Performance From Tables 5 and 6 (row 4 vs. row 2), we can see that TLP outperforms baselines in most En-X and X-En directions and all English-free directions as shown in Table 7 (row 4 vs. row 2). On average, TLP gains +0.4 BLEU on En-X, +0.28 BLEU on X-En and +2.12 BLEU on English-free directions. TLP also significantly reduces the off-target rate from 24.5% down to 6.0% (in Table 7). Meanwhile on OPUS-100, TLP performs similarly in English-centric directions (in Table 8) while yielding +0.77 BLEU improvement on English-free directions, together with a 65.8% \rightarrow 60.5% drop in off-target occurrences (in Table 9).

These results demonstrate that by adding an auxiliary TLP loss, multilingual models much better retain information about the target language, and moderately improved on English-free pairs.

4.2 TGP Results

Settings Similar to Yu et al. (2020); Wang et al. (2020d), the conflict detection and de-conflict projection of TGP training could be done with different granularities. We compare three options: (1) model-wise: flatten all parameters into one vector, and perform projection on the entire model; (2) layer-wise: perform individually for each layer of encoder and decoder; (3) matrix-wise: perform individually for each parameter matrix. From Table 4, we found operating on the model-level gives

	En → X	TLP	TGP	Fr	Cs	De	Fi	Lv	Et	Ro	Hi	Tr	Gu	Avg	Off-Tgts
1	Bilingual	-	-	36.3	22.3	40.2	15.2	16.5	15.0	23.0	12.2	13.3	7.9	20.19	1.00%
2	Baseline	-	-	32.7	19.8	38.4	14.2	17.4	19.9	25.5	13.7	16.3	11.6	20.95	1.06%
3	+ Finetune	-	-	21.2	13.0	24.4	10.4	12.1	14.6	23.4	11.6	10.5	17.4	15.86	0.86%
4	Ours (Baseline + ___)	✓	-	33.2	20.1	38.9	14.7	17.7	20.1	26.1	13.5	16.5	12.7	21.35	1.09%
5		-	✓	33.6	20.0	38.7	14.7	17.6	20.3	25.8	16.0	16.5	18.6	22.18	0.94%
6		✓	✓	33.1	20.0	38.7	15.2	17.5	20.4	26.4	14.8	16.3	18.5	22.09	0.98%
7		-	✓*	32.8	20.1	37.4	14.8	17.7	19.7	25.8	15.7	16.4	18.4	21.88	0.92%
8		✓	✓*	33.0	20.2	37.8	15.1	17.7	20.2	26.3	14.6	16.5	19.4	22.08	0.97%

Table 5: BLEU scores of English → 10 languages translation on WMT-10. ✓* denotes TGP training in a zero-shot manner for all evaluated English-free pairs. “Off-Tgts” column reports the average off-target rates from FastText LangID model, while the off-target rate on the references is 0.81%.

	X → En	TLP	TGP	Fr	Cs	De	Fi	Lv	Et	Ro	Hi	Tr	Gu	Avg	Off-Tgts
1	Bilingual	-	-	36.2	28.5	40.2	19.2	17.5	19.7	29.8	14.1	15.1	9.3	22.96	0.30%
2	Baseline	-	-	34.0	28.2	39.1	19.9	19.5	24.8	34.6	21.9	22.4	17.8	26.22	0.23%
3	+ Finetune	-	-	24.7	22.3	30.1	16.9	16.2	21.1	39.4	17.7	17.6	17.0	22.30	0.13%
4	Ours (Baseline + ___)	✓	-	35.0	28.7	39.5	20.4	20.2	25.5	34.6	21.4	22.3	17.4	26.50	0.20%
5		-	✓	34.5	29.1	40.0	20.8	20.1	26.3	39.5	23.4	22.8	19.5	27.60	0.20%
6		✓	✓	34.2	29.4	39.5	21.3	20.3	26.0	40.4	24.1	23.0	19.8	27.80	0.19%
7		-	✓*	33.9	28.7	38.8	21.0	20.0	26.4	39.5	24.0	22.6	19.2	27.41	0.15%
8		✓	✓*	34.4	28.8	39.6	21.3	20.5	26.8	40.6	24.2	22.9	20.8	27.99	0.20%

Table 6: BLEU scores of 10 languages → English translation on WMT-10. ✓* denotes TGP training in a zero-shot manner for all evaluated English-free pairs. “Off-Tgts” column reports the average off-target rates from FastText LangID model, while the off-target rate on the references is 0.12%.

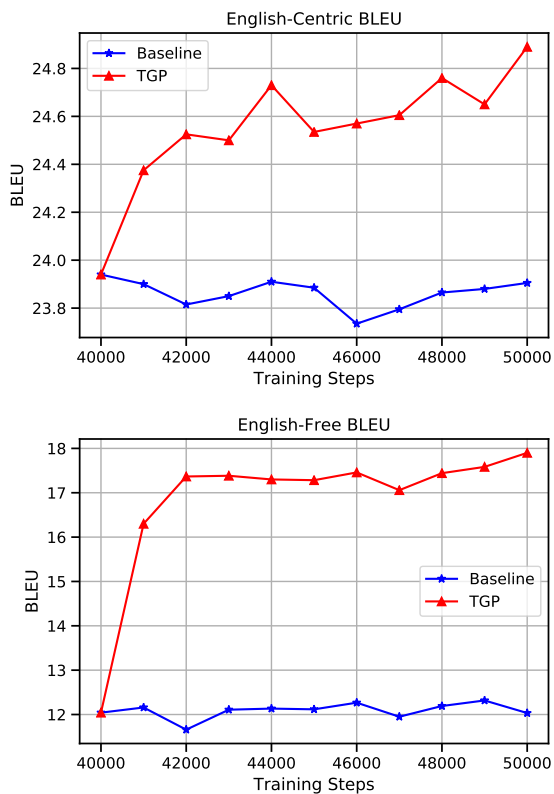


Figure 2: The test BLEU curves of TGP on WMT-10.

the best performance, and as a result all our TGP experiments are done on the model-level. We then perform TGP training for 10k steps on the 40k-step pretrained model.

Performance In Tables 5, 6 and 7 (row 5 vs. 2), TGP gains significant improvements on all directions of WMT-10: averaging +1.23 BLEU on En-X, +1.38 BLEU on X-En and +5.57 BLEU on English-free directions, while also reducing the off-target rates from 24.5% down to only 0.9%. Similar gains could also be found on OPUS-100 (in Tables 8 and 9): +3.65 BLEU on En-X, +1.32 BLEU on X-En and +10.63 BLEU on English-free, and a whopping 65.8% → 4.8% reduction to off-target occurrences. These results demonstrate the overwhelming effectiveness of TGP on all translation tasks as well as on reducing off-target cases.

Learning curves Figures 1 and 2 illustrate the learning curves of TGP on WMT-10. Different from the baseline curves, TGP observes a slight *increase* in training loss, which shows TGP as a regularizer prevents the model from overfitting to the training set. Meanwhile, a steady increase on both English-centric and English-free test BLEU

	En-Free	TLP	TGP	Fr-De		De-Cs		Ro-De		Et-Fr		Et-Ro		Gu-Tr		BLEU	Off-Tgt
				←	→	←	→	←	→	←	→	←	→	←	→	Avg	Avg (%)
1	Pivoting	-	-	24.9	19.3	19.4	18.9	19.1	18.8	16.2	20.9	16.4	16.8	5.2	6.4	16.86	1.1%
2	Baseline	-	-	18.5	12.8	15.8	13.6	17.5	16.0	10.3	13.7	12.5	14.4	0.9	1.9	12.33	24.5%
3	+ Finetune	-	-	17.9	15.1	14.6	13.1	18.7	14.6	12.3	16.4	12.6	17.0	8.1	7.0	13.95	0.7%
4	Ours (Baseline + _)	✓	-	21.4	15.7	17.8	15.8	18.1	17.0	14.1	17.3	14.0	15.5	3.0	3.8	14.45	6.0%
5		-	✓	25.4	19.4	20.0	18.7	22.7	19.6	16.5	22.4	17.0	20.2	6.2	6.7	17.90	0.9%
6		✓	✓	25.2	19.7	19.7	18.9	23.0	19.8	16.1	21.4	16.7	20.8	6.4	7.3	17.92	0.9%
7		-	✓*	24.5	18.5	18.8	18.2	21.8	18.2	16.6	20.9	16.1	19.5	5.6	6.9	17.13	2.0%
8		✓	✓*	24.2	18.3	20.0	18.3	22.3	19.5	15.9	21.5	16.1	20.1	5.6	7.1	17.41	2.1%

Table 7: BLEU scores of English-free translations on WMT-10. ✓* denotes TGP training in a zero-shot manner for all evaluated English-free pairs. As a reference, the average off-target rate reported by FastText LangID model is 0.68% on the references.

	English-Centric	TLP	TGP	X → English				English → X			
				High	Med	Low	All	High	Med	Low	All
1	Zhang et al. (2020) (24L)	-	-	30.29	32.58	31.90	31.36	23.69	25.61	22.24	23.96
2	Baseline	-	-	30.27	33.50	31.94	31.61	23.64	29.13	29.38	26.56
3	+ Finetune	-	-	19.85	29.93	36.49	26.57	15.45	23.84	30.05	21.21
4	Ours (Baseline + _)	✓	-	30.31	33.17	33.06	31.78	23.71	29.11	29.24	26.55
5		-	✓	30.17	38.21	42.23	35.26	23.51	30.61	33.60	27.88
6		✓	✓	29.96	38.32	41.94	35.13	23.35	30.23	33.63	27.69
7		-	✓*	30.07	38.28	42.25	35.24	23.53	30.53	33.97	27.95
8		✓	✓*	29.83	38.50	42.51	35.24	23.30	30.28	33.43	27.64

Table 8: Average test BLEU for High/Medium/Low-resource language pairs on OPUS-100 dataset. All denotes the average BLEU for all language pairs. ✓* denotes TGP training in a zero-shot manner for all evaluated English-free pairs.

demonstrates the effectiveness of TGP training.

Finetuning on oracle data Suggested by Wang et al. (2021), we explore another baseline usage of oracle data: direct finetuning. For finetuning, we concatenate all oracle data from different target languages together. With the same settings as TGP (finetuning for 10k steps on the 40k-step baseline), we also observe a noticeable improvement on English-free directions: an average of +1.62 BLEU on WMT-10 and +8.17 BLEU on OPUS-100, with the most reduction on the off-target occurrences (row 3 of Tables 7 and 9). However in comparison to TGP, directly finetuning on oracle data lacks the step of separately modeling for different target languages and the crucial step of de-conflicting, thus it hurts the English-centric (En-X and X-En) directions while also lagging as much as -3.95 BLEU on English-free pairs (Table 7, row 3 vs. 5).

4.3 TGP in a Zero-Shot Setting

Although TGP and Finetuning obtain significant reductions on off-target cases, they both assume some amount of direct parallel data on English-free pairs, while in reality, such direct parallel data may not exist in extreme low-resource scenario. To simulate a zero-shot setting, we build a new oracle dataset that explicitly excludes parallel data of all evaluated English-free pairs.¹³ In this setting, all evaluation pairs are trained in a strict zero-shot manner to test the system’s generalization ability.

Performance In Tables 5, 6, 7 row 7 with ✓*, TGP in a zero-shot manner slightly lags behind TGP with full oracle data, while still gaining significant improvement compared to the baseline. On average, we observe a gain of +0.93 BLEU on En-X, +1.19 BLEU on X-En and +4.8 on English-free compared to baseline (row 7 vs. 2), and a slight

¹³We exclude the parallel data of 6 evaluation pairs from oracle data while keeping the others. More details in Section A.3.

	En-Free	TLP	TGP	De-Fr		Ru-Fr		Nl-De		Zh-Ru		Zh-Ar		Nl-Ar		BLEU Avg	Off-Tgt Avg (%)
				←	→	←	→	←	→	←	→	←	→	←	→		
1	Pivoting	-	-	18.5	21.5	21.0	26.7	21.7	19.7	13.6	20.2	14.9	17.8	16.6	5.7	18.16	4.2%
2	Baseline	-	-	3.5	2.9	7.2	4.0	4.9	4.8	4.5	11.0	2.8	11.1	1.5	2.6	5.07	65.8%
3	+ Finetune	-	-	13.1	14.9	15.9	17.3	16.0	14.4	12.8	14.8	15.2	12.9	8.5	3.1	13.24	3.7%
4	Ours (Baseline + ___)	✓	-	3.9	3.3	8.0	6.4	6.1	5.0	7.7	10.6	3.2	11.2	1.3	3.4	5.84	60.5%
5		-	✓	16.1	18.2	18.6	21.1	19.1	18.5	13.9	16.2	15.0	14.4	12.3	5.0	15.70	4.8%
6		✓	✓	16.4	17.7	18.3	21.0	19.0	18.3	12.7	16.2	14.2	14.4	12.2	5.0	15.45	4.7%
7		-	✓*	4.2	12.2	12.8	20.9	10.0	5.9	11.5	13.5	12.8	12.6	11.8	4.5	11.06	31.1%
8		✓	✓*	6.6	14.2	16.7	21.4	16.2	8.6	12.9	14.2	14.7	12.6	11.8	4.6	12.88	16.9%

Table 9: BLEU scores of English-free translations on OPUS-100. ✓* denotes TGP training in a zero-shot manner for all evaluated English-free pairs. As a reference, the average off-target rate reported by FastText LangID model is 4.85% on the references.

decrease of -0.3 BLEU on En-X, -0.19 BLEU on X-En and -0.77 BLEU on English-free compared to TGP with full oracle set (row 7 vs. 5). Meanwhile on OPUS-100 (in Tables 8,9), we also observe a consistent gain against the baseline (row 7 vs. 2), but a noticeable -4.64 BLEU drop on English-free pairs against TGP with full oracle data (row 7 vs. 5). The performance drop (zero-shot vs. full data) illustrates that thousands of parallel samples¹⁴ could greatly help TGP on zero-shot translations, and we suspect the drop of only -0.77 BLEU on WMT-10 is due to the multi-way nature of our WMT oracle data. Meanwhile, TGP in a zero-shot setting is still shown to greatly improve translation performance and significantly reduces off-target occurrences (24.5% → 2.0% on WMT and 65.8% → 31.1% on OPUS).

4.4 Joint TLP+TGP

TLP models could be seamlessly adopted in TGP training, by replacing the original NMT loss with a joint NMT+TLP loss. Comparing the joint TLP+TGP approach to TGP-only (row 6 vs. 5 in Tables 5-9), we observe no significant differences in the full oracle data scenario (changes within ± 0.3 BLEU). However in zero-shot setting, the joint TLP+TGP approach noticeably outperforms TGP-only by +1.82 BLEU on average in English-free pairs (Table 9, row 8 vs. 7). Given TLP alone is only able to gain +0.77 BLEU (row 4 vs. 2), it hints TLP and TGP to have a *synergy* effect in the extremely low resource scenario.

5 Discussions on Off-Target Translations

In this section, we will discuss the off-target translation in the English-centric directions and its rela-

¹⁴In our case, we obtain 1k for WMT and 2k for OPUS.

Token Off-Tgt	En→X	X→En	En-Free
Reference	0.10%	0.02%	0.73%
Baseline	0.08%	0.02%	0.16%
+TLP	0.08%	0.02%	0.09%
+TGP	0.08%	0.02%	0.07%

Table 10: Token-level off-target rates on WMT-10 quantified by whether appearing in the training set.

tionship with token-level off-targets.

5.1 Off-Targets on English-Centric Pairs

Previous literature only studies the off-target translations in the zero-shot directions. However, we show in Tables 5 and 6 that off-target translation also occurs in the English-centric directions (although to a smaller scale). Since we are using an imperfect LangID model, we quantify its error margin as the off-target rates reported on the references¹⁵. We could then observe that the baseline model is producing 0.25% and 0.18% more off-target translations than the references in En-X and X-En directions respectively, which are also reduced by our proposed TLP and TGP approaches.

5.2 Token-Level Off-Targets

Given a sentence-level LangID model, we are also curious about how it represents errors at the token level. We attempt to simply quantify the token-level off-target rates by checking whether each token appears in the training data. Surprisingly, results in Table 10 show that all systems contain lower token-level off-targets than the references. We hypothesize that it is attributed to two main reasons: 1) training set also contains noisy off-target

¹⁵We assume the WMT references are always in-target, since they are collected from human translators.

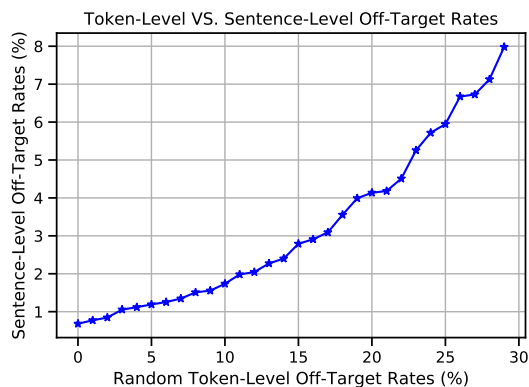


Figure 3: Relationship between the random token-level probability p and the reported sentence-level off-target rates. Token-level off-targets are introduced by replacing the in-target token to a random off-target token with a probability p . Analysis done on the WMT-10 English-free references.

tokens. 2) there are domain/vocabulary mismatches between training and test set, especially for the English-free pairs.

In order to test the robustness of the FastText LangID model as well as to relate our reported sentence-level scores to the token-level, we randomly introduced off-target tokens to the references and observed the sentence-level scores. Specifically, we replaced the in-target token to a random off-target one with a probability p . Figure 3 shows a near exponential curve between the sentence-level scores and probability p . We could also observe that the sentence-level LangID model is somewhat robust to token-level off-target noises, e.g. it reports around 4% off-target rates given 20% of the tokens are replaced with off-target ones.

6 Related Work

Multilingual NMT Multilingual NMT aims to train one model to serve all language pairs (Ha et al., 2016; Firat et al., 2016; Johnson et al., 2017). Several subsequent works explored various parameter sharing strategies to mitigate the representation bottleneck (Blackwood et al., 2018; Platanios et al., 2018; Sachan and Neubig, 2018; Sen et al., 2019). Meanwhile, there are also notorious cases of off-target translation especially in English-Free pairs. Previous works either resort to back-translation techniques to generate synthetic English-Free data (Gu et al., 2019; Zhang et al., 2020), or to model-level changes to the encoder-decoder alignments (Arivazhagan et al., 2019; Liu et al., 2020). In contrast, we propose a joint representation and gradient regularization approach

to reduce off-target translations and significantly improve performance across all language pairs.

Multi-Task Learning for NMT Multi-task learning (MTL) is a widely used technique to share model parameters and improve generalization (Ruder, 2017). For NMT, previous works have leveraged MTL to inject linguistic knowledge or leveraged monolingual data (Eriguchi et al., 2017; Niehues and Cho, 2017; Kiperwasser and Ballesteros, 2018; Wang et al., 2020b). Our work leverages an auxiliary TLP loss to help learn more separable model states for different target languages.

Optimization Learning Previous works have studied the optimization challenges in multi-task training (Hessel et al., 2019; Schaul et al., 2019), where Yu et al. (2020) proposed to resolve gradient conflicts between different tasks. Meanwhile for NMT, Wang et al. (2021, 2020a) proposed to mask out or assign different weights to training samples based on the gradient alignments with validation set. Yu et al. (2020) proposed to resolve the pair-wise gradient conflicts between translation directions. In contrast, we propose TGP to guide the training process by projecting training gradients according to the oracle gradients.

7 Conclusions

In this work, we aimed to reduce the off-target translations with our proposed joint representation (TLP) and gradient (TGP) regularization to guide the internal modeling of target languages. Our results showed both approaches to be highly effective at improving translation quality and to a large extent reduced the off-target occurrences. As a future direction, we will investigate off-target translations during decoding time (Yang et al., 2018, 2020).

Acknowledgements

The authors thank the anonymous reviewers for their insightful and helpful comments.

References

Naveen Arivazhagan, Ankur Bapna, Orhan Firat, Dmitry Lepikhin, Melvin Johnson, Maxim Krikun, Mia Xu Chen, Yuan Cao, George Foster, Colin Cherry, et al. 2019. Massively multilingual neural machine translation in the wild: Findings and challenges. *arXiv preprint arXiv:1907.05019*.

- Dzmitry Bahdanau, Kyunghyun Cho, and Yoshua Bengio. 2015. Neural machine translation by jointly learning to align and translate. *ICLR*.
- Graeme Blackwood, Miguel Ballesteros, and Todd Ward. 2018. Multilingual neural machine translation with task-specific attention. *arXiv preprint arXiv:1806.03280*.
- Jacob Devlin, Ming-Wei Chang, Kenton Lee, and Kristina Toutanova. 2018. Bert: Pre-training of deep bidirectional transformers for language understanding. *arXiv preprint arXiv:1810.04805*.
- Akiko Eriguchi, Yoshimasa Tsuruoka, and Kyunghyun Cho. 2017. Learning to parse and translate improves neural machine translation. *arXiv preprint arXiv:1702.03525*.
- Orhan Firat, Kyunghyun Cho, and Yoshua Bengio. 2016. Multi-way, multilingual neural machine translation with a shared attention mechanism. *arXiv preprint arXiv:1601.01073*.
- Jiatao Gu, Yong Wang, Kyunghyun Cho, and Victor OK Li. 2019. Improved zero-shot neural machine translation via ignoring spurious correlations. *arXiv preprint arXiv:1906.01181*.
- Thanh-Le Ha, Jan Niehues, and Alexander Waibel. 2016. Toward multilingual neural machine translation with universal encoder and decoder. *arXiv preprint arXiv:1611.04798*.
- Matteo Hessel, Hubert Soyer, Lasse Espeholt, Wojciech Czarnecki, Simon Schmitt, and Hado van Hasselt. 2019. Multi-task deep reinforcement learning with popart. In *Proceedings of the AAAI Conference on Artificial Intelligence*, volume 33, pages 3796–3803.
- Melvin Johnson, Mike Schuster, Quoc V Le, Maxim Krikun, Yonghui Wu, Zhifeng Chen, Nikhil Thorat, Fernanda Viégas, Martin Wattenberg, Greg Corrado, et al. 2017. Google’s multilingual neural machine translation system: Enabling zero-shot translation. *Transactions of the Association for Computational Linguistics*, 5:339–351.
- Armand Joulin, Edouard Grave, Piotr Bojanowski, Matthijs Douze, Herve Jégou, and Tomas Mikolov. 2016. Fasttext.zip: Compressing text classification models. *arXiv preprint arXiv:1612.03651*.
- Diederik P Kingma and Jimmy Ba. 2014. Adam: A method for stochastic optimization. *arXiv preprint arXiv:1412.6980*.
- Eliyahu Kiperwasser and Miguel Ballesteros. 2018. Scheduled multi-task learning: From syntax to translation. *Transactions of the Association for Computational Linguistics*, 6:225–240.
- Taku Kudo and John Richardson. 2018. Sentencepiece: A simple and language independent subword tokenizer and detokenizer for neural text processing. *arXiv preprint arXiv:1808.06226*.
- Danni Liu, Jan Niehues, James Cross, Francisco Guzmán, and Xian Li. 2020. Improving zero-shot translation by disentangling positional information. *arXiv preprint arXiv:2012.15127*.
- Jan Niehues and Eunah Cho. 2017. Exploiting linguistic resources for neural machine translation using multi-task learning. *arXiv preprint arXiv:1708.00993*.
- Myle Ott, Sergey Edunov, Alexei Baevski, Angela Fan, Sam Gross, Nathan Ng, David Grangier, and Michael Auli. 2019. fairseq: A fast, extensible toolkit for sequence modeling. In *Proceedings of NAACL-HLT 2019: Demonstrations*.
- Emmanouil Antonios Platanios, Mrinmaya Sachan, Graham Neubig, and Tom Mitchell. 2018. Contextual parameter generation for universal neural machine translation. *arXiv preprint arXiv:1808.08493*.
- Matt Post. 2018. A call for clarity in reporting bleu scores. *arXiv preprint arXiv:1804.08771*.
- Sebastian Ruder. 2017. An overview of multi-task learning in deep neural networks. *arXiv preprint arXiv:1706.05098*.
- Devendra Singh Sachan and Graham Neubig. 2018. Parameter sharing methods for multilingual self-attentional translation models. *arXiv preprint arXiv:1809.00252*.
- Tom Schaul, Diana Borsa, Joseph Modayil, and Razvan Pascanu. 2019. Ray interference: a source of plateaus in deep reinforcement learning. *arXiv preprint arXiv:1904.11455*.
- Sukanta Sen, Kamal Kumar Gupta, Asif Ekbal, and Pushpak Bhattacharyya. 2019. Multilingual unsupervised nmt using shared encoder and language-specific decoders. In *Proceedings of the 57th Annual Meeting of the Association for Computational Linguistics*, pages 3083–3089.
- Rico Sennrich, Barry Haddow, and Alexandra Birch. 2015. Improving neural machine translation models with monolingual data. *arXiv preprint arXiv:1511.06709*.
- Yuqing Tang, Chau Tran, Xian Li, Peng-Jen Chen, Naman Goyal, Vishrav Chaudhary, Jiatao Gu, and Angela Fan. 2020. Multilingual translation with extensible multilingual pretraining and finetuning. *arXiv preprint arXiv:2008.00401*.
- Ashish Vaswani, Noam Shazeer, Niki Parmar, Jakob Uszkoreit, Llion Jones, Aidan N Gomez, Lukasz Kaiser, and Illia Polosukhin. 2017. Attention is all you need. *arXiv preprint arXiv:1706.03762*.
- Xinyi Wang, Ankur Bapna, Melvin Johnson, and Orhan Firat. 2021. Gradient-guided loss masking for neural machine translation. *arXiv preprint arXiv:2102.13549*.

- Xinyi Wang, Yulia Tsvetkov, and Graham Neubig. 2020a. Balancing training for multilingual neural machine translation. *arXiv preprint arXiv:2004.06748*.
- Yining Wang, Jiajun Zhang, Feifei Zhai, Jingfang Xu, and Chengqing Zong. 2018. Three strategies to improve one-to-many multilingual translation. In *Proceedings of the 2018 Conference on Empirical Methods in Natural Language Processing*, pages 2955–2960.
- Yiren Wang, ChengXiang Zhai, and Hany Hassan Awadalla. 2020b. Multi-task learning for multilingual neural machine translation. *arXiv preprint arXiv:2010.02523*.
- Zirui Wang, Zachary C Lipton, and Yulia Tsvetkov. 2020c. On negative interference in multilingual language models. In *EMNLP*, pages 4438–4450.
- Zirui Wang, Yulia Tsvetkov, Orhan Firat, and Yuan Cao. 2020d. Gradient vaccine: Investigating and improving multi-task optimization in massively multilingual models. *arXiv preprint arXiv:2010.05874*.
- Yilin Yang, Liang Huang, and Mingbo Ma. 2018. Breaking the beam search curse: A study of (re-)scoring methods and stopping criteria for neural machine translation. *arXiv preprint arXiv:1808.09582*.
- Yilin Yang, Longyue Wang, Shuming Shi, Prasad Tadepalli, Stefan Lee, and Zhaopeng Tu. 2020. On the sub-layer functionalities of transformer decoder. *arXiv preprint arXiv:2010.02648*.
- Tianhe Yu, Saurabh Kumar, Abhishek Gupta, Sergey Levine, Karol Hausman, and Chelsea Finn. 2020. Gradient surgery for multi-task learning. *arXiv preprint arXiv:2001.06782*.
- Biao Zhang, Philip Williams, Ivan Titov, and Rico Sennrich. 2020. Improving massively multilingual neural machine translation and zero-shot translation. *arXiv preprint arXiv:2004.11867*.

A Appendix

A.1 WMT-10 Data

We concatenate all resources except WikiTitles from WMT2019. For Fr and Cs, we randomly sample 10M sentence pairs from the full corpus. The detailed statistics of bitext data can be found in Table 11. We randomly sample 1,000 sentence pairs from each individual validation set and concatenate them to construct a multilingual validation set.

A.2 OPUS-100 Dataset

After de-duplicating both training and dev set against the test set, the statistics of OPUS-100 dataset is shown in Table 12.

A.3 Statistics of the Oracle Data

We concatenated all available parallel dev set individually for each target language. Tables 13 and 14 illustrate the statistics of our oracle data, before and after excluding the parallel English-free data of 6 evaluation pairs.

Code	Language	#Train	Dev	Test
Fr	French	10M	Newstest13	Newstest15
Cs	Czech	10M	Newstest16	Newstest18
De	German	4.6M	Newstest16	Newstest18
Fi	Finnish	4.8M	Newstest16	Newstest18
Lv	Latvian	1.4M	Newsdev17	Newstest17
Et	Estonian	0.7M	Newsdev18	Newstest18
Ro	Romanian	0.5M	Newsdev16	Newstest16
Hi	Hindi	0.26M	Newsdev14	Newstest14
Tr	Turkish	0.18M	Newstest16	Newstest18
Gu	Gujarati	0.08M	Newsdev19	Newstest19

Table 11: Statistics of the WMT-10 dataset.

Code	Language	Train	Dev	Test	Code	Language	Train	Dev	Test
af	Afrikaans	275451	2000	2000	lv	Latvian	999976	2000	2000
am	Amharic	88979	2000	2000	mg	Malagasy	590759	2000	2000
ar	Arabic	999988	2000	2000	mk	Macedonian	999955	2000	2000
as	Assamese	138277	2000	2000	ml	Malayalam	822709	2000	2000
az	Azerbaijani	262060	2000	2000	mr	Marathi	26904	2000	2000
be	Belarusian	67183	2000	2000	ms	Malay	999973	2000	2000
bg	Bulgarian	999983	2000	2000	mt	Maltese	999941	2000	2000
bn	Bengali	999990	2000	2000	my	Burmese	23202	2000	2000
br	Breton	153283	2000	2000	nb	Norwegian Bokmål	142658	2000	2000
bs	Bosnian	999991	2000	2000	ne	Nepali	405723	2000	2000
ca	Catalan	999983	2000	2000	nl	Dutch	999984	2000	2000
cs	Czech	999988	2000	2000	nn	Norwegian Nynorsk	485547	2000	2000
cy	Welsh	289007	2000	2000	no	Norwegian	999977	2000	2000
da	Danish	999991	2000	2000	oc	Occitan	34886	2000	2000
de	German	999993	2000	2000	or	Oriya	14027	1317	1318
el	Greek	999982	2000	2000	pa	Punjabi	106351	2000	2000
eo	Esperanto	337074	2000	2000	pl	Polish	999991	2000	2000
es	Spanish	999996	2000	2000	ps	Pashto	77765	2000	2000
et	Estonian	999993	2000	2000	pt	Portuguese	999991	2000	2000
eu	Basque	999991	2000	2000	ro	Romanian	999986	2000	2000
fa	Persian	999990	2000	2000	ru	Russian	999982	2000	2000
fi	Finnish	999993	2000	2000	rw	Kinyarwanda	173028	2000	2000
fr	French	999997	2000	2000	se	Northern Sami	35207	2000	2000
fy	Western Frisian	53381	2000	2000	sh	Serbo-Croatian	267159	2000	2000
ga	Irish	289339	2000	2000	si	Sinhala	979052	2000	2000
gd	Gaelic	15689	1605	1606	sk	Slovak	999978	2000	2000
gl	Galician	515318	2000	2000	sl	Slovenian	999987	2000	2000
gu	Gujarati	317723	2000	2000	sq	Albanian	999971	2000	2000
ha	Hausa	97980	2000	2000	sr	Serbian	999988	2000	2000
he	Hebrew	999973	2000	2000	sv	Swedish	999972	2000	2000
hi	Hindi	534192	2000	2000	ta	Tamil	226495	2000	2000
hr	Croatian	999991	2000	2000	te	Telugu	63657	2000	2000
hu	Hungarian	999982	2000	2000	tg	Tajik	193744	2000	2000
id	Indonesian	999976	2000	2000	th	Thai	999972	2000	2000
ig	Igbo	16640	1843	1843	tk	Turkmen	11305	1852	1852
is	Icelandic	999980	2000	2000	tr	Turkish	999959	2000	2000
it	Italian	999988	2000	2000	tt	Tatar	100779	2000	2000
ja	Japanese	999986	2000	2000	ug	Uighur	72160	2000	2000
ka	Georgian	377259	2000	2000	uk	Ukrainian	999963	2000	2000
kk	Kazakh	79132	2000	2000	ur	Urdu	753753	2000	2000
km	Central Khmer	110924	2000	2000	uz	Uzbek	172885	2000	2000
kn	Kannada	14303	917	918	vi	Vietnamese	999960	2000	2000
ko	Korean	999989	2000	2000	wa	Walloon	103329	2000	2000
ku	Kurdish	143823	2000	2000	xh	Xhosa	439612	2000	2000
ky	Kyrgyz	25991	2000	2000	yi	Yiddish	13331	2000	2000
li	Limburgan	23780	2000	2000	zh	Chinese	1000000	2000	2000
lt	Lithuanian	999973	2000	2000	zu	Zulu	36947	2000	2000

Table 12: Statistics of the OPUS-100 dataset after de-duplicating against the test set.

Language	#Oracle	#Oracle*
En	15976	15976
Fr	8776	7180
Cs	8776	7978
De	8776	6383
Fi	8776	8776
Lv	8776	8776
Et	8776	7180
Ro	8776	7180
Hi	8776	8776
Tr	8776	7978
Gu	8776	7978

Table 13: Statistics of the constructed oracle data on WMT-10. Oracle* denotes after excluding the direct data of all evaluated language pairs. Language ranked by the available bilingual resources.

Language	#Oracle	#Oracle*
Ar	9600	6400
De	9600	6400
En	148427	148427
Fr	9600	6400
Gd	1284	1284
Ig	1474	1474
Kn	733	733
Nl	9600	6400
Or	1053	1053
Ru	9600	6400
Tk	1481	1481
Zh	9600	6400
Others	1600	1600

Table 14: Statistics of the constructed oracle data on OPUS-100. Oracle* denotes after excluding the direct data of all evaluated language pairs. Language ranked alphabetically. “Others” includes all other 83 languages.