

SanitAIs: Unsupervised Data Augmentation to Sanitize Trojaned Neural Networks

Kiran Karra*, Chace Ashcraft*

Johns Hopkins University Applied Physics Laboratory
7701 Montpelier Rd
Laurel, MD 20723
kiran.karra@jhuapl.edu

Abstract

The application of self-supervised methods has resulted in broad improvements to neural network performance by leveraging large, untapped collections of unlabeled data to learn generalized underlying structure. In this work, we harness unsupervised data augmentation (UDA) to mitigate backdoor or Trojan attacks on deep neural networks. We show that UDA is more effective at removing the effects of a trigger than current state-of-the-art methods for both feature space and point triggers. These results demonstrate that UDA is both an effective and practical approach to mitigating the effects of backdoors on neural networks.

Introduction

Deep learning systems continue to achieve and exceed state-of-the-art performance on a wide variety of tasks. This has led to additional research investigating their robustness, trustworthiness, and reliability. A specific concern here is trojan attacks, also called backdoor or trapdoor attacks, against deep neural networks (DNNs). These attacks modify a machine learning model through some algorithmic procedure to respond to a specific trigger in the model’s input, which, if present, will cause the model to infer a pre-programmed response that could have unknown and potentially malicious consequences in a deployed setting. A trojan attack can be implemented by manipulating both the training data and its associated labels (Gu, Dolan-Gavitt, and Garg 2017), directly altering a model’s structure (Zou et al. 2018), or adding training data that have correct labels, but are specially-crafted to still produce the trojan behavior (Turner, Tsipras, and Madry 2018). Here, we define a *trigger* as a model-recognizable characteristic of the input data that is used by an attacker to insert a trojan, and a *trojan* to be the alternate behavior of the model when exposed to the trigger, as desired by the attacker.

Trojan attacks are effective if the triggers are rare or impossible in the normal operating environment, so that they are not activated in normal operations and do not reduce the model’s performance on expected or “normal” inputs. Additionally, the trigger is most useful if it can be deliberately ac-

tivated at will by the adversary in the model’s operating environment, either naturally or synthetically. Trojan attacks’ specificity differentiates them from the more general category of “data poisoning attacks”, whereby an adversary manipulates a model’s training data to make it ineffective.

Defenses against trojan attacks seem impractical in the modern setting, due to the crowdsourced nature of large datasets which largely contribute to the state-of-the-art deep learning performance. Even if datasets are controlled, trojans can be embedded into models in a continual learning environment by drifting trusted data away from the expected distribution (Kantchelian et al. 2013; Zhang, Zhu, and Lessard 2020). For these reasons, additional approaches are needed to tackle this problem. There are multiple approaches being investigated by researchers, but the most common is trojan detection. The Intelligence Advanced Research Projects Agency’s (IARPA) TrojAI competition is focused on detection of triggers in neural networks of varying architectures and data modalities (IARPA 2019). Conversely, in this paper, we are concerned with mitigation of trojans without detection. Our proposed trojan mitigation strategy is to apply a process to a given model that operates upon it with some data, and produces a new model where any trigger would be rendered ineffective while overall accuracy on non-triggered data is preserved. If the original model did not have an embedded trigger, then new models produced by the process should not perform worse than the original.

Numerous examples of mitigation exist in the literature, including NeuralCleanse (Wang et al. 2019), fine pruning (Liu, Dolan-Gavitt, and Garg 2018), bridge mode connectivity (Zhao et al. 2020), and neural attention distillation (Li et al. 2021). In this work, we explore the effectiveness of self-supervised methods in mitigating trojans. More specifically, we explore unsupervised data augmentation (UDA) (Xie et al. 2019) and show that it is more effective at mitigating various types of triggers than previously published state-of-the-art methods, and has several other practical advantages, including: 1) not having to select hyperparameters which cannot be practically chosen in real-world scenarios, and 2) being able to leverage unsupervised datasets to further boost performance. The paper is organized as follows: we begin by briefly summarizing existing approaches to trojan mitigation. We then acquaint the reader with UDA and

*These authors contributed equally.

explain why they are applicable to trojan mitigation. We then describe our experimental setup, and results, and conclude with recommendations for trojan mitigation and suggestions for future avenues of research.

Current Approaches for Trojan Mitigation

Research into trojan mitigation has existed since the introduction of the concept of trojans in DNNs (Gu, Dolan-Gavitt, and Garg 2017). An early approach was fine-tuning, which involves further training of the trojaned DNN on a smaller, vetted dataset (Liu, Xie, and Srivastava 2017). While intuitive, this approach is often ineffective. Neural-Cleanse (Wang et al. 2019) improved upon this, using gradient information to reverse engineer the trigger before mitigating its effects. However, trojan mitigation performance for this approach is directly related to its ability to reverse engineer the trigger, which is computationally expensive and error-prone when considering feature-space, or global, triggers like image filters. Fine-pruning (Liu, Dolan-Gavitt, and Garg 2018), a combination of pruning and fine-tuning, is another technique that has been shown to be effective in mitigating trojans, but performance can sensitive to training hyperparameters.

A notable, more advanced, method is Bridge Mode Connectivity (BMC), which relies on a geometric discovery that a curve of equivalent loss exists between two models, and that this curve, parametrized by a single hyperparameter t , can be discovered through standard optimization techniques (Garipov et al. 2018). BMC was shown to be useful in mitigating trojans in Zhao et al. (2020), by choosing a model along the curve of equivalent loss between two triggered models sufficiently far away from the originals (curve endpoints), while not being so far away from the end points that performance degrades to unacceptable levels. Fig. 1 and Fig. 2 show this concept more concretely. To use BMC for trigger removal, one first learns the curve of equivalent loss, and then chooses a value of t (which corresponds to a different set of model weights along that curve with the same loss) that satisfies operational requirements for clean data accuracy vs. triggered data accuracy.

While shown to be very effective, we note two practical considerations which make BMC infeasible for realistic trojan removal:

1. For BMC to be effective, the hyperparameter t which indicates the model to be chosen along the loss surface, needs to be chosen correctly. Without access to triggered data, this is infeasible. This is shown more concretely in Fig. 1 and Fig. 2. Here, we note that the best performance for BMC requires carefully choosing t . In these plots, the optimal value of t is defined as the point that maximizes the clean data accuracy while minimizing the trigger’s effect, and is indicated by the star. In these different trigger type scenarios, it is seen that varying t by even 10% will drastically change both the clean data accuracy and the triggered data accuracy, with the effect being more pronounced in the Gotham filter example (Fig. 1). The practical concern is that without access to triggered data (which is unrealistic in a real-world scenario), how to

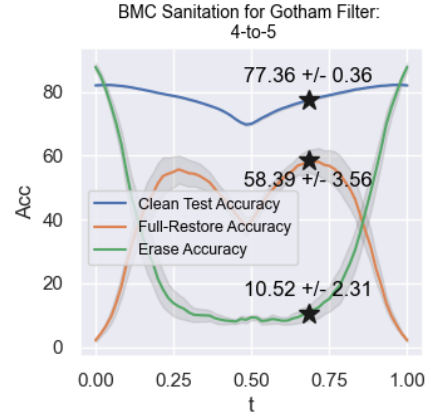


Figure 1: Accuracy of models along the bridge mode, trained with a 5% subset of CIFAR-10 data. The models were configured to classify the label “4” as the label “5”, when an Instagram Gotham filter is present. Here, the x axis represents t , the value along the curve of equivalent loss which was learned by the BMC algorithm, and the y axis represents the accuracy. The star indicates the optimal value of t , which maximizes the clean data accuracy while minimizing the effect of the trigger.

choose t is an open question.

2. Another practical concern is that BMC requires two models to operate. A direct workaround is to fine-tune an initial model to generate a second model, which can then be used for the bridge connection. While practically possible, this is somewhat theoretically unsatisfying because the same data that will be used to generate the second fine

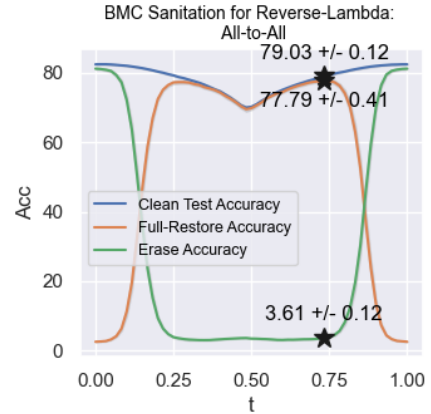


Figure 2: Accuracy of models along bridge mode, trained with 5% subset of CIFAR-10 data. The models were configured to classify every label, l as $l + 1$, when a reverse-lambda trigger is present in the upper left corner of the image. Here, the x axis represents t , the value along the curve of equivalent loss which was learned by the BMC algorithm, and the y axis represents the accuracy. The star indicates the optimal value of t , which maximizes the clean data accuracy while minimizing the effect of the trigger.

tuned model, will also be used to build the bridge-mode.

Neural Attention Distillation (NAD) is another advanced approach shown to be effective for trojan mitigation (Li et al. 2021). NAD works by fine-tuning the trojaned model with an additional loss term derived from a “teacher” model and an attention operator. The attention operator is applied to blocks of convolution layers of both the teacher model and the trojaned model, and the loss term is setup to minimize the difference between the attention values of the two models. The teacher model should ideally be one that is less (or not) influenced by the trigger in the trojaned model. In practice, however, the teacher is simply the trojaned model fine-tuned on available clean data. Some concerns with this method are that the attention distillation loss seems specific to convolutional layers, and that it depends on the quality of the teacher model. Although extensions to other networks without convolution layers is possible, it is unclear what the attention operator and augmented training loss should be for those layers. Having a quality teacher model is also important, but almost contradictory to the task. More precisely, if such a model already exists, one would not need to remove the trigger from the trojaned model. However, in practice, Li et al. (2021) show that using the fine-tuned model can be effective.

For these reasons, we are motivated to find new approaches to mitigate trojans from DNNs, and ideally, find approaches which can take advantage of the large unlabeled corpora.

Self-Supervised Methods

Our experiments with trojan mitigation methods indicate that sanitation algorithms can improve their trojan mitigation performance by increasing the amount of data used for the sanitation process. To enable this in an inexpensive manner (as labeled data is expensive both to collect and to curate), we explore the efficacy of utilizing unsupervised data augmentation for trojan mitigation (Xie et al. 2019). Unsupervised data augmentation (UDA) is a self-supervised learning (SSL) technique where models learn general underlying structure in the data, thereby increasing robustness and performance. More specifically, UDA works by adding an additional loss term, the unsupervised consistency loss, to the original optimization objective (Eq. 1). The unsupervised consistency loss (Eq. 2 measures the difference in consistency between unsupervised data points, and random perturbations of those same unsupervised data points. The goal is to maximize this consistency between the original data and random perturbations of that data, which is equivalent to minimizing this loss. The unsupervised consistency loss is then summed with the original supervised loss to form the UDA objective. This is formally given by Eq. 3

$$\mathcal{J}_{\text{sup}}(\theta) = \mathbb{E}_{x \sim p_L(x)} [-\log p_{\theta}(y|x)] \quad (1)$$

$$\mathcal{J}_{\text{unsup}}(\theta) = \lambda \mathbb{E}_{x \sim p_U(x)} \mathbb{E}_{\hat{x} \sim q(\hat{x}|x)} [\text{CE}(p_{\hat{\theta}}(y|x) || p_{\theta}(y|\hat{x}))] \quad (2)$$

$$\min_{\theta} J(\theta) = \mathcal{J}_{\text{sup}}(\theta) + \mathcal{J}_{\text{unsup}}(\theta) \quad (3)$$

Here, x is the input, the output distribution is given by $p_{\theta}(y|x)$, CE denotes cross entropy, $q(\hat{x}|x)$ is the data augmentation transformation, and $\hat{\theta}$ is a fixed copy of the current parameters θ indicating that the gradient is not propagated through $\hat{\theta}$, and $\mathcal{D}(\cdot||\cdot)$ indicates computation of divergence between the two distributional arguments.

UDA is especially pertinent to trojan mitigation due to its ability to leverage unlabeled data, and its unifying framework that can handle multiple modalities of data, such as vision and text (Dai, Chen, and Li 2019).

Experimental Setup

To measure the performance of these sanitation algorithms, we design an experimental matrix consisting of three datasets, one model architecture, and three types of triggers embedded into the models that are to be sanitized.

The three datasets we experiment with are CIFAR-10 (Krizhevsky, Hinton et al. 2009), CINIC-10 (Darlow et al. 2018), and ImageNet (Deng et al. 2009). We train each model using the CIFAR-10 dataset, and then embed one of three different types of trojans. We use the CINIC-10 and ImageNet datasets as unsupervised datasets for UDA. CINIC-10 is used when experimenting with unsupervised data which contains the same classes of objects as the original dataset, and ImageNet is used when experimenting with unsupervised data with other object classes. The ImageNet subset created uses Numpy’s (Walt, Colbert, and Varoquaux 2011) random sampler with a seed of 1234 to sample 10% of the data, without applying class stratification. This allows us to simulate the most realistic scenario for trojan mitigation, where random, potentially unrelated data exists and is utilized for trojan mitigation.

The three trigger/trojan configurations we test are: 1) the Gotham Instagram filter applied to all classes (termed **GAIL**), 2) the Gotham Instagram filter applied to one class (termed **G4**), and 3) the reverse lambda pattern placed at the upper left corner applied to all classes (termed **RAIL**). The trojan behavior is configured such that when the trigger is present, the network learns to predict the next class, according to the CIFAR-10 dataset class enumeration (Krizhevsky, Hinton et al. 2009). This configuration allows us to explore the difference in trojan mitigation performance for both global triggers (Instagram filter) and point triggers (reverse lambda pattern). Global here refers to the fact that the trigger is applied across the entire image, whereas point triggers are localized to a certain region of the image. We trojan the models by poisoning 20% of the training data with triggered images. We chose 20% to ensure that the model still maintains good performance on clean data while also being responsive to the trigger. Triggered image examples are shown in Fig. 3.

For each trigger type, we generate 5 experiments, each with different random subsets of triggered data. Each random subset is generated using Numpy’s random sampler, with different seeds. The datasets are combined into experiment configurations, which specify which data points each model will be trained with. We utilize the TrojAI software framework (Karra, Ashcraft, and Fendley 2020) to train the models, employing the standard approach of embedding tro-




Figure 3: (a) Original Image (b) Image with Reverse Lambda Trigger (c) Image with Instagram Gotham filter

jans into models through data poisoning (Gu, Dolan-Gavitt, and Garg 2017)¹. All of our models use the VGG16 model architecture, and are trained with the PyTorch framework (Paszke et al. 2019) for 300 epochs, using stochastic gradient descent with a momentum of 0.9, and a weight decay of 10^{-4} . Additionally, the learning rate is set to 0.0025, with a scaling factor λ defined by Eq. 4.

$$\lambda = \begin{cases} 1 & \frac{\text{epoch}}{300} \leq 0.25 \\ 1 - \frac{(\frac{\text{epoch}}{300} - 0.25)}{0.65} \times 0.99 & 0.25 \leq \frac{\text{epoch}}{300} \leq 0.9 \\ 0.01 & \frac{\text{epoch}}{300} > 0.9 \end{cases} \quad (4)$$

For each trojan mitigation algorithm that we tested, we measure three metrics: 1) clean data accuracy, 2) full-restore triggered data accuracy, and 3) trigger erase accuracy. Clean data accuracy represents the accuracy of the sanitized model on a held-out test set with no triggers. Inference is considered correct if the model predicts the correct label. Full restore triggered data accuracy represents the accuracy of the sanitized model on triggered data, where inference is considered correct if the model predicts the correct label on triggered data. Trigger erase accuracy represents the accuracy of the sanitized model on triggered data, where inference is considered correct if the model predicts the triggered label on triggered data (i.e. the next label, according to the class enumeration). These definitions dictate that a good sanitation algorithm will have a high clean data accuracy, a high full-restore triggered accuracy, and a low trigger-erase accuracy.

We compare our proposed approach with the latest state-of-the-art in trojan mitigation techniques, including fine-tuning, bridge mode connectivity (BMC), Neural Attention Distillation (NAD), and our own version of fine-pruning based on (Renda, Frankle, and Carbin 2020), which we refer to as Learning-Rate rewinding and Compression, or LRComp.

For fine-tuning, we take advantage of the NAD code base², and accomplish fine-tuning by setting the β_i parameters to zero, removing the NAD loss term. However, because the NAD implementation, by default, applies data augmentation and normalization to their images and we did not, we removed these transformations to conform to our base training approach. We found that the NAD default learning rate

¹All experimental configurations and training code will be released at <https://github.com/sanitais/>

²<https://github.com/bboylyg/NAD>

caused our models to revert to random performance, so we manually experimented with various learning rates and report our best results. Thus, we set the learning rates to be a constant 0.001 for Gotham triggers; for the reverse-lambda trigger, we use a learning rate of 0.02 for epochs 1-3, 0.01 for epochs 4-6, and 0.001 for epochs 7-10. We train for a total of 10 epochs for each model.

For BMC, we use the default hyperparameters and training methodology outlined in Zhao et al. (2020). More specifically, we train for 600 epochs with an initial learning rate (LR) of 0.015 and an LR schedule defined by Eq. 4, weight decay of 5×10^{-4} , and a Bezier curve for the bridge with three control points. Because BMC requires two models for the algorithm, we connect two triggered models with the same performance characteristics, but trained with different subsets of triggered data. The exact details of which models were used for the experiments are provided in the open-source experimental configuration. The results reported for BMC correspond to the point along the curve which corresponds to the maximum sanitation, i.e., the highest full-restore triggered data accuracy.

For NAD, we followed the procedure outlined by Li et al. (2021), with the same modifications as used in the fine-tuning method described above. We obtain the teacher model through the fine-tuning process previously described, then train using the same code and hyperparameters in the fine-tuning step, but with the NAD loss parameter, β , set to 5000, to obtain the NAD-sanitized model. Attention was computed using the $\mathcal{A}_{\text{sum}}^2$ attention map at the end of the convolution layers of our VGG16 architecture, similar to the NAD paper’s approach with a Wide ResNet model.

For LRComp, we fine-tune each model for 50 epochs while decaying the initial learning rate of 0.001 by a factor of 0.5 at every epoch. Then, every five epochs, we remove (zero-out) the lowest magnitude 20% of the currently active weights and reset the learning rate back to 0.001.

For UDA, we train the networks for 200 epochs, with the SGD optimizer set to a learning rate of 0.01, Nestrov momentum of 0.9 and a weight decay of 1×10^{-4} . We also utilize a cosine annealing learning rate scheduler configured with a minimum learning rate of 1.2×10^{-4} . Four classes of UDA experiments are conducted: 1) UDA with no additional unsupervised data, 2) UDA augmented with in-class data from another source (CINIC-10) (Darlow et al. 2018), 3) UDA augmented with unsupervised random-class data from another source (ImageNet) (Deng et al. 2009), and 4) UDA with no supervised data. During training, we store the best model as measured by the accuracy on clean data, and use that model to compute the triggered data metrics, mentioned previously. For computing the UDA consistency loss with unsupervised data, we use RandAugment (Cubuk et al. 2019) to produce randomized perturbations of the unsupervised input label.

Results

Fig. 4 displays the results of the various algorithms on the CIFAR-10 dataset with the **GAll** trojan configuration. Similarly, Fig. 5 displays results with the **G4** trojan configuration. Finally, Fig. 6 displays results for the **RAIl** configuration.

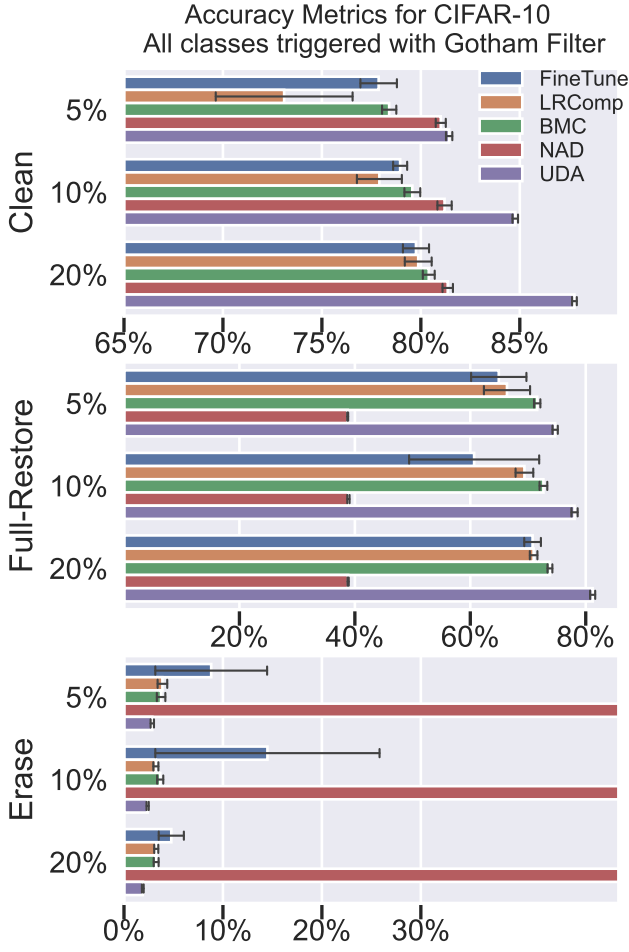


Figure 4: Performance of various algorithms for sanitizing VGG16 models trained on CIFAR-10 with all classes triggered to predict the next class, when the Instagram Gotham filter is present in the image. Each bar group indicates the amount of supervised data which was used when applying the algorithms, and the x axis shows the accuracy of the models for the clean, full-restore, and erase metrics in the three subfigures, respectively.

For the UDA results shown in Figures 4, 5, and 6, we used the CINIC-10 dataset, in addition to CIFAR-10, to compute the unsupervised consistency loss, given by Eq. 2. Additional test configurations of UDA are compared and described later in this section. For all tested triggers, UDA consistently produces the highest clean data accuracy, the highest trigger full-restore accuracy, and the lowest erase accuracy.

We also test the effect of the sanitation algorithms on clean models. In these experiments, we run a non-trojaned model through the algorithm, and measure it’s performance on clean data. Here, the algorithms are configured in the exact same manner as above. The deviation from the clean model performance before processing are shown in Fig 7. We only test BMC, NAD, and UDA for these experiments,

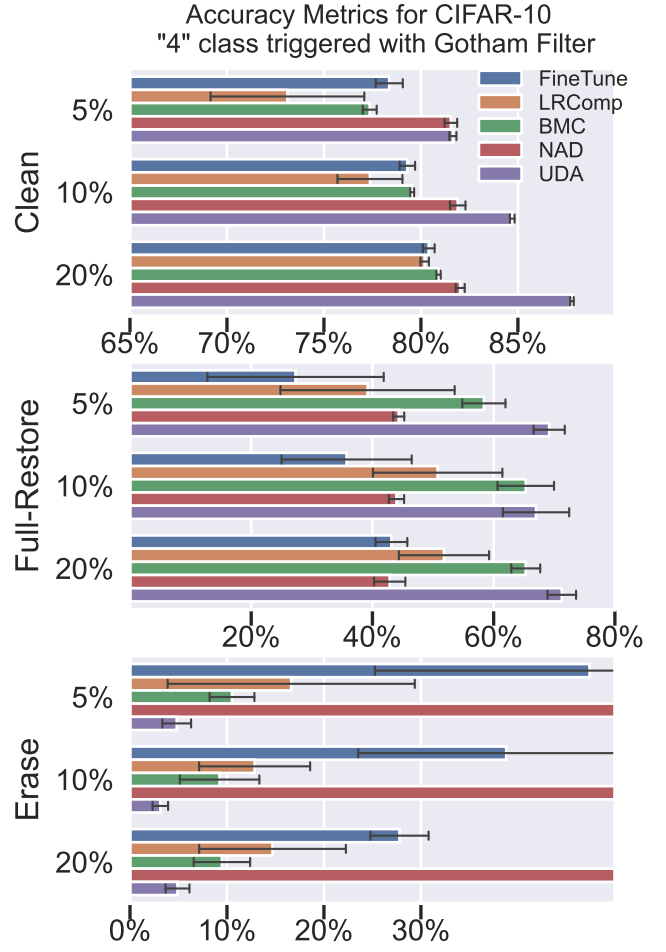


Figure 5: Performance of various algorithms for sanitizing VGG16 models trained on CIFAR-10 with the “4” class triggered to predict “5”, when the Instagram Gotham filter is present in the image. Each bar group indicates the amount of supervised data which was used when applying the algorithms, and the x axis shows the accuracy of the models for the clean, full-restore, and erase metrics in the three subfigures, respectively.

but for NAD, we test two different learning schedules corresponding to the two trigger types a previously described in the Experimental Setup section.

Finally, we investigate the effect of using various datasets for augmentation in UDA. This is shown in Fig. 8, 9, and 10, for the three different trigger types and behaviors. In these figures, the x axis shows the increase in accuracy that the UDA algorithm provides, as different data sources (indicated with different colors) are utilized in the UDA algorithm. Each group of bars in the y axis corresponds to the indicated percentage of supervised data (CIFAR-10), that is available to the UDA algorithm. Within each group, the three bars represent the clean accuracy denoted by C , the full-restore accuracy denoted by F , and the trigger-erase accuracy denoted by E in each figure. To produce the figure, we first compute

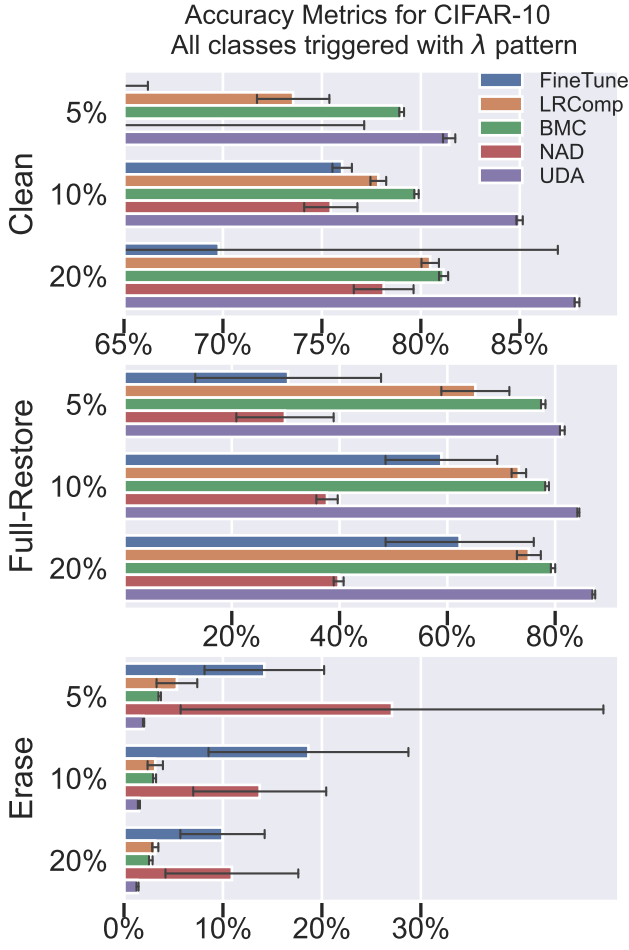


Figure 6: Performance of various algorithms for sanitizing VGG16 models trained on CIFAR-10 with all classes triggered to predict the next class, when the reverse-lambda trigger is present in the image. Each bar group indicates the amount of supervised data which was used when applying the algorithms, and the x axis shows the accuracy of the models for the clean, full-restore, and erase metrics in the three subfigures, respectively.

the minimum clean data accuracy, minimum full-restore accuracy, and maximum erase accuracy (we choose maximum for erasure accuracy, because in this case, higher values are worse as per the previous definition of erase accuracy) of the sanitized model without any dataset augmentation (note that this still means that we utilize the CIFAR-10 data in an unsupervised method). These computed values are the baseline accuracies (0%) for each specific accuracy metric. Then, we utilize the ImageNet dataset for UDA augmentation, and measure the increase (or decrease) in performance. Separately, we also measure the delta in performance when adding the CINIC-10 dataset. In short, the stacked bar charts show the increase in performance, with bars for the **C** and **F** metrics extending to the right indicating an increase in desired performance. For **E**, the bars extending to the left in-

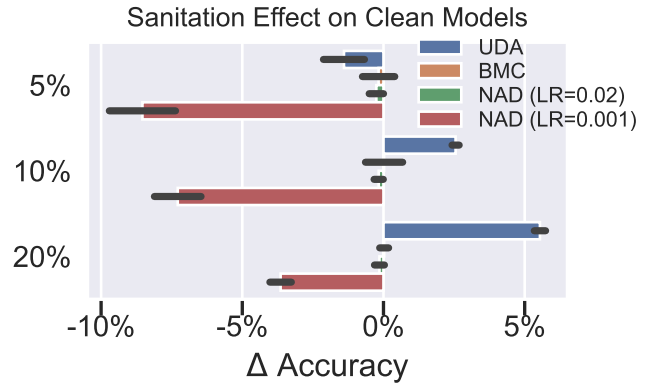


Figure 7: Performance deviation before and after processing clean model with sanitation algorithm. x axis represents the change in accuracy, and the groups on the y axis indicate the percentage of CIFAR-10 data used for sanitation.

indicate an increase in desired performance, since the erase accuracy should be as low as possible.

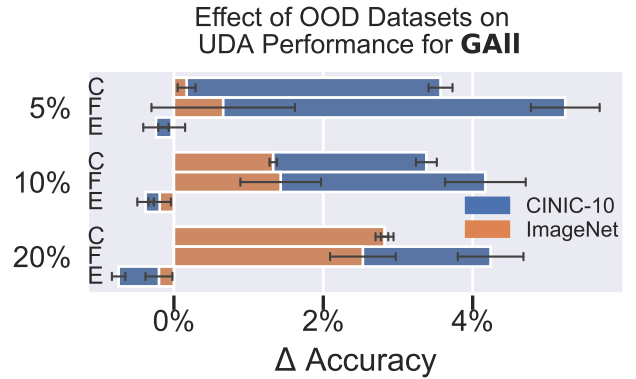


Figure 8: The change in performance when using UDA with three dataset splits: 1) no additional data, 2) random class out-of-domain data (ImageNet), and 3) in class out-of-domain data (CINIC-10) for VGG16 models which are trained to predict the next class, for all classes with the Gotham trigger.

Fig. 8 shows that for **GAIL**, augmenting with the CINIC-10 dataset provides the greatest gain in performance. The effect of augmenting with ImageNet is small when the supervised portion of the dataset is small (only 5%), but is more pronounced when more labeled data included in the training set. Finally, the random-class out-of-domain data (ImageNet) helps minimally with trigger erasure, as seen by the small orange bars in the **E** subgroups of Fig. 8.

Fig. 9 shows that for **G4**, a reverse trend emerges. Here, the additional datasets provide inconsistent trends for both the full-restore and erase metrics, but consistently improve the clean accuracy. Finally, Fig. 10 shows that for **RAIL**, that augmenting with ImageNet and CINIC-10 datasets both provide benefit, with the in-class data providing most benefit (as

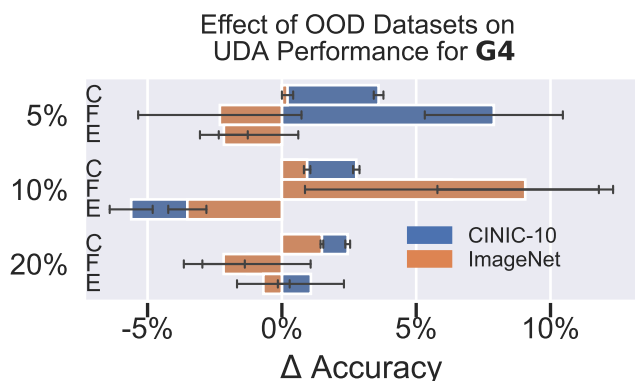


Figure 9: The change in performance when using UDA with three dataset splits: 1) no additional data, 2) random class out-of-domain data (ImageNet), and 3) in class out-of-domain data (CINIC-10) for VGG16 models which are trained to predict the next class, for the “4” class with the Gotham trigger.

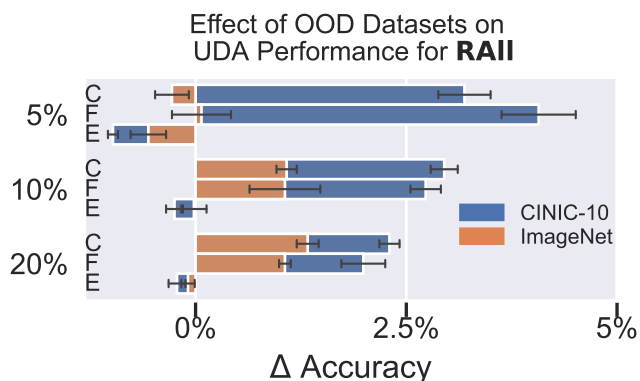


Figure 10: The change in performance when using UDA with three dataset splits: 1) no additional data, 2) random class out-of-domain data (ImageNet), and 3) in class out-of-domain data (CINIC-10) for VGG16 models which are trained to predict the next class, for the all classes with the reverse lambda trigger.

is to be expected).

An additional test was conducted to measure the performance of UDA with none of the original CIFAR-10 data, and only use unlabeled CICIC10 and ImageNet data. In these scenarios, UDA was not able to remove the trigger and performed poorly, indicating that a small percentage of the original data was needed to bootstrap the trojan mitigation process.

Discussion

While investigating trigger removal for each of the algorithms, we observed a significant effect of the learning rate for most algorithms. For NAD, fine-tuning, and LRComp, we observed significant loss of accuracy or inability to remove the trigger for different learning rates. This is also

likely a cause of NAD’s poor performance on trigger erasure for the reverse lambda trigger.

We observed that fine-tuning and NAD performed better when the learning rate at the start was high enough to erase the trigger performance yet low enough to avoid catastrophic forgetting (McCloskey and Cohen 1989), and then decayed while the model regained accuracy over additional epochs. However, our manual exploration of the space of learning rate schedules resulted in either immediate catastrophic forgetting or non-removal of the trojan. Further search and hyperparameter tuning would likely improve the result, but as triggered data would not be available in an applied setting, this sensitivity to learning rate for clean and trojaned performance is an important concern. Additionally, it is important to note that not only does the optimal initial learning rate need to be discovered through hyperparameter sweeps, but also a suitable learning rate schedule which allows the network to gain back lost accuracy with a reasonable amount of computation, while not overfitting to the teacher or the smaller sanitation dataset.

The Results section indicates three main conclusions about UDA. The first is that UDA outperforms other methods tested, even without any out-of-domain data. Secondly, out-of-domain data, if available, tends to help trojan sanitation performance, but as shown in Fig. 9, there may be exceptions that merit further investigation. As is to be expected, in-class out-of-domain data is more helpful than random-class out-of-domain data, but both are helpful with enough supervised data (to presumably bootstrap the sanitation process). Third, UDA suffers from a small degradation in accuracy when lesser amounts of the original supervised data, but recovers when at least 10% of the data original data is available. This is shown in Fig 7. Finally, an important observation is that the type of trigger also affects the algorithm performance, as seen across all of the plots.

Conclusion

In this work, we have shown the efficacy of UDA in mitigating trojans for neural networks. The primary advantages of UDA over other methods are practical, in that: 1) there is no need to select potentially highly sensitive hyperparameters that require (typically unavailable) triggered data to properly tune, 2) related but out-of-domain datasets can be leveraged to boost performance, and 3) the generality of the UDA framework allows for the same algorithm to be applied across a variety of data modalities, including text for example. In our study, we found that a shortcoming of all of the current methods for trojan mitigation (including UDA) is that they require at least some percentage of the original data (with labels) on which the network was trained. While UDA can leverage unsupervised data to boost performance, it does not perform to acceptable standards without a small portion of supervised data. We seek to address this shortcoming in future work, through new consistency loss functions and newer algorithmic approaches to model sanitation.

References

- Cubuk, E. D.; Zoph, B.; Shlens, J.; and Le, Q. V. 2019. RandAugment: Practical data augmentation with no separate search. *arXiv preprint arXiv:1909.13719*.
- Dai, J.; Chen, C.; and Li, Y. 2019. A backdoor attack against LSTM-based text classification systems. *IEEE Access*, 7: 138872–138878.
- Darlow, L. N.; Crowley, E. J.; Antoniou, A.; and Storkey, A. J. 2018. Cinic-10 is not imagenet or cifar-10. *arXiv preprint arXiv:1810.03505*.
- Deng, J.; Dong, W.; Socher, R.; Li, L.-J.; Li, K.; and Fei-Fei, L. 2009. Imagenet: A large-scale hierarchical image database. In *2009 IEEE conference on computer vision and pattern recognition*, 248–255. Ieee.
- Garipov, T.; Izmailov, P.; Podoprikin, D.; Vetrov, D.; and Wilson, A. G. 2018. Loss surfaces, mode connectivity, and fast ensembling of dnns. In *Proceedings of the 32nd International Conference on Neural Information Processing Systems*, 8803–8812.
- Gu, T.; Dolan-Gavitt, B.; and Garg, S. 2017. Badnets: Identifying vulnerabilities in the machine learning model supply chain. *arXiv preprint arXiv:1708.06733*.
- IARPA. 2019. Trojans in Artificial Intelligence (TrojAI).
- Kantchelian, A.; Afroz, S.; Huang, L.; Islam, A. C.; Miller, B.; Tschantz, M. C.; Greenstadt, R.; Joseph, A. D.; and Tygar, J. 2013. Approaches to adversarial drift. In *Proceedings of the 2013 ACM workshop on Artificial intelligence and security*, 99–110.
- Karra, K.; Ashcraft, C.; and Fendley, N. 2020. The trojai software framework: An opensource tool for embedding trojans into deep learning models. *arXiv preprint arXiv:2003.07233*.
- Krizhevsky, A.; Hinton, G.; et al. 2009. Learning multiple layers of features from tiny images.
- Li, Y.; Lyu, X.; Koren, N.; Lyu, L.; Li, B.; and Ma, X. 2021. Neural attention distillation: Erasing backdoor triggers from deep neural networks. *arXiv preprint arXiv:2101.05930*.
- Liu, K.; Dolan-Gavitt, B.; and Garg, S. 2018. Fine-pruning: Defending against backdooring attacks on deep neural networks. In *International Symposium on Research in Attacks, Intrusions, and Defenses*, 273–294. Springer.
- Liu, Y.; Xie, Y.; and Srivastava, A. 2017. Neural trojans. In *2017 IEEE International Conference on Computer Design (ICCD)*, 45–48. IEEE.
- McCloskey, M.; and Cohen, N. J. 1989. Catastrophic Interference in Connectionist Networks: The Sequential Learning Problem. volume 24 of *Psychology of Learning and Motivation*, 109–165. Academic Press.
- Paszke, A.; Gross, S.; Massa, F.; Lerer, A.; Bradbury, J.; Chanan, G.; Killeen, T.; Lin, Z.; Gimelshein, N.; Antiga, L.; Desmaison, A.; Kopf, A.; Yang, E.; DeVito, Z.; Raison, M.; Tejani, A.; Chilamkurthy, S.; Steiner, B.; Fang, L.; Bai, J.; and Chintala, S. 2019. PyTorch: An Imperative Style, High-Performance Deep Learning Library. In Wallach, H.; Larochelle, H.; Beygelzimer, A.; d'Alché-Buc, F.; Fox, E.; and Garnett, R., eds., *Advances in Neural Information Processing Systems* 32, 8024–8035. Curran Associates, Inc.
- Renda, A.; Frankle, J.; and Carbin, M. 2020. Comparing rewinding and fine-tuning in neural network pruning. *arXiv preprint arXiv:2003.02389*.
- Turner, A.; Tsipras, D.; and Madry, A. 2018. Clean-label backdoor attacks.
- Walt, S. v. d.; Colbert, S. C.; and Varoquaux, G. 2011. The NumPy Array: A Structure for Efficient Numerical Computation. *Computing in Science & Engineering*, 13(2): 22–30.
- Wang, B.; Yao, Y.; Shan, S.; Li, H.; Viswanath, B.; Zheng, H.; and Zhao, B. Y. 2019. Neural cleanse: Identifying and mitigating backdoor attacks in neural networks. In *2019 IEEE Symposium on Security and Privacy (SP)*, 707–723. IEEE.
- Xie, Q.; Dai, Z.; Hovy, E.; Luong, M.-T.; and Le, Q. V. 2019. Unsupervised data augmentation for consistency training. *arXiv preprint arXiv:1904.12848*.
- Zhang, X.; Zhu, X.; and Lessard, L. 2020. Online data poisoning attacks. In *Learning for Dynamics and Control*, 201–210. PMLR.
- Zhao, P.; Chen, P.-Y.; Das, P.; Ramamurthy, K. N.; and Lin, X. 2020. Bridging mode connectivity in loss landscapes and adversarial robustness. *arXiv preprint arXiv:2005.00060*.
- Zou, M.; Shi, Y.; Wang, C.; Li, F.; Song, W.; and Wang, Y. 2018. Potrojan: powerful neural-level trojan designs in deep learning models. *arXiv preprint arXiv:1802.03043*.

Acknowledgments

We acknowledge Cash Costello, I-Jeng Wang, Chris Ratto, and Mike Wolmetz for assisting with internal review of the document. We also thank the REDD department at JHU/APL for support and funding of this work.