

Approximation of Feasible Power Injection Regions in Distribution Networks via Dual SOCP

Yue Chen*, Changhong Zhao[†], and João P. S. Catalão[‡]

* Department of Mechanical and Automation Engineering

[†] Department of Information Engineering

The Chinese University of Hong Kong, Hong Kong SAR, China

yuechen@mae.cuhk.edu.hk; chzhao@ie.cuhk.edu.hk

[‡] Faculty of Engineering

The University of Porto and INESC TEC, Porto 4200-465, Portugal

catalao@fe.up.pt

Abstract—We develop an optimization method to approximate the region of feasible power injections in distribution networks. Based on the nonlinear Dist-Flow model of an alternating-current (AC) network with a radial structure, we first formulate a power-injection feasibility problem considering voltage and current limits. The feasibility problem is then relaxed to a convex second-order cone program (SOCP). We utilize the strong dual problem of the SOCP to construct a convex polytopic approximation of the SOCP-relaxed feasible power injection region. We further develop a heuristic method to approximately remove the power injections that make the SOCP relaxation inexact, thus establishing an approximate polytope of solvable and safe power injections. Numerical results demonstrate a satisfactory balance reached by the proposed method between the accuracy of approximation and the simplicity of computation.

Index Terms—AC power flow, distribution networks, feasibility, optimization, second-order cone program

I. INTRODUCTION

The growing volatility of end-use energy demands and distributed renewable energy sources motivates the investigation of generation and load capacities that can be safely hosted by power systems, especially distribution networks. The key to this problem lies in finding the maximum *feasible* region of net power injections, i.e., generation minus load power, across network nodes. For any power injection vector within this region, the power flow equation is *solvable* and its solution satisfies *safety limits* for voltages and currents. The feasible power injection region allows us to know the generation and load capacities that can be handled by the power system prior to its actual operation and provides some guidance on the future planning of generations and lines.

Existing methods to determine such a feasible region can be divided into two categories according to their underlying power flow models. The first category rests on the lossless direct current (DC) power flow model [1]–[3]. The second category retains more accurate nonlinear AC models [4]–[8]. For distribution networks, the lossless DC model is

not accurate enough since the distribution lines have higher resistance to reactance ratios. Therefore, this paper focuses on the second category of work by adopting the nonlinear Dist-Flow model [9], [10] for single-phase equivalent distribution networks represented by radial (i.e., tree) graphs.

In our context, *feasibility* of the net power injections requires *solvability* of the power flow equations and satisfaction of *safety limits* for voltages and currents. For the former requirement, some literature proved sufficient conditions under which the AC power flow equations are solvable, by utilizing Banach fixed-point theorem for contraction mappings [11], [12] or Brouwer fixed-point theorem for continuous mappings over compact convex sets [13], [14]. Those methods cannot be readily applied to the analysis of feasible region, whose model consists not only of equations but inequality safety constraints.

With further consideration of voltage and current limits, the feasible regions can be more restricted than the solvable regions, and often rely on optimization methods to compute. For instance, reference [5] solved nonlinear programs to get a set of boundary points that each make a different safety limit binding, and then built a feasible region heuristically as the convex hull of those boundary points. Certified inner approximations of feasible regions were solved from convex programs based on a tightened-relaxed second-order cone approximation [6] or refined linear approximations [7], [8] to AC power flow. In particular, the refined linearizations [7], [8] may be more accurate than the DC models [1]–[3], by replacing the nonlinear terms with their improved constant estimates rather than zero. However, such estimation typically only works for a specific objective function that merely explores the feasible region towards a single direction or with a specific shape of the power injection vector. This may limit its application scenarios and the information that can be provided.

In this paper, we propose an alternative optimization method to complement the literature above. Specifically:

- A nonlinear Dist-Flow model based optimization problem is developed to generate the feasible region of power injection vectors without specifying their directions or shapes. Compared with previous work [6]–[8], our formulation is applicable to a wider range of scenarios.

The work of Yue Chen was supported by CUHK research startup fund. The work of Changhong Zhao was supported by the Hong Kong Research Grants Council through ECS Award No. 24210220.

- To cope with the difficulty of solving the above optimization problem due to its nonconvexity, we first relax the problem to a convex second-order cone program (SOCP). Then its strong dual problem (also a SOCP) is derived based on which we can further estimate the feasible region. Approximating the dual SOCP instead of linearizing the primal SOCP directly can retain the nonlinearity feature of power flow as far as possible and is more accurate.
- We construct a polyhedral approximation of the feasible region by extending the algorithm in [2], [3] from linear programs to the dual SOCP. We proved that if the algorithm terminates in a finite number of iterations, the approximation is exact. Furthermore, we propose a heuristic method to remove the power injections that make the primal SOCP relaxation inexact so that we can build a tighter approximation of the feasible power injection region.
- Numerical results show that the proposed method can approximate the complicated feasible region with a simple polytope after moderate computation, while preserving relatively good accuracy.

Section II below introduces the power network model we use. Section III formulates the power-injection feasibility problem and its SOCP relaxation. Section IV elaborates our method to approximate the feasible region. Section V reports numerical experiments, and Section VI concludes the paper.

II. POWER NETWORK MODEL

Consider the single-phase equivalent model of a distribution network, which is a radial graph with a set \mathcal{N} of nodes and a set \mathcal{L} of lines. Index the nodes as $\mathcal{N} = \{0, 1, \dots, N\}$, where 0 represents the root node (slack bus). For convenience, we treat the lines as directed; for example, if a line connects nodes $i, j \in \mathcal{N}$, where node i is closer to the root than node j , then the line directs from i to j and is denoted by $i \rightarrow j$.

The power flow in the network at a particular time instant can be modeled by the classic Dist-Flow equations purely in real numbers [9], [10]. Specifically, let v_i, p_i, q_i denote the squared voltage magnitude, the *net* active power injection, and the *net* reactive power injection at node $i \in \mathcal{N}$, respectively, where *net* injection means supply minus demand. Let ℓ_{ij} denote the squared current magnitude through line $i \rightarrow j$. Let P_{ij} and Q_{ij} denote the *net* active and reactive power, respectively, that are sent by node i onto line $i \rightarrow j$; note that they are different from the net power arriving at node j due to power loss, and can be negative to indicate node i receiving power from line $i \rightarrow j$. Let r_{ij}, x_{ij} denote the constant resistance and reactance of line $i \rightarrow j$, respectively. Consider the following quantities:

- Power injections (p, q) stacked as a column vector, where $p = (p_1, \dots, p_N)$ and $q = (q_1, \dots, q_N)$;
- State variables $x := (v, \ell, P, Q)$,¹ where each of v, ℓ, P, Q is a column vector indexed by $\{1, \dots, N\}$.

Remark: Without loss of generality, we assume there is only one node, indexed as node 1, connected to the root node 0,

¹We also denote reactance by x , expecting that would not cause confusion.

so that $p_0 = P_{01}$ and $q_0 = Q_{01}$ are considered part of line flow (P, Q) rather than nodal injection (p, q) . As customary, assume v_0 is a given constant and thus not in state variable v . The radial network has N lines, where each line $i \rightarrow j$ can be uniquely indexed by its destination node j , so that we can index line variables ℓ, P, Q by $\{1, \dots, N\}$ as well.

The Dist-Flow equations are:

$$\forall i \rightarrow j : \quad P_{ij} - r_{ij}\ell_{ij} - \sum_{k:j \rightarrow k} P_{jk} + p_j = 0 \quad (1a)$$

$$Q_{ij} - x_{ij}\ell_{ij} - \sum_{k:j \rightarrow k} Q_{jk} + q_j = 0 \quad (1b)$$

$$v_i - v_j - 2(r_{ij}P_{ij} + x_{ij}Q_{ij}) + (r_{ij}^2 + x_{ij}^2)\ell_{ij} = 0 \quad (1c)$$

$$P_{ij}^2 + Q_{ij}^2 - v_i\ell_{ij} = 0. \quad (1d)$$

Given $(p, q) \in \mathbb{R}^{2N}$, equation (1) is a set of $(4N)$ equations with $(4N)$ real variables $x = (v, \ell, P, Q)$.

In addition, power system operations require the following safety limits to be satisfied:

$$\underline{v}_i \leq v_i \leq \bar{v}_i, \quad \forall i = 1, \dots, N \quad (2a)$$

$$0 \leq \ell_{ij} \leq \bar{\ell}_{ij}, \quad \forall i \rightarrow j \quad (2b)$$

where the voltage limits $\underline{v}_i, \bar{v}_i$ for all nodes i and the current limits $\bar{\ell}_{ij}$ for all lines $i \rightarrow j$ are given as positive constants.

With the model above, we can formalize the power-injection feasibility problem in the next section.

III. FEASIBILITY PROBLEM AND RELAXATION

Consider the net active and/or reactive power injections at some nodes to be known constant numbers such as zero. Let subvector $d \in \mathbb{R}^D$ collect all such known constant elements in $(p, q) \in \mathbb{R}^{2N}$, and let $u \in \mathbb{R}^U$ collect all the other elements, i.e., the unknown variable power injections, with $D+U = 2N$. In practice, U can be much smaller than $(2N)$ [2]–[4].

Definition 1. *Given constant power-injection vector d , the variable power-injection vector u is **feasible** if there exists $x = (v, \ell, P, Q)$ such that $(x; d, u)$ satisfies power flow equations (1) and safety limits (2). The **feasible power injection region** is defined as:*

$$\mathcal{U} := \{u \in \mathbb{R}^U \mid u \text{ is feasible.}\}$$

Remark: At every node i with unknown variable power supply $u_i^s := (p_i^s, q_i^s)$ and/or demand $u_i^d := (p_i^d, q_i^d)$, its net power injection is $u_i = u_i^s - u_i^d$. From the feasible region \mathcal{U} of u , one can derive the feasible region \mathcal{U}^s for supply u^s if the operating region \mathcal{U}^d for demand u^d is known, and vice versa. Actually $\mathcal{U}^s = \mathcal{U} + \mathcal{U}^d$, the Minkowski sum. Oftentimes \mathcal{U}^d is specified as $\underline{u}^d \leq u^d \leq \bar{u}^d$ (element-wise); if \mathcal{U} is approximated by a finite union of convex polytopes, as discussed in Section IV, then the said Minkowski sum can be efficiently and accurately computed [15].

For conciseness, we rewrite the linear part (1a)–(1c) of Dist-Flow equations as $A_f x + B_f u + \gamma_f = 0$ and safety limits (2) as $A_s x + \gamma_s \leq 0$, where both equality and inequality are element-wise, and constant matrices and vectors $A_f, B_f, \gamma_f, A_s, \gamma_s$

are provided in Appendix-A. Given any u , we introduce its *feasibility problem* as the following optimization program:

$$\text{FP}(u) : \min 1^\top \tilde{z} \quad (3a)$$

$$\text{over } x = (v, \ell, P, Q), \tilde{z} = (z_s, z_q, \tilde{z}_q) \geq 0$$

$$\text{s. t. } A_f x + B_f u + \gamma_f = 0 \quad (3b)$$

$$A_s x + \gamma_s \leq z_s \quad (3c)$$

$$P_{ij}^2 + Q_{ij}^2 - v_i \ell_{ij} \leq z_{q,ij}, \forall i \rightarrow j \quad (3d)$$

$$v_i \ell_{ij} - (P_{ij}^2 + Q_{ij}^2) \leq \tilde{z}_{q,ij}, \forall i \rightarrow j \quad (3e)$$

where 1^\top in objective (3a) is a row vector of all ones. Any element of the slack variable \tilde{z} can increase as needed to satisfy the corresponding inequality constraint, but only $\tilde{z} = 0$ can guarantee feasibility in terms of (1)(2). Therefore, denoting the minimum objective value of $\text{FP}(u)$ as $\text{fp}(u)$, the feasible power injection region is equivalently:

$$\mathcal{U} = \{u \in \mathbb{R}^U \mid \text{fp}(u) = 0\}.$$

Due to quadratic constraint (3e), problem $\text{FP}(u)$ is nonconvex and thus hard to analyze. By removing (3e) and rewriting (3d), we relax $\text{FP}(u)$ to a convex SOCP:

$$\text{FP}'(u) : \min 1^\top z \quad (4a)$$

$$\text{over } x, y, z = (z_s, z_q) \geq 0$$

$$\text{s. t. (3b)–(3c)}$$

$$y = A_y x + b_y \quad (4b)$$

$$\|y_{ij}\|_2 \leq c_{q,ij} x + \gamma_{q,ij} + z_{q,ij}, \forall i \rightarrow j \quad (4c)$$

where $y \in \mathbb{R}^{3N}$, $A_y \in \mathbb{R}^{(3N) \times (4N)}$, and $b_y \in \mathbb{R}^{3N}$ vertically stack $y_{ij} \in \mathbb{R}^3$, $A_{y,ij} \in \mathbb{R}^{3 \times (4N)}$, and $b_{y,ij} \in \mathbb{R}^3$ respectively for all lines $i \rightarrow j$. Row vector $c_{q,ij} \in \mathbb{R}^{1 \times (4N)}$ and number $\gamma_{q,ij} \in \mathbb{R}$ are also stacked vertically for all $i \rightarrow j$ as $c_q \in \mathbb{R}^{N \times (4N)}$ and $\gamma_q \in \mathbb{R}^N$. The constant matrices and vectors A_y, b_y, c_q, γ_q are provided in Appendix-B, which make:

$$A_{y,ij} x + b_{y,ij} = [2P_{ij}, 2Q_{ij}, v_i - \ell_{ij}]^\top, \quad \forall i \rightarrow j$$

$$c_{q,ij} x + \gamma_{q,ij} = v_i + \ell_{ij}, \quad \forall i \rightarrow j$$

and thus make (4b)–(4c) equivalent to (3d).²

Problem $\text{FP}'(u)$ facilitates the definition of an *SOCP-relaxed* feasible power injection region:

$$\mathcal{U}' := \{u \in \mathbb{R}^U \mid \text{fp}'(u) = 0\}$$

where $\text{fp}'(u)$ is the minimum objective value of $\text{FP}'(u)$. It is obvious that $\mathcal{U} \subseteq \mathcal{U}'$, i.e., \mathcal{U}' is a relaxation of \mathcal{U} .

A common practice to further simplify the feasible-region characterization is to outer approximate the second-order cone (4c) with a polytopic cone, which can achieve arbitrary precision by constructing sufficiently many planes tangent to the surface of the second-order cone [16], [17]. Consequently, $\text{FP}'(u)$ is relaxed to a linear program, and then the algorithm in [2], [3] can be employed to get a convex polytopic outer approximation of \mathcal{U}' . In this work, we propose an alternative method that does not rely on such linearization. Instead, we work directly on the SOCP $\text{FP}'(u)$ and its dual problem to

²Given x , the values of z_q in (3d) and (4c) are generally not equal, but we do not differentiate notation due to their identical role as slack variables.

preserve the intrinsic nonlinearity of the AC power flow model.

IV. APPROXIMATING FEASIBLE REGION

To offer a closed-form approximation of feasible region \mathcal{U} , we first develop a convex polytopic approximation of its relaxation \mathcal{U}' via the dual problem of SOCP $\text{FP}'(u)$. We then develop a heuristic method to approximately remove the power injections that make the SOCP relaxation inexact, resulting in a tighter approximation of \mathcal{U} .

A. Dual SOCP

Let $\mu := (\mu_f, \mu_y)$ denote the dual variables for the equality constraints in problem $\text{FP}'(u)$, with $\mu_f \in \mathbb{R}^{3N}$ for (3b) and $\mu_y \in \mathbb{R}^{3N}$ for (4b) vertically stacking $\mu_{y,ij} \in \mathbb{R}^3$, $\forall i \rightarrow j$. Let $\lambda := (\lambda_s, \lambda_q)$ denote the dual variables for the inequality constraints, with $\lambda_s \in \mathbb{R}^{4N}$ for (3c) and $\lambda_q = (\lambda_{q,ij}, \forall i \rightarrow j) \in \mathbb{R}^N$ for (4c). Then the Lagrangian of $\text{FP}'(u)$ is:

$$\begin{aligned} L_u &= 1^\top z + \mu_f^\top (A_f x + B_f u + \gamma_f) \\ &\quad + \lambda_s^\top (A_s x + \gamma_s - z_s) + \mu_y^\top (y - A_y x - b_y) \\ &\quad + \sum_{i \rightarrow j} \lambda_{q,ij} (\|y_{ij}\|_2 - c_{q,ij} x - \gamma_{q,ij} - z_{q,ij}) \\ &= z^\top (1 - \lambda) + \sum_{i \rightarrow j} (y_{ij}^\top \mu_{y,ij} + \|y_{ij}\|_2 \lambda_{q,ij}) \\ &\quad + x^\top (A_f^\top \mu_f + A_s^\top \lambda_s - A_y^\top \mu_y - c_q^\top \lambda_q) \\ &\quad + \mu_f^\top (B_f u + \gamma_f) + \lambda_s^\top \gamma_s - \mu_y^\top b_y - \lambda_q^\top \gamma_q. \end{aligned} \quad (5)$$

Through $\min_{z \geq 0, x, y} L_u(x, y, z; \mu, \lambda)$ we can get the dual objective function. By (5), L_u can only attain a finite minimum over $(z \geq 0, x, y)$ when the dual variables satisfy:

$$0 \leq \lambda \leq 1 \quad (6a)$$

$$A_f^\top \mu_f + A_s^\top \lambda_s = A_y^\top \mu_y + c_q^\top \lambda_q \quad (6b)$$

$$\|\mu_{y,ij}\|_2 \leq \lambda_{q,ij}, \quad \forall i \rightarrow j \quad (6c)$$

Note that $\lambda \geq 0$ in (6a) is a general requirement for all the dual variables associated with inequality constraints, and (6c) must hold by noticing

$$y_{ij}^\top \mu_{y,ij} + \|y_{ij}\|_2 \lambda_{q,ij} \geq (\lambda_{q,ij} - \|y_{ij}\|_2) \|y_{ij}\|_2.$$

When (6) is satisfied, all the terms containing (x, y, z) in (5) attain their minimum value zero, and hence we obtain the dual problem for $\text{FP}'(u)$, which is also an SOCP:

$$\begin{aligned} \text{DP}'(u) : \max_{\mu, \lambda} \quad & \mu_f^\top (B_f u + \gamma_f) + \lambda_s^\top \gamma_s - \mu_y^\top b_y - \lambda_q^\top \gamma_q \\ \text{s. t.} \quad & (6). \end{aligned}$$

Let $D_u(\mu, \lambda)$ denote the objective function and $\text{dp}'(u)$ denote the maximum objective value of $\text{DP}'(u)$. The following result lays the foundation for approximating the SOCP-relaxed feasible region \mathcal{U}' via the dual SOCP $\text{DP}'(u)$.

Proposition 1. *For all $u \in \mathbb{R}^U$, strong duality holds between $\text{FP}'(u)$ and $\text{DP}'(u)$, i.e., their optimal values $\text{fp}'(u) = \text{dp}'(u)$.*

Proof: Consider an arbitrary $u \in \mathbb{R}^U$. Since problem $\text{FP}'(u)$ is convex, it is sufficient to prove Slater's condition

Algorithm 1: Approximate relaxed feasible region \mathcal{U}'

```

1 Initialization:  $\mathcal{U}'_{poly} = \{u \in \mathbb{R}^U \mid \underline{u} \leq u \leq \bar{u}\}$  for
   sufficiently low  $\underline{u}$  and high  $\bar{u}$ ;  $\mathcal{V}_{safe} = \emptyset$ ;  $c = 0$ ;
2 update vertices  $\mathcal{V}(\mathcal{U}'_{poly})$ . Let  $dp'_{max} = 0$ ;
3 for  $u \in \mathcal{V}(\mathcal{U}'_{poly})$  and  $u \notin \mathcal{V}_{safe}$  do
4   solve  $DP'(u)$  to obtain an optimal solution
      $(\mu^*, \lambda^*)$  and maximum objective value  $dp'(u)$ ;
5   if  $dp'(u) > dp'_{max}$  then
6      $dp'_{max} \leftarrow dp'(u)$ ;
7      $(\mu_{max}, \lambda_{max}) \leftarrow (\mu^*, \lambda^*)$ ;
8   else if  $dp'(u) \leq 0$  then  $\mathcal{V}_{safe} = \mathcal{V}_{safe} \cup \{u\}$ ;
9 end
10 if  $dp'_{max} = 0$  or  $c = C_{max}$  then
11   return  $\mathcal{U}'_{poly}$ .
12 else
13   add to  $\mathcal{U}'_{poly}$  a cutting plane:
      $\mu_{f,max}^T (B_f u + \gamma_f) + \lambda_{s,max}^T \gamma_s \leq$ 
      $\mu_{y,max}^T b_y + \lambda_{q,max}^T \gamma_q$ ;
14    $c \leftarrow c + 1$ ;
15   go back to Line 2;
16 end

```

[18, Section 5.2.3], i.e., existence of $(z \geq 0, x, y)$ that satisfies affine constraints (3b)(3c)(4b) and strictly satisfies (4c).

Indeed, it is adequate to find a point $x = (v, \ell, P, Q)$ to satisfy (3b), i.e., (1a)–(1c); then one can explicitly determine y by (4b) and always find large enough z to make (3c)(4c) (strictly) feasible. Such a point x can be easily found as follows: set $\ell = 0$; determine (P, Q) backward from the leaves to the root of the radial network; then determine v forward from the root to the leaves. This completes the proof. ■

By Proposition 1, the relaxed region \mathcal{U}' is equivalently:

$$\begin{aligned} \mathcal{U}' &= \{u \in \mathbb{R}^U \mid dp'(u) = 0\} \\ &= \{u \in \mathbb{R}^U \mid D_u(\mu, \lambda) \leq 0, \forall (\mu, \lambda) \text{ satisfying (6)}\} \quad (7) \end{aligned}$$

where the second equality holds because $D_u(\mu, \lambda) = 0$ can always be attained at the dual feasible point $(\mu, \lambda) = 0$.

Proposition 2. *SOCP-relaxed feasible region \mathcal{U}' is convex.*

Proof: By definition of convex sets, consider arbitrary $u_1, u_2 \in \mathcal{U}'$ and $t \in [0, 1]$. Denote $tu_1 + (1-t)u_2 =: u_t$. Then for every (μ, λ) satisfying (6), we have:

$$\begin{aligned} D_{u_t}(\mu, \lambda) &= tD_{u_1}(\mu, \lambda) + (1-t)D_{u_2}(\mu, \lambda) \\ &\leq t \cdot 0 + (1-t) \cdot 0 = 0 \end{aligned}$$

where the first equality is due to linearity of $D_u(\mu, \lambda)$ with respect to u when (μ, λ) is fixed, and the inequality holds because $u_1, u_2 \in \mathcal{U}'$. Therefore $u_t \in \mathcal{U}'$. ■

B. Approximating SOCP-relaxed feasible region

We propose Algorithm 1 to approximate \mathcal{U}' defined in (7). It starts with a region \mathcal{U}'_{poly} that is chosen based on experience and large enough to contain \mathcal{U}' . Then it solves the dual SOCP $DP'(u)$ for every vertex u of polytope \mathcal{U}'_{poly} , records the vertex that most severely violates the condition in (7), and adds a corresponding cutting plane to remove that vertex from \mathcal{U}'_{poly} . Meanwhile, all the vertices that satisfy the condition in (7) are added to \mathcal{V}_{safe} and never checked again.

Proposition 3. *The output \mathcal{U}'_{poly} in an arbitrary iteration of Algorithm 1 is an outer approximation of \mathcal{U}' .*

Proof: Note the initial \mathcal{U}'_{poly} contains \mathcal{U}' . We next prove that any cutting plane added in Line 13 would not remove any point in \mathcal{U}' . To show that, consider an arbitrary u removed by a cutting plane whose coefficients are $(\mu_{max}, \lambda_{max})$. Then there must be $D_u(\mu_{max}, \lambda_{max}) > 0$. Since $(\mu_{max}, \lambda_{max})$ is dual feasible satisfying (6), we have $u \notin \mathcal{U}'$ by (7). ■

Unlike [2], [3] based on linear programs, the SOCP-relaxed feasible region \mathcal{U}' may not be the intersection of a finite number of cutting planes (i.e., a convex polytope). Therefore, Algorithm 1 may not guarantee $dp'(u) = 0$ for all vertices $u \in \mathcal{V}(\mathcal{U}'_{poly})$ in a finite number of iterations. However, if it does so, as what happens in our numerical experiments, it will produce a nice outcome as follows.

Proposition 4. *If Algorithm 1 terminates with $dp'_{max} = 0$ in a finite number of iterations, then it returns a convex polytope $\mathcal{U}'_{poly} = \mathcal{U}'$.*

Proof: Proposition 3 has shown $\mathcal{U}' \subseteq \mathcal{U}'_{poly}$. If Algorithm 1 terminates with $dp'_{max} = 0$ after adding a finite number of cutting planes in Line 13, then it returns a convex polytope \mathcal{U}'_{poly} . Moreover, all the vertices $u \in \mathcal{V}(\mathcal{U}'_{poly})$ satisfy $dp'(u) = 0$, i.e., $u \in \mathcal{U}'$ by (7). This fact, together with the convexity of \mathcal{U}' shown in Proposition 2, implies $\mathcal{U}'_{poly} \subseteq \mathcal{U}'$. Thus we have proved $\mathcal{U}'_{poly} = \mathcal{U}'$. ■

An immediate corollary of Proposition 4 is that if \mathcal{U}' is not a polytope, then Algorithm 1 cannot terminate in a finite number of iterations with $dp'_{max} = 0$. If that happens, one can terminate Algorithm 1 when reaching the maximum number of iterations C_{max} , to obtain a convex polytopic outer approximation of \mathcal{U}' . In this sense, the outcome of Algorithm 1 serves as a posterior indicator of the structure of \mathcal{U}' .

C. Removing SOCP-inexact power injections

Remember our goal is to approximate the feasible power injection region \mathcal{U} , whereas \mathcal{U}' studied so far is a relaxation of \mathcal{U} based on SOCP. The following result suggests limited cases where the relaxation \mathcal{U}' is useful.

Proposition 5. *For every $u' \in \mathcal{U}'$, there must be $u \leq u'$ (element-wise), such that $u \in \mathcal{U}$.*

Proof: We just consider the nontrivial case $u' \in \mathcal{U}' \setminus \mathcal{U}$. By definitions of \mathcal{U} and \mathcal{U}' , there exists $x' = (v', \ell', P', Q')$ that satisfies (1a)–(1c), (2), and

$$v_i \ell'_{ij} \geq P'^2_{ij} + Q'^2_{ij}, \quad \forall i \rightarrow j \quad (8)$$

with *strict* inequality for at least one line. Then one can construct a new power injection u from u' , in the same way as the proof of [10, Theorem 1] (exactness of SOCP relaxation when load over-satisfaction is allowed). Specifically, pick a particular line $m \rightarrow n$ where (8) strictly holds, make:

$$\begin{aligned} p_m &= p'_m - \frac{\varepsilon r_{mn}}{2}, & q_m &= q'_m - \frac{\varepsilon x_{mn}}{2} \\ p_n &= p'_n - \frac{\varepsilon r_{mn}}{2}, & q_n &= q'_n - \frac{\varepsilon x_{mn}}{2} \end{aligned}$$

for some $\varepsilon > 0$, and keep other elements of u equal to u' .

We next prove that for $u \leq u'$ above, there exists $x = (v, \ell, P, Q)$ that satisfies (1a)–(1c), (2), (8), and moreover

$$v_m \ell_{mn} = P_{mn}^2 + Q_{mn}^2 \quad (9)$$

for the said particular line $m \rightarrow n$. How to find such an x and why it satisfies (1a)–(1c), (2a), (8) are straightforward from the proof of [10, Theorem 1]. Moreover, that proof shows:

$$\begin{aligned} &v_m \ell_{mn} - P_{mn}^2 - Q_{mn}^2 \\ &= -\frac{r_{mn}^2 + x_{mn}^2}{4} \varepsilon^2 - (v'_m - r_{mn} P'_{mn} - x_{mn} Q'_{mn}) \varepsilon \\ &\quad + (v'_m \ell'_{mn} - P_{mn}'^2 - Q_{mn}'^2) \end{aligned}$$

which is a parabola of ε that opens down and passes through:

$$\begin{aligned} &(0, \quad v'_m \ell'_{mn} - P_{mn}'^2 - Q_{mn}'^2 > 0) \quad \text{and} \\ &\left(\ell'_{mn}, \quad -\left(P'_{mn} - \frac{r_{mn} \ell'_{mn}}{2} \right)^2 - \left(Q'_{mn} - \frac{x_{mn} \ell'_{mn}}{2} \right)^2 \leq 0 \right). \end{aligned}$$

Therefore, one can always find $0 < \varepsilon \leq \ell'_{mn}$ at which the parabola attains zero, i.e., (9) is satisfied, while at the same time $\ell_{mn} = \ell'_{mn} - \varepsilon$ satisfies current limit (2b).

Repeat the process above for every line that strictly satisfies (8), to make equality (9) hold for that line, until we reach a power injection $u \leq u'$ and a corresponding x that satisfy (1)(2), i.e., $u \in \mathcal{U}$. This completes the proof. ■

Proposition 5 implies that \mathcal{U}' expands \mathcal{U} towards the directions where the net power injections are non-decreasing at all the nodes. Therefore, if we explore the maximum demand and minimum generation across all the nodes simultaneously in the relaxed region \mathcal{U}' , the result will surely fall in the exact feasible region \mathcal{U} . However, in future power systems with highly heterogeneous sources and loads, it would be a common task to simultaneously evaluate the maximum demand at some nodes and the maximum generation at others, in which case searching in \mathcal{U}' may deliver an infeasible result.

To overcome this drawback, we design a heuristic to approximately remove $\tilde{\mathcal{U}} := \mathcal{U}' \setminus \mathcal{U}$ from \mathcal{U}' . The power injections $u \in \tilde{\mathcal{U}}$ are feasible in terms of the SOCP relaxation $\text{FP}'(u)$ but infeasible in terms of $\text{FP}(u)$, as formally defined below.

Definition 2. A power injection $u \in \mathcal{U}'$ is **SOCP-inexact**, if every optimal solution of $\text{FP}'(u)$ satisfies:

$$\|y_{ij}\|_2 < c_{q,ij} x + \gamma_{q,ij} \quad \text{for some } i \rightarrow j.$$

The **SOCP-inexact power injection region** is:

$$\tilde{\mathcal{U}} = \{u \in \mathcal{U}' \mid u \text{ is SOCP-inexact}\}.$$

Our next focus is to build an approximation of $\tilde{\mathcal{U}}$. For that,

Algorithm 2: Approximate $\tilde{\mathcal{U}}_d$ (or SOCP-inexact $\tilde{\mathcal{U}}$)

```

1 Initialization:  $\tilde{\mathcal{U}}_{poly} = \mathcal{U}'_{poly}$  returned by Algorithm 1.
   Given  $\delta \in \mathbb{R}_+^N$ ,  $\eta, \eta' \in \mathbb{R}_+$ ;  $\mathcal{V}_{safe} = \emptyset$ ;  $c = 0$ ;
2 update vertices  $\mathcal{V}(\tilde{\mathcal{U}}_{poly})$ . Let  $\text{dp}''_{max} = -\eta$ ;
3 for  $u \in \mathcal{V}(\tilde{\mathcal{U}}_{poly})$  and  $u \notin \mathcal{V}_{safe}$  do
4   solve  $\text{DP}''(u, \delta)$  to obtain an optimal solution
      $(\mu^*, \lambda^*)$  and maximum objective value  $\text{dp}''(u, \delta)$ ;
5   if  $\text{dp}''(u, \delta) > \text{dp}''_{max}$  then
6      $\text{dp}''_{max} \leftarrow \text{dp}''(u, \delta)$ ;
7      $(\mu_{max}, \lambda_{max}) \leftarrow (\mu^*, \lambda^*)$ ;
8   else if  $\text{dp}''(u, \delta) \leq -\eta$  then  $\mathcal{V}_{safe} = \mathcal{V}_{safe} \cup \{u\}$ ;
9 end
10 if  $\text{dp}''_{max} = -\eta$  or  $c = C_{max}$  then
11   return  $\tilde{\mathcal{U}}_{poly}$ .
12 else
13   add to  $\tilde{\mathcal{U}}_{poly}$  a cutting plane:
      $\mu_{f,max}^\top (B_f u + \gamma_f) + \lambda_{s,max}^\top \gamma_s \leq$ 
      $\mu_{y,max}^\top b_y + \lambda_{q,max}^\top \gamma_q - \eta'$ ;
14    $c \leftarrow c + 1$ ;
15   go back to Line 2;
16 end

```

we consider the following set defined on the dual SOCP:

$$\begin{aligned} \tilde{\mathcal{U}}_d := \{u \in \mathcal{U}' \mid &\text{Every optimal solution of } \text{DP}'(u) \\ &\text{satisfies } \lambda_{q,ij} = 0 \text{ for some } i \rightarrow j\}. \end{aligned}$$

By complementary slackness [18, Section 5.5.2], for every primal-dual optimal of $\text{FP}'(u)$ and $\text{DP}'(u)$, there is:

$$\lambda_{q,ij} (\|y_{ij}\|_2 - c_{q,ij} x - \gamma_{q,ij}) = 0, \quad \forall i \rightarrow j.$$

This implies $\tilde{\mathcal{U}} \subseteq \tilde{\mathcal{U}}_d$. Although $\tilde{\mathcal{U}} = \tilde{\mathcal{U}}_d$ may not hold, their difference can only occur under rare circumstances where $\lambda_{q,ij} = \|y_{ij}\|_2 - c_{q,ij} x - \gamma_{q,ij} = 0$ at a primal-dual optimal. Hence we focus on $\tilde{\mathcal{U}}_d$ as an approximation of $\tilde{\mathcal{U}}$.

Given an arbitrary $u \in \tilde{\mathcal{U}}_d \subseteq \mathcal{U}'$, the maximum objective value of $\text{DP}'(u)$ is $\text{dp}'(u) = 0$. Now we add the following constraint to tighten the dual feasible set (6):

$$\lambda_q \geq \delta \quad (10)$$

where the inequality is element-wise and $\delta \in \mathbb{R}_+^N$ is a vector of strictly positive parameters, whose design will be elaborated later. Consider the tightened dual SOCP:

$$\begin{aligned} \text{DP}''(u, \delta) : \max_{\mu, \lambda} \quad &\mu_f^\top (B_f u + \gamma_f) + \lambda_s^\top \gamma_s - \mu_y^\top b_y - \lambda_q^\top \gamma_q \\ \text{s. t.} \quad &(6), (10) \end{aligned}$$

and let $\text{dp}''(u, \delta)$ denote its maximum objective value. For $u \in \tilde{\mathcal{U}}_d$, there must be $\text{dp}''(u, \delta) < 0$, because otherwise $\text{DP}'(u)$ would have an optimal solution that satisfies (10), contradicting the definition of $\tilde{\mathcal{U}}_d$. Actually $\text{dp}''(u, \delta) \leq -\eta$ for some $\eta > 0$ that depends on u and δ .

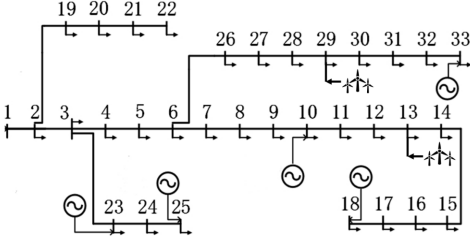


Fig. 1. IEEE 33-node network model from [17].

The idea above inspires our design of Algorithm 2, which follows a similar procedure to Algorithm 1 to approximate $\tilde{\mathcal{U}}_d$ (or $\tilde{\mathcal{U}}$). If Algorithm 2 terminates with $dp''_{max} = -\eta$ in a finite number of iterations, then it returns a convex polytope $\tilde{\mathcal{U}}_{poly} \subseteq \mathcal{U}'_{poly}$ that guarantees $dp''(u, \delta) \leq -\eta < 0$ for all $u \in \tilde{\mathcal{U}}_{poly}$. To make Algorithm 2 more robust, we may choose $\eta' > \eta$ for the added cutting plane in Line 13.

We observe in numerical experiments that Algorithm 2 is quite sensitive to parameters δ and η . A general guideline is that (i) given δ , choosing a smaller η and (ii) given η , choosing a bigger δ will both make $\tilde{\mathcal{U}}_{poly}$ bigger and lead to a smaller (more conservative) approximation of $\mathcal{U} = \mathcal{U}' \setminus \tilde{\mathcal{U}}$.

It is often difficult for Algorithm 2 to use a single convex polytope $\tilde{\mathcal{U}}_{poly}$ to accurately approximate the most likely nonconvex $\tilde{\mathcal{U}}$. To deal with this difficulty, we propose to run Algorithm 2 multiple times with different $\delta \in \mathbb{R}_+^N$. As a result, we obtain multiple convex polytopes whose union serves as a better approximation of $\tilde{\mathcal{U}}$. Those vectors δ are selected in the following way. We traverse the vertices of \mathcal{U}'_{poly} and select one vertex u each time to run Algorithm 2. Solve the dual SOCP $DP'(u)$ to get an optimal solution (μ^*, λ^*) . In λ_q^* , keep all the strictly positive elements as they are, and add a small positive number to all the zero elements. The result is δ for that run of Algorithm 2.

Concluding remark for Section IV: As discussed, the feasible power injection region $\mathcal{U} = \mathcal{U}' \setminus \tilde{\mathcal{U}}$, where \mathcal{U}' is the SOCP-relaxed feasible region and $\tilde{\mathcal{U}}$ is the SOCP-inexact region. We developed Algorithm 1 to get \mathcal{U}'_{poly} , a convex polytopic approximation of \mathcal{U}' ; and Algorithm 2 to get $\tilde{\mathcal{U}}_{poly}$, a convex polytopic approximation of $\tilde{\mathcal{U}}$. Algorithm 2 can run multiple times to obtain a more accurate approximation of nonconvex $\tilde{\mathcal{U}}$. The outputs of multiple runs of Algorithm 2 are then removed from \mathcal{U}'_{poly} to obtain a generally nonconvex polytopic approximation of \mathcal{U} . It can be expressed as a finite union of convex polytopes, which facilitates the computation of Minkowski sum, as remarked after Definition 1.

V. NUMERICAL RESULTS

We conduct numerical experiments on the IEEE 33-node network model in Fig. 1. The proposed algorithms are implemented to approximate the feasible region of active power injections (u_1, u_2) at nodes 13 and 29, respectively, where renewable energy sources are installed.

In particular, Fig. 2 shows the output \mathcal{U}'_{poly} by Algorithm 1 in different iterations, which approaches the actual SOCP-

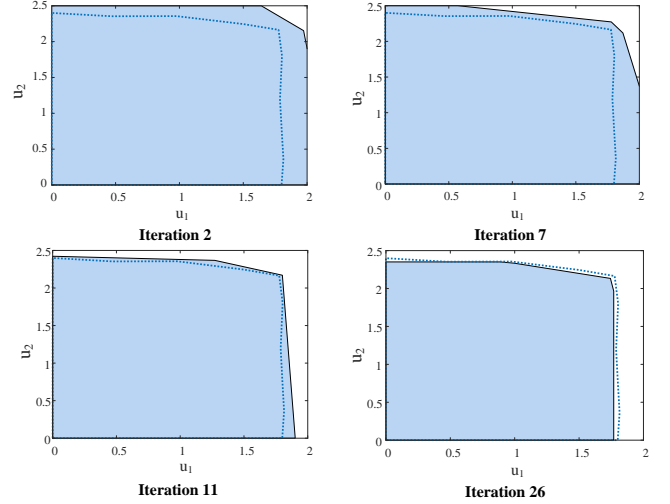


Fig. 2. The output of Algorithm 1 in different iterations (solid line) to approximate the SOCP-relaxed feasible region \mathcal{U}' (dashed line).

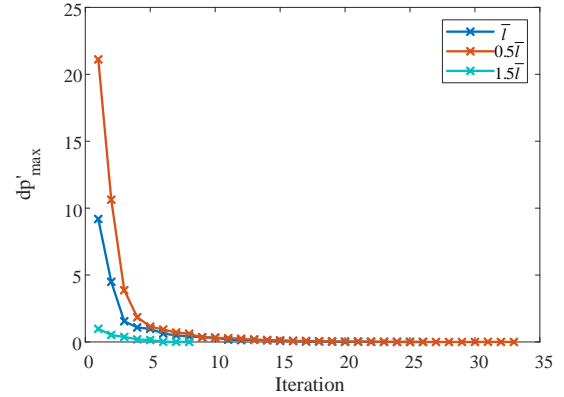


Fig. 3. The change of dp'_{max} over iterations of Algorithm 1.

relaxed feasible region \mathcal{U}' . The actual region is found by solving SOCP $FP'(u)$ over sampled points u in the (u_1, u_2) space. We observe that Algorithm 1 terminates with $dp'_{max} = 0$ in a finite number of iterations, thus returning a convex polytope $\mathcal{U}'_{poly} = \mathcal{U}'$ with a minor error due to sampling resolution.

We run two other cases where we halve and double the current limits \bar{l} , respectively. Fig. 3 displays the decrease of dp'_{max} towards zero over the iterations of Algorithm 1, in all the three cases. Table I shows the number of iterations and computation time required for each case to converge. We observe that a more stringent line-flow limit results in slower convergence. Overall, the computation time is acceptable considering that the feasible region is typically searched day-ahead or in a planning phase.

We run Algorithm 2 multiple times as proposed in Section IV. The obtained convex polytopes (whose union serves as an approximation of $\tilde{\mathcal{U}}$) are removed from the output \mathcal{U}'_{poly} by Algorithm 1, leaving an approximation of the feasible power injection region \mathcal{U} . Fig. 4 compares this approximation with \mathcal{U} obtained by checking sampled points (close to the actual \mathcal{U}), which shows the ability of the proposed algorithms to provide a simple and relatively accurate approximation.

TABLE I
COMPUTATION TIME UNDER DIFFERENT CURRENT LIMITS

$0.5\bar{l}$		\bar{l}		$1.5\bar{l}$	
Iteration	Time	Iteration	Time	Iteration	Time
33	391 s	26	263 s	8	63 s

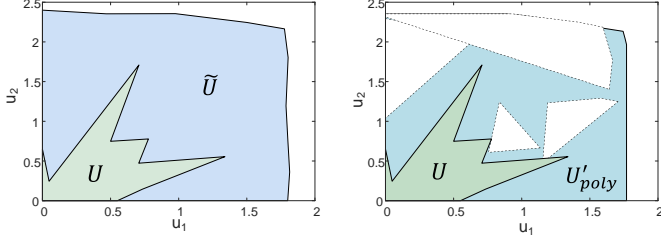


Fig. 4. Left: The SOCP-relaxed region \mathcal{U}' (outside) and exact feasible region \mathcal{U} (inside) obtained by checking sampled points in the (u_1, u_2) space. Right: An approximation of \mathcal{U} obtained by removing the outputs of multiple runs of Algorithm 2 (white polytopes) from \mathcal{U}'_{poly} returned by Algorithm 1 (the outside polytope).

VI. CONCLUSION

In this paper, we developed a polytopic approximation of the feasible power injection region on the AC Dist-Flow model of radial networks. To be specific, a power-injection feasibility problem ensuring both power-flow solvability and voltage and current safety was formulated and relaxed to a convex SOCP. Its dual problem, also an SOCP, was proved to attain strong duality. Built on the dual SOCP, our first algorithm established a convex polytopic approximation of the SOCP-relaxed feasible region. We proved that the approximation is exact if the algorithm terminates in a finite number of iterations. Then our second algorithm provided a polytopic approximation of the SOCP-inexact power injection region, which subtracted from the first polytope, leading to a polytopic approximation of the target feasible region.

The proposed approximation extends previous methods which explored the feasible region subject to a specific shape or direction of the power injection vector, as well as those based on linearized power flow models. Numerical experiments show that the proposed method can provide a relatively accurate approximation in a simple polytopic form with moderate computation efforts. For future work, we plan to improve accuracy and convergence of the proposed algorithms, especially the one to remove SOCP-inexact power injections.

REFERENCES

- [1] J. Zhao, T. Zheng, and E. Litvinov, "Variable resource dispatch through do-not-exceed limit," *IEEE Transactions on Power Systems*, vol. 30, no. 2, pp. 820–828, 2014.
- [2] W. Wei, F. Liu, and S. Mei, "Dispatchable region of the variable wind generation," *IEEE Transactions on Power Systems*, vol. 30, no. 5, pp. 2755–2765, 2014.
- [3] Y. Chen, W. Wei, H. Wang, Q. Zhou, and J. P. Catalão, "An energy sharing mechanism achieving the same flexibility as centralized dispatch," *IEEE Transactions on Smart Grid*, 2021.
- [4] Y. Liu, Z. Li, Q. Wu, and H. Zhang, "Real-time dispatchable region of renewable generation constrained by reactive power and voltage profiles in AC power networks," *CSEE Journal of Power and Energy Systems*, vol. 6, no. 3, pp. 528–536, 2019.

- [5] S. Chen, Z. Wei, G. Sun, W. Wei, and D. Wang, "Convex hull based robust security region for electricity-gas integrated energy systems," *IEEE Transactions on Power Systems*, vol. 34, no. 3, pp. 1740–1748, 2018.
- [6] M. Nick, R. Cherkaoui, J.-Y. Le Boudec, and M. Paolone, "An exact convex formulation of the optimal power flow in radial distribution networks including transverse components," *IEEE Transactions on Automatic Control*, vol. 63, no. 3, pp. 682–697, 2017.
- [7] H. D. Nguyen, K. Dvijotham, and K. Turitsyn, "Constructing convex inner approximations of steady-state security regions," *IEEE Transactions on Power Systems*, vol. 34, no. 1, pp. 257–267, 2018.
- [8] N. Nazir and M. Almassalkhi, "Convex inner approximation of the feeder hosting capacity limits on dispatchable demand," in *IEEE Conference on Decision and Control*, 2019, pp. 4858–4864.
- [9] M. E. Baran and F. F. Wu, "Optimal capacitor placement on radial distribution systems," *IEEE Transactions on Power Delivery*, vol. 4, no. 1, pp. 725–734, 1989.
- [10] M. Farivar and S. H. Low, "Branch flow model: Relaxations and convexification—part I," *IEEE Transactions on Power Systems*, vol. 28, no. 3, pp. 2554–2564, 2013.
- [11] S. Bolognani and S. Zampieri, "On the existence and linear approximation of the power flow solution in power distribution networks," *IEEE Transactions on Power Systems*, vol. 31, no. 1, pp. 163–172, 2015.
- [12] C. Wang, A. Bernstein, J.-Y. Le Boudec, and M. Paolone, "Explicit conditions on existence and uniqueness of load-flow solutions in distribution networks," *IEEE Transactions on Smart Grid*, vol. 9, no. 2, pp. 953–962, 2016.
- [13] K. Dvijotham, H. Nguyen, and K. Turitsyn, "Solvability regions of affinely parameterized quadratic equations," *IEEE Control Systems Letters*, vol. 2, no. 1, pp. 25–30, 2017.
- [14] J. W. Simpson-Porco, "A theory of solvability for lossless power flow equations—part II: Conditions for radial networks," *IEEE Transactions on Control of Network Systems*, vol. 5, no. 3, pp. 1373–1385, 2017.
- [15] M. S. Nazir, I. A. Hiskens, A. Bernstein, and E. Dall'Anese, "Inner approximation of Minkowski sums: A union-based approach and applications to aggregated energy resources," in *IEEE Conference on Decision and Control*, 2018, pp. 5708–5715.
- [16] A. Ben-Tal and A. Nemirovski, "On polyhedral approximations of the second-order cone," *Mathematics of Operations Research*, vol. 26, no. 2, pp. 193–205, 2001.
- [17] Y. Chen, W. Wei, F. Liu, E. E. Sauma, and S. Mei, "Energy trading and market equilibrium in integrated heat-power distribution systems," *IEEE Transactions on Smart Grid*, vol. 10, no. 4, pp. 4080–4094, 2018.
- [18] S. Boyd and L. Vandenberghe, *Convex Optimization*. Cambridge University Press, 2004.

APPENDIX. CONSTANT PARAMETERS

This appendix provides in full detail the constant matrices, vectors, and numbers used in Section IV.

A. Equation (3): $A_f, B_f, \gamma_f, A_s, \gamma_s$

The vectors $x = (v, \ell, P, Q)$ and (p, q) are arranged in the order explained in Section II. Let $C \in \{-1, 0, 1\}^{(N+1) \times N}$ be the incidence matrix of the radial network, with its element at the k -th row, j -th column:

$$C_{kj} = \begin{cases} 1, & \text{if } k = i \text{ for line } i \rightarrow j \\ -1, & \text{if } k = j \text{ for line } i \rightarrow j \\ 0, & \text{otherwise.} \end{cases}$$

Removing the first row of C , we get the reduced incidence matrix $\bar{C} \in \{-1, 0, 1\}^{N \times N}$. Define diagonal matrices $R := \text{diag}(r_{ij}, \forall i \rightarrow j)$ and $X := \text{diag}(x_{ij}, \forall i \rightarrow j)$. Denote the $N \times N$ all-zero matrix as \mathbf{O}_N , identity matrix as I_N , and N -dimensional all-zero column vector as 0_N . First define:

$$B'_f = \begin{bmatrix} I_N & \mathbf{O}_N \\ \mathbf{O}_N & I_N \\ \mathbf{O}_N & \mathbf{O}_N \end{bmatrix}, \quad \gamma'_f = \begin{bmatrix} 0_N \\ 0_N \\ v_0 \\ 0_{N-1} \end{bmatrix}.$$

Let B'_{fd} be a submatrix of B'_f containing only the columns corresponding to the known constant power injections d . Then B_f only includes the rest of the columns, i.e., those corresponding to the variable power injections u . We have:

$$A_f = \begin{bmatrix} \mathbf{O}_N & -R & -\bar{C} & \mathbf{O}_N \\ \mathbf{O}_N & -X & \mathbf{O}_N & -\bar{C} \\ \bar{C}^\top & (R^2 + X^2) & -2R & -2X \end{bmatrix}, \quad \gamma_f = \gamma'_f + B'_{fd}d.$$

Define column vectors $\bar{v} := (\bar{v}_i, \forall i = 1, \dots, N)$, $\underline{v} := (v_i, \forall i = 1, \dots, N)$, and $\bar{\ell} = (\bar{\ell}_{ij}, \forall i \rightarrow j)$. To write safety limits (2) as $A_s x + \gamma_s \leq 0$, we need:

$$A_s = \begin{bmatrix} I_N & \mathbf{O}_N & \mathbf{O}_N & \mathbf{O}_N \\ -I_N & \mathbf{O}_N & \mathbf{O}_N & \mathbf{O}_N \\ \mathbf{O}_N & I_N & \mathbf{O}_N & \mathbf{O}_N \\ \mathbf{O}_N & -I_N & \mathbf{O}_N & \mathbf{O}_N \end{bmatrix}, \quad \gamma_s = \begin{bmatrix} -\bar{v} \\ \underline{v} \\ -\bar{\ell} \\ 0_N \end{bmatrix}.$$

B. Equation (4): A_y, b_y, c_q, γ_q

To make (4b)–(4c) the same as:

$$\left\| \begin{bmatrix} 2P_{ij} \\ 2Q_{ij} \\ v_i - \ell_{ij} \end{bmatrix} \right\|_2 \leq v_i + \ell_{ij} + z_{q,ij}, \quad \forall i \rightarrow j$$

we need A_y, b_y, c_q, γ_q as follows:

- For all $i \rightarrow j$, $A_{y,ij}$ is $3 \times (4N)$ sparse matrix with all elements zero except its element at the first row, $(2N+j)$ -th column equal to 2; at the second row, $(3N+j)$ -th column equal to 2; at the third row, i -th column equal to 1 (if $i \neq 0$), and $(N+j)$ -th column equal to -1 .
- For all $i \rightarrow j$ except $0 \rightarrow 1$, $b_{y,ij}$ is a three-dimensional column vector of all zeros; $b_{y,01} = [0, 0, v_0]^\top$.
- For all $i \rightarrow j$, $c_{q,ij}$ is a $(4N)$ -dimensional row vector of all zeros except its i -th (if $i \neq 0$) and $(N+j)$ -th elements both equal to 1.
- $\gamma_{q,ij} = 0$ for all $i \rightarrow j$ except $0 \rightarrow 1$; $\gamma_{q,01} = v_0$.