

Attentive Knowledge-aware Graph Convolutional Networks with Collaborative Guidance for Personalized Recommendation

Yankai Chen¹, Yaming Yang², Yujing Wang², Jing Bai², Xiangchen Song³, and Irwin King¹ *Fellow, IEEE*

¹Department of Computer Science and Engineering, The Chinese University of Hong Kong, Hong Kong

²Microsoft Research Asia, China, ³Department of Machine Learning, Carnegie Mellon University, USA
{ykchen, king}@cse.cuhk.edu.hk, {yayaming, yujwang, jbai}@microsoft.com, xiangchensong@cmu.edu

Abstract—To alleviate data sparsity and cold-start problems of traditional recommender systems (RSs), incorporating knowledge graphs (KGs) to supplement auxiliary information has attracted considerable attention recently. However, simply integrating KGs in current KG-based RS models is not necessarily a guarantee to improve the recommendation performance, which may even weaken the holistic model capability. This is because the construction of these KGs is independent of the collection of historical user-item interactions; hence, information in these KGs may not always be helpful for recommendation to all users.

In this paper, we propose *attentive Knowledge-aware Graph convolutional networks with Collaborative Guidance for personalized Recommendation* (CG-KGR). CG-KGR is a novel knowledge-aware recommendation model that enables ample and coherent learning of KGs and user-item interactions, via our proposed *Collaborative Guidance Mechanism*. Specifically, CG-KGR first encapsulates historical interactions to interactive information summarization. Then CG-KGR utilizes it as guidance to extract information out of KGs, which eventually provides more precise personalized recommendation. We conduct extensive experiments on four real-world datasets over two recommendation tasks, i.e., Top-K recommendation and Click-Through rate (CTR) prediction. The experimental results show that the CG-KGR model significantly outperforms recent state-of-the-art models by 4.0-53.2% and 0.4-3.2%, in terms of Recall metric on Top-K recommendation and AUC on CTR prediction, respectively.

Index Terms—Knowledge-aware Recommendation; Knowledge Graphs; Graph Convolutional Networks; Collaborative Guidance

I. INTRODUCTION

With the rapid development of Internet applications, recommender systems (RSs) nowadays play an increasingly important role throughout E-commerce platforms, social networks, and commercial websites. A traditional recommendation method - *collaborative filtering* (CF) - models user preferences of interests based on the similarity of users or items from the historical interactions. Recent proposed graph neural network based methods simulating the CF process [1], [2] demonstrate the remarkable improvement over traditional matrix factorization (MF) models [3], [4], [5], [6]. However, CF-based RS models usually suffer from the data sparsity issue and cold-start problems [7], [8], [9], [10].

To alleviate these issues, incorporating *knowledge graphs* (KGs) as side information for RS models has recently attracted considerable attention [11], [12], [13], [14], [15]. Essentially, a KG is a heterogeneous graph, where nodes denote *entities* (i.e., products or items with associated attributes and properties) and edges represent mutual *relations* among these entities.

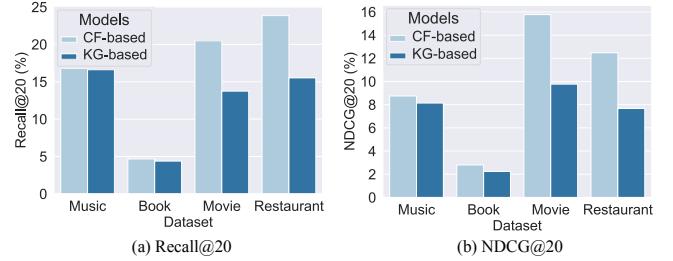


Figure 1. Performance comparison between some KG-based models and selected CF-based in Top-20 recommendation.

Based on KGs and user-item interactions, an intuitive and popular solution is to: first model user-item interactions and KGs in the graph data structure, and then design graph-based models, e.g., *graph convolutional networks* (GCNs), to directly capture their semantic relations and topological structures. Instead of relying on interactive data solely, with the rich relational information in KGs to compensate for the sparsity, KG-integrated RS methods have the potential to provide more precise and interpretable recommendation.

Major Motivation. Despite these promising benefits, simply integrating KGs in the RS models is not necessarily a guarantee to improve the recommendation performance. In this paper, we study the classical CF-based (without KGs) and KG-based RS models on four real benchmarks for music, book, movie, and restaurant recommendation. As shown in Figure 1, some KG-based models even underperform the best traditional CF-based models on both Recall and NDCG metrics of Top-20 recommendation task (details of datasets and experimental analysis are referred to Section IV-D). The main reason is that these KGs are usually constructed independently of interaction data collection; information in these KGs may not be all informative or helpful for recommendation to all users, which may even suppress the holistic model performance. Hence, given the user-item interaction data and KGs, the crux of boosting performance lies in better information extraction, by making sufficient and coherent use of these two data sources.

However, existing KG-aware RS models may fall short of satisfaction towards this goal mainly in three aspects:

- **Conventional methods simply mix the learning of interactive information and external knowledge.** Existing works [11], [12], [14], [13], [15] usually apply undifferentiated convolutional operations to jointly learn these two types of information, both of which, however, naturally

stand for different semantics. Specifically, interaction data directly reveals the **users' preferences** to items and **items' attracting groups**; KGs provide the additional backgrounds of items. Nevertheless, information in these KGs is not necessarily all informative or helpful for recommendation. Without distinguishing interactive information out of external knowledge, these undifferentiated operations may lead to excessive collection of uninformative knowledge, which thus produce a suboptimal recommendation.

- **Explicit learning of interactive information is insufficient.** Studies [11], [12], [14] focus on encoding KGs triplets for knowledge supplement by propagating information among KG entities. However, they ignore the explicit propagation of interactive information in the embedding learning for users and items. As we just mentioned, interactive information directly reveals users' preferences and items' attracting groups. We argue that such information is also important for profiling users and items, as the basic assumption that we adopt is: users who accepted certain items are likely to accept similar ones in the future, and vice versa for items. In other words, without explicitly embedding historical interactive information, these methods may draw insufficient model learning for recommendation.
- **The effect of knowledge extraction from KGs for personalized recommendation is limited.** When supplementing the backgrounds for item recommendation, most works [11], [13], [14], [15] propose various *attention mechanisms* to enable the weights of knowledge triplets to be adaptive. However, for different target users and items, the weights of these KG triplets are invariable, which might not logically hold in practice. For example, to fans of *Ryan Gosling*, the weight of knowledge (*La La Land*, *ActedBy*, *Ryan Gosling*) should be larger in personalized recommendation than that of triplet (*La La Land*, *Genre*, *Music*). On the contrary, for a music-movie enthusiast, the latter triplet may dominate the knowledge compositions in the background supplement, and thus take the most credit for recommendation of *La La Land* to him/her. Unfortunately, these works are unable to make such dynamic adjustments. In personalized recommendation, target users and items tend to have diverse **user preferences** and **item attracting groups**; thus the informativeness of the same knowledge triplet actually varies. This implies that the knowledge extraction should be **customized** accordingly. Note that KGCN [12] directly multiplies user embeddings with edge embeddings to weigh the knowledge contribution. But simply using user and edge information is too general so that the distinct semantics of each triplet may be smoothed. In a nutshell, current works may lack certain mechanisms to dynamically adjust the knowledge compositions for target users and items, leading to unsatisfactory personalized recommendation.

To address these limitations, we propose *attentive Knowledge-aware Graph convolutional networks with Collaborative Guidance for personalized Recommendation* (CG-KGR). CG-KGR approaches the problem for better personalized recommendation via GCN-based representation learning. We distinguish the **interactive information**

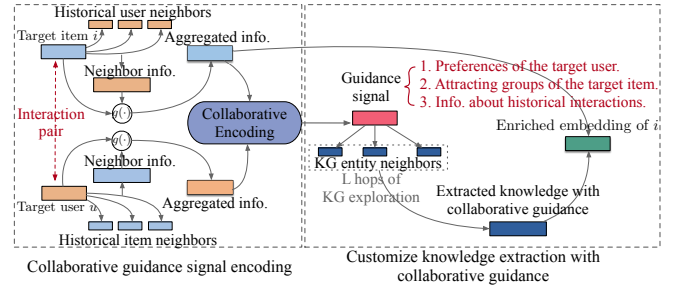


Figure 2. Illustration of Collaborative Guidance Mechanism.

summarization from external **knowledge extraction**, via respectively setting different strategies of information propagation and aggregation for interaction data and KGs. Technically, we perform the sufficient learning of interactive data and coherent extraction of KG information as follows:

- In interactive information summarization, we profile users' preferences by visiting their interacted items and summarize the attracting groups of items by exploring their associated users. We explicitly embed such summarized information to make adequate learning of interaction data and prepare for the utilization in the following knowledge extraction.
- To tailor knowledge extraction for better personalized recommendation, we propose a novel two-step mechanism called **Collaborative Guidance**. As shown in Figure 2: (1) given a target pair of user and item, we first summarize the interactive information and encode it to the **collaborative guidance signal**; (2) then we immerse this signal into the process of knowledge extraction as the early-matching functionality. Generally, the guidance signal contains the target user's information that serves as the **preference filtering** to mask the irrelevant information in KGs, and the target item's information that works as the **attraction grouping** to further highlight the important factors.

Unlike traditional models [11], [12], [14], [13], [15] adopting the straightforward KG semantics propagation, the benefits of our two-step early-matching mechanism are mainly twofold: (1) By using the interactive information, CG-KGR endorses the informative knowledge out of the uninformative one. For instance, thanks to the interactive information summarization for fans of *Ryan Gosling*, CG-KGR highlights the informative knowledge (*La La Land*, *ActedBy*, *Ryan Gosling*) out of the less important one (*La La Land*, *FilmFrom*, *Aug 2015*). (2) More importantly, CG-KGR furnishes more coherent KG information extraction. Based on the summarized interactive information and customized knowledge extraction, we enrich the embeddings of target users and items, and finally provide more precise personalized recommendation. To summarize, our main contributions are as follows:

- 1) We propose a novel knowledge-aware recommendation model named CG-KGR, an end-to-end fine-grained framework that conducts a two-step tailored knowledge extraction with Collaborative Guidance Mechanism.
- 2) We conduct comprehensive experiments on four real-world benchmarks over two recommendation tasks: Top-K recommendation and Click-Through rate (CTR) prediction. CG-KGR achieves an improvement over baselines by 4.04%,

37.37%, 10.14%, and 53.20% *w.r.t* Recall@20 metric on the task of Top-20 recommendation, and 0.67%, 1.84%, 0.39%, and 3.23% *w.r.t* AUC metric on CTR prediction.

3) We release codes and datasets to researchers via the link [16] for reproducing and validation.

Organization. We first define the problem in Section II and then present the detailed methodology of the CG-KGR model in Section III. In Section IV, we report the experimental results on tasks of Top-K recommendation and CTR prediction. Finally, we review the related works in Section V and conclude the paper in Section VI.

II. PROBLEM FORMULATION

User-item interactions can be represented by a bipartite graph, i.e., $\{(u, r^*, i) | u \in \mathcal{U}, i \in \mathcal{I}\}$. \mathcal{U} and \mathcal{I} denote the sets of users and items, and r^* generalizes all user-item interactions, e.g., *browse*, *click*, or *purchase*, as one relation type between user u and item i . Moreover, we use $y_{u,i} = 1$ to indicate there is an observed interaction between u and i , otherwise $y_{u,i} = 0$. A KG is formally defined as $\{(e_1, r, e_2) | e_1, e_2 \in \mathcal{E}, r \in \mathcal{R}\}$, denoting that relation r connects entity e_1 and e_2 . \mathcal{E} and \mathcal{R} represent the sets of entities and relations. The KG is used to provide side information such as item attributes and external knowledge for items, e.g., (*La La Land*, *ActedBy*, *Ryan Gosling*). Moreover, each item can be matched with an entity in the KG to achieve the alignment from items to some KGs entities, i.e., $\mathcal{I} \subseteq \mathcal{E}$, [13], [15]. For ease of interpretation, unifying interaction data and item knowledge is thus defined as $\mathcal{G} = (\mathcal{E}', \mathcal{R}')$, where $\mathcal{E}' = \mathcal{E} \cup \mathcal{U}$ and $\mathcal{R}' = \mathcal{R} \cup \{r^*\}$.

Notations. In this paper, we use bold lowercase, bold uppercase and calligraphy characters to denote vectors, matrices and sets, respectively. Non-bold characters are used to denote graph nodes or scalars. We list all key notations in Table I.

Task Description. Given $\mathcal{G} = (\mathcal{E}', \mathcal{R}')$, the recommendation task studied in this paper is to train a RS model predicting the probability $\hat{y}_{u,i}$ that target user u may adopt target item i .

III. CG-KGR MODEL METHODOLOGY

We now present the details of our proposed CG-KGR model. Figure 3 depicts the model framework. In the following sections, we will demonstrate: (1) user-item interactive information summarization for guidance signal encoding; (2) knowledge extraction with collaborative guidance; (3) model prediction and optimization of CG-KGR, accordingly.

A. Interactive Information Summarization for Collaborative Signal Encoding

Interactive information summarization profiles user preferences and item attracting groups. Based on the summarized information, CG-KGR further encodes it to the guidance signal. To explain the attentive information summarization, we start with the description of *collaboration attention*.

1) Collaboration Attention.

Given the **target interaction pair** (u, i) between user u and item i , we compute the attentive weight $\pi(u, i)$:

$$\pi(u, i) = \mathbf{v}_u^T \mathbf{M}_{r^*} \mathbf{v}_i, \quad (1)$$

TABLE I: Notations and meanings.

Notation	Meaning
\mathcal{U}, \mathcal{I}	The sets of users, items.
\mathcal{E}, \mathcal{R}	The sets of entities, relations in the external KG.
r^*	Generalized user-item interaction type.
$\mathcal{G} = (\mathcal{E}', \mathcal{R}')$	Unified graph \mathcal{G} with the node set $\mathcal{E}' = \mathcal{E} \cup \mathcal{U}$, and the edge set $\mathcal{R}' = \mathcal{R} \cup \{r^*\}$.
$y_{u,i}, \hat{y}_{u,i}$	$y_{u,i}=1$ means there is an observed interaction between user u and item i , otherwise $y_{u,i}=0$, and $\hat{y}_{u,i}$ means the estimated matching score.
$\mathcal{S}(u), \mathcal{S}_{UI}(i), \mathcal{S}_{KG}(i)$	u 's historical interacted set of items: $\mathcal{S}(u) \subseteq \mathcal{I}$, i 's historical interacted set of users: $\mathcal{S}_{UI}(i) \subseteq \mathcal{U}$, and i 's neighbor set of KG entities: $\mathcal{S}_{KG}(i) \subseteq \mathcal{E}$.
$\pi(u, i), \hat{\pi}(u, i)$	Unnormalized and normalized attentive weight of information contribution from user u to item i .
$\omega((u, i), h, r, t), \hat{\omega}((u, i), h, r, t)$	Unnormalized and normalized attentive weight of the KG triplet (h, r, t) biased by collaborative guidance from target user-item pair (u, i) .
$\mathbf{M}_{r^*} \in \mathbb{R}^{d \times d}$	Transformation matrix for interactive relation r^* .
$\mathbf{M}_r^{(u,i)} \in \mathbb{R}^{d \times d}$	Transformation matrix for relation $r \in \mathcal{R}$ biased by collaborative guidance from user-item pair (u, i) .
$\mathbf{v}_{\mathcal{S}(u)} \in \mathbb{R}^d, \mathbf{v}_{\mathcal{S}_{UI}(i)} \in \mathbb{R}^d, \mathbf{v}_{\mathcal{S}_{KG}(i)} \in \mathbb{R}^d$	The embedding of u 's interactive information, the embedding of i 's interactive information, and the knowledge embedding extracted from KGs by collaborative guidance from target pair (u, i) .
$\mathbf{v}_u, \mathbf{v}_e \in \mathbb{R}^d, \mathbf{v}_i \in \mathbb{R}^d, \mathbf{v}_i^u \in \mathbb{R}^d$	The embeddings of user u and KG entity e , embeddings of item i with interactive information, and with customized knowledge extraction by u .
$f(\cdot, \cdot)$	The collaborative guidance signal encoder.
$g(\cdot, \cdot)$	The information aggregator.
\mathcal{J}	The cross-entropy loss term.
\mathcal{L}	The final objective function of CG-KGR model.
$\mathcal{Y}_u^+, \mathcal{Y}_u^-$	Positive and negative sampling set of u 's interacted items: $i \in \mathcal{Y}_u^+, y_{u,i}=1; i \in \mathcal{Y}_u^-, y_{u,i}=0$.
L	The depth of multi-hop knowledge extraction.
H	The number of multi-head knowledge-aware attention.

where $\mathbf{v}_u, \mathbf{v}_i \in \mathbb{R}^d$ are the d -dimensional embeddings of u and i . $\mathbf{M}_{r^*} \in \mathbb{R}^{d \times d}$ is the transformation matrix for relation r^* . Then the normalized coefficients across all interactions from user u can be computed by using the softmax function:

$$\hat{\pi}(u, i) = \frac{\exp(\pi(u, i))}{\sum_{i' \in \mathcal{S}(u)} \exp(\pi(u, i'))}. \quad (2)$$

This attention mechanism depends on the embeddings $\mathbf{v}_u, \mathbf{v}_i$ and weight matrix \mathbf{M}_{r^*} . Generally, $\hat{\pi}(u, i)$ characterizes the informativeness of historical item neighbors, i.e., $\mathcal{S}(u)$, which enables user u to adaptively incorporate information from his/her historical interacted items.

2) User-centric Interactive Information Propagation.

As shown in Figure 3(a), users are directly interacted with items. To profile the embedding of user u by characterizing u 's historical item interactions, we compute the latent representation of u -centric network $\mathcal{S}(u)$ as:

$$\mathbf{v}_{\mathcal{S}(u)} = \sum_{i' \in \mathcal{S}(u)} \hat{\pi}(u, i') \mathbf{v}_{i'}. \quad (3)$$

Essentially, $\mathbf{v}_{\mathcal{S}(u)}$ is the linear combination of u 's neighbors in $\mathcal{S}(u)$. To stabilize the learning process of self-attention in information propagation, we extend our attention to *averaging multi-head attention* [17]. Let $\hat{\pi}^{(h)}(u, i')$ denote the h -th normalized coefficient, and we redefine Equation (3) as follows:

$$\mathbf{v}_{\mathcal{S}(u)} = \frac{1}{H} \sum_{h=1}^H \sum_{i' \in \mathcal{S}(u)} \hat{\pi}^{(h)}(u, i') \mathbf{v}_{i'}. \quad (4)$$

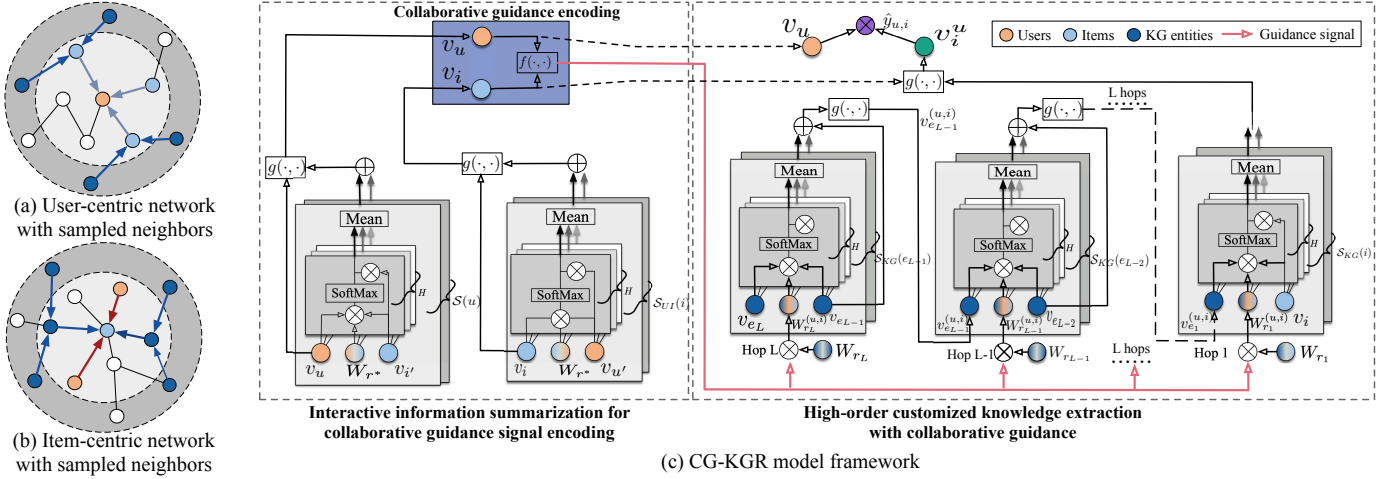


Figure 3. (a) User-centric network where white nodes represent unsampled neighbors. (b) In the item-centric network, items are connected to users (brown) and KG entities (navy). (c) Illustration of the proposed CG-KGR framework.

3) Item-centric Interactive Information Propagation.

Similarly, we compute the embedding of item i 's interactive neighbors, i.e., $v_{S_{UI}(i)}$, with multi-head attention as:

$$v_{S_{UI}(i)} = \frac{1}{H} \sum_{h=1}^H \sum_{u' \in S_{UI}(i)} \hat{\pi}^{(h)}(i, u') v_{u'}, \quad (5)$$

where $\hat{\pi}^{(h)}(i, u')$ is the h -th normalized coefficient that is computed by the collaboration attention. Obviously, $v_{S_{UI}(i)}$ is calculated similarly to Equation (3), as they share the same transformation matrix M_{r^*} that generalizes the user-item relationship in the latent embedding space.

Neighbor sampling. Generally, feeding the whole graph to the graph convolutional networks suffers from highly computational overhead. Hence, neighbor sampling is often used to sample a sub-graph for efficient training [18], [11], [12], [14]. This is particularly useful for web-scale recommender systems [19]. We implement the neighbor sampling as a fixed-size random sampling, i.e., $S(u)$ and $S_{UI}(i)$, instead of using its full neighbors. Detailed sampling settings for this paper are reported in Section IV-C.

4) Information Aggregation.

The next step is to aggregate propagated information with current information to iteratively update the node embeddings, by using the aggregation function $g(\cdot, \cdot): \mathbb{R}^d \times \mathbb{R}^d \rightarrow \mathbb{R}^d$. In each iteration, we update embeddings, e.g., user u , as follows:

$$v_u = g(v_u, v_{S(u)}). \quad (6)$$

Similarly, we can iteratively aggregate interactive information for items to update the embedding v_i .

For aggregator selections, we utilize three types of aggregators to implement $g(v_1, v_2)$ of two inputs v_1 and v_2 .

- **Sum Aggregator** [20] takes the summation of two inputs and conduct a nonlinear transformation:

$$g_{sum} = \sigma(W \cdot (v_1 + v_2) + b), \text{ where } g_{sum} \in \mathbb{R}^d. \quad (7)$$

- **Concat Aggregator** [18] concatenates two embeddings, followed by a nonlinear transformation:

$$g_{concat} = \sigma(W \cdot [v_1 || v_2] + b), \text{ where } g_{concat} \in \mathbb{R}^d. \quad (8)$$

- **Neighbor Aggregator** [17] directly updates the output representation with the input embedding v_2 :

$$g_{neighbor} = \sigma(W \cdot v_2 + b), \text{ where } g_{neighbor} \in \mathbb{R}^d. \quad (9)$$

Here W and b are the trainable weight and bias. σ is the nonlinear activation function such as ReLU.

5) Collaborative Guidance Signal Encoding.

Based on the updated embeddings of target user u (v_u) and target item i (v_i), we can encode them to the **guidance signal**. In this paper, we implement three simple optional types of guidance signal encoders $f(v_u, v_i): \mathbb{R}^d \times \mathbb{R}^d \rightarrow \mathbb{R}^d$:

- **Sum Encoder** takes the summation of the inputs v_u and v_i :

$$f_{sum} = v_u + v_i, \text{ where } f_{sum} \in \mathbb{R}^d. \quad (10)$$

- **Mean Encoder** averages the values of inputs v_u and v_i :

$$f_{mean} = \frac{1}{2}(v_u + v_i), \text{ where } f_{mean} \in \mathbb{R}^d. \quad (11)$$

- **Pairwise-max Encoder** takes the element-wise maximum values of inputs v_u and v_i :

$$f_{pmax} = \text{pmax}(v_u, v_i), \text{ where } f_{pmax} \in \mathbb{R}^d. \quad (12)$$

Once we get the guidance signal that contains the information of user preferences and item attracting groups, CG-KGR employs it for customizing knowledge extraction from KGs to further enrich the node embeddings.

B. Knowledge Extraction with Collaborative Guidance

As shown in Figure 3(b), items are also associated with KG entities. Therefore, for target item i , CG-KGR needs to further extract the external knowledge from KG side, via incorporating the collaborative guidance signal, i.e., $f(v_u, v_i)$.

1) Knowledge-aware Attention with Collaborative Guidance.

In order to discriminate the importance of KG associations, given the KG triplet (i, r, e) where e is the KG entity that is associated with item i by relation r , we define the quintuplet notation $((u, i), i, r, e)$. This represents that (i, r, e) is guided by the target pair (u, i) . We first get the general relation-specific matrix $M_r \in \mathbb{R}^{d \times d}$, and then compute the customized transformation matrix with the guidance signal as:

$$M_r^{(u,i)} = f(v_u, v_i) \odot M_r, \quad (13)$$

where $f(\cdot, \cdot) \in \mathbb{R}^d$ is the guidance signal that seizes the interactive information between user u and item i . \odot represents the element-wise product with *broadcast mechanism*. Notice that M_r describes the relation r in the $(d \times d)$ -dimensional space. By fusing the guidance signal from the target pair (u, i) , $M_r^{(u,i)}$ can simultaneously capture the relational representation of relation r as well as the interactive information of u and i , biasing the coefficient computation for (i, r, e) as:

$$\omega((u, i), i, r, e) = v_i^T M_r^{(u,i)} v_e, \quad (14)$$

and it can be normalized by adopting the softmax function as:

$$\hat{\omega}((u, i), i, r, e) = \frac{\exp(\omega((u, i), i, r, e))}{\sum_{e' \in \mathcal{S}_{KG}(i)} \exp(\omega((u, i), i, r, e'))}, \quad (15)$$

where $\mathcal{S}_{KG}(i)$ represents item i 's neighbor set of KG entities. The coefficient $\hat{\omega}((u, i), i, r, e)$ measures the relative informativeness of KG triplet (i, r, e) guided by the target pair (u, i) .

2) Knowledge Extraction and Aggregation.

Based on the target pair (u, i) , we explicitly anchor the guidance signal in the computation of the latent representation of i 's neighboring KG entities $\mathcal{S}_{KG}(i)$ as follows:

$$v_{\mathcal{S}_{KG}(i)}^{(u,i)} = \frac{1}{H} \sum_{h=1}^H \sum_{e \in \mathcal{S}_{KG}(i)} \hat{\omega}^h((u, i), i, r, e) v_e. \quad (16)$$

Likewise, we adopt the fixed-size random sampling for $\mathcal{S}_{KG}(i)$. After incorporating the tailored knowledge, CG-KGR can supplement the additional backgrounds for items as well as their related interactive information. In each iteration of the embedding learning, we reuse g to compute the embedding specifically with the guidance signal as:

$$v_i^u = g(v_i, v_{\mathcal{S}_{KG}(i)}^{(u,i)}). \quad (17)$$

High-order knowledge extraction. As shown in Figure 3(c), to further extract the high-order KG information and propagate it to items for better recommendation, we can stack more extraction hops in our proposed CG-KGR model. Centred at the user-item target pairs, e.g., (u, i) , we can *random-walk-based* explore paths outwards, e.g., $i \xrightarrow{r_1} e_1 \xrightarrow{r_2} \dots \xrightarrow{r_L} e_L$, where $e_l \in \mathcal{E}$ and $r_l \in \mathcal{R}$. (e_{l-1}, r_l, e_l) is the l -th KG triplet on this path, where L is the path length. Here integer $l > 0$, and if $l = 0$, $e_{l-1} = i$. To gather distant information along these paths, CG-KGR extends the aforementioned knowledge-aware attention in high-order knowledge extraction. Concretely, guided by the target pair (u, i) in the

l -depth exploration, we get the neighbor set of KG entity e_{l-1} , i.e., $\mathcal{S}_{KG}(e_{l-1})$, and then formulate its embedding as:

$$v_{\mathcal{S}_{KG}(e_{l-1})}^{(u,i)} = \frac{1}{H} \sum_{h=1}^H \sum_{e_l \in \mathcal{S}_{KG}(e_{l-1})} \hat{\omega}^h((u, i), e_{l-1}, r_l, e_l) v_{e_l}, \quad (18)$$

where coefficient $\hat{\omega}^h((u, i), e_{l-1}, r_l, e_l)$ can be normalized using the softmax function similarly as Equation (15), after the computation of unnormalized coefficient:

$$\omega((u, i), e_{l-1}, r_l, e_l) = v_{e_{l-1}}^T M_{r_l}^{(u,i)} v_{e_l}. \quad (19)$$

Then we compute the embedding of KG entity e_{l-1} anchored with the guidance signal accordingly:

$$v_{e_{l-1}}^{(u,i)} = g(v_{e_{l-1}}, v_{\mathcal{S}_{KG}(e_{l-1})}^{(u,i)}), \quad (20)$$

where $v_{e_{l-1}}$ is the unique embedding of entity e_{l-1} , memorizing e_{l-1} 's original information. Please notice that knowledge triplet (e_{l-1}, r_l, e_l) is originally explored from item i , which means if $l = 1$, $v_{\mathcal{S}_{KG}(e_{l-1})}^{(u,i)} = v_{\mathcal{S}_{KG}(i)}^{(u,i)}$. This is the embedding of i 's first-order entity neighbors defined in Equation (16).

High-order knowledge extraction also relies on the **neighbor sampling** to generate a *graph node flow*, which in essence is a multi-hop sub-graph where edges live in the consecutive hops. In each hop of KG exploration, we conduct fixed-size random sampling to collect the KG entities. Based on the high-order knowledge extraction with collaborative guidance, item embeddings can be further enriched, which thus boosts the final recommendation performance.

Pseudocodes of the CG-KGR model. We attach the pseudocodes of CG-KGR in Algorithm 1. As illustrated in Algorithm 1, we first conduct interactive information summarization for guidance signal encoding (lines 2-9). For the customized knowledge extraction, guided by the collaborative signal, we iteratively propagate the l -hop KG information from $l = L$ to $l = 1$ (lines 10-14). Then on the 1-hop subgraph, the condensed KG information is further aggregated to finally enrich item i 's representation (line 14). Please notice that we use $\mathcal{S}_{KG}(i)^{(l)}$ to represent i 's l -hop neighbors. 0-hop neighbor of item i is i itself (line 11), so that if $l = 1$, $e = i$ and $v_e^{(u,i)} = v_i^u$ (line 14). B denotes the batch size and notation meanings are referred to Table I.

Time complexity analysis. Let c and Y denote the number of epochs and user-item interactions, respectively. α is the average time cost of basic vector operations. The holistic training time cost is $O(\alpha \cdot c \cdot Y \cdot (|\mathcal{S}_{KG}(i)|^L + |\mathcal{S}_{UI}(i)| + |\mathcal{S}(u)|))$. In this paper, as we will present later, for four benchmarks, we have $c \leq 10$; the sampling size for all nodes is no more than 8. Although the theoretical time complexity is exponential to L , in our work, $L \leq 3$. This is because stacking too many extraction hops may incur performance detriment, the main cause of which lies in the well-known *over-smoothing* [21], [22] problem, i.e., vanishing gradient problem that leads to features of graph nodes converging to the same values. As we will show in Section IV-E, compared to recent state-of-the-art KG-aware models stacking limited hops ($L \leq 2$), CG-KGR is comparably efficient in practice.

Algorithm 1: CG-KGR algorithm

Input: User-item interactions $\{\mathcal{U}, \mathcal{I}\}$ and KG $\{\mathcal{E}, \mathcal{R}\}$;
trainable parameters $\Theta: \{\mathbf{v}_u\}_{u \in \mathcal{U}}, \{\mathbf{v}_i\}_{i \in \mathcal{I}},$
 $\{\mathbf{v}_e\}_{e \in \mathcal{E}}, \{\mathbf{M}_r\}_{r \in \mathcal{R}'}, \{\mathbf{W}_j, \mathbf{b}_j\}_{j=0};$
hyper-parameters: $d, L, B, H, \eta, \lambda, f(\cdot), g(\cdot), \sigma(\cdot).$

Output: Prediction function $\mathcal{F}(u, i | \Theta, \mathcal{U}, \mathcal{I}, \mathcal{E}, \mathcal{R})$

```

1 while CG-KGR not converge do
2   for  $(u, i) \in \{\mathcal{U}, \mathcal{I}\}$  that  $y_{u,i} = 1$  do
3      $\mathcal{S}(u) \leftarrow \text{Sample\_neighbor}(u, 1, \{\mathcal{U}, \mathcal{I}\});$ 
4      $\mathcal{S}_{UI}(i) \leftarrow \text{Sample\_neighbor}(i, 1, \{\mathcal{U}, \mathcal{I}\});$ 
5      $\mathcal{S}_{KG}(i) \leftarrow \text{Sample\_neighbor}(i, L, \{\mathcal{E}, \mathcal{R}\});$ 
6      $\mathbf{v}_{\mathcal{S}(u)}, \mathbf{v}_{\mathcal{S}_{UI}(i)} \leftarrow \text{summarize interactive information};$ 
7      $\mathbf{v}_u \leftarrow g(\mathbf{v}_u, \mathbf{v}_{\mathcal{S}(u)});$ 
8      $\mathbf{v}_i \leftarrow g(\mathbf{v}_i, \mathbf{v}_{\mathcal{S}_{UI}(i)});$ 
9      $f(\mathbf{v}_u, \mathbf{v}_i) \leftarrow \text{guidance signal encoding};$ 
10    for  $l = L, \dots, 1$  do
11      for  $e \in (l-1)\text{-hop neighbor of } i \text{ in } \mathcal{S}_{KG}(i)$  do
12         $\mathcal{S}_{KG}(e) \leftarrow e\text{'s neighbors in } \mathcal{S}_{KG}(i)^{(l)};$ 
13         $\mathbf{v}_{\mathcal{S}_{KG}(e)}^{(u,i)} \leftarrow \text{extract KG information guided}$ 
14          by the collaborative signal  $f(\mathbf{v}_u, \mathbf{v}_i);$ 
15         $\mathbf{v}_e^{(u,i)} \leftarrow g(\mathbf{v}_e, \mathbf{v}_{\mathcal{S}_{KG}(e)}^{(u,i)});$ 
16     $\hat{y}_{u,i} \leftarrow \text{compute estimated matching score};$ 
17     $\mathcal{L} \leftarrow \text{compute loss and optimize CG-KGR model};$ 
18 return  $\mathcal{F}$ .
19
18 Function  $\text{Sample\_neighbor}(x, L, \mathcal{G}')$ :
19    $\mathcal{S}^{(0)} \leftarrow x;$ 
20   for  $l = 1, \dots, L$  do
21     for  $y \in \mathcal{S}^{(l-1)}$  do
22        $\mathcal{S}^{(l)} \leftarrow \mathcal{S}^{(l)} \cup \{z | z \text{ sampled neighbors of } y \text{ in } \mathcal{G}'\};$ 
23   return  $\{\mathcal{S}^{(i)}\}_{i=0}^L$ .
```

C. Model Prediction and Optimization

Model prediction. In many embedding-based models, *inner product* is widely adopted mainly for its simple but effective modeling of user-item interactions at the online matching stage. During the ranking stage, items with top scores $\hat{y}_{u,i}$ are selected for recommendation to u . In this work, based on the learned embeddings of target user-item pair (u, i) , we use it to directly estimate their matching score as:

$$\hat{y}_{u,i} = \mathbf{v}_u^T \mathbf{v}_i^u. \quad (21)$$

Model optimization. Let \mathcal{Y}_u^+ denote the positive interacted item set of user u , i.e., $\hat{y}_{u,i} = 1$, and \mathcal{Y}_u^- represent the corresponding negative sampling set, i.e., $\hat{y}_{u,i} = 0$. To effectively optimize CG-KGR for training, in this paper, we set $|\mathcal{Y}_u^+| = |\mathcal{Y}_u^-|$. In each iteration of model training, we update \mathcal{Y}_u^+ and \mathcal{Y}_u^- on the fly. Finally, the loss function is defined:

$$\mathcal{L} = \sum_{u \in \mathcal{U}} \left(\sum_{i \in \mathcal{Y}_u^+} \mathcal{J}(y_{u,i}, \hat{y}_{u,i}) - \sum_{i \in \mathcal{Y}_u^-} \mathcal{J}(y_{u,i}, \hat{y}_{u,i}) \right) + \lambda \|\Theta\|_2^2. \quad (22)$$

where \mathcal{J} denotes the cross-entropy loss term, Θ is the set of trainable model parameters and embeddings, and $\|\Theta\|_2^2$ is the $L2$ -regularizer parameterized by λ to avoid over-fitting.

IV. EXPERIMENTS

We evaluate the CG-KGR model on the tasks of Top-K recommendation and Click-Through rate (CTR) prediction, to

answer the following research questions:

- **RQ1.** How does our proposed CG-KGR perform compared to the state-of-the-art recommendation methods?
- **RQ2.** How is the time-efficiency of CG-KGR and other baselines in model training?
- **RQ3.** How does our proposed Collaborative Guidance Mechanism affect CG-KGR model performance?
- **RQ4.** What is the effect of each model component?
- **RQ5.** How do different hyper-parameter settings affect CG-KGR model performance?

A. Dataset

To evaluate the effectiveness of CG-KGR, we directly utilize the following four open datasets for music, book, movie, and restaurant recommendations, respectively. Due to the diversity in the domain, data size, and distribution, all these four benchmarks are widely evaluated in recent works [11], [12], [14], [15]. The first three datasets are publicly accessible and the last one is contributed by Meituan-dianping Inc. [14]. The statistics of the four datasets are summarized in Table II.

- **Last-FM (Music)**¹ is a dataset of listening history collected by Last.fm music website. Musical tracks are viewed as items, and it consists of listening information from a set of nearly two thousand users. The corresponding KG contains 9,366 entities, 15,518 KG triplets, and 60 relation types.
- **Book-Crossing (Book)**² is a dataset of book ratings in Book-Crossing Community. Its related KG contains 77,903 entities, 151,500 triplets, and 25 relation types.
- **MovieLens-20M (Movie)**³ is a widely adopted benchmark for movie recommendation. It contains about 20 million ratings on MovieLens. 102,569 entities, 499,474 triplets, and 32 relation types are included in the corresponding KG.
- **Dianping-food (Restaurant)** is a commercial dataset from Dianping.com⁴ consisting of over 10 million diverse interactions, e.g., clicking, saving, and purchasing, between about 2 million users and 1 thousand restaurants. Related KG owns 28,115 entities, 160,519 triplets, and 7 types of the relation.

TABLE II: Datasets.

	Music	Book	Movie	Restaurant
# users	1,872	17,860	138,159	2,298,698
# items	3,846	14,967	16,954	1,362
# interactions	42,346	139,746	13,501,622	23,416,418
# entities	9,366	77,903	102,569	28,115
# relations	60	25	32	7
# KG triplets	15,518	151,500	499,474	160,519

B. Baselines

We compare CG-KGR with two streams of recommendation methods: traditional CF-based methods (BPRMF and NFM), and KG-based methods. In KG-based methods, there are two main related types: regularization-based methods (CKE and KGAT), and propagation-based methods (RippleNet, KGCN,

¹<https://grouplens.org/datasets/hetrec-2011/>

²<http://www2.informatik.uni-freiburg.de/~cziegler/BX/>

³<https://grouplens.org/datasets/movielens/>

⁴<https://www.dianping.com/>

KGNN-LS, CKAN). We will give a careful review about these related works shortly in Section V.

- **BPRMF** [23] is a classical CF-based method without KGs that performs matrix factorization, optimized by the Bayesian personalized ranking optimization criterion.
- **NFM** [24] is a state-of-the-art neural factorization machine model for recommendation without KGs involved.
- **CKE** [25] is a representative regularization-based recommendation method. CKE exploits semantic embeddings learned from TransR [26] with information from structural, textual, and visual domains to subsume matrix factorization under a unified Bayesian framework.
- **KGAT** [13] is a representative regularization-based model that collectively refines embeddings of users, items, and KG entities via jointly training interaction embeddings and KG embeddings. As suggested in [13], we use pre-trained embeddings from BPRMF to initialize KGAT.
- **RippleNet** [11] is a state-of-the-art propagation-based model. RippleNet uses a memory-like network to propagate user preferences towards items by following paths in KGs.
- **KGCN** [12] is another state-of-the-art propagation-based method that extends spatial GCN approaches to the KG domain. By aggregating high-order neighborhood information selectively and biasedly, both structure information and semantic information of the KG can be learned to capture users' potential interests.
- **KGNN-LS** [14] is a classical propagation-based method that applies graph neural network architecture to KGs with label smoothness regularization for recommendation.
- **CKAN** [15] is the latest state-of-the-art propagation-based method employing a heterogeneous propagation strategy to encode diverse information for better recommendation.

C. Experiment Setup

To present reproducible and stable experimental results, we randomly split each dataset five times into training, evaluation, and test sets with the ratio of 6:2:2 under five random seeds. For each data partition, we repeat each experiment five times over five random seeds. In our evaluation, we consider two recommendation tasks: (1) Top-K recommendation and (2) Click-Through rate (CTR) prediction.

- In the Top-K recommendation, we apply the trained model to rank K items for each user with the highest predicted scores, i.e., $\hat{y}_{u,i}$. We choose two widely-used evaluation protocols Recall@ K and NDCG@ K to evaluate Top-K recommendation capability of CG-KGR model.
- For the CTR prediction, we use the learned model to predict the click rate in the test set: we first use sigmoid function to rescale $\hat{y}_{u,i}$, and then assign the click rate to 1 or 0 determined by the rescaled $\hat{y}_{u,i}$ with the threshold 0.5. We adopt AUC and F1 as the evaluation metrics.

We initialize and optimize all models with default Xavier initializer [27] and Adam optimizer [28]. All the hyper-parameter settings for model reproducing are reported in Table III. Please notice that, in table III, B is the batch size, η represents the learning rate, and λ is the coefficient of $L2$ normalization.

TABLE III: Hyper-parameter settings for the four datasets.

	Music	Book	Movie	Restaurant
d	16	64	32	32
L	1	1	2	3
B	64	1024	4096	1024
$ S(u) $	20	8	8	8
$ S_{UI}(i) $	8	8	8	8
$ S_{KG}(e) $	16	8	8	8
H	8	8	8	8
η	2×10^{-2}	2×10^{-4}	2×10^{-3}	2×10^{-3}
λ	1×10^{-4}	2×10^{-5}	1×10^{-7}	1×10^{-7}
$f(\cdot)$	mean	mean	mean	mean
$g(\cdot)$	concat	concat	ngb	concat

We implement the CG-KGR model under Python 3.7 and TensorFlow 1.14.0 with non-distributed training. The experiments are run on a Linux machine with 1 NVIDIA T4 GPU, 4 Intel Cascade Lake CPUs, 16 GB of RAM. For all the baselines, we follow the official hyper-parameter settings from original papers or as default in corresponding codes. For methods lacking recommended settings, we apply a grid search for hyper-parameters. The embedding size is searched in $\{8, 16, 32, 64, 128\}$. The learning rate η is tuned within $\{10^{-3}, 5 \times 10^{-2}, 10^{-2}, 5 \times 10^{-1}\}$ and the coefficient of $L2$ normalization λ is tuned among $\{10^{-5}, 10^{-4}, 10^{-3}, 10^{-2}\}$.

D. Performance Analysis (RQ1)

In this section, we present a comprehensive performance analysis between the CG-KGR model and all representative baselines in the tasks of Top-K recommendation and CTR prediction. For each task, we conduct Wilcoxon signed-rank tests [29] to evaluate the significance of the improvement between the best performing model and the second-best model.

1) Top-K Recommendation.

We evaluate Top-K recommendation over four datasets by varying K in $\{1, 5, 10, 20, 50, 100\}$. To achieve a more detailed comparison between CG-KGR and all baselines, we first summarize the results of Top@20 recommendation as well as corresponding standard deviations in Table IV. Then we curve the complete results of Recall@ K and NDCG@ K metrics of all baselines in Figure 4. Generally, CG-KGR has made great improvements over state-of-the-art methods in Top-K recommendation task. We have the following observation from the experimental results:

- **Not all KG-based methods outperform traditional CF-based methods (without using KGs) on Top-K recommendation.** As shown in Table IV and Figure 4, traditional CF-based methods BPRMF works slightly better than methods RippleNet on Music dataset and CKE on Book dataset, respectively. For the movie dataset, BPRMF outperforms most existing KG-based methods except CKE and KGAT. For the largest dataset Restaurant, another CF-based method NFM, only underperforms CKAN but performs better than other KG-based methods. This phenomenon indicates that simply integrating KGs in recommendation is not necessarily a guarantee of performance improvement. One possible reason to explain this is all these KG-based methods fully trust the information in KGs and do not conduct the tailored information extraction for a personalized recommendation. While in practice, information in KGs may not all be

TABLE IV: Average results of Top@20 recommendation task. Underlines indicate models with the second-best performance. Bolds denote the empirical improvements against second-best (underline) models, and * denotes scenarios where a Wilcoxon signed-rank test indicates a statistically significant improvement over the second-best models under 95% confidence level.

Model	Music		Book		Movie		Restaurant	
	Recall@20(%)	NDCG@20(%)	Recall@20(%)	NDCG@20(%)	Recall@20(%)	NDCG@20(%)	Recall@20(%)	NDCG@20(%)
BPRMF	16.84 \pm 3.86	8.75 \pm 1.94	4.67 \pm 0.87	2.80 \pm 0.43	20.48 \pm 1.57	15.77 \pm 0.91	19.90 \pm 3.02	10.79 \pm 2.03
NFM	11.51 \pm 4.24	4.96 \pm 2.18	3.93 \pm 2.16	2.17 \pm 1.49	19.79 \pm 3.34	14.28 \pm 1.14	23.85 \pm 3.85	12.48 \pm 2.98
CKE	17.15 \pm 5.30	8.82 \pm 2.55	4.38 \pm 0.96	2.24 \pm 4.20	21.52 \pm 1.21	15.73 \pm 1.31	22.24 \pm 3.05	12.09 \pm 1.51
RippleNet	16.61 \pm 3.96	8.14 \pm 1.57	7.12 \pm 2.07	5.09 \pm 1.68	13.74 \pm 2.63	9.77 \pm 1.70	21.20 \pm 4.12	10.99 \pm 1.99
KGNN-LS	17.73 \pm 2.35	9.11 \pm 1.08	<u>8.51 \pm 2.21</u>	<u>6.06 \pm 1.66</u>	20.20 \pm 1.04	15.49 \pm 1.30	15.52 \pm 4.87	7.92 \pm 2.96
KGCN	18.25 \pm 2.53	9.73 \pm 1.54	7.85 \pm 2.89	5.93 \pm 2.25	19.24 \pm 3.18	13.87 \pm 1.55	19.03 \pm 3.02	9.34 \pm 1.51
KGAT	18.22 \pm 4.30	9.31 \pm 2.49	5.34 \pm 0.61	3.01 \pm 0.79	<u>21.80 \pm 0.77</u>	<u>16.81 \pm 1.05</u>	15.57 \pm 2.37	7.67 \pm 1.72
CKAN	<u>20.78 \pm 3.20</u>	<u>11.94 \pm 1.89</u>	6.19 \pm 1.14	3.47 \pm 0.53	17.48 \pm 1.73	12.48 \pm 1.36	<u>24.10 \pm 3.87</u>	<u>13.33 \pm 2.04</u>
CG-KGR	21.62* \pm 3.67	11.89 \pm 1.47	11.69* \pm 3.09	8.74* \pm 2.73	24.01* \pm 2.96	18.36* \pm 2.00	36.92* \pm 3.83	20.84* \pm 2.07
% Gain	4.04%	-0.42%	37.37%	44.22%	10.14%	9.22%	53.20%	56.34%

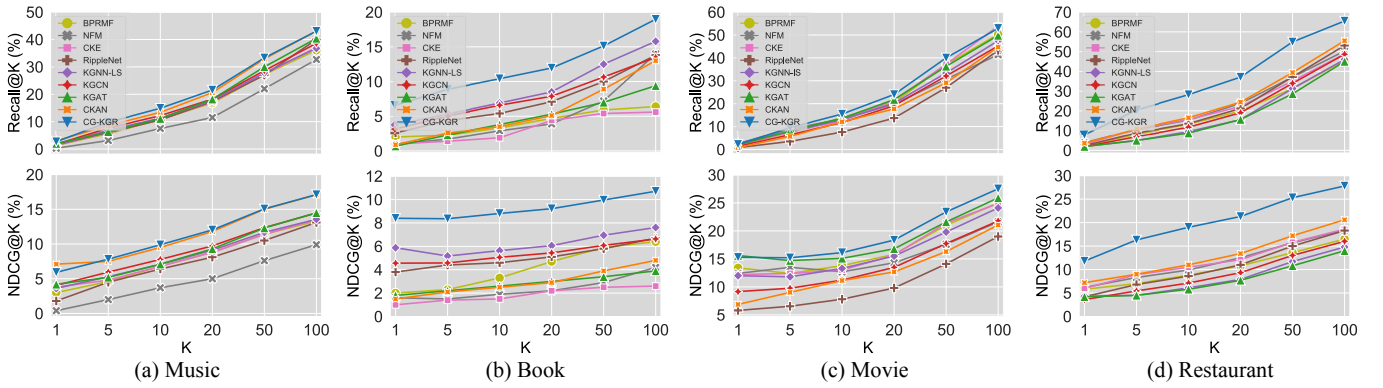


Figure 4. Average results of Recall@K and NDCG@K in Top-K recommendation.

helpful. So the key to boosting recommendation capability is to make sufficient and coherent use of KGs. In this paper, we propose CG-KGR as one solution to attain this goal.

- **The results of Top-20 recommendation prove that the performance improvements of CG-KGR are statistically stable and significant.** As shown in Table IV, on Music and Movie datasets, CG-KGR surpasses the state-of-the-art models *w.r.t* Recall@20 and NDCG@20 by 4.04%, -0.42%, and 10.14%, 9.22%, respectively. As for Book and Restaurant datasets, CG-KGR achieves a larger performance improvement over baselines by around 40% to 50%, which demonstrates the effectiveness of our proposed CG-KGR model on Top-K recommendation task, especially on the large-scaled Restaurant dataset. The standard deviations of 25 evaluation trials show that the results of our model are on the same level of stability as these state-of-the-art methods. Furthermore, Wilcoxon signed-rank tests verify the performance improvements of CG-KGR over the second-best model are statistically significant on Book, Movie, and Restaurant datasets, under 95% confidence level.
- **As the value of K increases, CG-KGR consistently performs better than baselines on all datasets.** As shown in Figure 4, compared to state-of-the-art models, CG-KGR consistently obtains superior performance when K varies. By explicitly propagating interactive information between users and items, CG-KGR is capable of learning latent represen-

tations of user preferences and item attracting groups from the historical interactions. Furthermore, instead of directly integrating external knowledge without introducing internal interactive information, CG-KGR model applies the collaborative guidance mechanism. This mechanism collectively encodes historical interactions as guidance for the customized knowledge extraction, which is particularly useful in the personalized ranking task: Top-K recommendation.

We observe that the performance improvement of CG-KGR on Music dataset is smaller than that of the other three datasets. This is probably because the effect of knowledge supplement on Music dataset is relatively limited. We use $\frac{\#KG \text{ triplets}}{\#items}$ to measure the average volume of knowledge contribution to enrich item embeddings. Obviously, a higher value usually indicates that the KG owns richer semantics to boost items' backgrounds. While $\frac{\#KG \text{ triplets}}{\#items}$ of Music dataset is 4.03, the other three datasets present the value of 10.12, 29.46, 117.86, respectively. Thus CG-KGR can perform much better on Book, Movie, and Restaurant datasets, by making sufficient use of rich semantics in these KGs.

2) Click-Through Rate (CTR) Prediction.

Table V summarizes the experimental results of CTR prediction task over all datasets. Intuitively, CG-KGR still achieves a competitive performance over all baselines. Based on the results, we have the following observation and analysis.

- **Our proposed model achieves effective and significant**

TABLE V: Average results of CTR prediction task. Underlines indicate models with the second-best performance. Bolds denote the empirical improvements against second-best (underline) models, and * denotes scenarios where a Wilcoxon signed-rank test indicates a statistically significant improvement over the second-best models under 95% confidence level.

Model	Music		Book		Movie		Restaurant	
	AUC(%)	F1(%)	AUC(%)	F1(%)	AUC(%)	F1(%)	AUC(%)	F1(%)
BPRMF	78.68 ± 0.32	71.64 ± 0.53	60.53 ± 0.26	54.94 ± 0.56	97.54 ± 0.01	92.44 ± 0.02	84.32 ± 0.02	74.97 ± 0.02
NFM	78.03 ± 0.87	71.24 ± 1.05	72.07 ± 0.17	62.21 ± 2.99	96.64 ± 0.02	90.32 ± 0.47	87.25 ± 0.01	78.48 ± 0.70
CKE	79.02 ± 0.50	71.25 ± 0.59	61.07 ± 1.46	54.76 ± 0.01	97.65 ± 0.01	92.76 ± 0.02	83.93 ± 0.03	74.69 ± 0.04
RippleNet	80.37 ± 0.42	72.11 ± 0.71	71.81 ± 1.17	64.81 ± 0.52	97.63 ± 0.03	93.03 ± 0.06	87.58 ± 0.08	79.37 ± 0.07
KGNN-LS	77.82 ± 4.65	69.50 ± 3.33	68.96 ± 0.23	62.91 ± 0.37	97.88 ± 0.02	93.43 ± 0.03	83.86 ± 0.57	77.40 ± 0.14
KGCN	79.07 ± 3.04	70.32 ± 2.20	67.09 ± 4.68	62.15 ± 2.22	97.69 ± 0.05	93.07 ± 0.09	84.97 ± 0.05	78.24 ± 0.07
KGAT	81.63 ± 0.69	74.29 ± 0.76	68.21 ± 2.83	66.04 ± 4.09	<u>97.94</u> ± 0.01	93.25 ± 0.01	82.95 ± 0.53	76.02 ± 1.96
CKAN	<u>83.39</u> ± 0.76	<u>75.94</u> ± 0.85	<u>74.38</u> ± 0.43	<u>66.73</u> ± 0.48	97.17 ± 0.01	92.28 ± 0.01	<u>87.84</u> ± 0.02	<u>80.19</u> ± 0.03
CG-KGR	83.95* ± 0.59	74.82 ± 0.71	75.75* ± 0.14	67.48* ± 0.54	98.32* ± 0.02	94.20* ± 0.05	90.68* ± 0.03	83.39* ± 0.01
% Gain	0.67%	-1.47%	1.84%	1.12%	0.39%	0.82%	3.23%	3.99%

performance improvements over baselines w.r.t AUC metric of CTR prediction. Concretely, CG-KGR improves the baselines on Music and Movie datasets w.r.t AUC by 0.67% and 0.39%, respectively. On datasets of Book and Restaurant, CG-KGR outperforms all baselines by a larger performance margin of 1.84% and 3.23% with low variance. Compared to the Top-K recommendation task, the performance gap between CG-KGR and baselines on CTR prediction is relatively smaller. This is because, while Top-K recommendation is a listwise ranking task that predicts the order of items to recommend; CTR prediction is essentially a pairwise classification task, which is actually easier. This means that the baselines can also perform well on CTR prediction and their performance gaps against CG-KGR are thus not that large. Moreover, we conduct the significant tests on CTR prediction. Based on the Wilcoxon signed-rank tests, our CG-KGR model evinces to improve CTR prediction performance significantly.

- **As for the F1 metric, CG-KGR does not show a prominent performance on Music dataset.** As we have explained in the previous section, the value $\frac{\#KG \text{ triplets}}{\#items}$ of Music dataset is the lowest. This implies that, for our proposed CG-KGR, the effect of knowledge extraction to enrich the item embeddings is limited. In addition, another possible explanation is that, after the normalization of predicted score $\hat{y}_{u,i}$, we simply set the threshold as 0.5 to determine whether item i will be recommended to user u . With the limited and unbalanced distribution of positive and negative samples in Music, 0.5 may not be an appropriate threshold for binary classification. In contrast, AUC scores actually evaluate the model performance averaged over a whole range of thresholds, which, therefore, can better measure the classification capability of RS models under such circumstances.

E. Time Efficiency Comparison (RQ2)

In this section, we study how time-efficient our CG-KGR and baselines are in model training. All methods are run on the same aforementioned running environment without parallel training, and we use the default hyper-parameters that are reported in papers or official codes. Table VI reports the average results of time cost per epoch, denoted by \bar{t} , and the

numbers of epochs to reach the best performance, denoted by \bar{be} . Please notice that we apply the *early stopping strategy* for all methods to prevent over-fitting, and the trigger condition is: the model performance is non-increasing for 10 consecutive epochs after the \bar{be} -th epoch. We can observe that:

- **CG-KGR requires close training time per epoch \bar{t} with most of the efficient baselines (both CF-based and KG-based methods) on Music, Book, and Movie datasets.** In addition, CG-KGR runs faster than the latest KG-aware methods, i.e., KGAT, CKAN, on these datasets. This shows the per-epoch training efficiency of CG-KGR model on the small to medium-sized datasets.
- **On the largest Restaurant dataset, CG-KGR spends more training time per epoch to maximize the performance.** In each training epoch, CG-KGR explores 3-hops of KG information extraction. Because of different model designs, other state-of-the-art methods obtain their best performance within no more than 2-hops of information propagation [11], [15]. We further analyze the effect of knowledge extraction depth and report the results in Section IV-H3. As we will show later, we can certainly make a trade-off between efficiency and recommendation accuracy, by varying down knowledge extraction depth: according to the aforementioned time complexity analysis, one fewer hop of KG exploration will generally halve the time cost. Meanwhile, CG-KGR with less extraction depth still outperforms all baselines on Restaurant dataset.
- **CG-KGR converges the fastest among all these baselines; thus the holistic training time is comparable with the latest state-of-the-art methods.** On Restaurant dataset, although CG-KGR needs more training time per epoch, it only requires about 2 epochs to converge. This means that the total training time of CG-KGR (i.e., $5,313.93 \times 2.2 \approx 1.1 \times 10^4$ (s)) is still competitive with some recent state-of-the-art works, e.g., CKAN costs $569.12 \times 11.4 \approx 6.5 \times 10^3$ (s), and KGAT costs $2,619.77 \times 2.4 \approx 6.3 \times 10^3$ (s). Considering the performance improvements of CG-KGR on this dataset, we argue that the time cost is acceptable in practice.

TABLE VI: Time cost (s) per epoch of model training.

Model	Music		Book		Movie		Restaurant	
	\bar{t}	\bar{b}_e	\bar{t}	\bar{b}_e	\bar{t}	\bar{b}_e	\bar{t}	\bar{b}_e
BPRMF	1.44	11.4	5.93	47.4	143.39	642.6	163.97	2.6
NFM	9.38	87.8	29.51	26.0	112.27	5.8	391.71	6.0
CKE	2.37	528.4	13.18	108.8	92.18	41.0	109.15	476.6
RippleNet	4.28	8.6	14.62	14.8	1,393.94	8.0	2,564.01	4.2
KGNN-LS	1.43	5.6	2.10	6.0	41.83	7.4	92.91	6.8
KGCN	1.23	5.4	5.31	8.4	16.32	4.8	58.10	3.6
KGAT	13.40	207.2	79.18	30.0	371.04	2.2	2,619.77	2.4
CKAN	1.46	15.8	3.18	10.4	468.93	18.2	569.12	11.4
CG-KGR	1.75	5.4	1.83	3.6	321.83	4.2	5,313.93	2.2

F. Analysis of Collaborative Guidance Mechanism (RQ3)

In this section, we first conduct an ablation study to evaluate the effectiveness of collaborative guidance by masking information in the collaborative signal. Then we give a case study for visualization and evaluate the robustness of CG-KGR and baselines with corrupted information in Book dataset.

1) Ablation Study of Collaborative Guidance Mechanism.

TABLE VII: Ablation study of Collaborative Guidance Mechanism on Top-20 recommendation (%).

Dataset	CG-KGR _{NE}	CG-KGR _{PF}	CG-KGR _{AG}	Best
MS-R@20	20.21 (-6.52%)	20.51 (-5.13%)	21.13 (-2.27%)	21.62
MS-N@20	10.56 (-11.19%)	11.47 (-3.53%)	11.78 (-0.93%)	11.89
BK-R@20	10.96 (-6.24%)	11.13 (-4.79%)	11.07 (-5.30%)	11.69
BK-N@20	7.31 (-16.36%)	8.46 (-3.20%)	8.24 (-5.72%)	8.74
MV-R@20	20.56 (-14.37%)	23.97 (-0.17%)	22.71 (-5.41%)	24.01
MV-N@20	16.06 (-12.53%)	18.31 (-0.27%)	17.26 (-5.99%)	18.36
RT-R@20	31.93 (-13.52%)	33.22 (-10.02%)	33.71 (-8.69%)	36.92
RT-N@20	18.17 (-12.81%)	19.77 (-5.13%)	19.24 (-7.68%)	20.84

We evaluate Collaborative Guidance Mechanism on the task of Top-K recommendation and report the results in terms of Recall@20 and NDCG@20 on four datasets that are respectively denoted by MS, BK, MV, and RT. Specifically, we set three variants of CG-KGR model. CG-KGR_{NE} is the model variant that simply encodes node embeddings (i.e., user and item embeddings and masking their historical interactive information) in the guidance signal. We use CG-KGR_{PF} to denote the model variant that conducts the preference filtering by only summarizing the users' historical interactions. CG-KGR_{AG} denotes the variant that only explores the items' local structures for attention grouping. Based on the results in Table VII, we have the following observations:

- 1) Compared to our complete model implementation, variant CG-KGR_{NE} presents a large performance decay ranging 6.24-14.37% and 11.19-16.36% w.r.t Recall@20 and NDCG@20 over four datasets.
- 2) Compared to CG-KGR_{NE}, partially using users' (CG-KGR_{PF}) or items' neighbor information (CG-KGR_{AG}) helps to boost the performance. This demonstrates that encoding user preferences *or* item attracting groups in the guidance signal is useful, rather than simply using node embeddings without including neighbor information.
- 3) Our complete model CG-KGR consistently performs the best, as it **jointly** encodes the information of user preferences and item attractions in the collaborative guidance signal to maximize the model performance. This shows

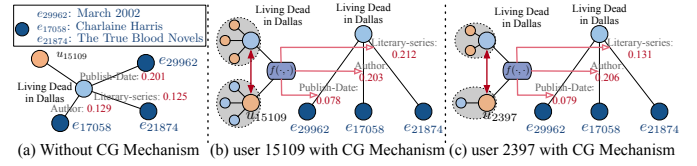


Figure 5. A real example from Book dataset.

the superior effectiveness and necessity of our proposed collaborative guidance mechanism, as it fully exploits the interactive semantics as information guidance in the listwise ranking tasks, i.e., Top-K recommendation.

2) Case Study of Collaborative Guidance Mechanism.

To visualize the effect of the Collaborative Guidance Mechanism, we show a real case from Book dataset in Figure 5. As we can observe in Figure 5(a), without using Collaborative Guidance Mechanism, KG entities make similar contributions to the knowledge extraction with the weights 0.201, 0.125, and 0.129, respectively. However, by using collaborative guidance based on the target pair u_{15109} and a novel book: *Living Dead in Dallas*, our model can well customize the knowledge extraction: CG-KGR highlights the knowledge triplets associated with entities e_{17058} and e_{21874} by calculating the weights as 0.203 and 0.212; it pays less attention to the entity e_{29962} with a lower weight 0.078. This shows that, endorsed by our proposed Collaborative Guidance Mechanism, CG-KGR can well distinguish the informative knowledge (i.e., associated with relations *Author* and *Literary_series*) out of uninformative one (i.e., associated with relation *Publish_Date*). Furthermore, comparing Figures 5(b) with (c), we can find that users u_{15109} and u_{2397} show different collaborative influences on the customized knowledge extraction, as they have different focuses of item information. Consequently, this is beneficial to personalized recommendation.

3) Model Performance on Corrupted Book Dataset.

We also conduct an interesting experiment on how Collaborative Guidance Mechanism defends the error/noise in KGs. Specifically, we randomly generate corrupted knowledge in Book dataset and then replace it in the original KG: for example, we can replace a correct relation by a wrong one in the knowledge triplet. The ratio of corrupted knowledge is ranging from 0-40%. We evaluate the performance of all KG-aware RS models on Top-K recommendation with corrupted information. As shown in Figure 6, our proposed CG-KGR model can better defend the corrupted knowledge, with a Recall@20 decay from 11.69% to about 9.13%. By comparison, other models meet larger performance declines from about 8% to 3%. The reason of such phenomena is because they all lack a mechanism to sufficiently fuse internal interactive knowledge to guide the external information propagation. Meanwhile, our proposed Collaborative Guidance Mechanism lowers the negative influence of corrupt knowledge on the whole model learning and thus leads to better personalized recommendation.

G. Ablation Study of CG-KGR Model (RQ4)

In this section, we conduct the ablation study on our proposed CG-KGR model to evaluate the necessity of each

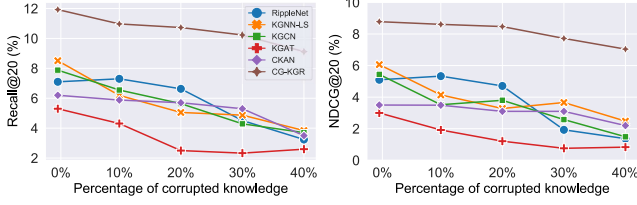


Figure 6. Model performance on corrupted Book dataset.

model component. Due to the page limits, we report the Top-20 recommendation in the following sections.

TABLE VIII: Ablation study on Top-20 recommendation (%).

Dataset	w/o UI	w/o KG	w/o ATT	w/o CG	w/o HE	Best
MS-R@20	9.84 (-54.49%)	17.85 (-17.44%)	15.61 (-27.80%)	20.41 (-5.60%)	21.62 (-)	21.62
MS-N@20	5.01 (-57.86%)	10.13 (-14.80%)	8.34 (-29.86%)	11.13 (-6.39%)	11.89 (-)	11.89
BK-R@20	8.43 (-27.89%)	10.19 (-12.83%)	6.94 (-40.63%)	9.82 (-16.00%)	11.69 (-)	11.69
BK-N@20	6.52 (-25.40%)	7.84 (-10.30%)	5.79 (-33.75%)	7.92 (-9.38%)	8.74 (-)	8.74
MV-R@20	16.41 (-31.65%)	20.12 (-16.20%)	21.48 (-10.54%)	22.02 (-8.29%)	20.03 (-16.58%)	24.01
MV-N@20	11.55 (-37.09%)	15.07 (-17.92%)	16.10 (-12.31%)	16.41 (-10.62%)	15.58 (-15.14%)	18.36
RT-R@20	16.96 (-54.06%)	32.99 (-10.64%)	33.81 (-8.42%)	34.51 (-6.53%)	32.21 (-12.76%)	36.92
RT-N@20	8.32 (-60.08%)	18.45 (-11.47%)	18.96 (-9.02%)	19.78 (-5.09%)	17.30 (-16.99%)	20.84

1) Effect of Interactive Information Summarization and Knowledge Extraction.

To verify the effectiveness of explicit information summarization of user-item interactions and knowledge extraction, we consider two variants of CG-KGR model. For user-item interaction summarization, we set a variant removing the interactive information propagation, which is denoted as CG-KGR_{w/o UI}. Similarly, we use CG-KGR_{w/o KG} to term the variant without knowledge extraction. As shown in Table VIII, both variants remarkably underperform CG-KGR. This demonstrates the effectiveness of explicit information summarization between users and items as well as the knowledge extraction.

2) Effect of Knowledge-aware Attention Mechanism.

To substantiate the impact of our knowledge-aware attention mechanism, we use a variant, i.e., CG-KGR_{w/o ATT}, by enabling the neighbors to equally contribute to the knowledge extraction. From Table VIII, we find that the results of CG-KGR_{w/o ATT} are worse than those of CG-KGR across all datasets. This supports that our knowledge-aware attention mechanism is effective to determine the knowledge informativeness in knowledge extraction phases, which finally leads to a big boost in Top-K recommendation task.

3) Effect of Collaborative Guidance Mechanism.

We disable Collaborative Guidance Mechanism by replacing $f(v_u, v_i)$ to an all-one vector in the follow-up model learning. We denote it as CG-KGR_{w/o CG}. As we can observe in Table VIII that, with all other model components, enabling our proposed Collaborative Guidance Mechanism can further improve the performance for personalized recommendation, showing that customized knowledge extraction is efficacious.

4) Effect of High-order Knowledge Extraction.

We use CG-KGR_{w/o HE} to denote the variant disabling high-order information extraction from KGs. From Table VIII, we find that: (1) for small datasets - Music and Book, CG-KGR already achieves optimal performance by visiting the 1-hop subgraph of KGs, i.e., $L=1$ in Table III; (2) while for

the datasets of Movie and Restaurant, high-order knowledge extraction does help to pass distant knowledge in KGs that enriches the item embeddings and finally improves the model performance. This demonstrates the effectiveness of high-order knowledge extraction in KG-aware recommendation, especially for the medium and large-sized benchmarks.

a relatively deeper knowledge extraction introduces more long-distance knowledge, which enriches the latent representation of items.

H. Hyper-parameter Analysis (RQ5)

In this section, we report the effect of different important hyper-parameter settings to the Top-20 recommendation.

1) Implementation of Guidance Signal Encoder f .

We conduct experiments on different selections of the encoder f and report the results in Table IX. From the results, encoder f_{mean} shows consistent superiority over other selections across all datasets on the Top-20 recommendation. f_{mean} directly condenses information of user preferences and item attracting groups via the pairwise averaging of embeddings, which is simple but effective in practice.

TABLE IX: Top-20 recommendation of different f (%).

Dataset	f_{sum}	f_{mean}	f_{pmax}
MS-R@20	21.13	21.62	20.78
MS-N@20	11.54	11.89	11.43
BK-R@20	10.11	11.69	9.82
BK-N@20	8.08	8.74	7.92
MV-R@20	22.99	24.01	23.49
MV-N@20	17.02	18.36	17.51
RT-R@20	34.71	36.92	34.30
RT-N@20	19.56	20.84	19.19

2) Implementation of Information Aggregator g .

To explore the influence of aggregating neighbor information, we conduct experiments on the selection of different aggregators. As shown in Table X, under the scenario of Top-20 recommendation, g_{concat} performs the best in general. While for the Movie dataset, $g_{neighbor}$ surpasses the other two aggregators. This may be because $g_{neighbor}$ makes full use of external information by observing the entire neighborhood, which enlarges the predictive ranking power of CG-KGR model on Movie dataset.

TABLE X: Top-20 recommendation of different g (%).

Dataset	g_{sum}	g_{concat}	$g_{neighbor}$
MS-R@20	19.24	21.62	18.82
MS-N@20	10.62	11.89	9.04
BK-R@20	9.00	11.69	10.81
BK-N@20	6.83	8.74	8.48
MV-R@20	22.70	23.25	24.01
MV-N@20	16.83	17.68	18.36
RT-R@20	34.07	36.92	32.99
RT-N@20	19.18	20.84	17.94

3) Depth of Knowledge Extraction Hops.

We verify how the depth of hops affects the model performance by varying L from 0 to 4, which depth 0 means no aggregation from the KGs. For Top-K recommendation, CG-KGR achieves the best performance when L is 1, 1, 2, and 3

TABLE XI: Top-20 recommendation of different L (%).

	$L = 0$	$L = 1$	$L = 2$	$L = 3$	$L = 4$
MS-R@20	17.85	21.62	18.97	20.33	-
MS-N@20	10.13	11.89	10.43	11.09	-
BK-R@20	10.19	11.69	11.09	10.73	-
BK-N@20	7.84	8.74	8.24	8.07	-
MV-R@20	20.12	22.37	24.01	23.87	22.75
MV-N@20	15.07	17.31	18.36	18.29	17.85
RT-R@20	32.99	32.21	32.85	36.92	35.38
RT-N@20	18.45	17.30	18.89	20.84	19.20

for all benchmarks, respectively. This is because for medium and large datasets, e.g., Movie and Restaurant, a relatively deeper knowledge extraction introduces more long-distance knowledge, which enriches the latent representation of items. As for the small datasets, local knowledge in KGs is more informative for the training of the proposed model. Note that to avoid information duplication, CG-KGR does not traverse back when visiting high-order subgraphs in KGs. Thus, for datasets with small KGs, i.e., Music and Book, there are no more than 3 hops of KG exploration. In conclusion, preserving an appropriate depth of extraction hops can not only avoid the over-smooth problem [21], [22] (details are referred in the time complexity analysis), but also enable maximized performance over different recommendation datasets.

V. RELATED WORKS

Existing KG-aware RS models can be generally categorized into three branches: (1) path-based methods [30], [31], [32], [33], [34], (2) regularization-based methods [25], [13], [35], and (3) propagation-based methods [11], [14], [12], [15]:

Path-based methods leverage the connectivity patterns among items in KGs, i.e., meta-paths or meta-graphs, to provide additional guidance in the predictive model. Such meta-paths are generated by: (1) either defining constraint sub-patterns to concatenate the prominent paths [33], [30], (2) or relying on manual selection and path generation algorithms to directly find the targets [31], [32], [34]. The main issue is that these methods require intensive input of domain knowledge and labor resources, which could be extremely expensive when the KGs are large-scale and complicated. Furthermore, it is difficult to optimize the path retrieval, while meta-paths have a great impact on the recommendation performance. Thus in this paper, we exclude path-based methods for model comparison.

Regularization-based methods usually devise additional loss terms to capture the KG structures and fuse these to regularize the model training [13], [25], [36], [37]. Based on the shared item embeddings, these methods merge the two tasks of general recommendation and KG completion to jointly train the model. One deficiency is that all these regularization-based methods adopt a fixed term to control the regularization effect; however, in the whole training process, the two different training phases may not always make constant contributions. This implies that they may need more advanced strategies to determine the evolving values of regularization terms. Moreover, most regularization-based methods rely on traditional KG embedding methods to separately complete the KG training, while high-order semantic information in KGs and user-item

interactions are not explicitly propagated, which may result in suboptimal representation learning for users and items.

Propagation-based methods iteratively propagate information under the graph convolutional/neural network framework for recommendation [38], [39], [40], [41], [42], [43]. KG-based propagation methods mainly focus on exploring KGs for information enrichment [11], [14], [12], [15]. With the auxiliary information passed along l -hop links in the KG, the embedding representations of users and/or items can be refined. After this feature propagation process, the final representation of an item is a mixture of its initial representation and information from its multi-hop neighbors. Based on the enriched embeddings, the user's preference towards candidate items can be more accurately predicted. Although many effective models have been proposed, the primary problem is that methods such as KGCN [12], KGNNLS [14], and RippleNet [11] only focus on propagating knowledge in the KG, but do not fully exploit the user-item interactions. This may lead to insufficient profiling for both users and items and thus the recommendation capability of RS models may be constrained. In addition, all these methods ignore the fact that these KGs are imported from external sources and may contain irrelevant information. Via limited volume for information propagation, uncorrelated and uninformative information may exclude the positive one, which suppresses the model performance. To address these issues, our CG-KGR model is proposed.

VI. CONCLUSION AND FUTURE WORK

In this paper, we propose the attentive knowledge-aware graph convolutional networks with collaborative guidance for personalized recommendation. CG-KGR explicitly propagates collaborative information in user-item interactions to profile their latent representations. Based on this latent summarization, CG-KGR encodes it and then seamlessly fuses this collaborative encoding as guidance to customize the knowledge extraction from external KGs. The extensive experiments well demonstrate that CG-KGR significantly improves the recommendation performance over baselines on both tasks of Top-K recommendation and Click-Through rate prediction.

As for future work, we point out two possible directions. (1) Unlike uniform neighbor sampling in this paper, we may explore a non-uniform sampler to screen out representative neighbors with high importance. This may further improve the efficiency and effectiveness of KG-based recommender systems, especially for large-scale datasets. (2) After the data integration of KGs and user-item interactions, the global data distribution may change. How to utilize such data distribution for better information propagation and aggregation is an important topic to investigate.

REFERENCES

- [1] X. Wang, X. He, M. Wang, F. Feng, and T.-S. Chua, "Neural graph collaborative filtering," in *International Conference on Research and Development in Information Retrieval (SIGIR)*, 2019, pp. 165–174.
- [2] J. Sun, Y. Zhang, C. Ma, M. Coates, H. Guo, R. Tang, and X. He, "Multi-graph convolution collaborative filtering," *International Conference on Data Mining (ICDM)*, 2019.
- [3] Y. Koren, R. Bell, and C. Volinsky, "Matrix factorization techniques for recommender systems," *Computer*, vol. 42, no. 8, pp. 30–37, 2009.
- [4] T. Hofmann, "Latent semantic models for collaborative filtering," *ACM Transactions on Information Systems (TOIS)*, vol. 22, no. 1, pp. 89–115, 2004.
- [5] Y. Koren, "Factorization meets the neighborhood: a multifaceted collaborative filtering model," in *International Conference on Knowledge Discovery & Data Mining (SIGKDD)*, 2008, pp. 426–434.
- [6] T. Chen, H. Yin, Q. V. H. Nguyen, W. Peng, X. Li, and X. Zhou, "Sequence-aware factorization machines for temporal predictive analytics," in *International Conference on Data Engineering (ICDE)*. IEEE, 2020, pp. 1405–1416.
- [7] H. Ma, I. King, and M. R. Lyu, "Effective missing data prediction for collaborative filtering," in *International Conference on Research and Development in Information Retrieval (SIGIR)*, 2007, pp. 39–46.
- [8] M. Volkovs, G. Yu, and T. Poutanen, "Dropoutnet: Addressing cold start in recommender systems," in *Neural Information Processing Systems (NeurIPS)*, 2017, pp. 4957–4966.
- [9] J. Zhang, X. Shi, S. Zhao, and I. King, "Star-gcn: Stacked and re-constructed graph convolutional networks for recommender systems," *International Joint Conference on Artificial Intelligence (IJCAI)*, 2019.
- [10] F. Khawar and N. L. Zhang, "Modeling multidimensional user preferences for collaborative filtering," in *International Conference on Data Engineering (ICDE)*. IEEE, 2019, pp. 1618–1621.
- [11] H. Wang, F. Zhang, J. Wang, M. Zhao, W. Li, X. Xie, and M. Guo, "Ripplenet: Propagating user preferences on the knowledge graph for recommender systems," in *The Conference on Information and Knowledge Management (CIKM)*, 2018, pp. 417–426.
- [12] H. Wang, M. Zhao, X. Xie, W. Li, and M. Guo, "Knowledge graph convolutional networks for recommender systems," in *The World Wide Web Conference (WWW)*, 2019, pp. 3307–3313.
- [13] X. Wang, X. He, Y. Cao, M. Liu, and T.-S. Chua, "Kgat: Knowledge graph attention network for recommendation," in *International Conference on Knowledge Discovery & Data Mining (SIGKDD)*, 2019, pp. 950–958.
- [14] H. Wang, F. Zhang, M. Zhang, J. Leskovec, M. Zhao, W. Li, and Z. Wang, "Knowledge-aware graph neural networks with label smoothness regularization for recommender systems," in *International Conference on Knowledge Discovery & Data Mining (SIGKDD)*, 2019, pp. 968–977.
- [15] Z. Wang, G. Lin, H. Tan, Q. Chen, and X. Liu, "Ckan: Collaborative knowledge-aware attentive network for recommender systems," in *International Conference on Research and Development in Information Retrieval (SIGIR)*, 2020, pp. 219–228.
- [16] "Codes and datasets of CG-KGR," https://drive.google.com/file/d/1AkETF_ENb0SFogPvhSg1c3OtDtZHony5/view?usp=sharing.
- [17] P. Veličković, G. Cucurull, A. Casanova, A. Romero, P. Lio, and Y. Bengio, "Graph attention networks," *The International Conference on Learning Representations (ICLR)*, 2018.
- [18] W. Hamilton, Z. Ying, and J. Leskovec, "Inductive representation learning on large graphs," in *Neural Information Processing Systems (NeurIPS)*, 2017, pp. 1024–1034.
- [19] R. Ying, R. He, K. Chen, P. Eksombatchai, W. L. Hamilton, and J. Leskovec, "Graph convolutional neural networks for web-scale recommender systems," in *International Conference on Knowledge Discovery & Data Mining (SIGKDD)*, 2018, pp. 974–983.
- [20] T. N. Kipf and M. Welling, "Semi-supervised classification with graph convolutional networks," *The International Conference on Learning Representations (ICLR)*, 2017.
- [21] G. Li, M. Muller, A. Thabet, and B. Ghanem, "Deepgcns: Can gcns go as deep as cnns?" in *International Conference on Computer Vision (ICCV)*, 2019, pp. 9267–9276.
- [22] Q. Li, Z. Han, and X.-M. Wu, "Deeper insights into graph convolutional networks for semi-supervised learning," in *AAAI Conference on Artificial Intelligence (AAAI)*, vol. 32, no. 1, 2018.
- [23] S. Rendle, C. Freudenthaler, Z. Gantner, and L. Schmidt-Thieme, "Bpr: Bayesian personalized ranking from implicit feedback," *International Conference on Uncertainty in Artificial Intelligence (UAI)*, 2012.
- [24] X. He and T.-S. Chua, "Neural factorization machines for sparse predictive analytics," in *International Conference on Research and Development in Information Retrieval (SIGIR)*, 2017, pp. 355–364.
- [25] F. Zhang, N. J. Yuan, D. Lian, X. Xie, and W.-Y. Ma, "Collaborative knowledge base embedding for recommender systems," in *International Conference on Knowledge Discovery & Data Mining (SIGKDD)*, 2016, pp. 353–362.
- [26] H. Lin, Y. Liu, W. Wang, Y. Yue, and Z. Lin, "Learning entity and relation embeddings for knowledge resolution," *International Conference on Computational Science (ICCS)*, vol. 108, pp. 345–354, 2017.
- [27] X. Glorot and Y. Bengio, "Understanding the difficulty of training deep feedforward neural networks," in *Artificial Intelligence and Statistics (AISTATS)*, 2010, pp. 249–256.
- [28] D. P. Kingma and J. Ba, "Adam: A method for stochastic optimization," *The International Conference on Learning Representations (ICLR)*, 2014.
- [29] F. Wilcoxon, "Individual comparisons by ranking methods," in *Breakthroughs in statistics*. Springer, 1992, pp. 196–202.
- [30] X. Yu, X. Ren, Q. Gu, Y. Sun, and J. Han, "Collaborative filtering with entity similarity regularization in heterogeneous information networks," *International Joint Conference on Artificial Intelligence (IJCAI)*, vol. 27, 2013.
- [31] X. Yu, X. Ren, Y. Sun, Q. Gu, B. Sturt, U. Khandelwal, B. Norick, and J. Han, "Personalized entity recommendation: A heterogeneous information network approach," in *ACM International Conference on Web Search and Data Mining (WSDM)*, 2014, pp. 283–292.
- [32] H. Zhao, Q. Yao, J. Li, Y. Song, and D. L. Lee, "Meta-graph based recommendation fusion over heterogeneous information networks," in *International Conference on Knowledge Discovery & Data Mining (SIGKDD)*, 2017, pp. 635–644.
- [33] B. Hu, C. Shi, W. X. Zhao, and P. S. Yu, "Leveraging meta-path based context for top-n recommendation with a neural co-attention model," in *International Conference on Knowledge Discovery & Data Mining (SIGKDD)*, 2018, pp. 1531–1540.
- [34] C. Shi, B. Hu, W. X. Zhao, and S. Y. Philip, "Heterogeneous information network embedding for recommendation," *IEEE Transactions on Knowledge and Data Engineering (TKDE)*, vol. 31, no. 2, pp. 357–370, 2018.
- [35] C. Ma, L. Ma, Y. Zhang, H. Wu, X. Liu, and M. Coates, "Knowledge-enhanced top-k recommendation in poincaré ball," *AAAI Conference on Artificial Intelligence (AAAI)*, 2021.
- [36] Y. Cao, X. Wang, X. He, Z. Hu, and T.-S. Chua, "Unifying knowledge graph learning and recommendation: Towards a better understanding of user preferences," in *The World Wide Web Conference (WWW)*, 2019, pp. 151–161.
- [37] Q. Ai, V. Aziz, X. Chen, and Y. Zhang, "Learning heterogeneous knowledge base embeddings for explainable recommendation," *Algorithms*, vol. 11, no. 9, p. 137, 2018.
- [38] J. Zhang, C. Gao, D. Jin, and Y. Li, "Group-buying recommendation for social e-commerce," in *International Conference on Data Engineering (ICDE)*. IEEE, 2021, pp. 1536–1547.
- [39] Y. Zheng, C. Gao, X. He, Y. Li, and D. Jin, "Price-aware recommendation with graph convolutional networks," in *International Conference on Data Engineering (ICDE)*. IEEE, 2020, pp. 133–144.
- [40] W. Fan, Y. Ma, Q. Li, Y. He, E. Zhao, J. Tang, and D. Yin, "Graph neural networks for social recommendation," in *The World Wide Web Conference (WWW)*, 2019, pp. 417–426.
- [41] S. Wu, Y. Tang, Y. Zhu, L. Wang, X. Xie, and T. Tan, "Session-based recommendation with graph neural networks," in *AAAI Conference on Artificial Intelligence (AAAI)*, vol. 33, no. 01, 2019, pp. 346–353.
- [42] B. Jin, C. Gao, X. He, D. Jin, and Y. Li, "Multi-behavior recommendation with graph convolutional networks," in *International Conference on Research and Development in Information Retrieval (SIGIR)*, 2020, pp. 659–668.
- [43] J. Chang, C. Gao, X. He, D. Jin, and Y. Li, "Bundle recommendation with graph convolutional networks," in *International Conference on Research and Development in Information Retrieval (SIGIR)*, 2020, pp. 1673–1676.