

Shifted Quiver Quantum Toroidal Algebra and Subcrystal Representations

Go Noshita,^a Akimi Watanabe^a

^a*Department of Physics, The University of Tokyo,
7-3-1 Hongo, Bunkyo-ku, Tokyo 113-0033, Japan*

E-mail: noshita@hep-th.phys.s.u-tokyo.ac.jp,
awatanabe@hep-th.phys.s.u-tokyo.ac.jp

ABSTRACT: Recently, new classes of infinite-dimensional algebras, quiver Yangian (QY) and shifted QY, were introduced, and they act on BPS states for non-compact toric Calabi-Yau threefolds. In particular, shifted QY acts on general subcrystals of the original BPS crystal. A trigonometric deformation called quiver quantum toroidal algebra (QQTa) was also proposed and shown to act on the same BPS crystal. Unlike QY, QQTa has a formal Hopf superalgebra structure which is useful in deriving representations.

In this paper, we define the shifted QQTa and study a class of their representations. We define 1d and 2d subcrystals of the original 3d crystal by removing a few arrows from the original quiver diagram and show how the shifted QQTa acts on them. We construct the 2d crystal representations from the 1d crystal representations by utilizing a generalized coproduct acting on different shifted QQTAs. We provide a detailed derivation of subcrystal representations of \mathbb{C}^3 , $\mathbb{C}^3/\mathbb{Z}_n$ ($n \geq 2$), conifold, suspended pinch point, and $\mathbb{C}^3/(\mathbb{Z}_2 \times \mathbb{Z}_2)$.

Contents

1	Introduction and summary	1
2	Review: Quiver quantum toroidal algebra	4
3	Review: Quantum toroidal \mathfrak{gl}_1	7
3.1	Definition	7
3.2	Representations	8
4	Subcrystal Representations	12
4.1	Crystals and quivers	13
4.2	Algebra for subcrystal	21
4.3	Coproduct structure	23
4.4	Example of conifold and quantum toroidal $\mathfrak{gl}_{1 1}$	26
4.4.1	Definition of algebra	26
4.4.2	One-dimensional crystal representation	26
4.4.3	Two-dimensional crystal representation	29
5	Examples	35
5.1	\mathbb{C}^3 and quantum toroidal \mathfrak{gl}_1 revisited	35
5.2	$(\mathbb{C}^2/\mathbb{Z}_n) \times \mathbb{C}$ and quantum toroidal $\mathfrak{gl}_n (n \geq 2)$	37
5.2.1	Definition of the algebra	38
5.2.2	Subquiver and crystal shape	39
5.2.3	One-dimensional crystal ℓ_1	40
5.2.4	Two-dimensional crystal of $p_1 = (0, 0)$	42
5.3	Suspended pinch point and quantum toroidal algebra $\mathfrak{gl}_{2 1}$	43
5.3.1	Definition of the algebra	43
5.3.2	Subquiver and crystal shape	45
5.3.3	One-dimensional crystal ℓ_1	46
5.3.4	Two-dimensional crystal of $p_1 = (1, 1)$	49
5.4	$\mathbb{C}^3/(\mathbb{Z}_2 \times \mathbb{Z}_2)$ and quantum toroidal $D(2, 1; \alpha)$	51
5.4.1	Definition of the algebra	51
5.4.2	Subquiver and crystal shape	53
5.4.3	One-dimensional crystal representations	54
5.4.4	Two-dimensional crystal representations	56
6	Conclusion and discussion	58
A	Convention	59
B	Derivation of shift parameters	60

C	Brane tiling and quiver gauge theory	61
D	The well-definedness of the generalized coproduct for shifted QQTA	63
E	Quantum toroidal \mathfrak{gl}_n ($n \geq 2$)	64
E.1	One-dimensional crystals	64
E.1.1	One-dimensional crystal ℓ_2	64
E.1.2	One-dimensional crystal ℓ_{k+3}	65
E.2	Two-dimensional crystal representations	65
E.2.1	Two-dimensional crystal of $p_2 = (1, 0)$	65
E.2.2	Two-dimensional crystal of $p_3 = (0, n)$	66
F	Quantum toroidal $\mathfrak{gl}_{2 1}$	67
F.1	One-dimensional crystal representations	67
F.1.1	One-dimensional crystal ℓ_2	67
F.1.2	One-dimensional crystal ℓ_3	70
F.1.3	One-dimensional crystals of ℓ_4 and ℓ_5	72
F.2	Two-dimensional crystal of $p_2 = (0, 0)$	74
G	Quantum toroidal $D(2, 1; \alpha)$	76

1 Introduction and summary

Infinite-dimensional algebra has been one of the most powerful tools to study supersymmetric gauge theories [1–5]. In particular, quantum toroidal algebras [6–15] and their truncations [10, 16–24] have played significant roles in the context of 5d AGT correspondence [25–32] and topological vertex [29, 30, 32–51] (see also [52–55] for the degenerate case).

Recently, infinite-dimensional algebras associated with toric Calabi-Yau threefolds called quiver Yangian [56, 57] was introduced (see also [58, 59] for similar directions). As a generalization, a shifted version of quiver Yangian was defined [60]. Quiver Yangian acts on three-dimensional BPS crystals [61], while shifted quiver Yangian acts on the subcrystal of the mother BPS crystal. A trigonometric deformation of quiver Yangian, which we call quiver quantum toroidal algebra (QQTA), was introduced in our previous paper [62]. QQTA acts on the same three-dimensional BPS crystal as the quiver Yangian. Thus, it is natural to consider its subcrystals and the action of the algebra.

The goal of this paper is to study a generalized version of QQTA and two classes of their subcrystal representations. We will call them “one-dimensional” and “two-dimensional” crystal representations.¹ In deriving these representations, the concept of brane tiling

¹The names “one-dimensional” and “two-dimensional” do not mean they are finite-dimensional representations. They come from the crystal picture of the bases of the module. Following the case of quantum toroidal \mathfrak{gl}_1 , these can be called vector and Fock representations, respectively.

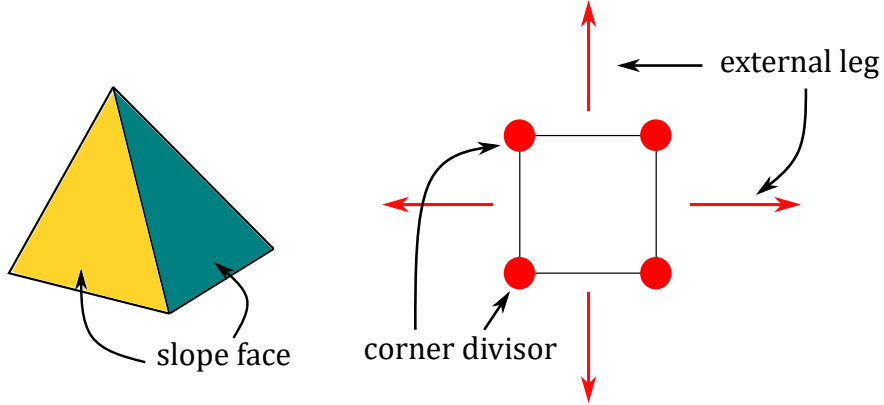


Figure 1: Three-dimensional crystal (pyramid partition) and toric diagram of the conifold geometry. Each of the slope face corresponds to the corner divisor of the toric diagram. External legs of the toric diagram are lines dual to the edges of the toric diagram.

[63] will play a significant role. Let us give motivations and summarize what is done in this paper. The three-dimensional BPS crystal representation is a generalization of the MacMahon representation [8] of quantum toroidal \mathfrak{gl}_1 [6, 9, 10]. Quantum toroidal \mathfrak{gl}_1 has other representations such as vector representations and Fock representations [6], and their crystal pictures are one-dimensional and two-dimensional. An interesting feature of these representations is that Fock representations are obtained by taking tensor products of vector representations, while MacMahon representations are obtained by taking tensor products of Fock representations. From this point of view, other quantum toroidal algebras are expected to have one-dimensional and two-dimensional crystal representations. Another expectation is that higher-dimensional crystal representations should be obtained from tensor products of lower-dimensional crystal representations.

The two-dimensional crystal [64–66] we focus on is a reduction of the three-dimensional crystal of [61]. The three-dimensional crystal [61] physically corresponds to D2-D0 states bound to a D6-brane on a toric Calabi-Yau threefold, while the two-dimensional crystal corresponds to D2-D0 states bound to a D4-brane wrapping a divisor of the threefold. This two-dimensional crystal model reproduces the BPS index of the D4-D2-D0 states, and it is a “slope face” of the original three-dimensional crystal (see Figure 1). The two-dimensional crystals are associated with corner divisors of the toric diagram, and the shapes are determined by the external legs of the dual web diagram surrounding them. The quiver diagram for this crystal is obtained by removing a few arrows from the original quiver diagram. The removed arrows correspond to the unique perfect matching [67] of the corner divisor. Although how to obtain the crystal shape is already known, it is unknown what kind of algebra acts on it, so we provide an answer to it.

We further generalize the discussions on two-dimensional crystals and construct a one-dimensional crystal. Its shape is a reduced and extended version of the two-dimensional crystal. We can associate it with an external leg of the toric dual web diagram. The crystal picture is obtained by projecting the two-dimensional crystal to one of the axes

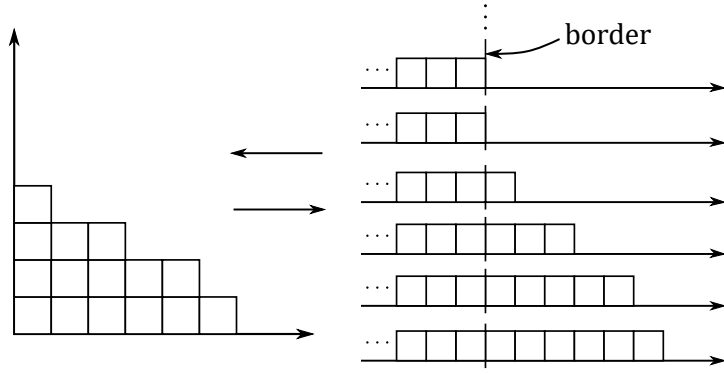


Figure 2: Two-dimensional crystal and one-dimensional crystal for \mathbb{C}^3 -geometry. Each layer of the two-dimensional crystal can be understood as a one-dimensional crystal by extending it left to the border. By taking tensor products of these one-dimensional crystal representations, we obtain the two-dimensional crystal representation.

and extending it left to the origin periodically. The basis of this representation can be understood as a semi-infinite row of atoms (see Figure 2 for the \mathbb{C}^3 case). In deriving the shape of the one-dimensional crystal from the toric diagram, we will see they have connections with perfect matchings. Although the physical meaning of this crystal is not clear, we expect they have relations to vortex moduli space. We leave it for future work.

Since the one-dimensional and two-dimensional crystals above are subcrystals of the original three-dimensional crystal, one might think they should be representations of the quiver quantum toroidal algebra. However, we will see this is not true and that we have to use “shifted quiver quantum toroidal algebra”.² We will see that this is because the vacuum charge function does not have the same number of poles and zeros anymore.

The shifted quiver quantum toroidal algebra we define has a structure similar to the Hopf superalgebra structure of QQTa [62]. It has a generalized coproduct, counit, and antipode. However, this time the coproduct and antipode will be maps between *different* shifted quantum toroidal algebras. In constructing subcrystal representations explicitly, we start from the one-dimensional crystal. Using the shape of this crystal, we can derive the action of the algebra. Then, utilizing the generalized coproduct and taking tensor products of this one-dimensional crystal representation, we derive the two-dimensional crystal representation (see Figure 2 for the \mathbb{C}^3 -geometry case).

This paper is organized as follows. In section 2, we review the definition of the quiver quantum toroidal algebra defined in [62]. In section 3, we review the properties and representations of the quantum toroidal \mathfrak{gl}_1 . The way the representations are derived will be essential in the later sections. We will introduce special subcrystals (one-dimensional and two-dimensional) of the original three-dimensional crystal in section 4. We will also introduce shifted QQTa and study its generalized coproduct, counit, antipode structure. We also derive the crystal representations of the conifold. In section 5, we will utilize the generalized coproduct structure and derive two-dimensional crystal representations from

²See [68] and references therein for the definition of shifted quantum toroidal \mathfrak{gl}_n .

one-dimensional crystal representations. Subcrystal representations of \mathbb{C}^3 , $\mathbb{C}^3/\mathbb{Z}_n$ ($n \geq 2$), suspended pinch point, and $\mathbb{C}^3/(\mathbb{Z}_2 \times \mathbb{Z}_2)$ are derived in detail. In section 6, we give some discussions for future work. Supplementary materials are in the appendices.

Note added. While preparing this paper, new preprints [60, 69] appeared in the arXiv. In section 2 of [69], they defined the trigonometric deformation of quiver Yangian, which is the same as what we call shifted QQTA in our paper. While they also discuss the representations of crystals, we investigate in detail the relation between 1d and 2d crystal representations.

2 Review: Quiver quantum toroidal algebra

Let us review the quiver quantum toroidal algebra defined in [62]. The algebra is defined from the quiver diagram, which is derived from the toric Calabi-Yau geometry.

We denote a quiver diagram as $Q = (Q_0, Q_1, Q_2)$, where Q_0 is a set of vertices, Q_1 is a set of arrows between vertices, and Q_2 is the set of closed loops surrounded by Q_1 (see section 2 and Appendix B in [62]). We use

$$Q_0 = \{i\}_{i \in Q_0}, \quad Q_1 = \{I\}_{I \in Q_1}, \quad Q_2 = \{L\}_{L \in Q_2}, \quad (2.0.1)$$

namely i, j, \dots are used to label vertices and I, J, \dots are used to label arrows of the quiver diagram. The number of vertices and arrows are denoted by $|Q_0|$ and $|Q_1|$ respectively.

There are two types of quivers, which can be derived from the geometry: “symmetric” quiver and “asymmetric” quiver. The symmetric quiver is a quiver with the condition,

$$|i \rightarrow j| = |j \rightarrow i|, \quad \forall i, j \in Q_0, \quad (2.0.2)$$

while the asymmetric quiver is a quiver that does not satisfy the above condition. $|i \rightarrow j|$ is the number of arrows from vertex i to vertex j . The symmetric quiver corresponds to toric Calabi-Yau threefolds without compact 4-cycles. As [62], we will focus on the symmetric quiver in this whole paper. Similar discussions are expected to be true for the asymmetric quiver.

A parameter q_I is associated with each arrow of the quiver diagram. We impose the following conditions:

$$\text{loop constraint : } \prod_{I \in L} q_I = 1, \quad L \in Q_2 \quad (2.0.3)$$

$$\text{vertex constraint : } \prod_{I \in i} q_I^{\text{sign}_i(I)} = 1, \quad i \in Q_0 \quad (2.0.4)$$

where

$$\text{sign}_i(I) \equiv \begin{cases} +1 & (s(I) = i, \quad t(I) \neq i), \\ -1 & (s(I) \neq i, \quad t(I) = i), \\ 0 & (\text{otherwise}) \end{cases}$$

and $\prod_{I \in i}$ means the product of all arrows going in and out of vertex i . Here and below, $s(I)$ and $t(I)$ denote the starting and ending vertex of the arrow I , respectively. After imposing loop and vertex constraints above, we get only two independent parameters.

The quiver quantum toroidal algebra $\check{\mathcal{U}}_Q$ is generated by $E_{i,k}, F_{i,k}, K_{i,\pm r}^\pm$, and invertible elements $K_{i,0}^\pm, C$, where $i \in Q_0, k \in \mathbb{Z}$ and $r \in \mathbb{Z}^\times$.

The defining relations are given in terms of generation series

$$E_i(z) = \sum_{k \in \mathbb{Z}} E_{i,k} z^{-k}, \quad F_i(z) = \sum_{k \in \mathbb{Z}} F_{i,k} z^{-k}, \quad K_i^\pm(z) = \sum_{r \geq 0} K_{i,\pm r}^\pm z^{\mp r}. \quad (2.0.5)$$

Generators have \mathbb{Z}_2 grading, which are denoted by $|E_{i,k}| = |F_{i,k}| = |i|$. The grading rule is

$$|i| = \begin{cases} 0 & (\exists I \in Q_1 \text{ such that } s(I) = t(I) = i), \\ 1 & (\text{otherwise}), \end{cases} \quad (2.0.6)$$

where the operators are bosonic when $|i| = 0$ and fermionic when $|i| = 1$. In other words, the operator is bosonic when there is a loop, otherwise it is fermionic. We note the generators $K_i^\pm(z)$ are set to be bosonic.

The defining relations are given as follows:

$$\begin{aligned} K_{i,0}^+ K_{i,0}^- &= K_{i,0}^- K_{i,0}^+ = 1, \\ C^{-1} C &= C C^{-1} = 1, \\ K_i^\pm(z) K_j^\pm(w) &= K_j^\pm(w) K_i^\pm(z), \\ K_i^-(z) K_j^+(w) &= \frac{\varphi^{j \Rightarrow i}(z, Cw)}{\varphi^{j \Rightarrow i}(Cz, w)} K_j^+(w) K_i^-(z), \\ K_i^\pm(C^{\frac{1 \mp 1}{2}} z) E_j(w) &= \varphi^{j \Rightarrow i}(z, w) E_j(w) K_i^\pm(C^{\frac{1 \mp 1}{2}} z), \\ K_i^\pm(C^{\frac{1 \pm 1}{2}} z) F_j(w) &= \varphi^{j \Rightarrow i}(z, w)^{-1} F_j(w) K_i^\pm(C^{\frac{1 \pm 1}{2}} z), \\ [E_i(z), F_j(w)] &= \delta_{i,j} \left(\delta \left(\frac{Cw}{z} \right) K_i^+(z) - \delta \left(\frac{Cz}{w} \right) K_i^-(w) \right), \\ E_i(z) E_j(w) &= (-1)^{|i||j|} \varphi^{j \Rightarrow i}(z, w) E_j(w) E_i(z), \\ F_i(z) F_j(w) &= (-1)^{|i||j|} \varphi^{j \Rightarrow i}(z, w)^{-1} F_j(w) F_i(z), \end{aligned} \quad (2.0.7)$$

The commutator above must be understood in the usual superalgebra sense.

The function $\varphi^{i \Rightarrow j}(z, w)$ is defined to be

$$\varphi^{i \Rightarrow j}(z, w) = \frac{\prod_{I \in \{j \rightarrow i\}} (q_I^{1/2} z - q_I^{-1/2} w)}{\prod_{I \in \{i \rightarrow j\}} (q_I^{-1/2} z - q_I^{1/2} w)} = \frac{\prod_{I \in \{j \rightarrow i\}} \phi(q_I; z, w)}{\prod_{I \in \{i \rightarrow j\}} \phi(q_I^{-1}; z, w)}, \quad (2.0.8)$$

where $\{i \rightarrow j\}$ are the arrows from vertex i to j and

$$\phi(p; z, w) = p^{1/2} z - p^{-1/2} w. \quad (2.0.9)$$

See Appendix A for the convention we use. We call (2.0.8) “bond factors” following the original terminology in [56]. When there are no arrows between the two vertices the bond factor is trivial:

$$\varphi^{i \Rightarrow j}(z, w) = 1. \quad (2.0.10)$$

Hopf superalgebra structure The algebra (2.0.7) has a Hopf superalgebra structure. Recall that a Hopf algebra is equipped with a unit, a counit, a product, a coproduct, and an antipode following appropriate properties (see section 4.4 in [62]).

The coproduct formula is

$$\begin{aligned} \Delta : \ddot{U}_Q &\rightarrow \ddot{U}_Q \otimes \ddot{U}_Q, \\ \Delta E_i(z) &= E_i(z) \otimes 1 + K_i^-(C_1 z) \otimes E_i(C_1 z), \\ \Delta F_i(z) &= F_i(C_2 z) \otimes K_i^+(C_2 z) + 1 \otimes F_i(z), \\ \Delta K_i^+(z) &= K_i^+(z) \otimes K_i^+(C_1^{-1} z), \\ \Delta K_i^-(z) &= K_i^-(C_2^{-1} z) \otimes K_i^-(z), \\ \Delta C &= C \otimes C. \end{aligned} \quad (2.0.11)$$

The counit formula is

$$\begin{aligned} \epsilon : \ddot{U}_Q &\rightarrow \mathbb{C}, \\ \epsilon(E_i(z)) &= \epsilon(F_i(z)) = 0, \\ \epsilon(K_i^\pm(z)) &= \epsilon(C) = 1. \end{aligned} \quad (2.0.12)$$

The antipode formula is

$$\begin{aligned} S : \ddot{U}_Q &\rightarrow \ddot{U}_Q, \\ S(E_i(z)) &= -(K_i^-(z))^{-1} E_i(C^{-1} z), \\ S(F_i(z)) &= -F_i(C^{-1} z) (K_i^+(z))^{-1}, \\ S(K_i^\pm(z)) &= (K_i^\pm(C z))^{-1}, \\ S(C) &= C^{-1}. \end{aligned} \quad (2.0.13)$$

Three-dimensional crystal representation After setting $C = 1$, we obtain one natural representation on the three-dimensional BPS crystal of [61]. The representation is

$$\begin{aligned} K_i^\pm(z) |\Lambda\rangle &= \left[\Psi_\Lambda^{(i)}(z, u) \right]_\pm |\Lambda\rangle, \\ E_i(z) |\Lambda\rangle &= \sum_{\boxed{i} \in \text{Add}(\Lambda)} \pm \sqrt{p^{(i)} \text{Res}_{x=uq(\boxed{i})} \Psi_\Lambda^{(i)}(x, u) \delta \left(\frac{z}{uq(\boxed{i})} \right)} |\Lambda + \boxed{i}\rangle, \\ F_i(z) |\Lambda\rangle &= \sum_{\boxed{i} \in \text{Rem}(\Lambda)} \pm \sqrt{q^{(i)} \text{Res}_{y=uq(\boxed{i})} \Psi_\Lambda^{(i)}(y, u) \delta \left(\frac{z}{uq(\boxed{i})} \right)} |\Lambda - \boxed{i}\rangle, \end{aligned} \quad (2.0.14)$$

where $q^{(i)} = 1$, $p^{(i)} = \varphi^{i \Rightarrow i}(1, 1)$, and $[f(z)]_\pm$ means formal expansion of $f(z)$ in z^\mp . The \pm signs in the action of $E_i(z)$ and $F_i(z)$ are determined by the crystal shapes (see [56]).

We will see some examples in Section 5. Note that the residue here is different from the original definition (see (A.0.6) and [62]). We also note

$$q(\boxed{i}) \equiv \prod_{I \in \text{path}[\mathfrak{o} \rightarrow \boxed{i}]} q_I, \quad (2.0.15)$$

namely the coordinate function for i is the product of all charges along the path from the origin \mathfrak{o} . Λ is the crystal configuration satisfying the melting rule. The melting rule specifies the possible places where we can add or remove atoms from the crystal, and the loop constraint (2.0.3) determines it. For more information on the melting rule, see [61] and [56]. Sets $\text{Add}(\Lambda)$ and $\text{Rem}(\Lambda)$ denote the sets of atoms that can be added to the crystal configuration Λ , respectively. The charge function $\Psi_\Lambda^{(i)}(z, u)$ and the vacuum charge function $\psi_\emptyset^{(i)}(z, u)$ are defined as

$$\begin{aligned} \Psi_\Lambda^{(i)}(z, u) &= \psi_\emptyset^{(i)}(z, u) \prod_{j \in Q_0} \prod_{\boxed{j} \in \Lambda} \varphi^{j \Rightarrow i}(z, u q(\boxed{j})), \\ \psi_\emptyset^{(i)}(z, u) &= (\psi_\emptyset(z, u))^{\delta_{i,a}}, \\ \psi_\emptyset(z, u) &= \frac{K^{-1/2}z - K^{1/2}u}{z - u}, \quad K \in \mathbb{C}, \end{aligned} \quad (2.0.16)$$

where a is the color of the atom in the origin.

3 Review: Quantum toroidal \mathfrak{gl}_1

Let us review the simplest but important example of quiver quantum toroidal algebra, quantum toroidal \mathfrak{gl}_1 [6–11]. It is the quantum toroidal algebra associated with \mathbb{C}^3 . It has two central elements C, K^\pm , and specific values of them give various representations of the algebra. We will focus mainly on representations when the central charge is $C = 1$. These are called vertical representations in the literature. On the other hand, representations with $C \neq 1$ are called horizontal representations. We will not discuss about these representations, so see [10, 16–24] for details. See also [70] for a good review.

3.1 Definition

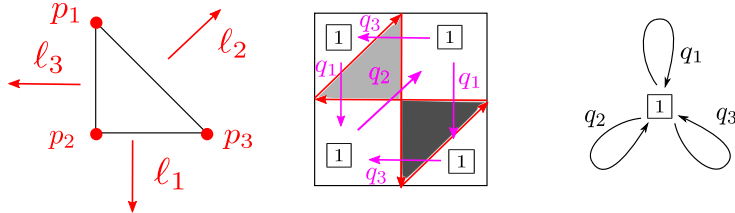


Figure 3: Toric diagram, periodic quiver, and quiver diagram of \mathbb{C}^3 . The three lattice points of the toric diagram are denoted $p_1 = (0, 1)$, $p_2 = (0, 0)$, and $p_3 = (1, 0)$. All of them are corner divisors. The three external legs are denoted ℓ_1, ℓ_2 , and ℓ_3 .

The quiver diagram and periodic quiver diagram are in Figure 3. First of all, we only have one vertex and three loops and thus the operators are all bosonic. The loop constraint (2.0.3) and vertex constraint (2.0.4) gives $q_1 q_2 q_3 = 1$. The bond factor is

$$\varphi^{1 \Rightarrow 1}(z, w) = \frac{\prod_{i=1}^3 (q_i^{1/2} z - q_i^{-1/2} w)}{\prod_{i=1}^3 (q_i^{-1/2} z - q_i^{1/2} w)} = \frac{\prod_{i=1}^3 \phi(q_i; z, w)}{\prod_{i=1}^3 \phi(q_i^{-1}; z, w)}. \quad (3.1.1)$$

The generators and defining relations of the algebra are as follows:

$$\begin{aligned} E(z) &= \sum_{k \in \mathbb{Z}} E_k z^{-k}, \quad F(z) = \sum_{k \in \mathbb{Z}} F_k z^{-k}, \quad K^\pm(z) = K^\pm \exp \left(\pm \sum_{r=1}^{\infty} H_{\pm r} z^{\mp r} \right), \\ K^+ K^- &= K^- K^+ = 1, \\ K^\pm(z) K^\pm(w) &= K^\pm(w) K^\pm(z), \\ K^-(z) K^+(w) &= K^+(w) K^-(z), \\ K^\pm(z) E(w) &= \varphi^{1 \Rightarrow 1}(z, w) E(w) K^\pm(z), \\ K^\pm(z) F(w) &= \varphi^{1 \Rightarrow 1}(z, w)^{-1} F(w) K^\pm(z), \\ [E(z), F(w)] &= \left(\delta \left(\frac{w}{z} \right) K^+(z) - \delta \left(\frac{z}{w} \right) K^-(w) \right), \\ E(z) E(w) &= \varphi^{1 \Rightarrow 1}(z, w) E(w) E(z), \\ F(z) F(w) &= \varphi^{1 \Rightarrow 1}(z, w)^{-1} F(w) F(z), \end{aligned} \quad (3.1.2)$$

where we set $C = 1$ in (2.0.7). Obviously, this algebra is symmetric in the permutation of q_1, q_2, q_3 , which is called “triality” in the literature. As one can see from (3.1.2), $K(z)$ commutes with each other, and thus we can use simultaneous eigenstates of $K(z)$ as bases to construct representations. We note that $K^- = (K^+)^{-1}$ is another central element and the value of it gives various representations.

We also note that the coproduct structure is written as

$$\begin{aligned} \Delta E(z) &= E(z) \otimes 1 + K^-(z) \otimes E(z), \\ \Delta F(z) &= F(z) \otimes K^+(z) + 1 \otimes F(z), \\ \Delta K^\pm(z) &= K^\pm(z) \otimes K^\pm(z), \\ \Delta C &= C \otimes C. \end{aligned} \quad (3.1.3)$$

3.2 Representations

Representations of quantum toroidal \mathfrak{gl}_1 are illustrated with 1d, 2d, or 3d Young diagrams. First, we construct the most basic representation called vector representation from 1d Young diagrams. Then, we use the coproduct structure of the algebra to construct Fock representation, which is characterized by 2d Young diagrams.

Representation by 1d Young diagrams We start with the vector representation, whose basis corresponds to a 1d Young diagram.

The central elements of this representation are $C = 1, K^- = 1$. We denote the basis as $[u]_j$ ($j \in \mathbb{Z}$). Corresponding to the triality of the quantum toroidal \mathfrak{gl}_1 , we have three

vector representations. Here we construct the representation with q_1 , and the other two can be obtained by replacing q_i cyclically.

The actions of $K^\pm(z), E(z), F(z)$ on the basis are defined as follows, which satisfies the relations of the algebra [6].³

$$\begin{aligned} K^\pm(z)[u]_j &= \left[\Psi_{[u]_j}(z) \right]_\pm [u]_j, \\ E(z)[u]_j &= \mathcal{E} \delta(q_1^{j+1} u/z) [u]_{j+1}, \\ F(z)[u]_{j+1} &= \mathcal{F} \delta(q_1^{j+1} u/z) [u]_j, \end{aligned} \quad (3.2.1)$$

where $\Psi_{[u]_j}(z)$ is⁴

$$\Psi_{[u]_j}(z) = \frac{\phi(q_2 q_1^{-j}; z, u) \phi(q_3 q_1^{-j}; z, u)}{\phi(q_1^{-j}; z, u) \phi(q_1^{-1} q_1^{-j}; z, u)}. \quad (3.2.2)$$

Actually, this can be written in infinite products of the bond factor:

$$\Psi_{[u]_j}(z) = \prod_{l \leq j} \varphi^{1 \Rightarrow 1}(z, u q_1^l). \quad (3.2.3)$$

\mathcal{E} and \mathcal{F} satisfy the following relation:

$$\mathcal{E} \mathcal{F} = \frac{\phi(q_2; 1, 1) \phi(q_3; 1, 1)}{\phi(q_1^{-1}; 1, 1)}. \quad (3.2.4)$$

The exact value of \mathcal{E} and \mathcal{F} is not important, so we will not be careful of it from now on.

We can interpret $[u]_j$ as a one-dimensional sequence of boxes from $-\infty$ to j , as shown in Figure 4. Since we are considering the simultaneous eigenstates of $K^\pm(z)$, the actions of $K^+(z)$ and $K^-(z)$ do not change the number of boxes. On the other hand, $E(z)$ plays the role of the creation operator, which increases the number of boxes by one, and $F(z)$ plays the role of the annihilation operator, which decreases the number of boxes by one.

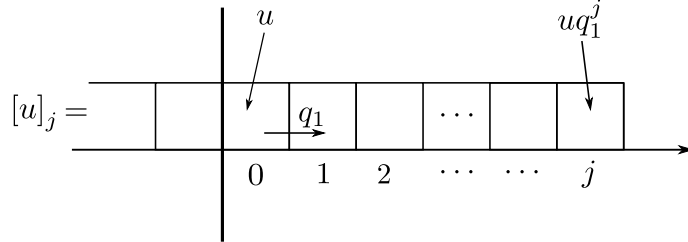


Figure 4: Interpretation of vector representation basis as a 1d-sequence of boxes. We call it the 1d Young diagram. $[u]_j$ has $j + 1$ boxes right to the border. We note the boxes are labeled with numbers starting from 0, 1, at the right of the border and extended left to the border.

³As explained below (2.0.14), $[f(z)]_\pm$ means formal expansion of $f(z)$ in z^\mp .

⁴ $\Psi_{[u]_j}(z)$ has poles at $u q_1^j$ and $u q_1^{j+1}$ and zeros at $u q_1^j q_2^{-1}$ and $u q_1^j q_3^{-1}$. These zeros cancel possible new poles. Actually, $\varphi^{1 \Rightarrow 1}(z, u q_1^{j+1})$ has poles at $u q_1^{j+2}$, $u q_1^{j+1} q_2 = u q_1^j q_3^{-1}$, and $u q_1^{j+1} q_3 = u q_1^j q_2^{-1}$ by the constraints $q_1 q_2 q_3 = 1$, and two of them are cancelled.

Representation by 2d Young diagrams In the vector representation, we arrange boxes in one direction, and the number of boxes right to the border labels each state. We can construct a representation called the Fock representation by combining multiple bases of this vector representation $[u]_j$ using tensor products.

Similar to the vector representation, we have three Fock representations due to triality. Their central charges are $C = 1$, $K^- = q_i^{1/2}$ ($i = 1, 2, 3$). The bases of these representations are illustrated as two-dimensional Young diagrams. These representations are obtained by taking tensor products of the vector representations using the coproduct (3.1.3).

Let us construct the Fock representation with central charges $C = 1$, $K^- = q_3^{1/2}$ in this section. First, we consider the tensor product of the two vector representations. The bases are denoted as

$$[u]_j \otimes [q_2 u]_k, \quad j, k \in \mathbb{Z}. \quad (3.2.5)$$

We used q_2 to translate, and it is different from q_1 characterizing the vector representation. This can be interpreted as a state with $j + 1$ boxes in the first row from the bottom and $k + 1$ boxes in the second row as shown in Figure 5.

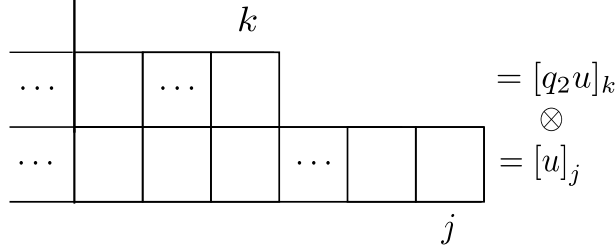


Figure 5: The basis using the tensor product of two vector representation. Each row is a 1d Young diagram, and the combination represents the tensor product of the two vector representations.

The actions of $E(z)$, $F(z)$, $K^\pm(z)$ on this basis are defined by the coproduct as equation (3.1.3) with $C = 1$.

The first term of $\Delta E(z)$ always adds a box to the first row of Figure 5, while the second term adds a box to the second row depending on the nontrivial coefficient coming from $K^-(z)$. By using (3.2.1) and (3.1.3), we obtain

$$K^-(z) \otimes E(z)[u]_j \otimes [q_2 u]_j = 0. \quad (3.2.6)$$

Similarly, the second term of $\Delta F(z)$ always removes a box from the second row of Figure 5, while the first term removes a box from the first row depending on the nontrivial coefficient coming from $K^+(z)$. The nontrivial coefficient becomes zero when the length of the two rows are the same:

$$F(z) \otimes K^+(z)[u]_j \otimes [q_2 u]_j = 0. \quad (3.2.7)$$

We obtain the Young diagram condition from (3.2.6) and (3.2.7), namely $[u]_j \otimes [q_2 u]_k$ ($j \geq k$) forms a submodule.

The same can be done for tensor products of N vector representations. In this case, the basis can be written using the Young diagram $\lambda = (\lambda_1, \lambda_2, \dots, \lambda_N)$ ($\lambda_1 \geq \lambda_2 \geq \lambda_3 \dots$) as

$$\bigotimes_{j=1}^N [q_2^{j-1} u]_{\lambda_j-1}. \quad (3.2.8)$$

Actions of $E(z), F(z), K^\pm(z)$ on this basis are expressed using the coproduct $N-1$ times as

$$\begin{aligned} \Delta^{(N-1)}(K^\pm(z)) &= K^\pm(z)^{\otimes N}, \\ \Delta^{(N-1)}(E(z)) &= \sum_{k=1}^N K^-(z)^{\otimes k-1} \otimes E(z) \otimes 1^{\otimes N-k}, \\ \Delta^{(N-1)}(F(z)) &= \sum_{k=1}^N 1^{\otimes k-1} \otimes F(z) \otimes K^+(z)^{\otimes N-k}. \end{aligned} \quad (3.2.9)$$

Again, the k -th term of $E(z)$ adds one box to the k -th row of the basis, and the k -th term of $F(z)$ removes one box from the k -th row of the basis. States satisfying the Young diagram condition only remain due to (3.2.6) and (3.2.7). Other states do not appear because the coefficients will be zero.

To take the limit $N \rightarrow \infty$, we need to regularize the actions. The basis is defined as

$$|\lambda\rangle = \bigotimes_{j=1}^{\infty} [q_2^{j-1} u]_{\lambda_j-1}, \quad (3.2.10)$$

where $\lambda_n = 0$ ($n > \ell(\lambda)$) and $\lambda = (\lambda_1, \lambda_2, \dots, \lambda_{\ell(\lambda)})$. $\ell(\lambda)$ is the length of the Young diagram. This state is illustrated as in Figure 6. The first row from the bottom has λ_1 boxes, the second row has λ_2 boxes and so on.

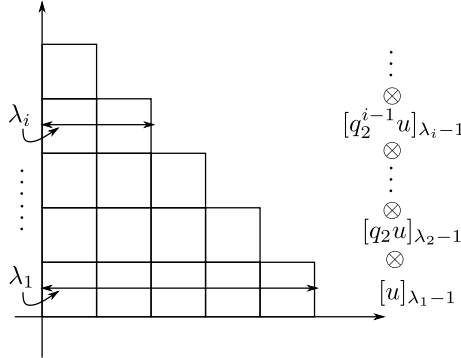


Figure 6: Young diagram and the basis of Fock representation. This is the generalization of Figure 5 to the infinite number of rows.

The actions on the basis are as follows:

$$\begin{aligned}
K(z) |\lambda\rangle &= \frac{\phi(q_2^{1-\ell(\lambda)} q_1; z, u)}{\phi(q_2^{-\ell(\lambda)}; z, u)} \prod_{i=1}^{\ell(\lambda)} \Psi_{[uq_2^{i-1}]_{\lambda_i-1}}(z) |\lambda\rangle, \\
E(z) |\lambda\rangle &= \mathcal{E} \sum_{i=1}^{\ell(\lambda)+1} \prod_{l=1}^{i-1} \left[\Psi_{[uq_2^{i-1}]_{\lambda_i-1}}(uq_2^{i-1} q_1^{\lambda_i}) \right]_- \delta \left(\frac{z}{uq_2^{i-1} q_1^{\lambda_i}} \right) |\lambda + \square_i\rangle, \\
F(z) |\lambda\rangle &= \mathcal{F} \sum_{i=1}^{\ell(\lambda)} \frac{\phi(q_1^{2-\lambda_i} q_2^{2-i-\ell(\lambda)}; 1, 1)}{\phi(q_1^{1-\lambda_i} q_2^{1-i-\ell(\lambda)}; 1, 1)} \\
&\quad \times \prod_{j=i+1}^{\ell(\lambda)} \left[\Psi_{[uq_2^{j-1}]_{\lambda_j-1}}(uq_2^{j-1} q_1^{\lambda_j-1}) \right]_+ \delta \left(\frac{z}{uq_2^{j-1} q_1^{\lambda_j-1}} \right) |\lambda - \square_i\rangle,
\end{aligned} \tag{3.2.11}$$

where \square_i is a box at the i -th entry. From now on, we omit the $[\]_{\pm}$ when it is obvious.

The actions of $K(z)$ on the vacuum configuration $|\emptyset\rangle \equiv \otimes_{j=1}^{\infty} [q_2^{j-1} u]_{\lambda_j-1}$ can be read of:

$$K(z) |\emptyset\rangle = \frac{\phi(q_3^{-1}; z, u)}{\phi(1; z, u)} |\emptyset\rangle. \tag{3.2.12}$$

This gives us the nontrivial central charge $K^- = q_3^{1/2}$.

The regularization process will be important later, so let us look at the derivation of the action of $K(z)$. Using (3.2.9), the action of $K(z)$ on N tensor products is written as

$$K(z) |\lambda\rangle = \prod_{i=1}^{\ell(\lambda)} \Psi_{[uq_2^{i-1}]_{\lambda_i-1}}(z) \prod_{j=\ell(\lambda)+1}^{\infty} \Psi_{[uq_2^{j-1}]_{-1}}(z) |\lambda\rangle. \tag{3.2.13}$$

In this case, infinite product involves but we can formally regularize this by specifying the order of infinite products:

$$\begin{aligned}
\prod_{j=\ell(\lambda)+1}^{\infty} \Psi_{[uq_2^{j-1}]_{-1}}(z) &= \prod_{j=\ell(\lambda)+1}^{\infty} \frac{\phi(q_2^{2-j} q_1; z, u) \phi(q_2^{-j}; z, u)}{\phi(q_1 q_2^{1-j}; z, u) \phi(q_2^{1-j}; z, u)} \\
&= \frac{\phi(q_2^{1-\ell(\lambda)} q_1; z, u)}{\phi(q_2^{-\ell(\lambda)}; z, u)} \prod_{j=\ell(\lambda)+1}^{\infty} \frac{\cancel{\phi(q_2^{1-j} q_1; z, u)} \cancel{\phi(q_2^{-j}; z, u)}}{\cancel{\phi(q_1 q_2^{1-j}; z, u)} \cancel{\phi(q_2^{1-j}; z, u)}} \\
&= \frac{\phi(q_2^{1-\ell(\lambda)} q_1; z, u)}{\phi(q_2^{-\ell(\lambda)}; z, u)}.
\end{aligned} \tag{3.2.14}$$

4 Subcrystal Representations

In this section, we focus on two special crystal representations: one-dimensional crystal and two-dimensional crystal. The two-dimensional crystals are associated with the corner divisors of the toric diagram, while the one-dimensional crystals are associated with the external lines of the toric diagram. The two-dimensional crystals we focus on were originally

defined in [64–66]. The one-dimensional crystals we introduce in this section are a reduced version of them. Similar to the previous section, a quantum toroidal algebra acts on this crystal. This quantum toroidal algebra is not the same as the one defined in (2.0.7) after setting $C = 1$ but are shifted quantum toroidal algebras.⁵

We first introduce the one-dimensional and two-dimensional crystals in section 4.1. Starting from the original periodic quiver diagram of the three-dimensional crystal and removing some arrows from the diagram, we obtain various subquivers. These subquivers determine the shape of one-dimensional and two-dimensional crystals. Readers interested in only the algebraic structure can accept the shape of crystals and read from the next subsection (see [64–66] for a detailed derivation of the two-dimensional crystals). In section 4.2, we introduce a generalized version of the QQTA defined in section 2 and give a discussion that they act on the subcrystals defined in section 4.1. We also derive the vacuum charge function of the two-dimensional crystals and translate it to the brane tiling language. The algebra introduced includes shift parameters defined by the difference between the number of poles and zeros of the vacuum charge function. In section 4.3, we introduce a generalized coproduct and antipode structure. These maps act on *different* shifted quantum toroidal algebras. In particular, the generalized coproduct structure will be important in deriving the two-dimensional crystal representations from the one-dimensional crystal representations. In section 4.4, we give a detailed derivation for the conifold case. Other examples are in section 5.

4.1 Crystals and quivers

We briefly review the constructions of two-dimensional crystal models associated with D4-D2-D0 bound states in the toric Calabi-Yau three-fold introduced in [66] (see it for details). We then further reduce the crystal to a one-dimensional crystal.

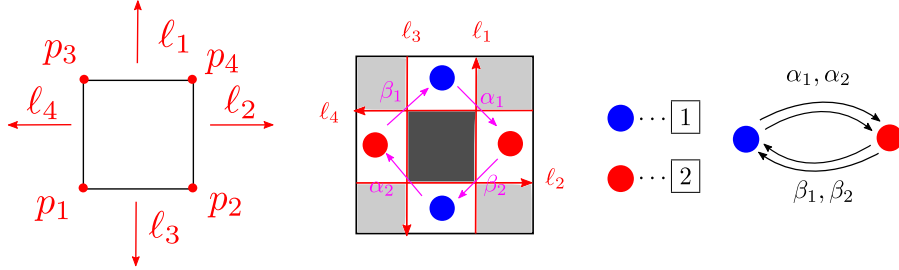


Figure 7: The toric diagram, periodic quiver (brane tiling) and quiver diagram for the conifold geometry. The lattice points of the toric diagram are denoted as $p_1 = (0, 0), p_2 = (1, 0), p_3 = (0, 1)$, and $p_4 = (1, 1)$. External legs are denoted as ℓ_1, ℓ_2, ℓ_3 , and ℓ_4 . Bifundamental chiral fields are denoted $\alpha_1, \alpha_2, \beta_1, \beta_2$.

D2-D0 states are described by the quiver $Q = (Q_0, Q_1, Q_2)$ dual to the Calabi-Yau geometry, where Q_0, Q_1, Q_2 are the set of vertices, arrows, and faces⁶, respectively. Vertices

⁵We call the algebra (2.0.7) in the previous section “unshifted” quantum toroidal algebra.

⁶Faces are identified with the loops in section 2. We do not distinguish them.

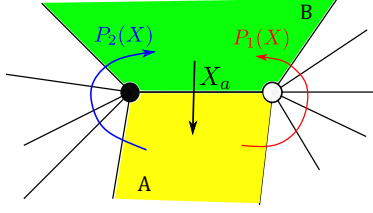


Figure 8: Graphical interpretation of F-term condition of (4.1.2) in the bipartite graph. The edge connecting the black and white node is dual to the arrow X_a . The bifundamental X_a connects two regions A (yellow) and B (green). The red path associated with a monomial $P_1(X)$ and the blue path associated with a monomial $P_2(X)$ connect the two regions.

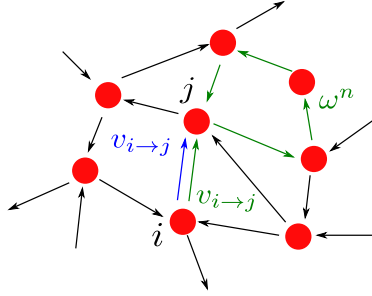


Figure 9: Two paths between quiver nodes $i, j \in Q_0$. The blue path is the shortest path $v_{i \rightarrow j}$ and the green path is the path decomposed into $v_{i \rightarrow j}$ and the loop part ω^n .

correspond to gauge groups, arrows correspond to the bifundamental chiral multiplets, and faces correspond to the superpotential of the quiver gauge theory. The information of both the gauge theory and the dual geometry are encoded in a dual graph called brane tiling [71] (see Appendix C). As an example, let us consider the conifold (see Figure 7). There are two faces $Q_2 = \{\alpha_1\beta_2\alpha_2\beta_1, \alpha_1\beta_1\alpha_2\beta_2\}$, where we are identifying the faces with the sequence of arrows. The superpotential⁷ is read as

$$W_0 = \text{Tr}(\alpha_1\beta_1\alpha_2\beta_2 - \alpha_1\beta_2\alpha_2\beta_1). \quad (4.1.1)$$

The F-term relations $\partial W / \partial X_A$, ($X_A \in Q_1$) and the so-called D-term relations⁸ give the vacuum moduli space.

When the dual geometry is a toric Calabi-Yau, the superpotential obeys the condition that every chiral field appears in the superpotential only twice [63]. Focusing on terms including a bifundamental field $X_a \in Q_0$, we have

$$W_0 = X_a P_1(X) - X_a P_2(X) + \dots, \quad X_a \in Q_1, \quad (4.1.2)$$

where $P_1(X)$ and $P_2(X)$ are products of bifundamental fields not including X_a (see Figure 8). The F-term relation of X_a gives the condition $P_1(X) = P_2(X)$. Generally, the F-term

⁷See Appendix C and (C.0.4) for how to derive the superpotential from the brane tiling.

⁸We will not discuss about the D-term relations so see [66, Sec.2.3]

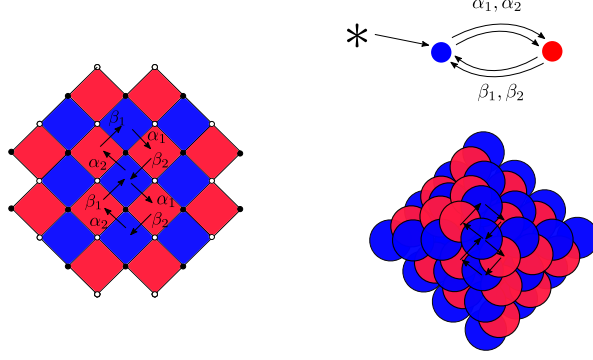


Figure 10: Enhanced quiver diagram, universal covering of it and the three-dimensional crystal of the conifold geometry.

relations mean that as long as the starting point and ending point are determined, the path between them are all equivalent. In particular, for any point $i, j \in Q_0$, there is a shortest path $v_{i \rightarrow j}$ such that any path from i to j is F-term equivalent to $v_{i \rightarrow j} \omega^n$, where n is an integer and ω is a loop of one face (see Figure 9).

Three-dimensional crystal [61] To consider D6-D2-D0 states, we need to wrap the Calabi-Yau with a D6-brane. This process enhances the quiver by adding a flavor node $*$ and an edge $I : * \rightarrow i_0$, ($i_0 \in Q_0$) to the quiver:

$$Q_0 \rightarrow Q_0 \cup \{*\}, \quad Q_1 \rightarrow Q_1 \cup \{I : * \rightarrow i_0\}, \quad (4.1.3)$$

where i_0 is called a reference node. The superpotential and the F-term conditions do not change. Starting from this quiver, we can construct a three-dimensional crystal [61]. Each of the atoms in the crystal is identified with a path in the universal covering of the quiver. The process is the following (see Figure 10 for the conifold case):

- A1. Using the fact that the quiver Q is drawn on a \mathbb{T}^2 , we can extend it and consider a universal covering on \mathbb{R}^2 , which we denote it \tilde{Q} . We define a projection map⁹ $\pi : \tilde{Q} \rightarrow Q$. This defines the colors of the atoms. Namely, the three-dimensional crystal is a crystal with *colored* atoms.
- A2. Place an atom with color $\pi(i_0)$ on the reference node $i_0 \in \tilde{Q}$. The reference node gives the origin of the three-dimensional crystal.
- A3. If there is an edge $i_0 \rightarrow j$ for $j \in \tilde{Q}$, place an atom with the color $\pi(j)$ next to the origin in the reference node i_0 . These atoms are placed below the origin atom.
- A4. Follow the same step above and continue placing atoms if they are connected by arrows to the atoms already placed. In the case when one comes back to the node on which an atom is already placed, we use the following rules:

⁹The vertices in \tilde{Q} are all distinguished. The projection to Q gives a color to it. Namely, the colors of the atoms in the crystals are determined from the vertices of Q .

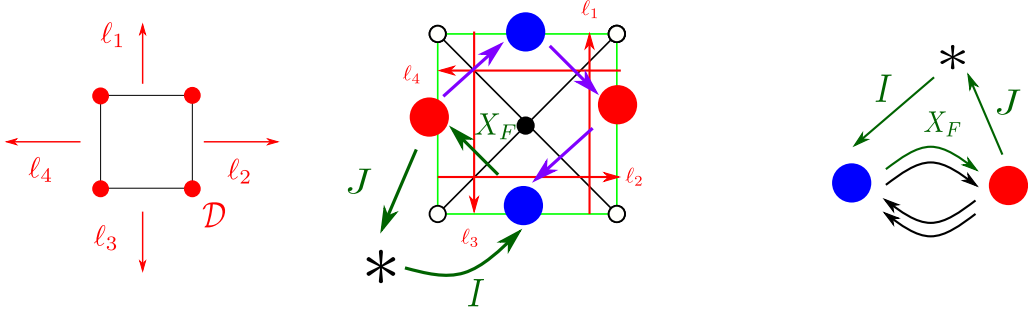


Figure 11: Quiver of the conifold with a D4-brane wrapping the toric divisor $\mathcal{D} = p_2$. Left: The divisor is surrounded by external legs ℓ_2, ℓ_3 . Middle: The flavor node $*$ is drawn outside the brane tiling for convenience. Two arrows I, J are added to the quiver diagram. The bifundamental field X_F for this case is $X_F = \alpha_2$. Right: The enhanced quiver, where the green arrows introduce a new term $W_{\text{flavor}} = \text{Tr}(JX_F I)$ to the superpotential.

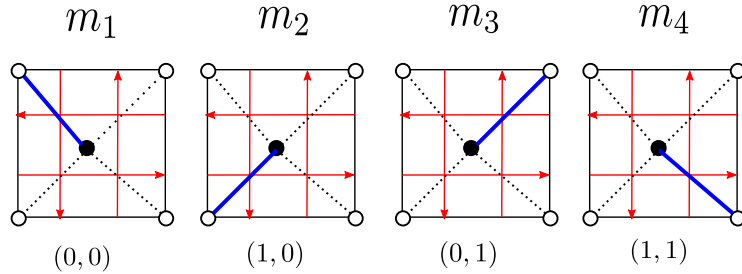


Figure 12: Perfect matchings of conifold geometry. Each lattice point of the toric diagram is a corner divisor and thus has a unique perfect matching. We denote the perfect matching as m_i for the corner divisor p_i , where $i = 1, 2, 3, 4$. We note $m_1 = \{\beta_1\}$, $m_2 = \{\alpha_2\}$, $m_3 = \{\alpha_1\}$, and $m_4 = \{\beta_2\}$.

- Every path from the origin $i_0 \rightarrow j$ is written as $v_{i_0 \rightarrow j} \omega^n$, where $v_{i_0 \rightarrow j}$ is the shortest path from i_0 to j and ω is the loop (see Figure 9). For this kind of path, place an atom at the n -th place under the first atom on the node j . This integer n is called the depth of the atom.
- If there is already an atom in the n -th place, do not place any atom anymore.

Actually, this crystal corresponds to one D6-brane with no D0, D2 charges. Crystals associated with nonzero D0, D2 charges are subcrystals called molten crystals. It is obtained from the melting rule in [61]. As was shown in [57, 62, 72], quiver Yangian and quiver quantum toroidal algebra act on this molten crystal.

Two-dimensional crystal [66] Let us now consider the D0-D2 states bound to a D4-brane wrapping a corner toric divisor \mathcal{D} of the Calabi-Yau. The flavor D4-brane adds a flavor node $*$ to the quiver, similar to the D6-brane. However, in this case, the D4-brane will also add arrows $I : * \rightarrow i$ and $J : j \rightarrow *$, where $i, j \in Q_0$ are regions adjacent to the

place of the D4-brane. These arrows give an additional term to the superpotential as

$$W_{\text{flavor}} = \text{Tr}(JX_F I), \quad (4.1.4)$$

where X_F is the bifundamental field connecting the two vertices i, j . The quiver will be modified as

$$Q_0 \rightarrow Q_0 \cup \{*\}, \quad Q_1 \rightarrow Q_1 \cup \{I : * \rightarrow i, J : j \rightarrow *\}, \quad Q_2 \rightarrow Q_2 \cup \{JX_F I\}. \quad (4.1.5)$$

See Figure 11 for an example of the conifold.

The total superpotential is $W = W_0 + W_{\text{flavor}}$ now, and the F-term relations are modified as

$$\begin{aligned} \frac{\partial W}{\partial I} = \frac{\partial W}{\partial J} = 0 &\Leftrightarrow JX_F = X_F I = 0, \\ \frac{\partial W}{\partial X_F} &\Leftrightarrow \frac{\partial W_0}{\partial X_F} + IJ = 0, \\ \frac{\partial W_0}{\partial X_a} &= 0, \quad X_a \neq X_F. \end{aligned} \quad (4.1.6)$$

It was shown in [66] that special constraints are imposed on the field configurations at the supersymmetric vacua. A subset of the arrows called “perfect matching” plays a role in these constraints. Perfect matching is a subset of the edges connecting black and white points of the graph, such that any black or white point is contained only once (see Figure 12 for an example of the conifold). One of the interesting properties of the perfect matching is that there is a surjective map from the perfect matchings to the lattice points of the toric diagram (we will not discuss this, so see [67, 73]). Generally, the corresponding perfect matching is not unique, but for corner divisors, they are unique [74, 75].

The F-terms constraints imposed on the moduli space are

$$J = 0, \quad X_a = 0 \quad (X_a \in m_{\mathcal{D}}), \quad (4.1.7)$$

where $m_{\mathcal{D}}$ is the unique perfect matching associated with the corner divisor \mathcal{D} [66, Sec.3]. These constraints imply that the moduli space of the D4-brane system \mathcal{M}_{D4} is a subspace of the moduli space \mathcal{M}_{D6} of the D6-brane system:

$$\mathcal{M}_{\text{D4}} \subset \mathcal{M}_{\text{D6}}. \quad (4.1.8)$$

Similar to the three-dimensional case, we can construct a two-dimensional crystal describing D0-D2-D4 bound states. As one can expect from the equation (4.1.8), the crystal is a **subcrystal** of the three-dimensional crystal. Actually, the crystal is obtained from the original crystal by eliminating all the arrows associated with the perfect matching $m_{\mathcal{D}}$. Moreover, the crystal lies in a two-dimensional plane at depth zero, and it is a surface of the three-dimensional crystal. We will call the quiver obtained by eliminating the arrows of $m_{\mathcal{D}}$ from the quiver of the D6-D2-D0 setup a **subquiver**. We will not write down anymore the arrow J because it is always zero in the supersymmetric vacua. We will also not write down the flavor node $*$ anymore when it is obvious in the next sections (recall that the flavor node just determines the color of the origin atom). The arrows of $m_{\mathcal{D}}$ will be drawn in dashed lines. The **subcrystal** and **subquiver** is obtained as follows:

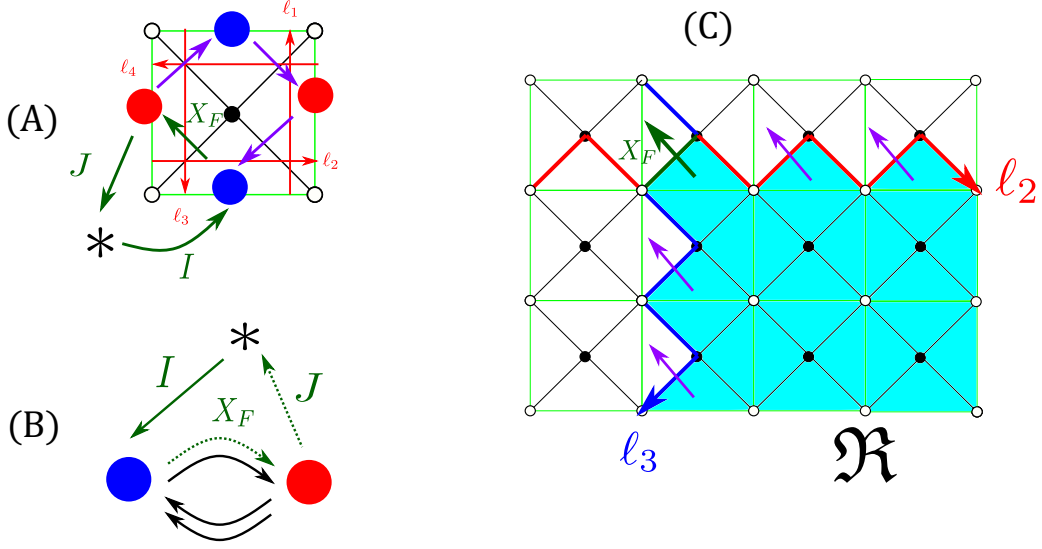


Figure 13: Two-dimensional crystal of the conifold with a D4-brane wrapping the divisor $\mathcal{D} = (1, 0)$. (A) Brane tiling of the setup. (B) Quiver of the setup. The dashed arrows J, X_F are zero in the supersymmetric vacua, and thus, the quiver is understood as a subquiver of the D6-D2-D0 case. (C) Region of the two-dimensional crystal in the universal covering. The light blue region \mathfrak{R} is surrounded by the external legs ℓ_2, ℓ_3 . The green and purple arrows are outgoing arrows.

- B1. Similar to the three-dimensional crystal, we can consider the universal covering \tilde{Q} of the quiver. The projection $\pi : \tilde{Q} \rightarrow Q$ defines the color of the atoms.
- B2. Choose one corner divisor and remove arrows from the quiver diagram associated with the perfect matching of that corner divisor. This condition comes from (4.1.7). After this process, we obtain the **subquiver**. For the conifold case with a D4-brane wrapping the divisor $\mathcal{D} = p_2 = (1, 0)$, the perfect matching is $m_{\mathcal{D}} = m_2 = \{\alpha_2\}$ (see Figure 12). The subquiver is Figure 13 (B). The dashed arrows are the arrows whose chiral fields are zero in the supersymmetric vacua. From the next section, we will not draw $*, I, J$ anymore but only the dashed arrows in $m_{\mathcal{D}}$.
- B3. The two-dimensional crystal is the region in the periodic quiver diagram, surrounded by two zig-zag paths of the external legs surrounding the corner divisor. The zig-zag path here is an oriented path in the periodic quiver diagram that turns maximally right at a black vertex and maximally left at a white vertex. There is a one-to-one correspondence between zig-zag paths and external legs of the toric web diagram [67]. For the conifold case, see Figure 13. The two external legs ℓ_2, ℓ_3 surrounding the divisor are drawn in red and blue in Figure 13 (C). They divide the universal covering \tilde{Q} into four regions, and the lower right region is denoted as \mathfrak{R} . This region determines the shape of the crystal.
- B4. Generally, the arrows of $m_{\mathcal{D}}$ are arrows going out of the region \mathfrak{R} . This means that

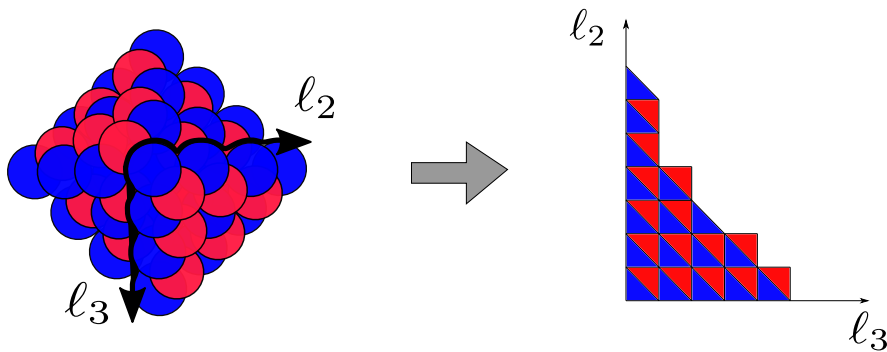


Figure 14: The lift up of the region \mathfrak{R} in the three-dimensional crystal. The right figure is a convenient way to draw the crystal shape in the plane.

the crystal obtained from the subquiver is restricted to the region \mathfrak{R} [66, 74, 75]. For the conifold case, the green arrow X_F and the purple arrows in Figure 13 (C) are the outgoing arrows, and they are eliminated. We also note that the two zig-zag paths surrounding the corner divisor share a unique edge, which is the green arrow in Figure 13 (C). We will see later that it defines the vacuum charge function of this two-dimensional crystal representation.

- B5. The crystal is a lift-up of this region to the periodic quiver to the three-dimensional crystal. From the three-dimensional crystal viewpoint, it corresponds to the “slope face” of the crystal (see Figure 14 for the conifold case).

Similar to the three-dimensional crystal case, molten crystals of this crystal are the crystals with nonzero D0-D2 charges. Later, we will show that a slightly generalized version of the quiver quantum toroidal algebra with the *same* bond factors acts on this crystal. This is because the moduli space \mathcal{M}_{D4} can be embedded in \mathcal{M}_{D6} as (4.1.8), and thus, we can use the same bond factors coming from the D6 setup.

One-dimensional crystal We would like to further reduce the crystal and construct a one-dimensional crystal. Unfortunately, we do not have any physical interpretations for this crystal, so we will just write down the procedure to obtain **subquivers** and **subcrystals**. Strictly speaking, the crystal constructed here is *not* a subcrystal of the two and three-dimensional crystal. It is rather a reduced and extended crystal of the two-dimensional crystal¹⁰. The procedure is as follows:

- C1. One-dimensional crystals are associated with the external legs of the toric web diagram. Choose one external leg surrounded by two divisors. Take the union set of the perfect matchings of these divisors and remove them from the quiver diagram. Then

¹⁰Since this crystal is not a subcrystal of the three-dimensional crystal in a strict sense, it is not obvious to expect that the bond factors are the same as the two, three-dimensional crystal case. However, we will see later that we can use the same bond factors to derive representations acting on this crystal.

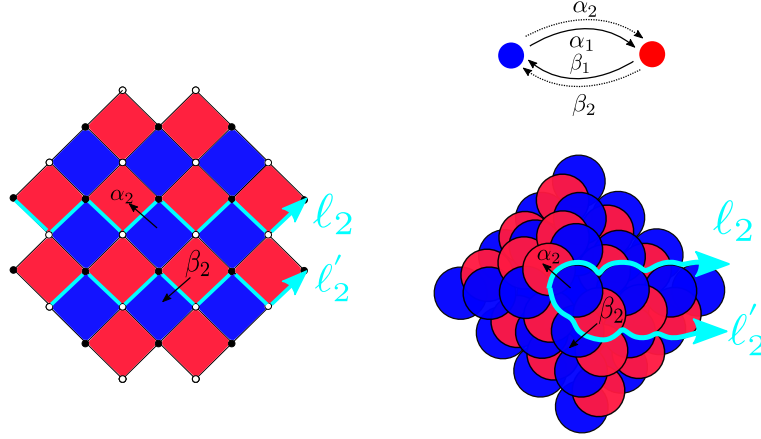


Figure 15: The region surrounded by the two external legs ℓ_2 and ℓ'_2 . The ℓ'_2 here is the same external leg as ℓ_2 in the toric diagram but different in the universal covering. The subquiver is obtained by removing $m_2 \cup m_4 = \{\alpha_2, \beta_2\}$ because the external leg ℓ_2 is surrounded by divisors p_2, p_4 . The uplift to the three-dimensional crystal is the right down figure.

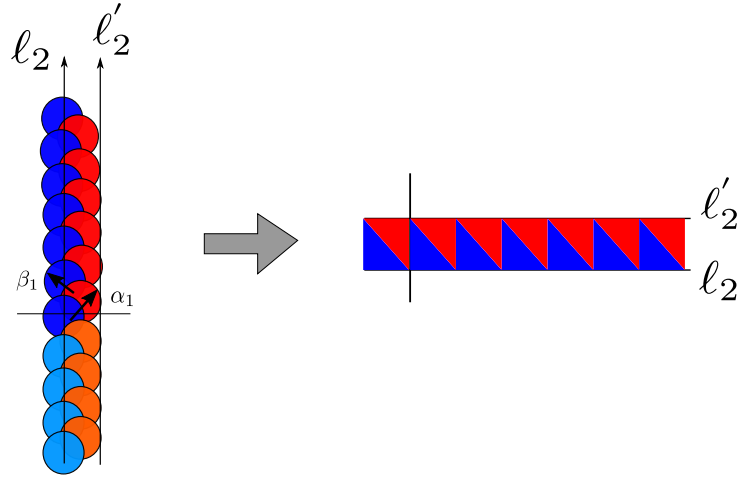


Figure 16: The one-dimensional crystal associated with ℓ_2 . The orange and light blue atoms are atoms originally not in the three-dimensional crystal but added to obtain the one-dimensional crystal. We can redraw this crystal as a sequence of boxes with blue and red triangles inside it.

we obtain the subquiver. Let us consider the one-dimensional crystal associated with the external leg ℓ_2 of the conifold. It is surrounded by two divisors p_2 and p_4 (see Figure 7). Removing $m_2 \cup m_4 = \{\alpha_2, \beta_2\}$, we obtain the subquiver in Figure 15.

- C2. The one-dimensional crystal is the region surrounded by two parallel zig-zag paths. They may be zig-zag paths associated with the same external leg or zig-zag paths associated with different external legs. For the conifold case, the region surrounded

by the two external legs ℓ_2, ℓ'_2 in Figure 15 is the crystal. The crystal shape can be also written as Figure 16.

4.2 Algebra for subcrystal

In this section, we consider what algebra acts on these subcrystals. It is natural to expect that the quiver quantum toroidal algebra in (2.0.7) with the condition $C = 1$ acts on this crystal, but it seems this is not true. The correct algebra is the shifted quiver quantum toroidal algebra $\check{\mathcal{U}}_Q^\mathbf{r}$ whose definition is:

$$\begin{aligned}
E_i(z) &= \sum_{k \in \mathbb{Z}} E_{i,k} z^{-k}, \quad F_i(z) = \sum_{k \in \mathbb{Z}} F_{i,k} z^{-k}, \quad K_i^\pm(z) = \sum_{r \geq 0} K_{i,\pm r}^\pm z^{\mp r}. \\
\mathbf{r} &= (r_i)_{i \in Q_0}, \quad r_i \in \mathbb{Z} \\
K_i^\pm(z) K_j^\pm(w) &= K_j^\pm(w) K_i^\pm(z), \\
K_i^-(z) K_j^+(w) &= K_j^+(w) K_i^-(z), \\
K_i^\pm(z) E_j(w) &= \varphi^{j \Rightarrow i}(z, w) E_j(w) K_i^\pm(z), \\
K_i^\pm(z) F_j(w) &= \varphi^{j \Rightarrow i}(z, w)^{-1} F_j(w) K_i^\pm(z), \\
[E_i(z), F_j(w)] &= \delta_{i,j} \delta\left(\frac{w}{z}\right) (z^{r_i} K_i^+(z) - K_i^-(w)), \\
E_i(z) E_j(w) &= (-1)^{|i||j|} \varphi^{j \Rightarrow i}(z, w) E_j(w) E_i(z), \\
F_i(z) F_j(w) &= (-1)^{|i||j|} \varphi^{j \Rightarrow i}(z, w)^{-1} F_j(w) F_i(z).
\end{aligned} \tag{4.2.1}$$

We loosen the defining relations and do not impose the condition $K_{i,0}^+ K_{i,0}^- = 1$. As one can see, the mode expansion of the generator $K_i^+(z)$ only changes. We will see later in various examples that this comes from the fact that the charge functions $\Psi_\Lambda^{(s)}(z)$ will not have the same number of poles and zeros. We can absorb the z^{r_i} part to $K_i^+(z)$ and redefine it as a new current.¹¹ After doing this, the defining relations do not change. As long as we derive representations in the current realization, we do not have to be so careful about this part. We also note that the quantum toroidal algebra in (2.0.7) is a shifted quantum toroidal algebra with the shift parameters $\mathbf{r} = \mathbf{0}$, and we will call it “unshifted quantum toroidal algebra”. We denote the unshifted quiver quantum toroidal algebra as $\check{\mathcal{U}}_Q^\mathbf{0} \equiv \check{\mathcal{U}}_Q$.

The definition for the shifted quantum toroidal \mathfrak{gl}_n is in [68]. See also the references therein. Some examples for the shifted Yangian case were discussed previously in [59, 76].

Explicit representations for the one-dimensional and two-dimensional crystal mentioned above will be derived in the next section. But before going to the next section, let us derive the charge function of the vacuum configuration of the two-dimensional crystal by considering the relation with the three-dimensional crystal representation (2.0.14). The vacuum configuration $|\emptyset\rangle$ is the crystal configuration with no atoms. The action of the generators are summarized in (2.0.14) and the basic strategy of this derivation was that

¹¹Later, we will redefine this new current as $\tilde{K}_i^+(z) = z^{r_i} K_i^+(z)$. The mode expansion will be $\tilde{K}_i^+(z) = \sum_{r \geq 0} \frac{K_{i,r}^+}{z^{r-r_i}}$ and the modes will be shifted. This is the reason it is called “shifted” quantum algebra.

the charge function contains poles where atoms are addable and removable. The action of $K_s(z)$ ¹² on the vacuum $|\emptyset\rangle$ is

$$K_s(z) |\emptyset\rangle = \psi_\emptyset^{(s)}(z, u) |\emptyset\rangle = (\psi_\emptyset(z, u))^{\delta_{s,a}} |\emptyset\rangle, \quad (4.2.2)$$

where

$$\psi_\emptyset(z, u) = \frac{K^{-1/2}z - K^{1/2}u}{z - u} = \frac{\phi(K^{-1}; z, u)}{\phi(1; z, u)}. \quad (4.2.3)$$

We note $\phi(p; z, u) = p^{1/2}z - p^{-1/2}u$ and that we set the atom at the origin to have color a . The denominator of this vacuum charge function says that we can add an atom with color a to the origin. Since the charge function of general crystal configurations is obtained by multiplying bond factors $\varphi^{s \Rightarrow j}(z, uq(\boxed{j}))$ to the vacuum charge, nothing will happen if K is generic. If K cancels a pole of this bond factor, then the crystal will stop its growth, and we obtain a truncation of the algebra. Thus, the numerator of the vacuum charge function gives information on where the crystal can stop its growth. Since the action of $E_s(z)$ and $F_s(z)$ are determined by the pole structure of $\Psi_\Lambda^{(s)}(z)$, the crystal will terminate its growth only at an atom of color a even if we set K to special parameters.

To generalize this situation and make the crystal terminate its growth at any color of an atom, we need to add numerators to the vacuum charge function such as

$$\psi_\emptyset^{(s)}(z, u) = \frac{\phi(q(\boxed{b})^{-1}; z, u)^{\delta_{s,b}}}{\phi(1; z, u)^{\delta_{s,a}}}. \quad (4.2.4)$$

For example, in this case, we can put an atom with color a to the origin, and the crystal will stop its growth at an atom at $q(\boxed{b})$ whose color is b . As one can see, the charge function does not have the same number of zeros and poles anymore. This is the reason why the algebra acting on subcrystals should be shifted quantum toroidal algebras. Although we considered only adding numerators, we can add denominators to the charge function, and this will give extra atoms from which the crystal can start its growth. We only consider the case when there is only one numerator and one denominator in the charge function in this paper.

Let us use the above method and guess the vacuum charge function of the two-dimensional crystal representation we mentioned above. The subquiver of this crystal is obtained by removing arrows of the perfect matching associated with the corner divisor we are focusing on. Since this unique arrow is included in the perfect matching and connected to the origin atom, the crystal should stop its growth at the atom connected by this unique arrow. Therefore, we get the following claim: Let q_m be the parameter associated with the unique arrow the zig-zag paths share. When the origin atom is color a , and the unique arrow connects this atom to another atom with color b , the vacuum charge function is

¹²The action of $K_s^\pm(z)$ must be understood as a formal expansion of $z^{\pm 1}$ but we will omit the \pm when it is obvious.

$$\begin{aligned}
z^{r_s} K_s^+(z) |\emptyset\rangle &= \left[\frac{\phi(q_{\mathbf{m}}^{-1}; z, u)^{\delta_{s,b}}}{\phi(1; z, u)^{\delta_{s,a}}} \right]_+ |\emptyset\rangle, \\
K_s^-(z) |\emptyset\rangle &= \left[\frac{\phi(q_{\mathbf{m}}^{-1}; z, u)^{\delta_{s,b}}}{\phi(1; z, u)^{\delta_{s,a}}} \right]_- |\emptyset\rangle.
\end{aligned} \tag{4.2.5}$$

We will see this is indeed true by taking tensor products of one-dimensional crystal representations in section 5.

The shift $\mathbf{r} = (r_i)_{i \in Q_0}$ of the algebra can be obtained as

$$r_i = (\# \text{ of zeros of } \psi_{\emptyset}^{(i)}(z, u)) - (\# \text{ of poles of } \psi_{\emptyset}^{(i)}(z, u)). \tag{4.2.6}$$

In the above case, the shift parameters are

$$r_a = -1, \quad r_b = 1, \quad r_c = 0 \quad (c \neq a, b). \tag{4.2.7}$$

when $a \neq b$ and

$$r_a = 0, \quad r_c = 0 \quad (c \neq a) \tag{4.2.8}$$

when $a = b$. This is to match the degrees of z of both hand sides of (4.2.5) (see Appendix B).

4.3 Coproduct structure

As discussed in [62], the unshifted quiver quantum toroidal algebra $\check{\mathcal{U}}_Q^0$ is a Hopf superalgebra and possesses a coproduct (2.0.11), a counit (2.0.12), and an antipode (2.0.13). In particular, the map $\Delta : \check{\mathcal{U}}_Q^0 \rightarrow \check{\mathcal{U}}_Q^0 \otimes \check{\mathcal{U}}_Q^0$ defines a coproduct structure. In the quantum toroidal \mathfrak{gl}_1 case, this was essential in deriving representations (see section 3). Similar to this situation, it is natural to expect that general subcrystals of the original three-dimensional crystal can be obtained by taking tensor products of representations of lower-dimensional crystals. Then, one would like to ask whether the shifted quiver quantum toroidal algebra has a similar property. We show that this is affirmative.

Let us look at the definition (4.2.1) carefully. As mentioned, by absorbing the z^{r_i} into $K_i^+(z)$ as $\tilde{K}_i^+(z) = z^{r_i} K_i^+(z)$ while keeping $K_i^-(z)$ unchanged as $\tilde{K}_i^-(z) = K_i^-(z)$, the definition of $\check{\mathcal{U}}_Q^r$ can be rewritten as:

$$\begin{aligned}
\tilde{K}_i^{\pm}(z) \tilde{K}_j^{\pm}(w) &= \tilde{K}_j^{\pm}(w) \tilde{K}_i^{\pm}(z), \\
\tilde{K}_i^-(z) \tilde{K}_j^+(w) &= \tilde{K}_j^+(w) \tilde{K}_i^-(z), \\
\tilde{K}_i^{\pm}(z) E_j(w) &= \varphi^{j \Rightarrow i}(z, w) E_j(w) \tilde{K}_i^{\pm}(z), \\
\tilde{K}_i^{\pm}(z) F_j(w) &= \varphi^{j \Rightarrow i}(z, w)^{-1} F_j(w) \tilde{K}_i^{\pm}(z), \\
[E_i(z), F_j(w)] &= \delta_{i,j} \delta\left(\frac{w}{z}\right) \left(\tilde{K}_i^+(z) - \tilde{K}_i^-(w) \right), \\
E_i(z) E_j(w) &= (-1)^{|i||j|} \varphi^{j \Rightarrow i}(z, w) E_j(w) E_i(z), \\
F_i(z) F_j(w) &= (-1)^{|i||j|} \varphi^{j \Rightarrow i}(z, w)^{-1} F_j(w) F_i(z).
\end{aligned} \tag{4.3.1}$$

We can generalize the normal coproduct of the unshifted quiver quantum toroidal algebra to a coproduct that gives tensor products of different shifted quantum toroidal algebras as the following.

$$\begin{aligned}
\Delta_{\mathbf{r},\mathbf{r}'} : \ddot{\mathcal{U}}_Q^s &\rightarrow \ddot{\mathcal{U}}_Q^{\mathbf{r}} \otimes \ddot{\mathcal{U}}_Q^{\mathbf{r}'}, \quad \mathbf{s} = \mathbf{r} + \mathbf{r}', \\
\Delta_{\mathbf{r},\mathbf{r}'} E_i(z) &= E_i(z) \otimes 1 + \tilde{K}_i^-(z) \otimes E_i(z), \\
\Delta_{\mathbf{r},\mathbf{r}'} F_i(z) &= F_i(z) \otimes \tilde{K}_i^+(z) + 1 \otimes F_i(z), \\
\Delta_{\mathbf{r},\mathbf{r}'} \tilde{K}_i^+(z) &= \tilde{K}_i^+(z) \otimes \tilde{K}_i^+(z), \\
\Delta_{\mathbf{r},\mathbf{r}'} \tilde{K}_i^-(z) &= \tilde{K}_i^-(z) \otimes \tilde{K}_i^-(z).
\end{aligned} \tag{4.3.2}$$

We abuse the terminology and still call this map a coproduct. This map implies that by using tensor products of representations of shifted quantum toroidal algebras with shift parameters \mathbf{r} and \mathbf{r}' , we can obtain representations of shifted quantum toroidal algebra with shift parameter $\mathbf{s} = \mathbf{r} + \mathbf{r}'$. We check the well-definedness of (4.3.2) in Appendix D.

We note that during the calculation, we use the following property of tensor products of superalgebras:

$$(x \otimes y)(z \otimes w) = (-1)^{|y||z|} xz \otimes yw. \tag{4.3.3}$$

We also have the following property:

$$(1 \otimes \Delta_{\mathbf{r}_2,\mathbf{r}_3}) \circ \Delta_{\mathbf{r}_1,\mathbf{r}_2+\mathbf{r}_3} = (\Delta_{\mathbf{r}_1,\mathbf{r}_2} \otimes 1) \circ \Delta_{\mathbf{r}_1+\mathbf{r}_2,\mathbf{r}_3}. \tag{4.3.4}$$

Using this, we can define

$$\Delta_{\mathbf{r}_1,\mathbf{r}_2,\mathbf{r}_3}^{(2)} \equiv (1 \otimes \Delta_{\mathbf{r}_2,\mathbf{r}_3}) \circ \Delta_{\mathbf{r}_1,\mathbf{r}_2+\mathbf{r}_3} = (\Delta_{\mathbf{r}_1,\mathbf{r}_2} \otimes 1) \circ \Delta_{\mathbf{r}_1+\mathbf{r}_2,\mathbf{r}_3}. \tag{4.3.5}$$

Using (4.3.4), we can multiply the generalized coproduct $N - 1$ times and obtain:

$$\begin{aligned}
\Delta_{\mathbf{r}_1,\mathbf{r}_2,\dots,\mathbf{r}_N}^{(N-1)} : \ddot{\mathcal{U}}_Q^{\mathbf{r}} &\rightarrow \ddot{\mathcal{U}}_Q^{\mathbf{r}_1} \otimes \ddot{\mathcal{U}}_Q^{\mathbf{r}_2} \otimes \cdots \otimes \ddot{\mathcal{U}}_Q^{\mathbf{r}_N}, \quad \mathbf{r} = \sum_{i=1}^N \mathbf{r}_i, \\
\Delta_{\mathbf{r}_1,\mathbf{r}_2,\dots,\mathbf{r}_N}^{(N-1)} (\tilde{K}_s^\pm(z)) &= \underbrace{\tilde{K}_s^\pm(z) \otimes \cdots \otimes \tilde{K}_s^\pm(z)}_N, \\
\Delta_{\mathbf{r}_1,\mathbf{r}_2,\dots,\mathbf{r}_N}^{(N-1)} (E_s(z)) &= \sum_{i=1}^N \underbrace{\tilde{K}_s^-(z) \otimes \cdots \otimes \tilde{K}_s^-(z)}_{i-1} \otimes E_s(z) \otimes \underbrace{1 \otimes \cdots \otimes 1}_{N-i}, \\
\Delta_{\mathbf{r}_1,\mathbf{r}_2,\dots,\mathbf{r}_N}^{(N-1)} (F_s(z)) &= \sum_{i=1}^N \underbrace{1 \otimes \cdots \otimes 1}_{i-1} \otimes F_s(z) \otimes \underbrace{\tilde{K}_s^+(z) \otimes \cdots \otimes \tilde{K}_s^+(z)}_{N-i},
\end{aligned} \tag{4.3.6}$$

where $\Delta_{\mathbf{r}_1,\mathbf{r}_2,\dots,\mathbf{r}_{j+1}}^{(j)} = (1 \otimes \Delta_{\mathbf{r}_j,\mathbf{r}_{j+1}}) \circ \Delta_{\mathbf{r}_1,\mathbf{r}_2,\dots,\mathbf{r}_j+\mathbf{r}_{j+1}}^{(j-1)}$ for any j .

We note that the formulas for the original coproduct is obtained by setting

$$\mathbf{r}_i = 0, \quad (i = 1, \dots, N), \tag{4.3.7}$$

which gives $\mathbf{r} = 0$. We will see in the next section that even though we set (4.3.7), after taking the limit $N \rightarrow \infty$, there is a possibility that the representation gains nontrivial shifts. This is similar to the situation of the vector representation of quantum toroidal \mathfrak{gl}_1 . Namely, after taking infinite tensor products of the vector representations with trivial central charges, the resulting representation gains a nontrivial central charge and becomes a Fock representation.

We can also define the generalized antipode and counit structure similarly. However, in this case, the antipode maps a representation of a shifted quantum toroidal algebra to a representation of a *different* shifted quantum toroidal algebra. The shift parameter changes from \mathbf{r} to $-\mathbf{r}$.

The generalized antipode map is defined as

$$\begin{aligned} S : \ddot{U}_Q^{\mathbf{r}} &\rightarrow \ddot{U}_Q^{\mathbf{r}'}, \quad \mathbf{r}' = -\mathbf{r}, \\ S(E_i(z)) &= -(\tilde{K}_i^-(z))^{-1} E_i(z), \\ S(F_i(z)) &= -F_i(z) (\tilde{K}_i^+(z))^{-1}, \\ S(\tilde{K}_i^\pm(z)) &= (\tilde{K}_i^\pm(z))^{-1}. \end{aligned} \tag{4.3.8}$$

The $\tilde{K}_i^+(z)$ of the left hand side of the last equation of (4.3.8) should be understood as $\tilde{K}_i^+(z) = z^{r_i} K_i^+(z)$, while the right hand side is understood as $\tilde{K}_i^+(z) = z^{r'_i} K_i^+(z)$. Comparing both hand sides, we obtain $\mathbf{r}' = -\mathbf{r}$. Using this map, we can obtain representations of different shifted quantum toroidal algebra. We note that the original antipode is obtained by specializing the shift parameters to $\mathbf{r}' = \mathbf{r} = 0$.

The counit map does not change and is defined as:

$$\begin{aligned} \epsilon : \ddot{U}_Q^{\mathbf{r}} &\rightarrow \mathbb{C}, \\ \epsilon(E_i(z)) &= \epsilon(F_i(z)) = 0, \\ \epsilon(\tilde{K}_i^\pm(z)) &= 1. \end{aligned} \tag{4.3.9}$$

Comments on superalgebra When we consider the above coproduct action on vectors, we have to be aware of the parity assignments. We have to assign parities to the vectors of the vector space. The action of the tensor product of the generators should obey the following:

$$\begin{aligned} (x \otimes y)(v \otimes w), \quad x, y \in \mathcal{E}, \quad v \in V, \quad w \in W, \\ = (-1)^{|y||v|} xv \otimes yw, \end{aligned} \tag{4.3.10}$$

where \mathcal{E} is the algebra and V, W are some modules. Thus for example,

$$\begin{aligned} (\underbrace{1 \otimes \cdots \otimes 1}_{i-1} \otimes E_s(z) \otimes \underbrace{1 \otimes \cdots \otimes 1}_{N-i}) (v_1 \otimes \cdots \otimes v_{i-1} \otimes v_i \otimes v_{i+1} \otimes \cdots \otimes v_N) \\ = (-1)^{|s|(\sum_{j=1}^{i-1} |v_j|)} v_1 \otimes \cdots \otimes v_{i-1} \otimes E_s(z) v_i \otimes v_{i+1} \otimes \cdots \otimes v_N, \end{aligned} \tag{4.3.11}$$

where $|v_i|$ are the parities of the vectors v_i . We also note that these parities are not determined uniquely. For example, when

$$E_i(z) v_1 = v'_1 \tag{4.3.12}$$

is satisfied, the parities should obey

$$|v'_1| - |v_1| = |i|. \quad (4.3.13)$$

This comes from the comparison of the parities of both hand sides.

4.4 Example of conifold and quantum toroidal $\mathfrak{gl}_{1|1}$

Representations of quantum toroidal $\mathfrak{gl}_{m|n}$ ($m \neq n$) have been studied in [13–15]. Representations were not studied for the $m = n$ case. In this section, we study when $m = n = 1$. We derive the one and two-dimensional crystal representations for the conifold in detail. Other examples are in the next section.

4.4.1 Definition of algebra

We derive the defining algebras of quantum toroidal $\mathfrak{gl}_{1|1}$ which is the quantum toroidal algebra associated with the conifold geometry. The toric diagram, periodic quiver diagram, and quiver diagram of it are written in Figure 7. The quiver diagram has two vertices, and we color them blue and red. There are two arrows from one of the vertices to the other one. Vertex 1 is blue, and vertex 2 is red. Since there are no loops for both vertices, they are fermionic:

$$|1| = |2| = 1. \quad (4.4.1)$$

By assigning 4 parameters $\alpha_1, \alpha_2, \beta_1, \beta_2$ to the arrows between the vertices and using the loop constraint and vertex constraint, we obtain two independent parameters

$$\alpha_1 = q_1, \quad \alpha_2 = q_1^{-1}, \quad \beta_1 = q_2, \quad \beta_2 = q_2^{-1}. \quad (4.4.2)$$

Using these, the bond factors can be read of from (2.0.8):

$$\begin{aligned} \varphi^{1 \Rightarrow 1}(z, w) &= \varphi^{2 \Rightarrow 2}(z, w) = 1, \\ \varphi^{1 \Rightarrow 2}(z, w) &= \frac{(q_2^{1/2}z - q_2^{-1/2}w)(q_2^{-1/2}z - q_2^{1/2}w)}{(q_1^{-1/2}z - q_1^{1/2}w)(q_1^{1/2}z - q_1^{-1/2}w)} = \frac{\phi(q_2; z, w)\phi(q_2^{-1}; z, w)}{\phi(q_1; z, w)\phi(q_1^{-1}; z, w)}, \\ \varphi^{2 \Rightarrow 1}(z, w) &= \frac{(q_1^{1/2}z - q_1^{-1/2}w)(q_1^{-1/2}z - q_1^{1/2}w)}{(q_2^{1/2}z - q_2^{-1/2}w)(q_2^{-1/2}z - q_2^{1/2}w)} = \frac{\phi(q_1; z, w)\phi(q_1^{-1}; z, w)}{\phi(q_2; z, w)\phi(q_2^{-1}; z, w)}. \end{aligned} \quad (4.4.3)$$

4.4.2 One-dimensional crystal representation

In this section we construct the one-dimensional crystal representation of Figure 16 and 17.

To construct the representation, we assign coordinates to the triangles. We assign coordinates $q_1^j q_2^j$ to the blue triangles, and $q_1^{j+1} q_2^j$ to the red triangles, where $j \in \mathbb{Z}$ is the number of blue triangles on the right of the border counted as $0, 1, \dots$ and continuously extended to the left of the border. This is illustrated in Figure 18(a).

The bases of this representation are $[u]_{j,j}^{(1)}$ and $[u]_{j,j-1}^{(1)}$ where $j \in \mathbb{Z}$. The vectors can be illustrated as Figure 18(b). We denote the vector space spanned by these bases $V^{(\ell_2)}(u)$.

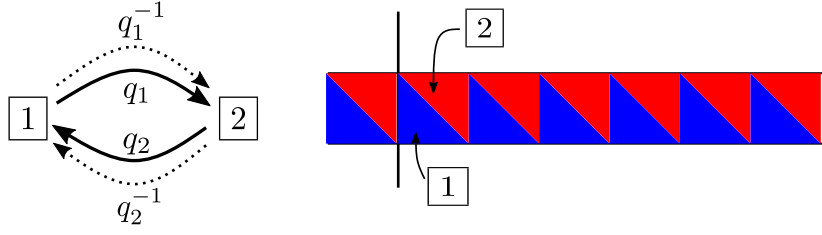
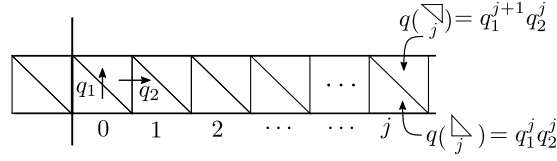
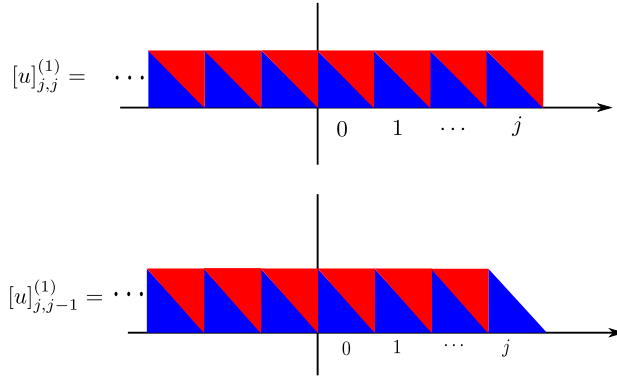


Figure 17: Subquiver and shape of one-dimensional crystal associated with external leg ℓ_2 . The external leg is surrounded by two divisors p_2 and p_4 so the union set of the perfect matching is $m_2 \cup m_4 = \{\alpha_2, \beta_2\}$. We note $\alpha_2 = q_1^{-1}$ and $\beta_2 = q_2^{-1}$.



(a) Coordinates of triangles of $\mathfrak{gl}_{1|1}$.



(b) Two types of vectors in $V^{(\ell_2)}(u)$.

Figure 18: Coordinates and basis of the one-dimensional crystal representation. (a) The triangle with the oblique side up is the blue triangle and the triangle with the oblique side down is the red triangle. The blue triangle has coordinate $q_1^j q_2^j$, while the red triangle has coordinate $q_1^{j+1} q_2^j$. (b) $[u]_{j,j}^{(1)}$ has $j+1$ blue triangles and $j+1$ red triangles right to the border, while $[u]_{j,j-1}^{(1)}$ has $j+1$ blue and j red triangles.

Vector $[u]_{j,j}^{(1)}$ represents a row of triangles with $j+1$ blue triangles and $j+1$ red triangles, while vector $[u]_{j,j-1}^{(1)}$ represents a row of triangles with $j+1$ blue and j red triangles. The upper index (1) is the origin vertex number, and u is the spectral parameter. The melting rule of [64–66] claims that to add a blue triangle to the partition, we need to have a red triangle at the left of it, and to add a red triangle, we need to have a blue triangle at the left

of it. From this observation, the above vectors are the only possible ones. The removing rules are also the same: to remove a blue triangle, we can not have a red triangle to its right, and to remove a red triangle, we can not have a blue triangle to its right. Thus, we can say $E_1(z)$ ($E_2(z)$) adds a blue (red) triangle to the partition, $F_1(z)$ ($F_2(z)$) removes a blue(red) triangle from the partition and $K_i^\pm(z)$ acts diagonally. In the above convention, $E_1(z)$ ($F_1(z)$) increases (decreases) the first subscript of $[u]_{i,j}^{(1)}$ and $E_2(z)$ ($F_2(z)$) acts on the second subscript:

$$\begin{aligned} E_1(z) \begin{cases} [u]_{k,k}^{(1)} \\ [u]_{k,k-1}^{(1)} \end{cases} &= \begin{cases} \mathcal{E}_1 \left([u]_{k,k}^{(1)} \right) \delta \left(\frac{z}{u(q_1 q_2)^{k+1}} \right) [u]_{k+1,k}^{(1)}, \\ 0, \end{cases} \\ E_2(z) \begin{cases} [u]_{k,k}^{(1)} \\ [u]_{k,k-1}^{(1)} \end{cases} &= \begin{cases} 0, \\ \mathcal{E}_2 \left([u]_{k,k-1}^{(1)} \right) \delta \left(\frac{z}{u q_1 (q_1 q_2)^k} \right) [u]_{k,k}^{(1)}, \end{cases} \end{aligned} \quad (4.4.4)$$

$$\begin{aligned} F_1(z) \begin{cases} [u]_{k,k}^{(1)} \\ [u]_{k,k-1}^{(1)} \end{cases} &= \begin{cases} 0, \\ \mathcal{F}_1 \left([u]_{k,k-1}^{(1)} \right) \delta \left(\frac{z}{u(q_1 q_2)^k} \right) [u]_{k-1,k-1}^{(1)}, \end{cases} \\ F_2(z) \begin{cases} [u]_{k,k}^{(1)} \\ [u]_{k,k-1}^{(1)} \end{cases} &= \begin{cases} \mathcal{F}_2 \left([u]_{k,k-1}^{(1)} \right) \delta \left(\frac{z}{u q_1 (q_1 q_2)^k} \right) [u]_{k,k-1}^{(1)}, \\ 0, \end{cases} \\ K_i^\pm(z) \begin{cases} [u]_{k,k}^{(1)} \\ [u]_{k,k-1}^{(1)} \end{cases} &= \begin{cases} \left[\Psi_{[u]_{k,k}^{(1)}}^{(i)}(z) \right]_{\pm} [u]_{k,k}^{(1)}, \\ \left[\Psi_{[u]_{k,k-1}^{(1)}}^{(i)}(z) \right]_{\pm} [u]_{k,k-1}^{(1)}. \end{cases} \end{aligned} \quad (4.4.5)$$

From the KE relations of (4.3.1) we obtain the following recursion formulas:

$$\frac{\Psi_{[u]_{k+1,k}^{(1)}}^{(i)}(z)}{\Psi_{[u]_{k,k}^{(1)}}^{(i)}(z)} = \varphi^{1 \Rightarrow i}(z, u q_1^{k+1} q_2^{k+1}), \quad \frac{\Psi_{[u]_{k,k}^{(1)}}^{(i)}(z)}{\Psi_{[u]_{k,k-1}^{(1)}}^{(i)}(z)} = \varphi^{2 \Rightarrow i}(z, u q_1^{k+1} q_2^k). \quad (4.4.6)$$

By direct calculation, we obtain

$$\begin{aligned} \Psi_{[u]_{k,k-1}^{(1)}}^{(1)}(z) &= \frac{\phi(q_1^{-k-1} q_2^{-k+1}; z, u)}{\phi(q_1^{-k} q_2^{-k}; z, u)}, & \Psi_{[u]_{k,k}^{(1)}}^{(1)}(z) &= \frac{\phi(q_1^{-2-k} q_2^{-k}; z, u)}{\phi(q_1^{-k-1} q_2^{-k-1}; z, u)}, \\ \Psi_{[u]_{k,k-1}^{(1)}}^{(2)}(z) &= \frac{\phi(q_1^{-k} q_2^{-1-k}; z, u)}{\phi(q_1^{-1-k} q_2^{-k}; z, u)}, & \Psi_{[u]_{k,k}^{(1)}}^{(2)}(z) &= \frac{\phi(q_1^{-k} q_2^{-1-k}; z, u)}{\phi(q_1^{-1-k} q_2^{-k}; z, u)}, \end{aligned} \quad (4.4.7)$$

where we used an analogue of (3.2.3). We leave the coefficient factors undetermined because we do not use them. As one can see, since the charge functions have the same numbers of poles and zeros, this is a representation of the unshifted quiver quantum toroidal algebra. The shift parameters are

$$r_1 = 0, \quad r_2 = 0. \quad (4.4.8)$$

Parity assignments From the above equations, we obtain the following parity condition

$$\begin{aligned} |[u]_{k+1,k}^{(1)}| &= |[u]_{k,k}^{(1)}| + |1|, \\ |[u]_{k,k}^{(1)}| &= |[u]_{k,k-1}^{(1)}| + |2|. \end{aligned} \tag{4.4.9}$$

Since $|1| = |2| = 1$, these give

$$|[u]_{k+1,k+1}| = |[u]_{k,k}|, \quad |[u]_{k+1,k}| = |[u]_{k,k-1}|. \tag{4.4.10}$$

4.4.3 Two-dimensional crystal representation

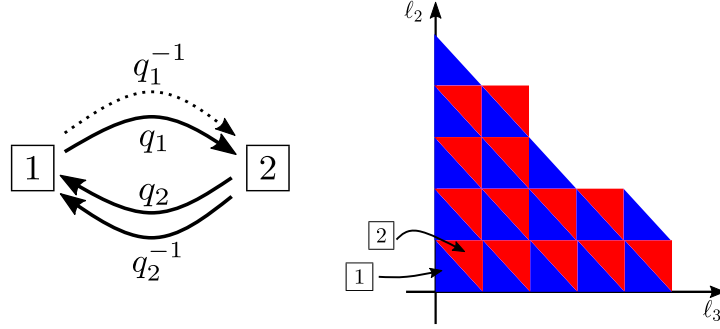


Figure 19: Subquiver and shape of the two-dimensional crystal associated with divisor $p_2 = (1,0)$. It is obtained by removing arrows of the corresponding perfect matching $m_2 = \{\alpha_2\}$ from the original quiver diagram. We note $\alpha_2 = q_1^{-1}$. The labels ℓ_2 and ℓ_3 come from the fact that the divisor is surrounded by two external legs ℓ_2 and ℓ_3 of the toric diagram.

In this section we derive the two-dimensional crystal representation in Figure 14 and 17 and by taking tensor products of $V^{(\ell_2)}(u)$.

We set the parity assignments as

$$|[u]_{k,k}| = 0, \quad |[u]_{k+1,k}| = 1. \tag{4.4.11}$$

We can similarly assign coordinates to the triangles in the two-dimensional plane as illustrated in Figure 20. The triangle whose oblique side is looking up with horizontal parameter i and vertical parameter j has coordinate $q_1^{i+j} q_2^{i-j}$, while the triangle whose oblique side is looking down has coordinate $q_1^{i+j+1} q_2^{i-j}$.

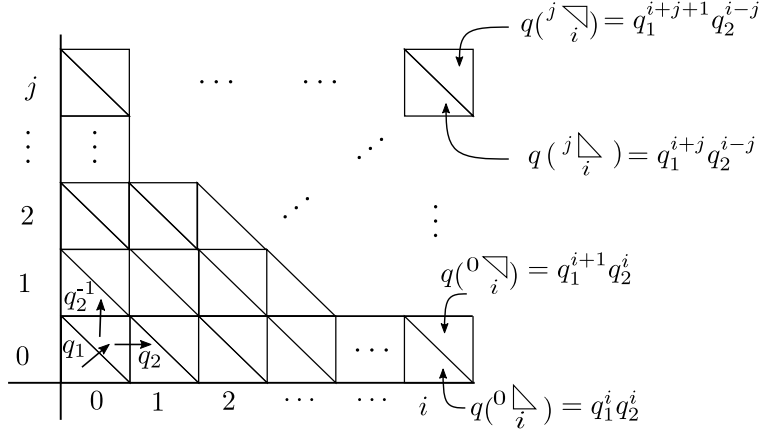


Figure 20: Coordinates of two-dimensional crystal. Each triangle is inside a box which has horizontal and vertical coordinates (i, j) . The blue triangle with horizontal parameter i and vertical parameter j has coordinate $q_1^{i+j} q_2^{i-j}$, while the red triangle has $q_1^{i+j+1} q_2^{i-j}$.

Let us consider actions of generators on tensor product $V^{(\ell_2)}(u) \otimes V^{(\ell_2)}(v)$. This vector space consists of four types of vectors:

$$\begin{aligned} & [u]_{i,i}^{(1)} \otimes [v]_{j,j}^{(1)}, \quad [u]_{i,i}^{(1)} \otimes [v]_{j,j-1}^{(1)}, \\ & [u]_{i,i-1}^{(1)} \otimes [v]_{j,j}^{(1)}, \quad [u]_{i,i-1}^{(1)} \otimes [v]_{j,j-1}^{(1)}. \end{aligned} \quad (4.4.12)$$

We consider the action of $E_s(z)$ on each of this vectors and see when the action is ill-defined and when the action makes a subspace. Let us consider the action of $E_s(z)$ on these vectors using

$$\Delta(E_s(z)) = E_s(z) \otimes 1 + K_s^-(z) \otimes E_s(z). \quad (4.4.13)$$

Note that the nontrivial part comes from the second term of (4.4.13). The first term actions are: $E_1(z) \otimes 1$ acts as zero when the first tensor component is $[u]_{i,i-1}^{(1)}$, $E_2(z) \otimes 1$ acts as zero when the first tensor component is $[u]_{i,i}^{(1)}$, otherwise the terms will not be zero due to (4.4.4).

We set $v = uq_1q_2^{-1}$. The reason of this choice can be seen from Figure 20. The action of the second term of $\Delta(E_s(z))$ can be summarized as follows:

1. $[u]_{i,i}^{(1)} \otimes [v]_{j,j}^{(1)}$
The action of $K_1^-(z) \otimes E_1(z)$ on $[u]_{i,i}^{(1)} \otimes [v]_{j+1,j}^{(1)}$ becomes zero only when $i = j$. On the other hand, $K_2^-(z) \otimes E_2(z)$ acts as zero always because of (4.4.4). Thus, vectors with the condition $i \geq j$ span a submodule. See Figure 21.
2. $[u]_{i,i}^{(1)} \otimes [v]_{j,j-1}^{(1)}$
 $K_1^-(z) \otimes E_1(z)$ always acts as zero, while the action of $K_2^-(z) \otimes E_2(z)$ will not be zero and it will always extend the second tensor component. See Figure 21.

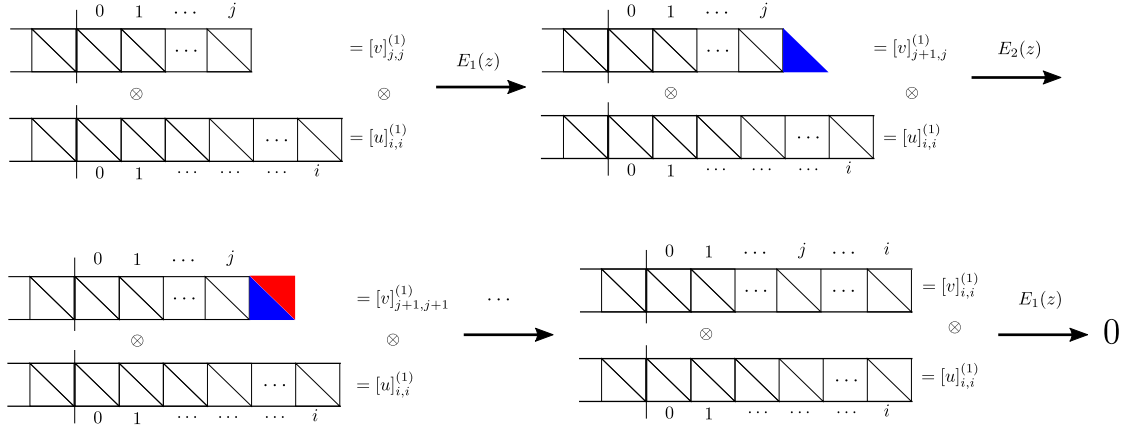


Figure 21: Sequence of actions of $E_1(z)$ and $E_2(z)$ on the second tensor components of $[u]_{i,i}^{(1)} \otimes [v]_{j,j}^{(1)}$ and $[u]_{i,i}^{(1)} \otimes [v]_{j,j-1}^{(1)}$.

3. $[u]_{i,i-1}^{(1)} \otimes [v]_{j,j}^{(1)}$

The action of $K_1^-(z) \otimes E_1(z)$ is well defined and becomes zero only when $i - j = 1$. On the other hand, $K_2^-(z) \otimes E_2(z)$ always acts as zero on this vector. Thus, vectors with the condition $i > j$ span a sub-module. See Figure 22.

4. $[u]_{i,i-1}^{(1)} \otimes [v]_{j,j-1}^{(1)}$

$K_1^-(z) \otimes E_1(z)$ always acts as zero, while $K_2^-(z) \otimes E_2(z)$ always gives a nonzero contribution and extends the second tensor component. See Figure 22.

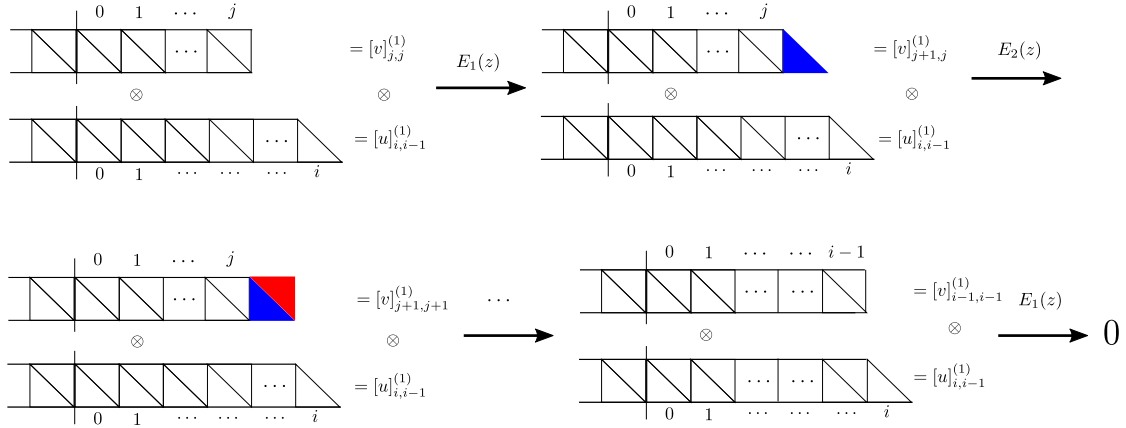
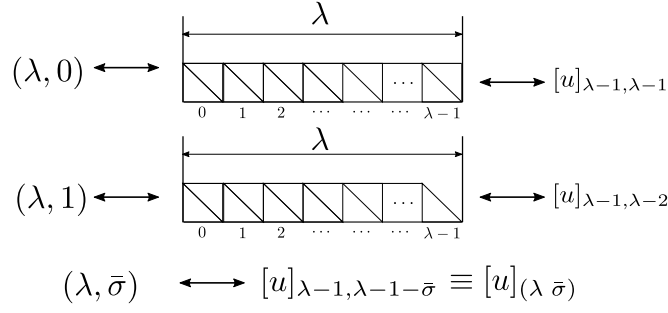


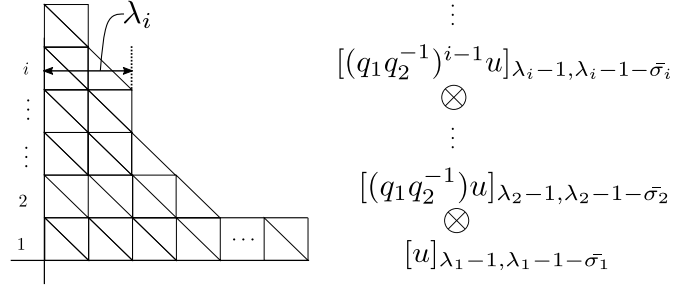
Figure 22: Sequence of actions of $E_1(z)$ and $E_2(z)$ on the second tensor components of $[u]_{i,i-1}^{(1)} \otimes [v]_{j,j}^{(1)}$ and $[u]_{i,i-1}^{(1)} \otimes [v]_{j,j-1}^{(1)}$.

Figure 21 and Figure 22 indeed reproduce the melting rule proposed in [64–66].

We consider next the action of the generators on arbitrary numbers of tensor products. The representation we are considering here is $V^{(\ell_2)}(u) \otimes V^{(\ell_2)}((q_1 q_2^{-1})u) \otimes \cdots \otimes V^{(\ell_2)}((q_1 q_2^{-1})^{r-1}u)$. From now we omit the superscript (1). For each row we assign two numbers, $\lambda_i \in \mathbb{Z}_{\geq 0}$ and $\bar{\sigma}_i \in \mathbb{Z}_2 = \{0, 1\}$. λ_i is the length as in Figure 23(a), and $\bar{\sigma}_i$ is the



(a) Generalization of Young diagram and correspondence with vectors.



(b) An example of the vectors in $\otimes V^{(\ell_2)}(u)$.

Figure 23: Generalization of Young diagram and tensor products. (a) $[u]_{(\lambda, 0)}$ has λ blue and λ red triangles, while $[u]_{(\lambda, 1)}$ has λ blue and $\lambda - 1$ red triangles in the right of the border. (b) Triangle partition model [64] can be obtained by taking tensor products of $[(q_1 q_2^{-1})^{i-1} u]_{(\lambda_i, \bar{\sigma}_i)}$.

signature of this row which determines the shape of the row. We denote the sequence of these numbers as

$$(\lambda, \bar{\sigma}) = ((\lambda_1, \bar{\sigma}_1), (\lambda_2, \bar{\sigma}_2), \dots, (\lambda_r, \bar{\sigma}_r)). \quad (4.4.14)$$

The correspondence of the generalized partitions and vectors is illustrated in Figure 23(a). We denote $(\lambda, 0)$ as a row of triangles with length λ . There are λ blue and red triangles. We denote $(\lambda, 1)$ as a row with length λ , defined as the length of the bottom side of the row. There are λ blue and $\lambda - 1$ red triangles.

The configuration in Figure 23(b) can be defined as

$$\begin{aligned} |\lambda, \bar{\sigma}\rangle &\equiv \prod_{i=1}^r \otimes [(q_1 q_2^{-1})^{i-1} u]_{\lambda_i-1, \lambda_i-1-\bar{\sigma}_i} = \prod_{i=1}^r \otimes [(q_1 q_2^{-1})^{i-1} u]_{(\lambda_i, \bar{\sigma}_i)} \\ &\in V^{(1)}(u) \otimes V^{(1)}((q_1 q_2^{-1})u) \otimes \dots \otimes V^{(1)}((q_1 q_2^{-1})^{r-1}u). \end{aligned} \quad (4.4.15)$$

The melting rule is, for $i < j$

$$\begin{aligned} (\lambda_i, 0) &\geq (\lambda_j, 0), \quad (\lambda_i, 0) \geq (\lambda_j, 1), \\ (\lambda_i, 1) &> (\lambda_j, 0), \quad (\lambda_i, 1) > (\lambda_j, 1), \end{aligned} \quad (4.4.16)$$

where $(\lambda_i, \bar{\sigma}_i) > (\lambda_j, \bar{\sigma}_j)$ means $\lambda_i > \lambda_j$ and $(\lambda_i, \bar{\sigma}_i) \geq (\lambda_j, \bar{\sigma}_j)$ means $\lambda_i \geq \lambda_j$.

From now on, we write $E_2(z) \equiv E_0(z)$ and when we write \bar{s} , we are thinking it as an element in $\mathbb{Z}_2 = \{0, 1\}$. Using this convention, (4.4.4), (4.4.5) and (4.4.7) can be rewritten as the following:

$$\begin{aligned}
E_s(z)[u]_{k,k-\bar{\sigma}} &= \mathcal{E}_s([u]_{k,k-\bar{\sigma}}) \delta \left(\frac{z}{uq_1^{k+1}q_2^{k+(\sigma+1)}} \right) \bar{\delta}_{s+\sigma,1}[u]_{k+\bar{s},k-(\sigma+1)}, \\
F_s(z)[u]_{k,k-\bar{\sigma}} &= \mathcal{F}_s([u]_{k,k-\bar{\sigma}}) \delta \left(\frac{z}{uq_1^{k+1-\bar{s}}q_2^k} \right) \bar{\delta}_{s+\sigma,0}[u]_{k-\bar{s},k-(\sigma+1)}, \\
\Psi_{[u]_{k,k-\bar{\sigma}}}^{(1)}(z) &= \frac{\phi(q_1^{-1-k-(\sigma+1)}q_2^{-k+(\sigma+1)}; z, u)}{\phi(q_1^{-k-(\sigma+1)}q_2^{-k-(\sigma+1)}; z, u)}, \\
\Psi_{[u]_{k,k-\bar{\sigma}}}^{(2)}(z) &= \frac{\phi(q_1^{-k}q_2^{-1-k}; z, u)}{\phi(q_1^{-1-k}q_2^{-k}; z, u)}, \\
|[u]_{k,k-\bar{\sigma}}| &= \bar{\sigma}
\end{aligned} \tag{4.4.17}$$

We note

$$\bar{\delta}_{i,j} \equiv \begin{cases} 1, & i \equiv j \pmod{2} \\ 0, & i \not\equiv j \pmod{2}. \end{cases} \tag{4.4.18}$$

Let us consider the action of the generators $E_s(z)$, $F_s(z)$ and $K_s(z)$ on the vector

$$|\lambda, \bar{\sigma}\rangle = \otimes_{i=1}^N [(q_1q_2^{-1})^{i-1}u]_{\lambda_i-1, \lambda_i-1-\bar{\sigma}_i}, \tag{4.4.19}$$

where $\lambda = (\lambda_1, \lambda_2, \dots, \lambda_N) \in \mathbb{Z}^N$ and $\bar{\sigma} = (\bar{\sigma}_1, \bar{\sigma}_2, \dots, \bar{\sigma}_N) \in \mathbb{Z}_2^N$. $(\lambda, \bar{\sigma}) \in \mathbb{Z}^N \times \mathbb{Z}_2^N$ can be naturally embedded in $(\lambda, \bar{\sigma}) \in \mathbb{Z}^{N+1} \times \mathbb{Z}_2^{N+1}$ by setting $\lambda_{N+1} = 0$ and $\bar{\sigma}_{N+1} = 0$.

For the action of $E_s(z)$, we can naively take the limit $N \rightarrow \infty$ similar to the quantum toroidal \mathfrak{gl}_1 case. The result is

$$\begin{aligned}
E_s(z)|\lambda, \bar{\sigma}\rangle &= \sum_{k=1}^{\ell(\lambda)+1} (-1)^{|s|(\sum_{l=1}^{k-1} \bar{\sigma}_l)} \prod_{i=1}^{k-1} \left[\Psi_{[u(q_1q_2^{-1})^{i-1}]_{\lambda_i-1, \lambda_i-1-\bar{\sigma}_i}}^{(s)}(z) \right]_- \\
&\times \mathcal{E}_s([(q_1q_2^{-1})^{i-1}u]_{\lambda_i-1, \lambda_i-1-\bar{\sigma}_i}) \\
&\times \bar{\delta}_{s+\sigma_k,1} \delta \left(\frac{z}{uq_1^{k+\lambda_k-1}q_2^{\lambda_k-1+(\sigma_k+1)}} \right) |\lambda + \boxed{s}_k, \bar{\sigma} + \bar{1}_k\rangle.
\end{aligned} \tag{4.4.20}$$

Next we consider the action of $K_s(z)$. In this case, infinite product involves so we have to be careful with the limit $N \rightarrow \infty$. For $K_1(z)$, the action is

$$K_1(z)|\lambda, \bar{\sigma}\rangle = \prod_{i=1}^{\ell(\lambda)} \Psi_{[u(q_1q_2^{-1})^{i-1}]_{\lambda_i-1, \lambda_i-1-\bar{\sigma}_i}}^{(1)}(z) \prod_{i=\ell(\lambda)+1}^{\infty} \Psi_{[u(q_1q_2^{-1})^{i-1}]_{-1, -1}}^{(1)}(z) |\lambda, \bar{\sigma}\rangle. \tag{4.4.21}$$

The infinite product can be regularized by specifying the order of the product as

$$\prod_{i=\ell(\lambda)+1}^{\infty} \Psi_{[u(q_1 q_2^{-1})^{i-1}]_{-1,-1}}^{(1)}(z) = \frac{1}{\phi(q_1^{-\ell(\lambda)} q_2^{\ell(\lambda)}; z, u)} \quad (4.4.22)$$

and we obtain

$$K_1(z) |\lambda, \bar{\sigma}\rangle = \frac{1}{\phi(q_1^{-\ell(\lambda)} q_2^{\ell(\lambda)}; z, u)} \prod_{i=1}^{\ell(\lambda)} \Psi_{[u(q_1 q_2^{-1})^{i-1}]_{\lambda_i-1, \lambda_i-1-\bar{\sigma}_i}}^{(1)}(z) |\lambda, \bar{\sigma}\rangle. \quad (4.4.23)$$

The same is true for $K_2(z)$ and we obtain

$$K_s(z) |\lambda, \bar{\sigma}\rangle = \frac{\phi(q_1^{-\ell(\lambda)+1} q_2^{\ell(\lambda)}; z, u)^{\delta_{s,2}}}{\phi(q_1^{-\ell(\lambda)} q_2^{\ell(\lambda)}; z, u)^{\delta_{s,1}}} \prod_{i=1}^{\ell(\lambda)} \Psi_{[u(q_1 q_2^{-1})^{i-1}]_{\lambda_i-1, \lambda_i-1-\bar{\sigma}_i}}^{(s)}(z) |\lambda, \bar{\sigma}\rangle. \quad (4.4.24)$$

Next we consider the action of $F_s(z)$:

$$\begin{aligned} & F_s(z) |\lambda, \bar{\sigma}\rangle \\ &= \sum_{k=1}^{\ell(\lambda)} (-1)^{|s|(\sum_{l=1}^{k-1} \bar{\sigma}_l)} \prod_{i=k+1}^{\ell(\lambda)} \left[\Psi_{[u(q_1 q_2^{-1})^{i-1}]_{\lambda_i-1, \lambda_i-1-\bar{\sigma}_i}}^{(s)}(z) \right]_+ \prod_{i=\ell(\lambda)+1}^{\infty} \left[\Psi_{[u(q_1 q_2^{-1})^{i-1}]_{-1,-1}}^{(s)}(z) \right]_+ \\ & \times \mathcal{F}_s([u(q_1 q_2^{-1})^{i-1}]_{\lambda_i-1, \lambda_i-1-\bar{\sigma}_i}) \delta \left(\frac{z}{u q_1^{k+\lambda_k-1-\bar{s}} q_2^{\lambda_k-k}} \right) \bar{\delta}_{s,\sigma} |\lambda - \boxed{s}_k, \bar{\sigma} - \bar{1}_k\rangle. \end{aligned} \quad (4.4.25)$$

Also in this case infinite products involve, but we can regularized it similarly and finally obtain

$$\begin{aligned} F_s(z) |\lambda, \bar{\sigma}\rangle &= \frac{\phi(q_1^{-\ell(\lambda)+1} q_2^{\ell(\lambda)}; z, u)^{\delta_{s,2}}}{\phi(q_1^{-\ell(\lambda)} q_2^{\ell(\lambda)}; z, u)^{\delta_{s,1}}} \sum_{k=1}^{\ell(\lambda)} (-1)^{|s|(\sum_{l=1}^{k-1} \bar{\sigma}_l)} \prod_{i=k+1}^{\ell(\lambda)} \left[\Psi_{[u(q_1 q_2^{-1})^{i-1}]_{\lambda_i-1, \lambda_i-1-\bar{\sigma}_i}}^{(s)}(z) \right]_+ \\ & \times \bar{\delta}_{s,\sigma} \mathcal{F}_s([u(q_1 q_2^{-1})^{i-1}]_{\lambda_i-1, \lambda_i-1-\bar{\sigma}_i}) \delta \left(\frac{z}{u q_1^{k+\lambda_k-1-\bar{s}} q_2^{\lambda_k-k}} \right) |\lambda - \boxed{s}_k, \bar{\sigma} - \bar{1}_k\rangle. \end{aligned} \quad (4.4.26)$$

Let us see the action of $K_s(z)$ on $|\emptyset\rangle$. The vacuum can be defined as

$$|\emptyset\rangle = \otimes_{i=1}^{\infty} [u(q_1 q_2^{-1})^{i-1}]_{-1,-1} \quad (4.4.27)$$

and the action is

$$K_s(z) |\emptyset\rangle = \frac{\phi(q_1; z, u)^{\delta_{s,2}}}{\phi(1; z, u)^{\delta_{s,1}}} |\emptyset\rangle, \quad (4.4.28)$$

which was expected in (4.2.5). Thus, this will be a representation of the shifted quantum toroidal $\mathfrak{gl}_{1|1}$ with shift parameters

$$r_1 = -1, \quad r_2 = 1. \quad (4.4.29)$$

5 Examples

In this section, we derive one-dimensional and two-dimensional crystal representations which are representations of shifted quantum toroidal algebras defined in the previous section. We use the current realization of this algebra in (4.3.1) and the coproduct in (4.3.6). We omit the tilde in $\tilde{K}^\pm(z)$ and write it as $K^\pm(z)$. We note that in this section, $K_i(z)$ always includes the extra shift parameter. We also omit the subindex of the generalized coproduct $\Delta_{\mathbf{r}_1, \mathbf{r}_2}$ and write it as Δ .

The main strategy is

1. Derive the bond factors from the toric diagram, periodic quiver diagram, and quiver diagram. These bond factors define the algebras.
2. List down all perfect matchings of divisors and remove arrows from the original quiver diagram. Removing arrows of the unique perfect matchings of corner divisors gives subquivers of two-dimensional crystals, while removing arrows of the union set of perfect matchings of divisors surrounding the external legs gives subquivers of one-dimensional crystals.
3. Accept the defining relations (4.3.1) and derive the actions of the generators on the one-dimensional crystal. Taking tensor products of these representations gives the two-dimensional crystal representation.
4. Shift parameters can be derived from the vacuum charge function.

5.1 \mathbb{C}^3 and quantum toroidal \mathfrak{gl}_1 revisited

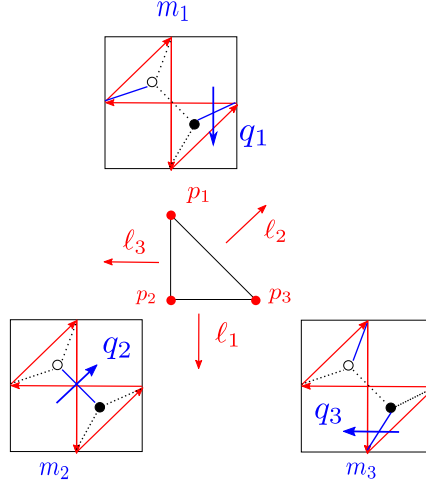


Figure 24: Perfect matchings of \mathbb{C}^3 . There are three corner divisors p_i ($i = 1, 2, 3$), and for each of them there is a unique perfect matching m_i . We note $m_i = \{q_i\}$.

Let us derive the subquiver and crystal shape from the perfect matchings. The three divisors p_i ($i = 1, 2, 3$) are all corner divisors and each of them has a unique perfect

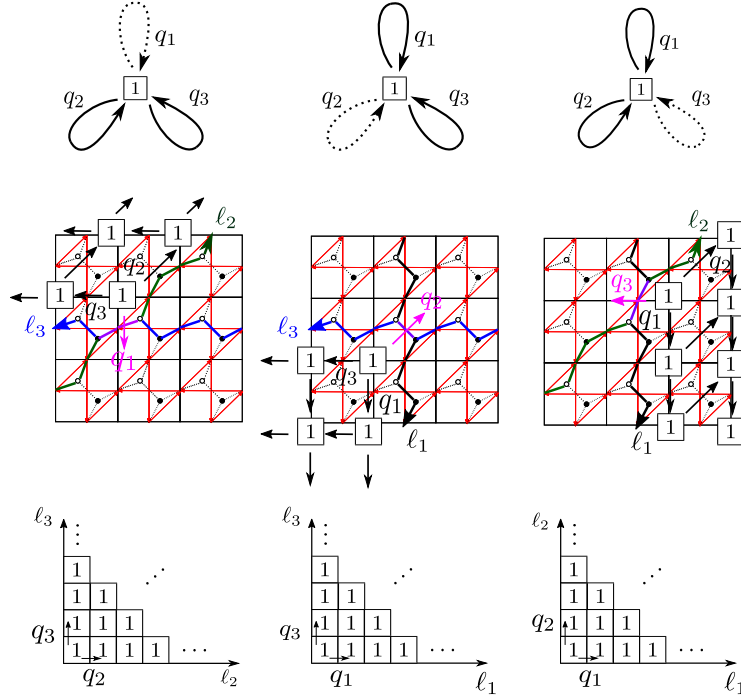


Figure 25: Subquivers and two-dimensional crystals of \mathbb{C}^3 . Left: Crystal of divisor $p_1 = (0, 1)$. arrow removed is $m_1 = \{q_1\}$. The crystal is the region surrounded by external legs ℓ_2 and ℓ_3 , which means it is a Young diagram with two coordinates q_2 and q_3 . The nontrivial central charge is $q_1^{1/2}$. Middle: Crystal of divisor $p_2 = (0, 0)$. arrow removed is $m_2 = \{q_2\}$. The crystal is the region surrounded by zig-zag paths of external legs ℓ_1, ℓ_3 , which means a Young diagram with coordinates q_1, q_3 . The central charge is $q_2^{1/2}$. Right: Crystal of divisor $p_3 = (1, 0)$. arrow removed is $m_3 = \{q_3\}$. The crystal shape is the region surrounded by ℓ_1 and ℓ_2 , which is a Young diagram with two coordinates q_1, q_2 . The central charge is $q_3^{1/2}$.

matching. We denote the perfect matching of divisor p_i as m_i . From Figure 24, the perfect matching is $m_i = \{q_i\}$.

Let us consider the subquiver and the shape of the two-dimensional crystal. We already know this should be a Young diagram and that we have three types due to triality. Let us rederive this using the method in section 4.1. To make it concrete, we focus on the divisor p_3 (see Figure 25 for other crystals). The perfect matching associated with this is $m_3 = \{q_3\}$, and thus to obtain the subquiver, we need to remove this arrow. The subquiver we obtain is the right of Figure 25. Since this divisor is surrounded by two external legs ℓ_1 and ℓ_2 , the two-dimensional crystal is the region surrounded by the zig-zag path associated with these two legs. The resulting crystal will be the Young diagram with two coordinates q_1 and q_2 as in Figure 25. The unique edge where the zig-zag path of ℓ_1 and that of ℓ_2

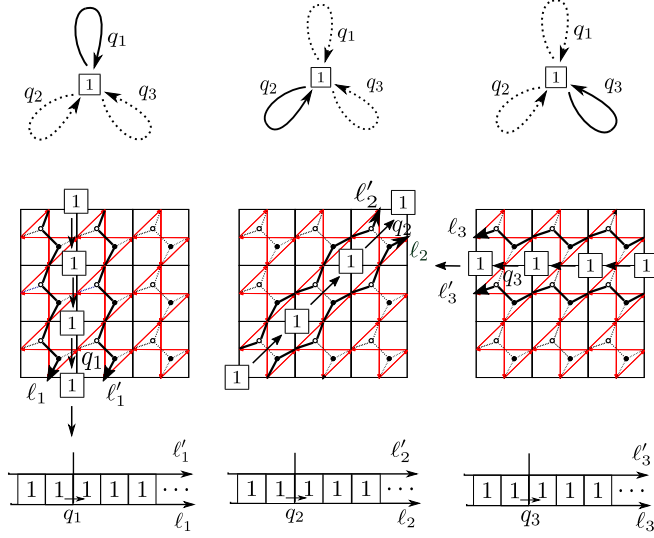


Figure 26: Subquivers and one-dimensional crystals of \mathbb{C}^3 . The subquiver for one-dimensional crystal associated with the external leg ℓ_i is determined by removing arrows of $m_{i-1} \cup m_{i+1} = \{q_{i-1}, q_{i+1}\}$, where the subindices are understood modulo 3. The resulting quiver has only one loop with parameter q_i . The crystal shape is determined by the region surrounded with the external legs ℓ_i and ℓ'_i in the periodic quiver diagram. ℓ'_i here is the same external leg ℓ_i , but in a different fundamental region. The crystal can be illustrated as a row of boxes with coordinates q_i . Left is $i = 1$, middle is $i = 2$, and right is $i = 3$.

intersect has a parameter q_3 . From (4.2.5), the vacuum charge function is expected to be

$$K(z) |\emptyset\rangle = \frac{\phi(q_3^{-1}; z, u)}{\phi(1; z, u)} |\emptyset\rangle. \quad (5.1.1)$$

This is indeed true because of (3.2.12). From the definition of the central charge, we can also see $q_3^{1/2}$ is the non-trivial central charge of this representation.

Next, let us consider the one-dimensional subcrystals. Representations associated with these are called vector representations in the literature. We focus on the one-dimensional crystal associated with the external leg ℓ_1 (see Figure 26 for other crystals). This external leg is surrounded by two divisors p_2 and p_3 . We need to remove arrows $m_2 \cup m_3 = \{q_2, q_3\}$ to obtain the subquiver. The subquiver we obtain is the left of Figure 26. The crystal is the region surrounded by two external legs ℓ_1 and ℓ'_1 in the periodic quiver. ℓ'_1 here is the same external leg as ℓ_1 , but in a different fundamental region.¹³

5.2 $(\mathbb{C}^2/\mathbb{Z}_n) \times \mathbb{C}$ and quantum toroidal $\mathfrak{gl}_n (n \geq 2)$

In this subsection, we derive subcrystal representations of $(\mathbb{C}^2/\mathbb{Z}_n) \times \mathbb{C}$ ($n \geq 2$). Some of the representations are already known in the literature [12, 68]. We will derive one type

¹³The periodic quiver diagram drawn in Figure 25 and 26 is the universal covering of the middle tile. We are drawing 9 copies of the middle tile. In deriving the crystal picture of one-dimensional crystals, we are distinguishing ℓ_1 and ℓ'_1 because they are different lines in the periodic quiver diagram.

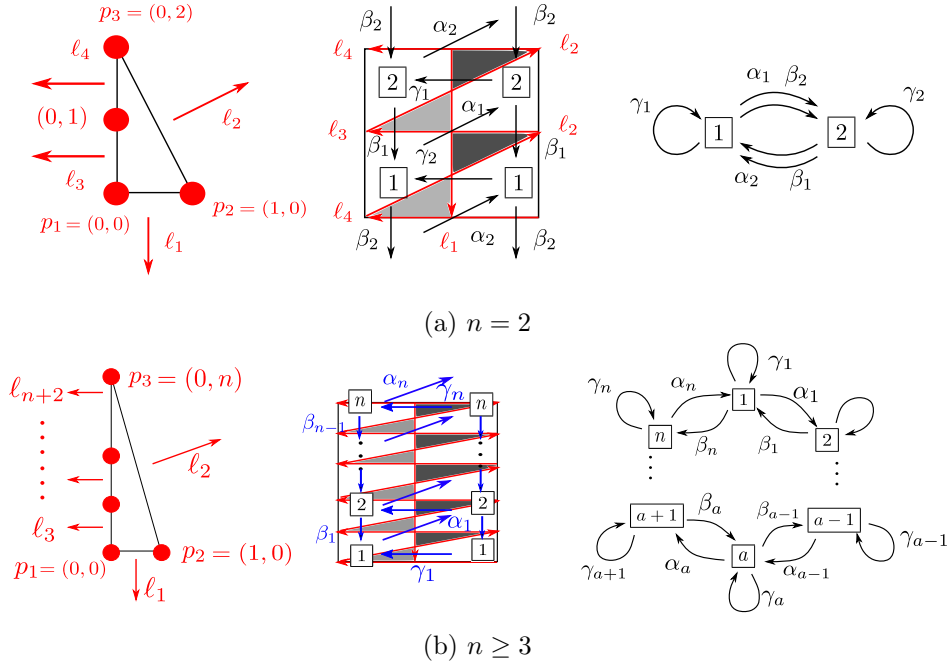


Figure 27: Toric diagram, periodic quiver diagram and quiver diagram of $(\mathbb{C}^2/\mathbb{Z}_n) \times \mathbb{C}$ ($n \geq 2$). The quiver structure depends on the value n . (a) When $n = 2$, there are four arrows between the two vertices. (b) When $n \geq 3$, there are only two arrows between the adjacent vertices.

of one-dimensional crystal representations and two-dimensional crystal representations in this section. Other crystal representations of $(\mathbb{C}^2/\mathbb{Z}_n) \times \mathbb{C}$ ($n \geq 2$) are obtained in the same way in Appendix E.

5.2.1 Definition of the algebra

The toric diagram, periodic quiver diagram, and quiver diagram are as in Figure 27. The quiver structure changes whether n is 2 or larger than 2. Since each vertex has only one loop, all of the vertices are bosonic.

We have $3n$ parameters $(\alpha_a, \beta_a, \gamma_a)$ ($a = 1, 2, \dots, n$). After imposing the loop conditions and vertex conditions, we obtain

$$\alpha_a = q_3, \quad \beta_a = q_1, \quad \gamma_a = q_2 \quad (a = 1, \dots, n), \quad (5.2.1)$$

where $q_1 q_2 q_3 = 1$. The nontrivial bond factors can be written as,

$$\begin{aligned}
&\text{when } n \geq 3, \quad \varphi^{a \Rightarrow a+1}(z, w) = \frac{\phi(q_1; z, w)}{\phi(q_3^{-1}; z, w)}, \quad \varphi^{a+1 \Rightarrow a}(z, w) = \frac{\phi(q_3; z, w)}{\phi(q_1^{-1}; z, w)}, \\
&\text{when } n = 2, \quad \varphi^{1 \Rightarrow 2}(z, w) = \varphi^{2 \Rightarrow 1}(z, w) = \frac{\phi(q_1; z, w) \phi(q_3; z, w)}{\phi(q_1^{-1}; z, w) \phi(q_3^{-1}; z, w)}, \\
&\text{when } n \geq 2, \quad \varphi^{a \Rightarrow a}(z, w) = \frac{\phi(q_2; z, w)}{\phi(q_2^{-1}; z, w)}.
\end{aligned} \tag{5.2.2}$$

Other bond factors are

$$\varphi^{i \Rightarrow j}(z, w) = 1. \tag{5.2.3}$$

5.2.2 Subquiver and crystal shape

Let us determine the subquiver and low-dimensional crystal structure of $\mathbb{C}^2/\mathbb{Z}_n \times \mathbb{C}$ ($n \geq 2$). We have $n+2$ divisors and three of them are corner divisors. We denote the corner divisors $p_1 = (0, 0)$, $p_2 = (1, 0)$, and $p_3 = (0, n)$ (see Figure 27(b)). The external legs of the diagram are denoted $\ell_1, \dots, \ell_{n+2}$. Although the quiver structure slightly differs depending whether n is 2 or larger than 2, we will see that the crystal structures are similar and that the discussions go parallel.

The perfect matchings of the divisors are complicated to write down explicitly for general n , but the perfect matchings of the corner divisors are easy to write down. The perfect matching for the corner divisor p_i is denoted as m_i . They are

$$m_1 = \{\alpha_1, \dots, \alpha_n\}, \quad m_2 = \{\gamma_1, \dots, \gamma_n\}, \quad m_3 = \{\beta_1, \dots, \beta_n\}. \tag{5.2.4}$$

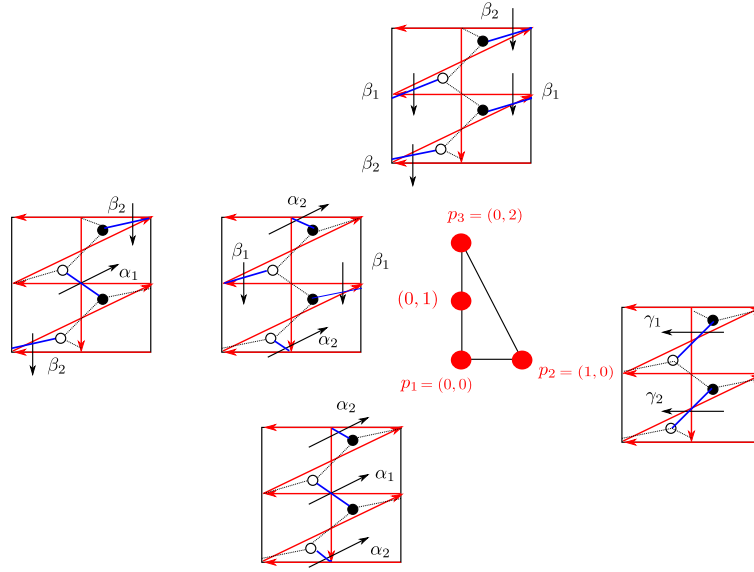
See Figure 28(a) and 28(b) for the $n = 2, 3$ case.

The subquiver and two-dimensional crystals associated with corner divisors can be obtained by removing arrows of the perfect matching of the corner divisors. For $p_1 = (0, 0)$, we need to remove arrows of $m_1 = \{\alpha_1, \dots, \alpha_n\}$. For other cases, see Figure 29.

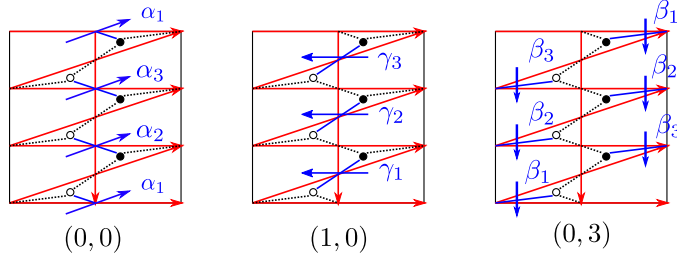
We can obtain the subquiver and one-dimensional crystal associated with each external legs by removing arrows of the union set of perfect matchings of the divisors surrounding it. To make it concrete, let us consider the case when $n = 2$. In this case, we can write down all perfect matchings associated with each of the divisor. Perfect matchings of corner divisors are $m_1 = \{\alpha_1, \alpha_2\}$, $m_2 = \{\gamma_1, \gamma_2\}$, and $m_3 = \{\beta_1, \beta_2\}$, while perfect matchings of divisor $(0, 1)$ are $\{\alpha_1, \beta_2\}$ and $\{\alpha_2, \beta_1\}$ (see Figure 28(a)). Thus, the arrows we need to remove for one-dimensional crystal of ℓ_1 are $m_1 \cup m_2 = \{\alpha_1, \alpha_2, \gamma_1, \gamma_2\}$. For ℓ_2 , the arrows removed are $m_2 \cup m_3 = \{\beta_1, \beta_2, \gamma_1, \gamma_2\}$. For ℓ_3, ℓ_4 , we need to remove arrows $\{\alpha_1, \beta_2\} \cup \{\alpha_2, \beta_1\} = \{\alpha_1, \beta_2, \alpha_2, \beta_1\}$ (see Figure 30).

We can do the same discussion for general n : for ℓ_1 , the arrows we need to remove are $m_1 \cup m_2 = \{\alpha_a, \gamma_a | a = 1, \dots, n\}$. For ℓ_2 , the arrows removed are $m_2 \cup m_3 = \{\beta_a, \gamma_a | a = 1, \dots, n\}$. For $\ell_3, \dots, \ell_{n+2}$, we need to remove arrows $\{\alpha_a, \beta_a | a = 1, \dots, n\}$ and each of the vertices decouple (see Figure 30).

Although the quiver structure depends on whether $n = 2$ or $n > 2$, the crystal picture does not change.



(a) Perfect matchings of $(\mathbb{C}^2/\mathbb{Z}_2) \times \mathbb{C}$



(b) Perfect matchings for corner divisors of $(\mathbb{C}^2/\mathbb{Z}_3) \times \mathbb{C}$.

Figure 28: Perfect matchings of divisors of $\mathbb{C}^2/\mathbb{Z}_n \times \mathbb{C}$ ($n \geq 2$). (a) For the $n = 2$ case, we can explicitly write down all the perfect matchings. Perfect matchings of corner divisors are $m_1 = \{\alpha_1, \alpha_2\}$, $m_2 = \{\gamma_1, \gamma_2\}$, and $m_3 = \{\beta_1, \beta_2\}$. We have two perfect matchings for divisor $(0, 1)$: $\{\alpha_1, \beta_2\}$ and $\{\alpha_2, \beta_1\}$. (b) For general $n \geq 3$, the perfect matchings of corner divisors are $m_1 = \{\alpha_1, \dots, \alpha_n\}$, $m_2 = \{\gamma_1, \dots, \gamma_n\}$, and $m_3 = \{\beta_1, \dots, \beta_n\}$.

5.2.3 One-dimensional crystal ℓ_1

This representation is the one derived in [12]. The basis of this representation can be illustrated as a semi-infinite row of boxes with coloring due to \mathbb{Z}_n ($n \geq 2$) (see the left of Figure 30). We set the origin to have color k . $[u]_j^{(k)}$ can be illustrated as a semi-infinite row of boxes where there are $j + 1$ boxes right to the border and periodically extended left to the border. The boxes are numbered $0, 1, \dots, j$ from the right of the border and are colored $k, k - 1, k - 2, \dots$. We denote the vector space of this representation $V^{(\ell_1)}(u)$. Index

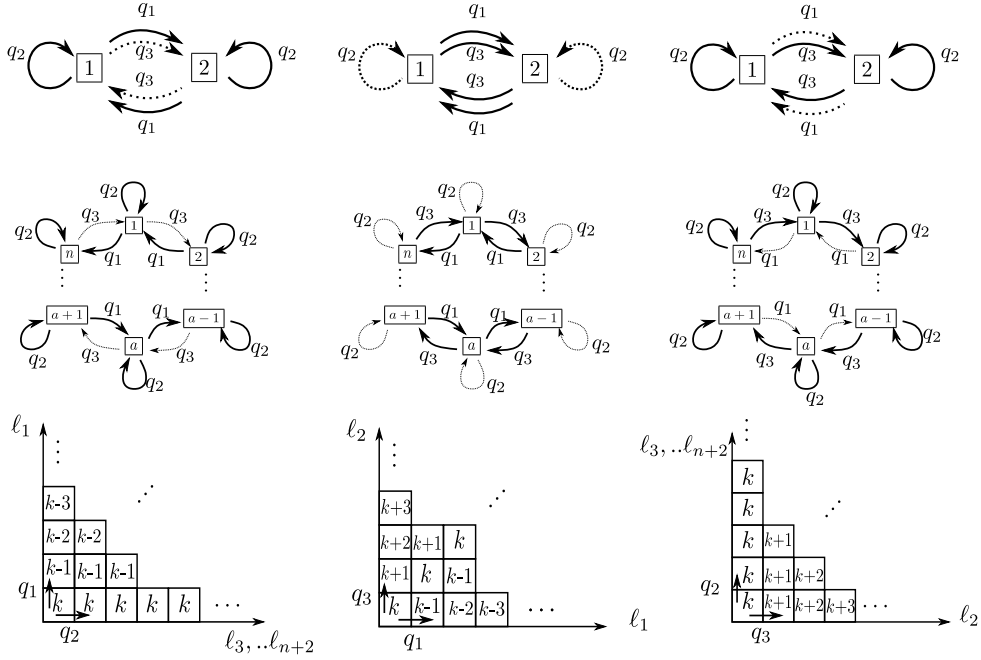


Figure 29: We have n colors of atoms and we set the origin to have color k . The crystal structure does not change whether $n = 2$ or $n > 2$, but the quiver structure changes. Left: Subquiver and two-dimensional crystals of corner divisor $p_1 = (0,0)$. It is obtained by removing arrows of perfect matching $m_1 = \{\alpha_1, \dots, \alpha_n\}$, where $\alpha_a = q_3$. Middle: Subquiver and two-dimensional crystal of corner divisor $p_2 = (1,0)$. It is obtained by removing $m_2 = \{\gamma_1, \dots, \gamma_n\}$, where $\gamma_a = q_2$. Right: Subquiver and two-dimensional crystal of corner divisor $p_3 = (0,n)$. It is obtained by removing $m_3 = \{\beta_1, \dots, \beta_n\}$, where $\beta_a = q_1$.

of generators is understood modulo n . The action of the generators can be written

$$\begin{aligned}
E_s(z)[u]_j^{(k)} &= \mathcal{E}_s([u]_j^{(k)}) \delta \left(\frac{z}{uq_1^{j+1}} \right) \bar{\delta}_{k-j-1,s}[u]_{j+1}^{(k)}, \\
F_s(z)[u]_j^{(k)} &= \mathcal{F}_s([u]_j^{(k)}) \delta \left(\frac{z}{uq_1^j} \right) \bar{\delta}_{k-j,s}[u]_{j-1}^{(k)}, \\
K_s^\pm(z)[u]_j^{(k)} &= \left[\Psi_{[u]_j^{(k)}}^{(s)}(z) \right]_\pm [u]_j^{(k)},
\end{aligned} \tag{5.2.5}$$

where $\bar{\delta}_{i,j} = \begin{cases} 1, & i \equiv j \pmod{n} \\ 0, & i \not\equiv j \pmod{n} \end{cases}$. $\mathcal{E}_s([u]_j^{(k)})$ and $\mathcal{F}_s([u]_j^{(k)})$ are some coefficients which are determined from the other defining relations of the algebra although we do not write down the explicit expression of them. By the recursion formula of $\Psi_{[u]_j^{(k)}}^{(a)}(z)$ obtained from

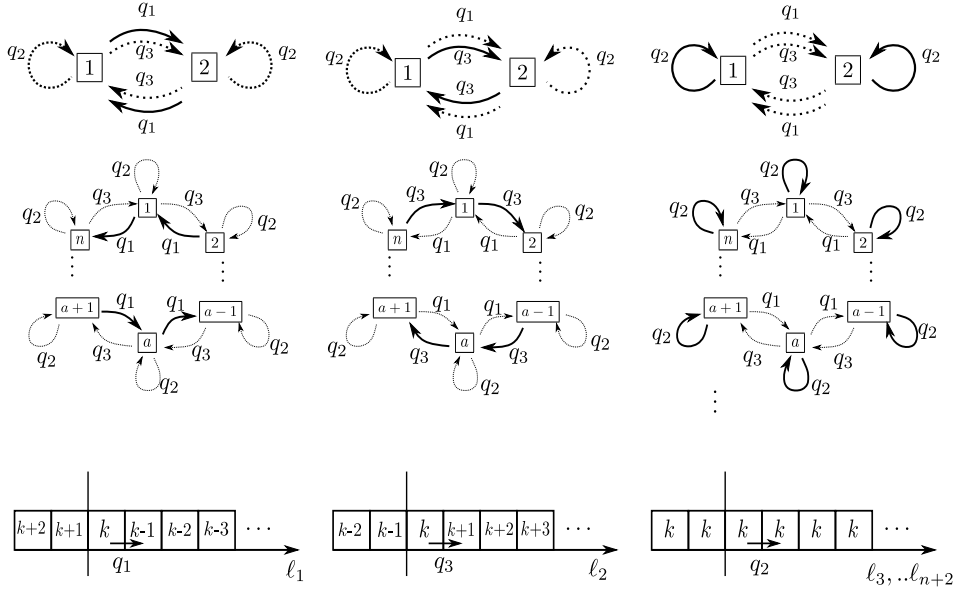


Figure 30: Similar to the two-dimensional crystal, the crystal structure does not change whether $n = 2$ or $n > 2$, but the quiver structure changes. Left: Subquiver and one-dimensional crystal associated with ℓ_1 . Middle: Subquiver and one-dimensional crystal associated with ℓ_2 . Right: Subquiver and one-dimensional crystal associated with $\ell_3, \dots, \ell_{n+2}$.

(4.3.1) and the pole cancellation similar to (3.2.14), we obtain

$$\Psi_{[u]_j^{(k)}}^{(a)}(z) = \left(\frac{\phi(q_2; z, uq_1^j)}{\phi(1; z, uq_1^j)} \right)^{\bar{\delta}_{k,a+j}} \left(\frac{\phi(q_3; z, uq_1^j)}{\phi(q_1^{-1}; z, uq_1^j)} \right)^{\bar{\delta}_{k,a+j+1}}. \quad (5.2.6)$$

Since the number of zeros and poles are the same, the shift parameters are

$$\mathbf{r} = (0, \dots, 0) \in \mathbb{Z}^n \quad (5.2.7)$$

and give a representation of the unshifted quantum toroidal \mathfrak{gl}_n .

5.2.4 Two-dimensional crystal of $p_1 = (0, 0)$

Let us consider the two-dimensional crystal representation of divisor p_1 . The crystal picture is illustrated in the left of Figure 29. The basis of this representation is defined by the tensor product of one-dimensional representations as

$$\otimes_{i=1}^N V^{(\ell_1)}(uq_2^{i-1}) \ni |\lambda\rangle = \otimes_{i=1}^N [uq_2^{i-1}]_{\lambda_i-1}^{(k)}, \quad \lambda_1 \geq \lambda_2 \dots \quad (5.2.8)$$

and we take the limit $N \rightarrow \infty$. Here, the q_2 shift of parameters uq_2^{i-1} ($i = 1, 2, \dots, N$) ensures the melting rule, and this basis forms a submodule. The actions of generators are

written as

$$\begin{aligned}
E_s(z) |\lambda\rangle &= \sum_{i=1}^{\ell(\lambda)+1} \prod_{j=1}^{i-1} \left[\Psi_{[uq_2^{j-1}]_{\lambda_j-1}}^{(s)}(z) \right]_- \mathcal{E}_s \left([uq_2^{i-1}]_{\lambda_i-1}^{(k)} \right) \\
&\quad \times \delta \left(\frac{z}{uq_2^{i-1}q_1^{\lambda_i}} \right) \bar{\delta}_{k-\lambda_i, s} |\lambda + \boxed{s}_i\rangle, \\
K_s(z) |\lambda\rangle &= \frac{\phi(q_1q_2^{1-\ell(\lambda)}; z, u)^{\bar{\delta}_{k, s-1}}}{\phi(q_2^{-\ell(\lambda)}; z, u)^{\bar{\delta}_{k, s}}} \prod_{i=1}^{\ell(\lambda)} \Psi_{[uq_2^{i-1}]_{\lambda_i-1}}^{(s)}(z) |\lambda\rangle, \\
F_s(z) |\lambda\rangle &= \frac{\phi(q_1q_2^{1-\ell(\lambda)}; z, u)^{\bar{\delta}_{k, s-1}}}{\phi(q_2^{-\ell(\lambda)}; z, u)^{\bar{\delta}_{k, s}}} \sum_{i=1}^{\ell(\lambda)} \prod_{j=i+1}^{\ell(\lambda)} \left[\Psi_{[uq_2^{j-1}]_{\lambda_j-1}}^{(s)}(z) \right]_+ , \\
&\quad \times \mathcal{F}_s \left([uq_2^{i-1}]_{\lambda_i-1}^{(k)} \right) \bar{\delta}_{k-\lambda_i+1, s} \delta \left(\frac{z}{uq_2^{i-1}q_1^{\lambda_i-1}} \right) |\lambda - \boxed{s}_i\rangle
\end{aligned} \tag{5.2.9}$$

where we specified the order of infinite products to regularize them as (5.2.6) and

$$\prod_{i=\ell(\lambda)+1}^{\infty} \Psi_{[uq_2^{i-1}]_{-1}}^{(s)}(z) = \frac{\phi(q_1q_2^{1-\ell(\lambda)}; z, u)^{\bar{\delta}_{k, s-1}}}{\phi(q_2^{-\ell(\lambda)}; z, u)^{\bar{\delta}_{k, s}}}. \tag{5.2.10}$$

Especially, the action of $K_s(z)$ on the vacuum is

$$K_s(z) |\emptyset\rangle = \frac{\phi(q_3^{-1}; z, u)^{\bar{\delta}_{k, s-1}}}{\phi(1; z, u)^{\bar{\delta}_{k, s}}} |\emptyset\rangle. \tag{5.2.11}$$

By comparing it with (4.2.5), the shift parameters are

$$r_k = -1, \quad r_{k+1} = 1, \quad r_i = 0 \quad (i \neq k, k+1). \tag{5.2.12}$$

All of the equations here stand even for the $n = 2$ case.

5.3 Suspended pinch point and quantum toroidal algebra $\mathfrak{gl}_{2|1}$

5.3.1 Definition of the algebra

The definition of quantum toroidal $\mathfrak{gl}_{m|n}$ ($m \neq n$) can be obtained similarly as [56] and the result are the ones defined in [14, 15]. In this section, we will focus on the simplest case when $m = 2, n = 1$. Other cases can be derived similarly, although it will be tedious. The crystal picture of the one and two-dimensional crystal representations we derive here seems to be a little different from [15]. We hope to fill in this gap in the near future. We focus on one type of one-dimensional crystal representation and two-dimensional crystal representation. Other cases are in Appendix F.

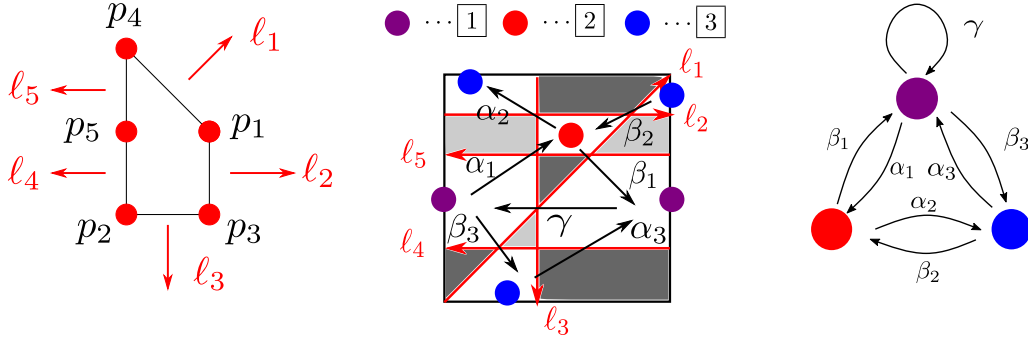


Figure 31: Toric diagram, periodic quiver, and quiver diagram of the suspended pinch point geometry. The lattice points of the toric diagram are $p_1 = (1, 1)$, $p_2 = (0, 0)$, $p_3 = (1, 0)$, $p_4 = (0, 2)$, and $p_5 = (0, 1)$. The external legs are denoted as ℓ_1, \dots, ℓ_5 .

The quantum toroidal algebra corresponding to the suspended pinched point geometry is quantum toroidal $\mathfrak{gl}_{2|1}$. The toric diagram, periodic quiver and quiver diagram of this geometry can be written as Figure 31. The lattice points of the toric diagram are $p_1 = (1, 1)$, $p_2 = (0, 0)$, $p_3 = (1, 0)$, $p_4 = (0, 2)$, and $p_5 = (0, 1)$. We have 5 external legs, which are denoted as ℓ_i ($i = 1, \dots, 5$).

From the loop condition and vertex constraint, we can assign parameters as

$$\alpha_1 = \alpha_3 = q_1, \quad \beta_1 = \beta_3 = q_3, \quad \alpha_2 = q_3^{-1}, \quad \beta_2 = q_1^{-1}, \quad \gamma = q_2, \quad (5.3.1)$$

where $q_1 q_2 q_3 = 1$.

The bond factors are

$$\begin{aligned} \varphi^{1 \Rightarrow 2}(z, w) &= \frac{q_3^{\frac{1}{2}} z - q_3^{-\frac{1}{2}} w}{q_1^{-\frac{1}{2}} z - q_1^{\frac{1}{2}} w} = \frac{\phi(q_3; z, w)}{\phi(q_1^{-1}; z, w)}, \quad \varphi^{2 \Rightarrow 1}(z, w) = \frac{q_1^{\frac{1}{2}} z - q_1^{-\frac{1}{2}} w}{q_3^{-\frac{1}{2}} z - q_3^{\frac{1}{2}} w} = \frac{\phi(q_1; z, w)}{\phi(q_3^{-1}; z, w)}, \\ \varphi^{2 \Rightarrow 3}(z, w) &= \frac{q_1^{-\frac{1}{2}} z - q_1^{\frac{1}{2}} w}{q_3^{\frac{1}{2}} z - q_3^{-\frac{1}{2}} w} = \frac{\phi(q_1^{-1}; z, w)}{\phi(q_3; z, w)}, \quad \varphi^{3 \Rightarrow 2}(z, w) = \frac{q_3^{-\frac{1}{2}} z - q_3^{\frac{1}{2}} w}{q_1^{\frac{1}{2}} z - q_1^{-\frac{1}{2}} w} = \frac{\phi(q_3^{-1}; z, w)}{\phi(q_1; z, w)}, \\ \varphi^{3 \Rightarrow 1}(z, w) &= \frac{q_3^{\frac{1}{2}} z - q_3^{-\frac{1}{2}} w}{q_1^{-\frac{1}{2}} z - q_1^{\frac{1}{2}} w} = \frac{\phi(q_3; z, w)}{\phi(q_1^{-1}; z, w)}, \quad \varphi^{1 \Rightarrow 3}(z, w) = \frac{q_1^{\frac{1}{2}} z - q_1^{-\frac{1}{2}} w}{q_3^{-\frac{1}{2}} z - q_3^{\frac{1}{2}} w} = \frac{\phi(q_1; z, w)}{\phi(q_3^{-1}; z, w)}, \\ \varphi^{1 \Rightarrow 1}(z, w) &= \frac{q_2^{\frac{1}{2}} z - q_2^{-\frac{1}{2}} w}{q_2^{-\frac{1}{2}} z - q_2^{\frac{1}{2}} w} = \frac{\phi(q_2; z, w)}{\phi(q_2^{-1}; z, w)}, \quad \varphi^{2 \Rightarrow 2}(z, w) = \varphi^{3 \Rightarrow 3}(z, w) = 1. \end{aligned} \quad (5.3.2)$$

The bond factors show that vertex 2 and 3 are fermionic while vertex 1 is bosonic.

5.3.2 Subquiver and crystal shape

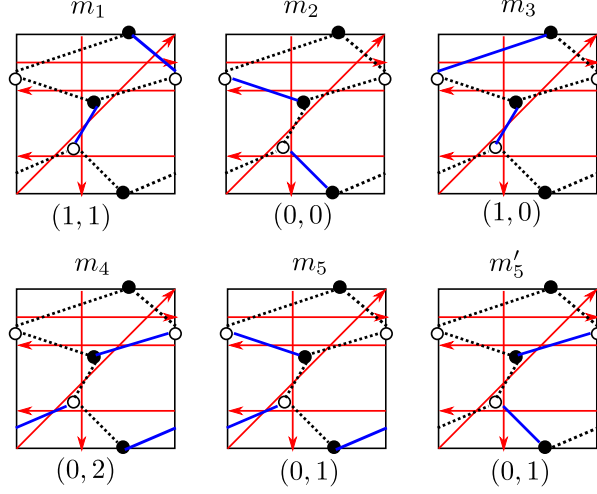
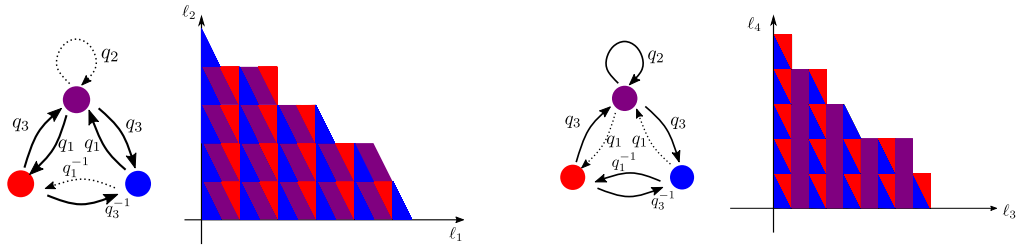


Figure 32: Perfect matchings of the suspended pinch geometry. Perfect matchings for corner divisors p_1, p_2, p_3, p_4 are m_1, m_2, m_3, m_4 respectively. Perfect matchings for divisor p_5 are m_5, m'_5 . We note $m_1 = \{\beta_2, \gamma\}, m_2 = \{\alpha_1, \alpha_3\}, m_3 = \{\alpha_2, \gamma\}, m_4 = \{\beta_1, \beta_3\}, m_5 = \{\alpha_1, \beta_3\}, m'_5 = \{\beta_1, \alpha_3\}$.

We have four corner divisors p_1, p_2, p_3, p_4 . The perfect matchings of these divisors are unique and denoted m_1, m_2, m_3, m_4 respectively. For divisor p_5 we have two perfect matchings and they are m_5, m'_5 (see Figure 32).

Let us consider the two-dimensional crystal associated with corner divisors p_1 and p_2 . The subquiver and subcrystal can be obtained by removing the arrows of the corresponding perfect matching. The subquivers and two-dimensional crystals are in Figure 33. The crystal of p_1 is composed of three kinds of atoms included in a box: blue triangle, red triangle, and purple parallelogram (Figure 33(a)). For the crystal p_2 , we also have three kinds of atoms in a box: blue triangle, red triangle, and purple rectangle (Figure 33(b)).



(a) Subquiver and shape of two-dimensional crystal of divisor p_1 .

(b) Subquiver and shape of two-dimensional crystal of divisor p_2 .

Figure 33: Subquivers and two-dimensional crystals of corner divisors p_1 and p_2 . (a) The arrows removed are $m_1 = \{\beta_2, \gamma\}$, where $\beta_2 = q_1^{-1}$ and $\gamma = q_2$. (b) The arrows removed are $m_2 = \{\alpha_1, \alpha_3\}$, where $\alpha_1 = \alpha_3 = q_1$.

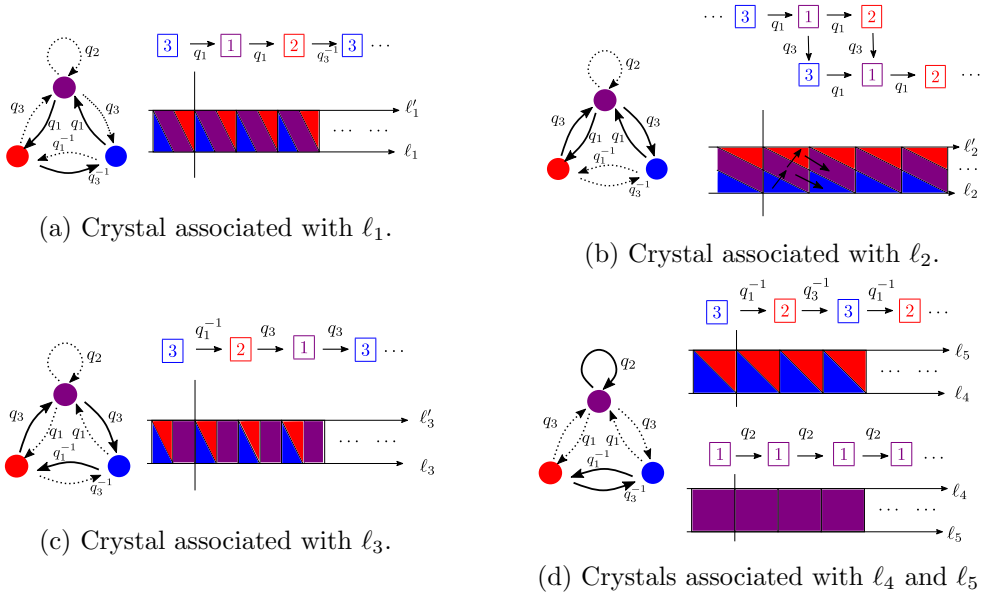
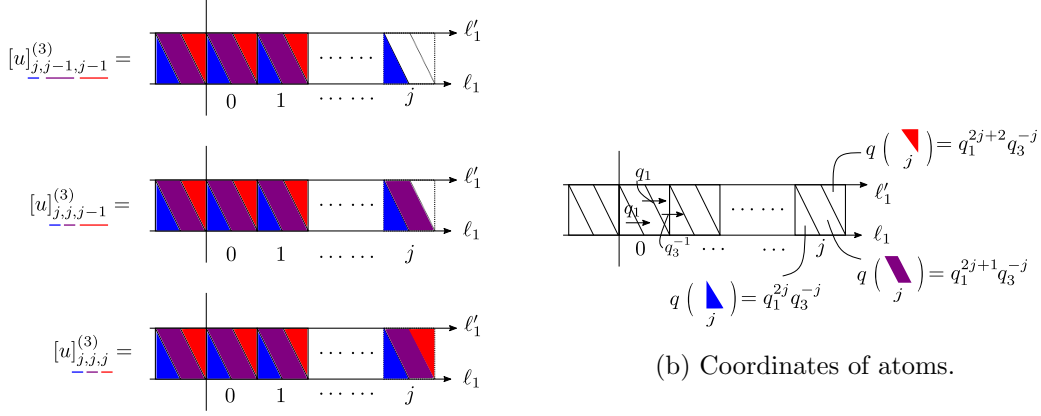


Figure 34: One-dimensional crystals of $\mathfrak{gl}_{2|1}$. (a) The arrows removed are $m_1 \cup m_4 = \{\beta_1, \beta_2, \beta_3, \gamma\}$. It is surrounded by the same external leg ℓ_1 . ℓ'_1 is in a different fundamental region. (b) The arrows removed are $m_1 \cup m_3 = \{\alpha_2, \beta_2, \gamma\}$. It is surrounded by the same external leg ℓ_2 . (c) The arrows removed are $m_1 \cup m_3 = \{\alpha_2, \beta_2, \gamma\}$. It is surrounded by the same external leg ℓ_3 . (d) After removing arrows of $m_2 \cup m_5 \cup m'_5 = m_4 \cup m_5 \cup m'_5 = \{\alpha_1, \alpha_3, \beta_1, \beta_3\}$, two vertices and one vertex decouple. The crystal is surrounded by two different external legs ℓ_4 and ℓ_5 .

Let us derive the subquivers and shapes of the one-dimensional crystals. Since we have five external legs, we have five one-dimensional crystals (see Figure 34). We need to remove arrows $m_1 \cup m_4 = \{\beta_1, \beta_2, \beta_3, \gamma\}$ for ℓ_1 (Figure 34(a)), $m_1 \cup m_3 = \{\alpha_2, \beta_2, \gamma\}$ for ℓ_2 (Figure 34(b)), $m_1 \cup m_3 = \{\alpha_2, \beta_2, \gamma\}$ for ℓ_3 (Figure 34(c)), and $m_2 \cup m_5 \cup m'_5 = m_4 \cup m_5 \cup m'_5 = \{\alpha_1, \alpha_3, \beta_1, \beta_3\}$ for ℓ_4, ℓ_5 (Figure 34(d)).

5.3.3 One-dimensional crystal ℓ_1

Let us consider the representation of crystal in Figure 34(a). We denote the basis of this representation $[u]_{j,j-1,j-1}^{(3)}$, $[u]_{j,j,j-1}^{(3)}$, and $[u]_{j,j,j}^{(3)}$ ($j \in \mathbb{Z}$). The vector space is denoted $V^{(\ell_1)}(u)$. Note that we set the origin to have a blue atom. $[u]_{j,j-1,j-1}^{(3)}$ has $j+1$ blue, j purple and j red atoms, $[u]_{j,j,j-1}^{(3)}$ has $j+1$ blue, $j+1$ purple, and j red atoms, while $[u]_{j,j,j}^{(3)}$ has $j+1$ blue, $j+1$ purple, and $j+1$ red atoms. This is illustrated as in Figure 35(a). A blue triangle in a box labeled with j has coordinate $q_1^{2j} q_3^{-j}$, a purple parallelogram has coordinate $q_1^{2j+1} q_3^{-j}$, and a red triangle has coordinate $q_1^{2j+2} q_3^{-j}$. The generators $K_i(z)$ act



(a) Basis of one-dimensional crystal representation ℓ_1 .

Figure 35: Basis and coordinates of the one-dimensional crystal representation $V^{(\ell_1)}(u)$. The one-dimensional crystal is a row of boxes with three-types of atoms in it. Each box is assigned an integer $j \in \mathbb{Z}$, which describes the number of boxes right to the border. We note that it is counted $0, 1, \dots$

diagonally and we can set

$$K_i^\pm(z) \begin{cases} [u]_{j,j-1,j-1}^{(3)} \\ [u]_{j,j,j-1}^{(3)} \\ [u]_{j,j,j}^{(3)} \end{cases} = \begin{cases} [\Psi_{[u]_{j,j-1,j-1}^{(3)}}^{(i)}(z)] \pm [u]_{j,j-1,j-1}^{(3)} \\ [\Psi_{[u]_{j,j,j-1}^{(3)}}^{(i)}(z)] \pm [u]_{j,j,j-1}^{(3)} \\ [\Psi_{[u]_{j,j,j}^{(3)}}^{(i)}(z)] \pm [u]_{j,j,j}^{(3)} \end{cases}. \quad (5.3.3)$$

The parity conditions are

$$|[u]_{j,j,j}^{(3)}| = |[u]_{j-1,j-1,j-1}^{(3)}|, \quad (5.3.4)$$

$$|[u]_{j,j,j-1}^{(3)}| = |[u]_{j-1,j-1,j-2}^{(3)}|, \quad (5.3.5)$$

$$|[u]_{j,j-1,j-1}^{(3)}| = |[u]_{j-1,j-2,j-2}^{(3)}|. \quad (5.3.6)$$

We set the parity condition to be

$$|[u]_{j,j,j}^{(3)}| = 0, \quad |[u]_{j,j,j-1}^{(3)}| = 1, \quad |[u]_{j,j-1,j-1}^{(3)}| = 1. \quad (5.3.7)$$

The action of $E_i(z)$ and $F_i(z)$ can be written in a convenient way which we will use in deriving the two-dimensional crystal representations (see Figure 36). For $\forall \sigma \in \mathbb{Z}$, it can be written as

$$\sigma = 3r(\sigma) + s(\sigma), \quad s(\sigma) = 0, 1, 2 \quad (5.3.8)$$

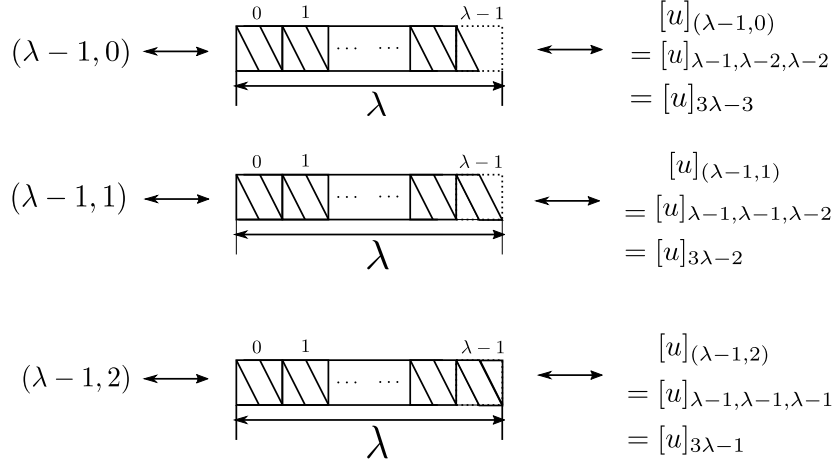


Figure 36: Generalization of Young diagram and correspondence with vectors for one-dimensional crystal ℓ_1 . The generalized partition is expressed by two numbers $(\lambda - 1, \tau) \in \mathbb{Z} \times \mathbb{Z}_3$. We note we set $\tau \in \mathbb{Z}_3 = \{0, 1, 2\}$. Using (5.3.9), it can be written as $\sigma = 3\lambda - 3 + \tau$, $r(3\lambda - 3 + \tau) = \lambda - 1$, and $s(3\lambda - 3 + \tau) = \tau$.

where $r(\sigma)$ is the quotient of σ by 3 and $s(\sigma)$ is the remainder after being divided by 3. We unify $[u]_{j,j,j}^{(3)}$, $[u]_{j,j,j-1}^{(3)}$, and $[u]_{j,j-1,j-1}^{(3)}$ by defining new vectors

$$[u]_{\sigma}^{(3)} = [u]_{(r(\sigma), s(\sigma))}^{(3)} = \begin{cases} [u]_{r(\sigma), r(\sigma)-1, r(\sigma)-1}^{(3)}, & s(\sigma) = 0, \\ [u]_{r(\sigma), r(\sigma), r(\sigma)-1}^{(3)}, & s(\sigma) = 1, \\ [u]_{r(\sigma), r(\sigma), r(\sigma)}^{(3)}, & s(\sigma) = 2. \end{cases} \quad (5.3.9)$$

σ is the number of atoms counted as 0, 1, ... from the right of the border.

From now on, we write the parity condition as

$$|\sigma| \equiv |[u]_{\sigma}^{(3)}| = \begin{cases} 0, & s(\sigma) = 0, \\ 1, & s(\sigma) = 1, \\ 1, & s(\sigma) = 2. \end{cases} \quad (5.3.10)$$

The action of $E_s(z)$ and $F_s(z)$ are written as

$$\begin{aligned} E_s(z)[u]_{\sigma}^{(3)} &= \mathcal{E}_s([u]_{\sigma}^{(3)}) \bar{\delta}_{s, \sigma+1} \delta \left(\frac{z}{u(q_1^2 q_3^{-1})^{r(\sigma+1)} q_1^{s(\sigma+1)}} \right) [u]_{\sigma+1}^{(3)}, \\ F_s(z)[u]_{\sigma}^{(3)} &= \mathcal{F}_s([u]_{\sigma}^{(3)}) \bar{\delta}_{s, \sigma} \delta \left(\frac{z}{u(q_1^2 q_3^{-1})^{r(\sigma)} q_1^{s(\sigma)}} \right) [u]_{\sigma-1}^{(3)}, \end{aligned} \quad (5.3.11)$$

where the explicit expressions of the coefficients \mathcal{E}_s and \mathcal{F}_s are omitted, and

$$\bar{\delta}_{i,j} = \begin{cases} 1, & i \equiv j \pmod{3} \\ 0, & i \not\equiv j \pmod{3} \end{cases}. \quad (5.3.12)$$

The charge functions can be derived from the KE relation as

$$\begin{aligned}
\Psi_{[u]_{j,j-1,j-1}}^{(1)}(z) &= \frac{\phi(q_3^{j+1}q_1^{-2j}; z, u)}{\phi(q_1^{-1-2j}q_3^j; z, u)}, & \Psi_{[u]_{j,j,j-1}}^{(1)}(z) &= \frac{\phi(q_3^{j-1}q_1^{-2j-2}; z, u)}{\phi(q_1^{-1-2j}q_3^j; z, u)}, \\
\Psi_{[u]_{j,j,j-1}}^{(2)}(z) &= \frac{\phi(q_3^{j+1}q_1^{-2j-1}; z, u)}{\phi(q_1^{-2-2j}q_3^j; z, u)}, & \Psi_{[u]_{j,j,j}}^{(2)}(z) &= \frac{\phi(q_3^{j+1}q_1^{-2j-1}; z, u)}{\phi(q_1^{-2-2j}q_3^j; z, u)}, \\
\Psi_{[u]_{j,j-1,j-1}}^{(3)}(z) &= \frac{\phi(q_3^{j-1}q_1^{-2j-1}; z, u)}{\phi(q_1^{-2j}q_3^j; z, u)}, & \Psi_{[u]_{j,j,j}}^{(3)}(z) &= \frac{\phi(q_3^j q_1^{-2j-3}; z, u)}{\phi(q_1^{-2-2j}q_3^{j+1}; z, u)}, \\
\Psi_{[u]_{j,j,j}}^{(1)}(z) &= \Psi_{[u]_{j,j-1,j-1}}^{(2)}(z) = \Psi_{[u]_{j,j,j-1}}^{(3)}(z) = 1.
\end{aligned} \tag{5.3.13}$$

Since the charge functions have the same number of poles and zeros, this is a representation of the unshifted quantum toroidal algebra. The shift parameters are

$$r_1 = r_2 = r_3 = 0. \tag{5.3.14}$$

5.3.4 Two-dimensional crystal of $p_1 = (1, 1)$

Let us derive the explicit representations of the two-dimensional crystals associated with divisor p_1 in Figure 33(a). We note we set the origin to be the blue atom.

We can do two ways to obtain this crystal picture, by using tensor products $V^{(\ell_1)}(u) \otimes V^{(\ell_1)}(v)$ or by using tensor products $V^{(\ell_2)}(u) \otimes V^{(\ell_2)}(v)$. We discuss here the derivation of the crystal representation by using the former tensor products and charge functions in (5.3.13). We set here $v = q_1 q_3 u$ and this comes from the crystal picture. The melting rule of this crystal is the following as claimed in [66]:

- A blue triangle can be removed if and only if its left and lower arrows are not attached to other atoms.
- A red triangle can be removed if and only if its slope arrow is not attached to other atoms.
- A purple parallelogram can be removed if and only if its left and lower arrow are not attached to other atoms.

The basis of this representation is defined by the tensor product of one-dimensional representations as¹⁴

$$\otimes_{i=1}^N V^{(\ell_1)}((q_1 q_3)^{i-1} u) \ni \otimes_{i=1}^N [(q_1 q_3)^{i-1} u]_{\sigma_i-1} \equiv |\sigma\rangle, \quad \sigma = (\sigma_1, \dots, \sigma_N) \in \mathbb{Z}^N, \tag{5.3.15}$$

where we used the convention in (5.3.9) and Figure 36. The $q_1 q_3$ shift of parameters $(q_1 q_3)^{i-1} u$ ($i = 1, 2, \dots, N$) ensures the melting rule, and this basis forms a submodule (see Figure 37). σ_i here is the number of atoms counted as $1, 2, \dots$ from the right of the border. The shape of the row of the atoms depends on the remainder of $\sigma_i - 1$ after being divided by 3. The poles and zeros are determined by the quotient $r(\sigma_i - 1)$ and the

¹⁴We omit the superscript (3) in the basis $[u]^{(3)}$.

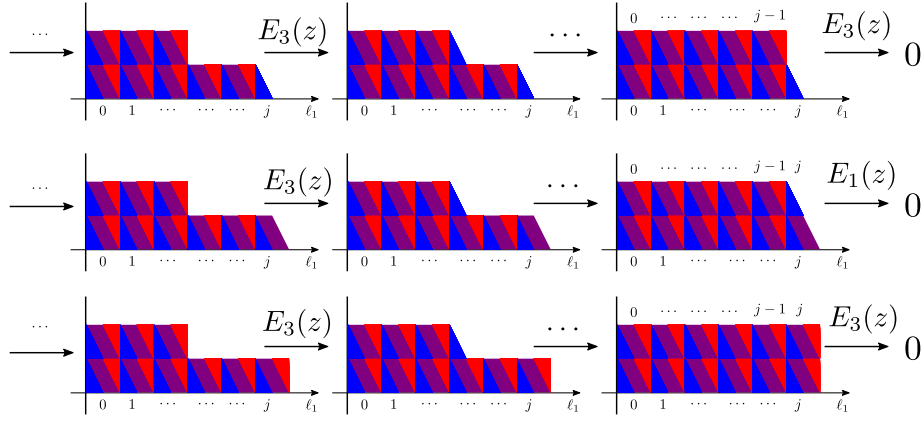


Figure 37: Action of generators on second tensor component of basis of $V^{(\ell_1)}(u) \otimes V^{(\ell_1)}(uq_1q_3)$. Top: When the first component is $[u]_{j,j-1,j-1}$, after acting $E_s(z)$ many times on the second tensor component and increasing the length of it, it will vanish due to $K_3(z) \otimes E_3(z)[u]_{j,j-1,j-1} \otimes [uq_1q_3]_{j-1,j-1,j-1} = 0$. Middle: When the first component is $[u]_{j,j,j-1}$, after acting $E_s(z)$ many times, it will vanish due to $K_1(z) \otimes E_1(z)[u]_{j,j,j-1} \otimes [uq_1q_3]_{j,j-1,j-1} = 0$. Bottom: When the first component is $[u]_{j,j,j}$, after acting $E_s(z)$ many times, it will vanish due to $K_3(z) \otimes E_3(z)[u]_{j,j,j} \otimes [uq_1q_3]_{j,j,j} = 0$.

remainder $s(\sigma_i - 1) \in \{0, 1, 2\}$. The melting rule can be understood in a simple way if we introduce the following conventions:

$$\begin{aligned}
 (\lambda, \tau) &= ((\lambda_1, \tau_1), (\lambda_2, \tau_2), \dots, (\lambda_N, \tau_N)) \in \mathbb{Z}^N \times \mathbb{Z}_3^N, \quad \mathbb{Z}_3 = \{0, 1, 2\} \\
 |\sigma\rangle &= \otimes_{i=1}^N [(q_1q_3)^{i-1}u]_{\sigma_i-1} = \otimes_{i=1}^N [(q_1q_3)^{i-1}u]_{(\lambda_i-1, \tau_i)} = |\lambda, \tau\rangle \\
 r(\sigma_i - 1) &= \lambda_i - 1, \quad s(\sigma_i - 1) = \tau_i
 \end{aligned} \tag{5.3.16}$$

Using this, the melting rule is, for $i < j$

$$\begin{aligned}
 (\lambda_i, 0) &> (\lambda_j, 0), \quad (\lambda_i, 1) > (\lambda_j, 1), \quad (\lambda_i, 2) \geq (\lambda_j, 2), \\
 (\lambda_i, 0) &> (\lambda_i, 1), \quad (\lambda_i, 1) \geq (\lambda_j, 0), \quad (\lambda_i, 0) > (\lambda_i, 2), \\
 (\lambda_i, 2) &\geq (\lambda_j, 0), \quad (\lambda_i, 1) > (\lambda_i, 2), \quad (\lambda_i, 2) \geq (\lambda_j, 1),
 \end{aligned} \tag{5.3.17}$$

where for example $(\lambda_i, \tau_i) > (\lambda_j, \tau_j)$ means $\lambda_i > \lambda_j$.

$\sigma \in \mathbb{Z}^N$ can naturally be embedded into \mathbb{Z}^{N+1} by setting $\sigma_{N+1} = 0$. This is equivalent to embed $(\lambda, \tau) \in \mathbb{Z}^N \times \mathbb{Z}_3^N$ into $\mathbb{Z}^{N+1} \times \mathbb{Z}_3^{N+1}$ by setting $\lambda_{N+1} = 0$ and $\tau_{N+1} = 2$. From now, let us consider the action of the generators on $|\sigma\rangle$ and take the limit $N \rightarrow \infty$. Using the coproduct in (4.3.6) and formally regularizing the products by specifying the order, the

actions can be written as

$$\begin{aligned}
& E_s(z) |\sigma\rangle \\
&= \sum_{i=1}^{\ell(\sigma)+1} (-1)^{|s|(\sum_{l=1}^{i-1} |\sigma_l-1|)} \mathcal{E}_s([(q_1 q_3)^{i-1}]_{\sigma_i-1}) \bar{\delta}_{s, \sigma_i} \prod_{j=1}^{i-1} \left[\Psi_{[(q_1 q_3)^{j-1}]_{\sigma_j-1}}^{(s)}(z) \right]_- \\
&\times \delta \left(\frac{z}{u(q_1 q_3)^{i-1} (q_1^2 q_3^{-1})^{r(\sigma_i)} q_1^{s(\sigma_i)}} \right) |\sigma + \boxed{s}_i\rangle, \tag{5.3.18}
\end{aligned}$$

$$\begin{aligned}
& F_s(z) |\sigma\rangle \\
&= \frac{\phi(q_1^{1-\ell(\sigma)} q_3^{-\ell(\sigma)}; z, u)^{\delta_{s,2}}}{\phi(q_1^{-\ell(\sigma)} q_3^{-\ell(\sigma)}; z, u)^{\delta_{s,3}}} \\
&\times \sum_{i=1}^{\ell(\sigma)} (-1)^{|s|(\sum_{l=1}^{i-1} |\sigma_l-1|)} \mathcal{F}_s([(q_1 q_3)^{i-1} u]_{\sigma_i-1}) \bar{\delta}_{s, \sigma_i-1} \prod_{j=i+1}^{\ell(\sigma)} \left[\Psi_{[(q_1 q_3)^{j-1} u]_{\sigma_j-1}}^{(s)}(z) \right]_+ \\
&\times \delta \left(\frac{z}{u(q_1 q_3)^{i-1} (q_1^2 q_3^{-1})^{r(\sigma_i-1)} q_1^{s(\sigma_i-1)}} \right) |\sigma - \boxed{s}_i\rangle, \tag{5.3.19}
\end{aligned}$$

$$K_s(z) |\sigma\rangle = \frac{\phi(q_1^{1-\ell(\sigma)} q_3^{-\ell(\sigma)}; z, u)^{\delta_{s,2}}}{\phi(q_1^{-\ell(\sigma)} q_3^{-\ell(\sigma)}; z, u)^{\delta_{s,3}}} \prod_{i=1}^{\ell(\sigma)} \Psi_{[(q_1 q_3)^{i-1} u]_{\sigma_i-1}}^{(s)}(z) |\sigma\rangle. \tag{5.3.20}$$

Especially, the action of $K_s(z)$ on the vacuum is

$$K_s(z) |\emptyset\rangle = \frac{\phi(q_1; z, u)^{\delta_{s,2}}}{\phi(1; z, u)^{\delta_{s,3}}} |\emptyset\rangle \tag{5.3.21}$$

as expected in (4.2.5).

5.4 $\mathbb{C}^3/(\mathbb{Z}_2 \times \mathbb{Z}_2)$ and quantum toroidal $D(2, 1; \alpha)$

5.4.1 Definition of the algebra

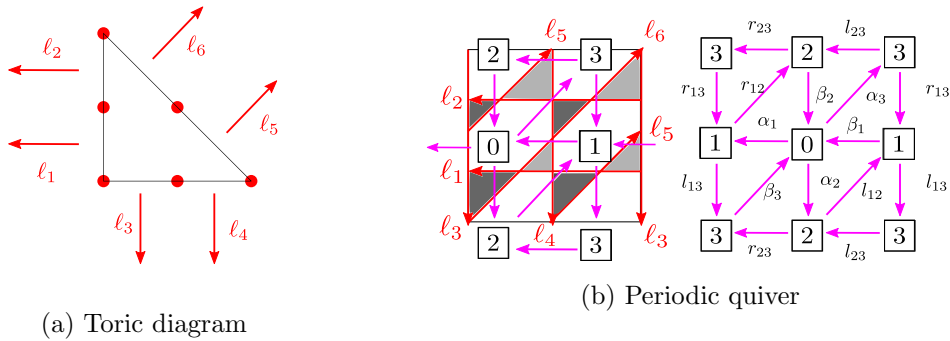
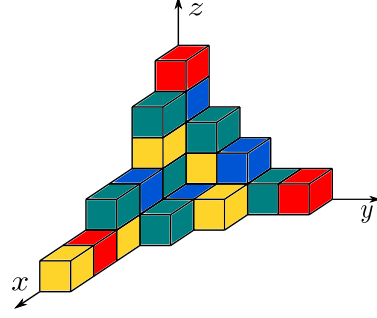
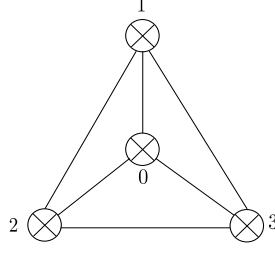
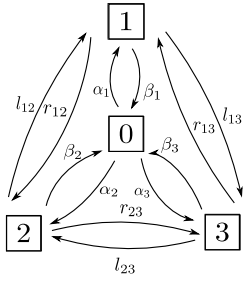


Figure 38: (a) Toric diagram and (b) periodic quiver of $\mathbb{C}^3/(\mathbb{Z}_2 \times \mathbb{Z}_2)$. The left bottom lattice point of the toric diagram is $p_1 = (0, 0)$. Other lattice points are $p_2 = (2, 0)$, $p_3 = (0, 2)$, $p_4 = (1, 0)$, $p_5 = (0, 1)$, and $p_6 = (1, 1)$. External legs are denoted ℓ_i ($i = 1, \dots, 6$).



(a) Quiver diagram and the associated Dynkin diagram.

(b) Three-dimensional crystal.

Figure 39: Quiver diagram, Dynkin diagram, and three-dimensional crystal of $\mathbb{C}^3/(\mathbb{Z}_2 \times \mathbb{Z}_2)$ [62]. The quiver diagram is the same as the Dynkin diagram of the affine superalgebra $\hat{D}(2, 1; \alpha)$ (see Figure 39(a)). The three-dimensional crystal is a plane partition, which is the same as the quantum toroidal \mathfrak{gl}_1 , but the coloring is different. There are four colors: red, blue, yellow, and green. Each of them corresponds to the four vertices of the quiver diagram. The origin box is red.

The quantum toroidal algebra of $\mathbb{C}^3/(\mathbb{Z}_2 \times \mathbb{Z}_2)$ was defined in [62] (see also [77–79]). The toric diagram and periodic quiver is in Figure 38. We denote the six lattice points of the toric diagram as $p_1 = (0, 0)$, $p_2 = (2, 0)$, $p_3 = (0, 2)$, $p_4 = (1, 0)$, $p_5 = (0, 1)$, and $p_6 = (1, 1)$. The external legs of the toric diagram are denoted ℓ_1, \dots, ℓ_6 .

The quiver diagram and three-dimensional crystal obtained from them are in Figure 39. Its shape is the same as the plane partition representation of quantum toroidal \mathfrak{gl}_1 , but the colors of the boxes are different. The boxes are colored with four colors so that no two adjacent boxes have the same color.

Using the periodic quiver (Figure 38(b)), quiver diagram (Figure 39(a)), loop constraint (2.0.3), and vertex constraint (2.0.4) we obtain the following:

$$\begin{aligned} \alpha_1 &= \beta_1 = l_{23} = r_{23} = q_1, \\ \alpha_2 &= \beta_2 = l_{13} = r_{13} = q_2, \\ \alpha_3 &= \beta_3 = l_{12} = r_{12} = q_3, \end{aligned} \tag{5.4.1}$$

with the condition $q_1 q_2 q_3 = 1$. The bond factors are read of

$$\varphi^{i \Rightarrow j}(z, w) = \frac{\phi(q_{ij}; z, w)}{\phi(q_{ij}^{-1}; z, w)}, \tag{5.4.2}$$

where we set

$$q_{ij} = q_{ji} = \begin{cases} q_1 & (i, j) = (0, 1), (2, 3), \\ q_2 & (i, j) = (0, 2), (1, 3), \\ q_3 & (i, j) = (0, 3), (1, 2). \end{cases} \tag{5.4.3}$$

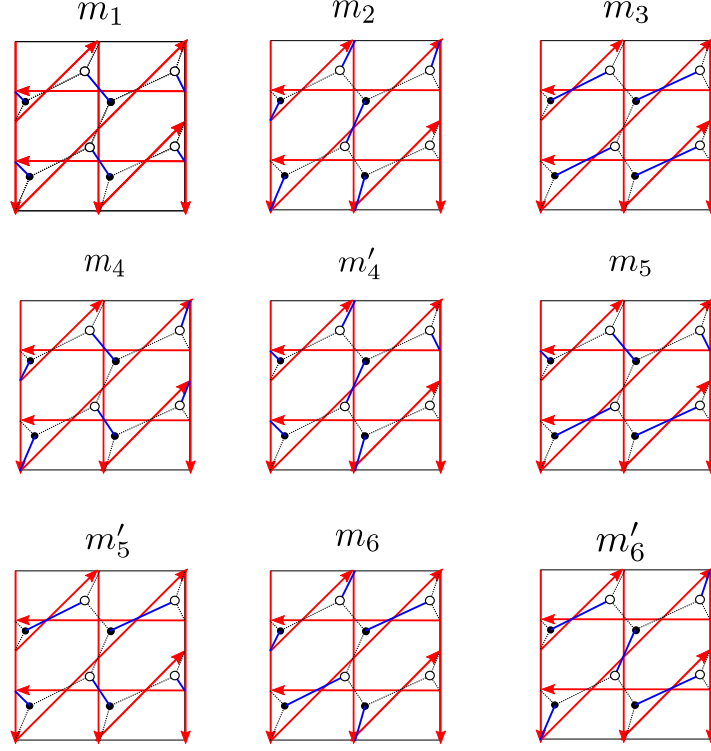
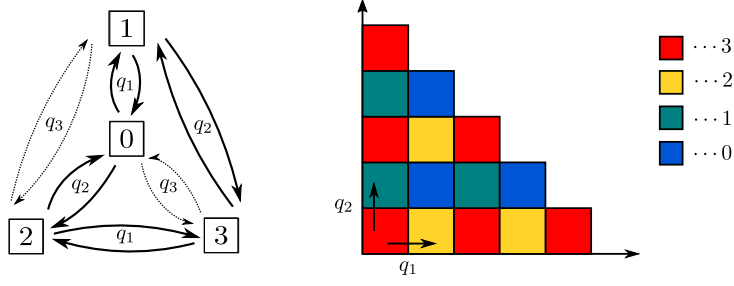


Figure 40: Perfect matchings of $\mathbb{C}^3/(\mathbb{Z}_2 \times \mathbb{Z}_2)$. Perfect matchings m_1, m_2 , and m_3 correspond to corner divisors p_1, p_2 , and p_3 respectively. (m_4, m'_4) are perfect matchings of p_4 , (m_5, m'_5) are perfect matchings of p_5 , and (m_6, m'_6) are perfect matchings of p_6 . We note $m_1 = \{\alpha_3, \beta_3, l_{12}, r_{12}\}$, $m_2 = \{\alpha_1, \beta_1, l_{23}, r_{23}\}$, $m_3 = \{\alpha_2, \beta_2, l_{13}, r_{13}\}$, $m_4 = \{\alpha_1, \alpha_3, l_{12}, r_{23}\}$, $m'_4 = \{\beta_1, \beta_3, l_{23}, r_{12}\}$, $m_5 = \{\alpha_2, \alpha_3, l_{13}, r_{12}\}$, $m'_5 = \{\beta_2, \beta_3, l_{12}, r_{13}\}$, $m_6 = \{\beta_1, \beta_3, l_{23}, r_{12}\}$, and $m'_6 = \{\beta_1, \beta_2, l_{13}, r_{23}\}$.

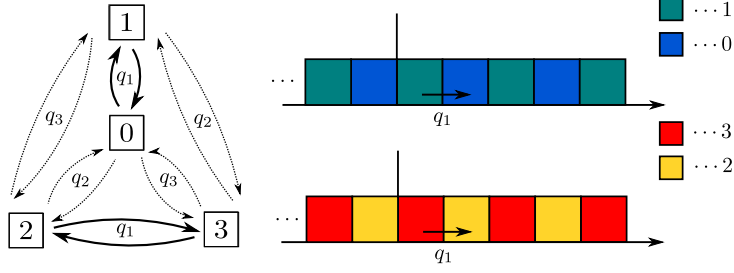
5.4.2 Subquiver and crystal shape

Let us consider the subquiver and two-dimensional crystal of the orbifold $\mathbb{C}^3/(\mathbb{Z}_2 \times \mathbb{Z}_2)$. Perfect matchings of each lattice points are in Figure 40. Since all of the two-dimensional crystals of the corner divisors can be obtained in a similar way, let us focus on corner divisor $p_1 = (0, 0)$. The external legs surrounding the toric divisor are ℓ_1 and ℓ_3 . Since the perfect matching of p_1 is $m_1 = \{\alpha_3, \beta_3, l_{12}, r_{12}\}$, which is unique, the subquiver can be obtained by removing arrows m_1 from the original quiver. The subquiver and crystal shape is as in Figure 41(a). Other subquivers associated with corner divisors p_2 and p_3 can be obtained similarly. They indeed correspond to the (x, y) plane, (y, z) plane, and (z, x) plane of the three dimensional crystal shown in Figure 39(b).

Next, let us consider the one-dimensional crystal representation associated with ℓ_1 and ℓ_2 . ℓ_1 is surrounded by two divisors p_1 and p_5 . For ℓ_1 , the union set of the perfect matchings is $m_1 \cup m_5 \cup m'_5 = \{\alpha_2, \alpha_3, \beta_2, \beta_3, l_{12}, l_{13}, r_{12}, r_{13}\}$. For ℓ_2 , we get the same $m_3 \cup m_5 \cup m'_5 = \{\alpha_2, \alpha_3, \beta_2, \beta_3, l_{12}, l_{13}, r_{12}, r_{13}\}$. After removing arrows $\{\alpha_2, \alpha_3, \beta_2, \beta_3, l_{12}, l_{13}, r_{12}, r_{13}\}$ from the original quiver diagram, we obtain two decoupled subquiver diagrams. They are the



(a) Subquiver and two-dimensional crystal of divisor $p_1 = (0, 0)$. They are obtained by removing arrows $m_1 = \{\alpha_3, \beta_3, l_{12}, r_{12}\}$. We note $\alpha_3 = \beta_3 = l_{12} = r_{12} = q_3$.



(b) Subquiver and one-dimensional crystal associated with external legs ℓ_1 and ℓ_2 . They are obtained by removing arrows $\{\alpha_2, \alpha_3, \beta_2, \beta_3, l_{12}, l_{13}, r_{12}, r_{13}\}$. We note $\alpha_2 = \beta_2 = l_{13} = r_{13} = q_2$ and $\alpha_3 = \beta_3 = l_{12} = r_{12} = q_3$. Two pairs of vertices decouple.

Figure 41: Subquiver and crystal shape of one-dimensional and two-dimensional crystal.

one-dimensional crystal representations associated with the external legs ℓ_1 and ℓ_2 (see Figure 41(b)).

This analysis shows that one-dimensional crystal representations can be obtained by choosing two colors from the four colors and lining boxes with their colors alternately, which means we have 6 types.

5.4.3 One-dimensional crystal representations

Let us construct the one-dimensional crystal representations. These representations can be determined by choosing two vertices of the four vertices as mentioned in the previous subsection. We choose two different numbers a and b ($a, b = 0, 1, 2, 3, a \neq b$). We denote $V^{(a;b)}(u)$ the complex vector space with bases $[u]_j^{(a;b)}$, $j \in \mathbb{Z}$. We picture $[u]_l^{(a;b)}$ as a semi-infinite row of boxes in colors a, b, a, b, a, b, \dots from the divider to the right and continuing the pattern to the left (see Figure 42). The coordinates of each boxes will be labeled $q(\square) = q_{ab}^l$ ($l \in \mathbb{Z}$) where l is counted $0, 1, 2, \dots$ from the right of the border.

We use $\bar{\delta}_{i,j} = \begin{cases} 1 & i \equiv j \pmod{2}, \\ 0 & i \not\equiv j \pmod{2} \end{cases}$.

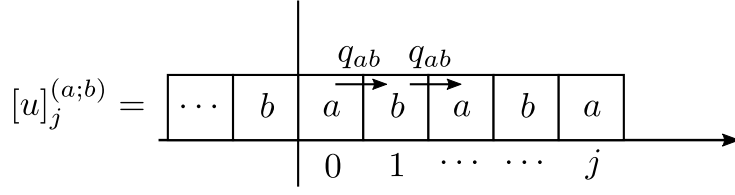


Figure 42: Basis of one-dimensional crystal representation.

The box in $q(\square) = q_{ab}^l$ is color a when $l \equiv 0 \pmod{2}$ and b when $l \equiv 1 \pmod{2}$. The action of the algebra can be written as

$$K_i^\pm(z)[u]_l^{(a;b)} = \left[\Psi_{[u]_l^{(a;b)}}^{(i)}(z) \right]_\pm [u]_l^{(a;b)}, \quad (5.4.4)$$

$$E_a(z)[u]_l^{(a;b)} = \begin{cases} 0 & l \equiv 0, \\ \mathcal{E}_a([u]_l^{(a;b)}) \delta\left(\frac{z}{uq_{ab}^{l+1}}\right) [u]_{l+1}^{(a;b)} & l \equiv 1, \end{cases} \quad (5.4.5)$$

$$E_b(z)[u]_l^{(a;b)} = \begin{cases} \mathcal{E}_b([u]_l^{(a;b)}) \delta\left(\frac{z}{uq_{ab}^{l+1}}\right) [u]_{l+1}^{(a;b)} & l \equiv 0, \\ 0 & l \equiv 1, \end{cases}$$

$$F_a(z)[u]_l^{(a;b)} = \begin{cases} \mathcal{F}_a([u]_l^{(a;b)}) \delta\left(\frac{z}{uq_{ab}^l}\right) [u]_{l-1}^{(a;b)} & l \equiv 0, \\ 0 & l \equiv 1, \end{cases} \quad (5.4.6)$$

$$F_b(z)[u]_l^{(a;b)} = \begin{cases} 0 & l \equiv 0, \\ \mathcal{F}_b([u]_l^{(a;b)}) \delta\left(\frac{z}{uq_{ab}^l}\right) [u]_{l-1}^{(a;b)} & l \equiv 1, \end{cases}$$

$$E_i(z), F_i(z)[u]_l^{(a;b)} = 0 \quad i \neq a, b.$$

Explicit expressions of the coefficients $\mathcal{E}_s([u]_l^{(a;b)})$, $\mathcal{F}_s([u]_l^{(a;b)})$ are omitted. The charge functions can be derived from the KE relation as

$$\Psi_{[u]_{2p+1}^{(a;b)}}^{(i)}(z) = \begin{cases} \frac{1}{\phi(q_{ab}^{-2p-2}; z, u)} & i = a, \\ \frac{1}{\phi(q_{ab}^{-2p-1}; z, u)} & i = b, \\ \phi(q_{bi}q_{ab}^{-2p-1}; z, u) & i \neq a, b, \end{cases}, \quad \Psi_{[u]_{2p}^{(a;b)}}^{(i)}(z) = \begin{cases} \frac{1}{\phi(q_{ab}^{-2p}; z, u)} & i = a, \\ \frac{1}{\phi(q_{ab}^{-2p-1}; z, u)} & i = b, \\ \phi(q_{ai}q_{ab}^{-2p}; z, u) & i \neq a, b, \end{cases} \quad (5.4.7)$$

where we used the loop condition and vertex condition $q_{ai}q_{ab}q_{bi} = 1$ when $i \neq a, b$, during the calculation. We can see that the charge functions do not have the same numbers of poles and zeros, which mean they are representations of shifted quantum toroidal algebra.

The shift parameters are determined as

$$\begin{aligned} r_a &= -1, & r_b &= -1, \\ r_i &= 1, & i &\neq a, b. \end{aligned} \quad (5.4.8)$$

From the above relation, we obtain the following parity condition

$$|[u]_{l+1}^{(a;b)}| - |[u]_l^{(a;b)}| = 1, \quad (5.4.9)$$

where we used $|a| = |b| = 1$.

5.4.4 Two-dimensional crystal representations

Let us construct the two-dimensional representations of the corner divisor $p_1 = (0, 0)$. Other representations of other divisors can be obtained similarly by choosing the one-dimensional crystal representations properly. We can see from Figure 41 that the two-dimensional crystal can be obtained by taking tensor products of $V^{(3;2)}(u)$ and $V^{(1;0)}(v)$. We assign the parities of the vectors of $V^{(3;2)}(u)$ and $V^{(1;0)}(v)$ as the following

$$|[u]_j^{(3;2)}| = \begin{cases} 0 & j \equiv 1 \pmod{2}, \\ 1 & j \equiv 0 \pmod{2}, \end{cases} \quad (5.4.10)$$

$$|[v]_j^{(1;0)}| = \begin{cases} 1 & j \equiv 1 \pmod{2}, \\ 0 & j \equiv 0 \pmod{2}. \end{cases} \quad (5.4.11)$$

We use the notation

$$|j| = \begin{cases} 0, & j \equiv 0 \pmod{2}, \\ 1, & j \equiv 1 \pmod{2}, \end{cases} \quad (5.4.12)$$

and then obtain

$$|[u]_j^{(3;2)}| = |j + 1|, \quad |[v]_j^{(1;0)}| = |j|. \quad (5.4.13)$$

Let us consider the action of $E_s(z)$ on $V^{(3;2)}(u) \otimes V^{(1;0)}(v)$. The bases are $[u]_j^{(3;2)} \otimes [v]_k^{(1;0)}$, where $j, k \in \mathbb{Z}$. We set $v = uq_2$ to form a submodule and satisfy the melting rule. In this case, the melting rule is the same as the Young diagram condition with colors.

To construct two-dimensional crystal representations we need to take infinite tensor products $\otimes_{i=1}^{\infty} (V^{(3;2)}(uq_2^{2i-2}) \otimes V^{(1;0)}(uq_2^{2i-1}))$. The basis of this representation is defined by the tensor product of one-dimensional representations as

$$\begin{aligned} \otimes_{i=1}^N (V^{(3;2)}(uq_2^{2i-2}) \otimes V^{(1;0)}(uq_2^{2i-1})) \ni |\lambda\rangle &= \otimes_{i=1}^N \left([uq_2^{2i-2}]_{\lambda_{2i-1}-1}^{(3;2)} \otimes [uq_2^{2i-1}]_{\lambda_{2i}-1}^{(1;0)} \right), \\ \lambda = (\lambda_1, \lambda_2, \dots, \lambda_{2N-2}, \lambda_{2N-1}) &\in \mathbb{Z}^{2N}, \quad \lambda_1 \geq \lambda_2 \geq \dots \geq \lambda_{2N-2} \geq \lambda_{2N-1}. \end{aligned} \quad (5.4.14)$$

The actions of generators after taking the limit $N \rightarrow \infty$ properly are written as follows (see Appendix G):

$$\begin{aligned}
& E_s(z) |\lambda\rangle \\
&= \sum_{i=1}^{\lfloor \frac{\ell(\lambda)+1}{2} \rfloor} \prod_{l=1}^{i-1} \left[\Psi_{[uq_2^{2l-2}]_{\lambda_{2l-1}-1}}^{(s)(3;2)}(z) \Psi_{[uq_2^{2l-1}]_{\lambda_{2l}-1}}^{(s)(1;0)}(z) \right]_- (-1)^{|s|(\sum_{l=1}^{i-1} (|\lambda_{2l-1}| + |\lambda_{2l}-1|))} \\
&\quad \times \left\{ \mathcal{E}_s \left([uq_2^{2i-2}]_{\lambda_{2i-1}-1}^{(3;2)} \right) (\delta_{s,3} \bar{\delta}_{\lambda_{2i-1},0} + \delta_{s,2} \bar{\delta}_{\lambda_{2i-1},1}) \delta \left(\frac{z}{uq_2^{2i-2} q_1^{\lambda_{2i-1}}} \right) |\lambda + \boxed{s}_{2i-1} \rangle \right. \\
&\quad + (-1)^{|s||\lambda_{2i-1}|} \left[\Psi_{[uq_2^{2i-2}]_{\lambda_{2i-1}-1}}^{(s)(3;2)}(z) \right]_- \mathcal{E}_s \left([uq_2^{2i-1}]_{\lambda_{2i}-1}^{(1;0)} \right) \\
&\quad \times \left. (\delta_{s,1} \bar{\delta}_{\lambda_{2i},0} + \delta_{s,0} \bar{\delta}_{\lambda_{2i},1}) \delta \left(\frac{z}{uq_2^{2i-1} q_1^{\lambda_{2i}}} \right) |\lambda + \boxed{s}_{2i} \rangle \right\} \\
&\quad + \bar{\delta}_{\ell(\lambda),0} \prod_{l=1}^{\frac{\ell(\lambda)}{2}} \left[\Psi_{[uq_2^{2l-2}]_{\lambda_{2l-1}-1}}^{(s)(3;2)}(z) \Psi_{[uq_2^{2l-1}]_{\lambda_{2l}-1}}^{(s)(1;0)}(z) \right]_- (-1)^{|s|(\sum_{l=1}^{\frac{\ell(\lambda)}{2}} (|\lambda_{2l-1}| + |\lambda_{2l}-1|))} \\
&\quad \times \delta_{s,3} \mathcal{E}_s \left([uq_2^{\ell(\lambda)}]_{-1}^{(3;2)} \right) \delta \left(\frac{z}{uq_2^{\ell(\lambda)}} \right) |\lambda + \boxed{s}_{\ell(\lambda)+1} \rangle,
\end{aligned} \tag{5.4.15}$$

$$\begin{aligned}
& F_s(z) |\lambda\rangle \\
&= \sum_{i=1}^{\lfloor \frac{\ell(\lambda)+1}{2} \rfloor} (-1)^{|s|(\sum_{i=1}^{i-1} (|\lambda_{2i-1}| + |\lambda_{2i}-1|))} \beta_s^{(\lfloor \frac{\ell(\lambda)+1}{2} \rfloor)}(z) \prod_{j=i+1}^{\lfloor \frac{\ell(\lambda)+1}{2} \rfloor} \Psi_{[uq_2^{2j-2}]_{\lambda_{2j-1}-1}}^{(s)(3;2)}(z) \Psi_{[uq_2^{2j-1}]_{\lambda_{2j}-1}}^{(s)(1;0)}(z) \\
&\quad \times \left\{ \mathcal{F}_s([uq_2^{2i-2}]_{\lambda_{2i-1}-1}^{(3;2)}) \Psi_{[uq_2^{2i-1}]_{\lambda_{2i}-1}}^{(s)(1;0)}(z) \delta \left(\frac{z}{uq_2^{2i-2} q_1^{\lambda_{2i-1}-1}} \right) \right. \\
&\quad \times (\delta_{s,3} \bar{\delta}_{\lambda_{2i-1},1} + \delta_{s,2} \bar{\delta}_{\lambda_{2i-1},0}) |\lambda - \boxed{s}_{2i-1} \rangle \\
&\quad + (-1)^{|s||\lambda_{2i-1}|} \mathcal{F}_s([uq_2^{2i-1}]_{\lambda_{2i}-1}^{(1;0)}) \delta \left(\frac{z}{uq_2^{2i-1} q_1^{\lambda_{2i}-1}} \right) (\delta_{s,1} \bar{\delta}_{\lambda_{2i},1} + \delta_{s,0} \bar{\delta}_{\lambda_{2i},0}) |\lambda - \boxed{s}_{2i} \rangle \left. \right\},
\end{aligned} \tag{5.4.16}$$

$$K_s(z) |\lambda\rangle = \beta_s^{(\lfloor \frac{\ell(\lambda)+1}{2} \rfloor)}(z) \prod_{i=1}^{\lfloor \frac{\ell(\lambda)+1}{2} \rfloor} \left(\Psi_{[uq_2^{2i-2}]_{\lambda_{2i-1}-1}}^{(s)(3;2)}(z) \Psi_{[uq_2^{2i-1}]_{\lambda_{2i}-1}}^{(s)(1;0)}(z) \right) |\lambda\rangle, \tag{5.4.17}$$

where

$$\begin{aligned}
\beta_0^{(N)}(z) &= q_2^{\frac{N}{2}} \phi(q_1 q_2^{-2N+1}; z, u), & \beta_1^{(N)}(z) &= q_2^{\frac{N}{2}}, \\
\beta_2^{(N)}(z) &= q_2^{-\frac{N}{2}}, & \beta_3^{(N)}(z) &= q_2^{-\frac{N}{2}} \frac{1}{\phi(q_2^{-2N}; z, u)}.
\end{aligned} \tag{5.4.18}$$

Especially, the action on the vacuum is

$$K_s(z) |\emptyset\rangle = \frac{\phi(q_3^{-1}; z, u)^{\delta_{s,0}}}{\phi(1; z, u)^{\delta_{s,3}}} |\emptyset\rangle \quad (5.4.19)$$

as expected in (4.2.5).

6 Conclusion and discussion

We introduced shifted quiver quantum toroidal algebra (shifted QQTA), a generalized version of the QQTA. These algebras are expected to act on subcrystals of the original three-dimensional BPS crystal. Motivated by [64–66], we defined one and two-dimensional subcrystals and showed that they are derived from subquivers of the original quiver diagram. We also showed the relation between the subquiver and perfect matchings.

Shifted QQTA has a generalized Hopf algebra structure: coproduct, counit, and antipode. The generalized coproduct and antipode are maps between algebras with *different* shift parameters. In particular, the coproduct was essential, and we used it to derive one and two-dimensional sub-crystal representations in various examples.

Let us list down possible directions for future work.

- Although we focused on one-dimensional and two-dimensional crystals, it is possible to study general subcrystals and derive their representations from one and two-dimensional crystals we constructed. A general formula was already announced in [60]. Deriving this formula from lower-dimensional crystals might help us understand various truncations of the mother algebra. How to take tensor products to derive general three-dimensional crystals seems to be the difficult part in the $\mathfrak{gl}_m|n$ case. Studying the relation with [14, 15] might help.
- The three-dimensional and two-dimensional crystals have physical interpretations. The three-dimensional crystal is a crystal melting model for D6-D2-D0 branes on a toric Calabi-Yau singularity. The two-dimensional crystal is that for D4-D2-D0 branes, and it is constructed by defining a corner divisor on a toric diagram. The one-dimensional crystal is constructed by removing the union set of two perfect matchings, but its physical interpretation is not clear yet. It should be studied in the near future.
- Similar to our previous paper [62], we mainly focused on the quiver quantum toroidal algebra associated with toric Calabi-Yau manifolds not including compact 4-cycles and when one of the central elements is trivial $C = 1$. As already mentioned there, by modifying the bond factors with (-1) factors and changing the KK relations slightly, we can obtain algebras for CYs including compact 4-cycles. Although we did not derive the representations explicitly in this paper, we can do the same analysis and derive one and two-dimensional crystal representations for general toric CYs.
- The two-dimensional crystal representations are expected to be related to supersymmetric gauge theories including surface operators [80]. The middle subquiver of Figure 29 is the quiver of ALE space [81], while the left and right quivers of Figure 29

are chain-saw quivers [82, 83]. Other subcrystal representations are generalizations of these quivers and should have similar 2d/4d correspondences.

- Studying horizontal representations ($C \neq 1$) [10, 16–24, 70] of shifted QQTA is also one of the studies that must be done. Studying generalized intertwiners [29, 30, 32–51] with shift parameters as $\Phi_{\mathbf{r}, \mathbf{r}'} : (\text{vertical})_{\mathbf{r}} \otimes (\text{horizontal})_{\mathbf{r}'} \rightarrow (\text{horizontal})_{\mathbf{r}+\mathbf{r}'}$ is interesting. Actually the original motivation of this work was to study two-dimensional crystal representations that might enter in the vertical representation part of the intertwiner. The R matrix intertwining representations of different shifted algebras is also an interesting problem [31, 44, 70, 84–87]. All of these studies might help us understand the complete picture of the *algebraic engineering* of supersymmetric gauge theories.

Acknowledgments

The authors thank Koichi Harada and Yutaka Matsuo for useful discussions. GN is supported in part by FoPM, the University of Tokyo. AW is supported in part by JSPS fellowship, MEXT, and JSR Fellowship, the University of Tokyo.

A Convention

In this section, we list down the conventions and few residue formulas we used in this paper. The convention we use is the same with the former paper [62].

$$\begin{aligned}
\phi(a; z, w) &\equiv a^{1/2}z - a^{-1/2}w, \\
\frac{\phi(a; z, w)}{\phi(b; z, w)} &= \frac{a^{1/2}z - a^{-1/2}w}{b^{1/2}z - b^{-1/2}w}, \\
\frac{\phi(a; z, pw)}{\phi(b; z, pw)} &= \frac{\phi(ap^{-1}; z, u)}{\phi(bp^{-1}; z, u)}, \\
\frac{\phi(a; pz, w)}{\phi(b; pz, w)} &= \frac{\phi(ap; z, w)}{\phi(bp; z, w)}.
\end{aligned} \tag{A.0.1}$$

The formal expansion of the delta function is

$$\delta(z) = \sum_{n \in \mathbb{Z}} z^n. \tag{A.0.2}$$

Two formal expansions $[\]_{\pm}$ are defined as

$$\left[\frac{1}{\phi(p; z, w)} \right]_{+} \equiv \frac{1}{p^{1/2}z(1 - p^{-1}w/z)} = \frac{1}{p^{1/2}z} \sum_{n \geq 0} \left(\frac{w}{pz} \right)^n, \tag{A.0.3}$$

$$\left[\frac{1}{\phi(p; z, w)} \right]_{-} \equiv \frac{1}{-p^{-1/2}w(1 - \frac{pz}{w})} = -\frac{1}{p^{-1/2}w} \sum_{n \geq 0} \left(\frac{pz}{w} \right)^n. \tag{A.0.4}$$

Let $f(z)$ be a general rational function. Then $[f(z)]_+$ is a formal expansion of z^{-1} (expanded for $|z| \gg 1$) and $[f(z)]_-$ is an expansion of z (expanded for $|z| \ll 1$). We obtain the following identity:

$$[f(z)]_+ - [f(z)]_- = \sum_{i=1}^d \delta\left(\frac{z}{\alpha_i}\right) \text{Res}_{z=\alpha_i} f(z)^{15}, \quad (\text{A.0.5})$$

where α_i ($i = 1, \dots, d$) are poles of $f(z)$ different from 0, ∞ . As an example, we can obtain the following formula:

$$\begin{aligned} \left[\frac{\phi(p; z, w)}{\phi(q; z, w)} \right]_+ - \left[\frac{\phi(p; z, w)}{\phi(q; z, w)} \right]_- &= \phi(pq^{-1}; 1, 1) \delta\left(\frac{z}{wq^{-1}}\right) \\ &\equiv \text{Res}_{z=wq^{-1}} \frac{\phi(p; z, w)}{\phi(q; z, w)} \delta\left(\frac{z}{q^{-1}w}\right). \end{aligned} \quad (\text{A.0.6})$$

We note

$$[\phi(p; z, w)]_+ - [\phi(p; z, w)]_- = 0. \quad (\text{A.0.7})$$

Other useful formulas are

$$\begin{aligned} &\frac{1}{z^2} \frac{1}{\phi(a; 1, \frac{u}{z}) \phi(b; 1, \frac{u}{z})} - \frac{1}{\phi(a; z, u) \phi(b; z, u)} \\ &= \frac{1}{u} \left\{ \frac{a}{u} \frac{1}{\phi(ba^{-1}; 1, 1)} \delta\left(\frac{u}{az}\right) + \frac{b}{u} \frac{1}{\phi(ab^{-1}; 1, 1)} \delta\left(\frac{u}{bz}\right) \right\}, \end{aligned} \quad (\text{A.0.8})$$

$$\frac{1}{z} \frac{1}{\phi(a; 1, u/z)} - \frac{1}{\phi(a; z, u)} = \frac{a^{\frac{1}{2}}}{u} \delta\left(\frac{u}{az}\right). \quad (\text{A.0.9})$$

B Derivation of shift parameters

Let us derive the shift parameters of the following situation by using the formulas in Appendix A. The Drinfeld currents are defined as $K_i^\pm(z) = \sum_{r \geq 0} K_{i, \pm r}^\pm z^{\mp r}$ and the action on the vacuum configuration is

$$\begin{aligned} z^{r_s} K_s^+(z) |\emptyset\rangle &= \left[\frac{\phi(q_m^{-1}; z, u)^{\delta_{s,b}}}{\phi(1; z, u)^{\delta_{s,a}}} \right]_+ |\emptyset\rangle, \\ K_s^-(z) |\emptyset\rangle &= \left[\frac{\phi(q_m^{-1}; z, u)^{\delta_{s,b}}}{\phi(1; z, u)^{\delta_{s,a}}} \right]_- |\emptyset\rangle. \end{aligned} \quad (\text{B.0.1})$$

We consider the case when $a \neq b$.

When $s = a$, using (A.0.3) and (A.0.4)

$$\left[\frac{1}{\phi(1; z, u)} \right]_+ = \frac{1}{z} \sum_{n \geq 0} \left(\frac{u}{z} \right)^n, \quad (\text{B.0.2})$$

$$\left[\frac{1}{\phi(1; z, u)} \right]_- = -\frac{1}{u} \sum_{n \geq 0} \left(\frac{z}{u} \right)^n. \quad (\text{B.0.3})$$

¹⁵Note that our convention of the residue slightly differs from the original residue. If we use the original residue, the right hand side should be written as $\sum_{i=1}^d \delta\left(\frac{z}{\alpha_i}\right) \text{Res}_{z=\alpha_i} \frac{f(z)}{z}$. They differ by a constant coming from α_i , which is not so important.

Comparing the degrees of z , we need $r_a = -1$, because (B.0.2) is an expansion in $z^{-(n+1)}$ ($n \geq 0$). On the other hand, since (B.0.3) is still an expansion in z^n ($n \geq 0$), we do not need any shift parameter.

When $s = b$, $[\phi(q_m^{-1}; z, u)]_{\pm}$ is a formal expansion of z^n ($n \geq 0$) (a polynomial with z^0 and z^1). Since $z^{r_b} K_b^+(z)$ has modes z^{-r} ($r \geq -r_b$), to match the degrees of both side, we need $r_b = 1$. On the other hand, $K_b^-(z)$ has modes z^r ($r \geq 0$) and we do not need any shift parameter.

Therefore, the shift parameters are determined as

$$r_a = -1, \quad r_b = 1, \quad r_c = 0 \quad (c \neq a, b). \quad (\text{B.0.4})$$

C Brane tiling and quiver gauge theory

In Section 2, the quiver quantum toroidal algebra was defined by a quiver diagram $Q = (Q_0, Q_1, Q_2)$. The quiver diagram is a combination of a set of vertices Q_0 , a set of arrows between vertices Q_1 , and a set of closed loops Q_2 . All of Q_0, Q_1, Q_2 can be constructed from a toric diagram, and all examples in Section 5 also start from a toric diagram. See [56, 61, 62] for more details. In this section, we summarize how to derive the quiver diagram and brane tiling from the toric diagram.

We start with a toric diagram and draw an outward red line perpendicular to each arrow of the toric diagram, which is called the external leg. Physically, each external leg corresponds to an NS5-brane, and its direction means the direction of the NS5-brane.

Brane configuration and periodic quiver diagram Now that we know how many NS5-branes we have and which direction they face, we consider their configuration on a torus \mathbb{T}^2 . This brane configuration drawn on the torus is called brane tiling and was originally invented in [63]. The fundamental region of a torus is expressed by a square region, where the top and bottom, left and right, are identical. We place the red lines corresponding to the external leg on the square region. Because of the constraint on NS5-charge, arbitrary configurations of NS5-branes are not allowed. To describe the constraint, we paint each region white, dark gray, or light gray to indicate the NS5-branes orientation. We paint dark gray if the red boundary lines are all counter-clockwise, light gray if all clockwise, and white otherwise. The constraints on the placement of the red lines are as follows:

- Two lines can intersect, but three or more lines must not intersect at a single point.
- White regions can connect by points, but not by lines.

The configuration of red lines satisfying the above constraints always exists as in Figure 43(b).

Periodic quiver diagram and quiver diagram The white regions in the brane configuration correspond to the vertices in the quiver diagram we obtain later, and we assign

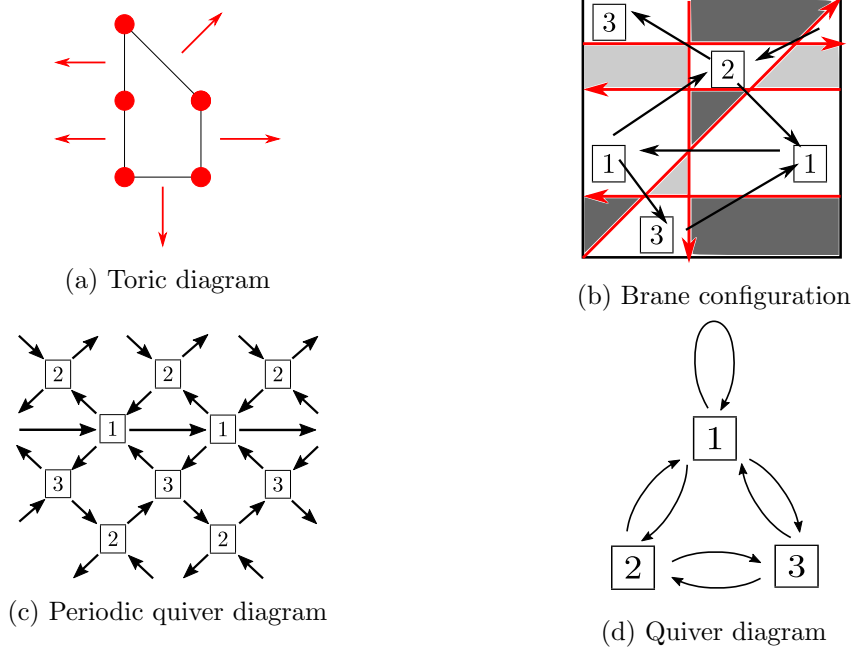


Figure 43: Toric diagram, brane configuration, periodic quiver, and quiver diagram for the Suspended Pinch Point (SPP) singularity. (a) Toric diagram for the SPP. (b) The rectangle is a fundamental domain of the torus \mathbb{T}^2 , and the boundary is identified periodically. The red lines divide the fundamental domain into several domains, and the white regions are assigned vertices of (c) and (d). (c) Periodic quiver diagram obtained by extracting vertices and arrows from the brane configuration. (d) Quiver diagram obtained from the brane configuration.

numbers $1, 2, \dots, |Q_0|$ to each of them. We denote the set of these vertices by Q_0 . In the example of Figure 43,

$$Q_0 = \{1, 2, 3\}. \quad (\text{C.0.1})$$

Next, to obtain the arrows in the quiver diagram, we connect all neighboring white regions with arrows. The orientation of the arrows is chosen so that the dark (resp. light) gray region is always on the right (resp. left) of the arrowhead. We denote the set of these arrows by Q_1 . In the example of Figure 43,

$$Q_1 = \{1 \rightarrow 1, 1 \rightarrow 2, 1 \rightarrow 3, 2 \rightarrow 1, 2 \rightarrow 3, 3 \rightarrow 1, 3 \rightarrow 2\}. \quad (\text{C.0.2})$$

There may be some arrows whose two ends are identical, and in such cases, we distinguish them by adding an extra index over the arrow as $i \xrightarrow{a} j$. By extracting such vertices and arrows from the brane configuration and considering the periodic boundary condition, we obtain the periodic quiver diagram as in Figure 43(c). One may call the brane configuration the periodic quiver diagram because we can obtain the latter easily from the former. Sets Q_0 and Q_1 are not enough to explain the shape of the periodic quiver diagram. The loops contained in the periodic quiver diagram characterize its shape, so we denote the set of

loops as Q_2 . In the example of Figure 43, the loops $1 \rightarrow 1 \rightarrow 3 \rightarrow 1$ is expressed as $1 \rightarrow 1 \rightarrow 3$, and Q_2 are as following:

$$Q_2 = \{1 \rightarrow 1 \rightarrow 2, 1 \rightarrow 1 \rightarrow 3, 1 \rightarrow 2 \rightarrow 3 \rightarrow 2, 1 \rightarrow 3 \rightarrow 2 \rightarrow 3\}. \quad (\text{C.0.3})$$

We can also say that the faces (dark and light gray regions) of the brane tiling are identified with these loops.

By these procedures, we obtain the combination (Q_0, Q_1, Q_2) . The information of Q_0 and Q_1 can be expressed more simply, and it is (also) called quiver diagram. In the quiver diagram, we write the vertices of Q_0 and then connect them by arrows of Q_1 as in Figure 43(d).

In the gauge theory language, elements in Q_0, Q_1 correspond to gauge groups and bifundamental chiral fields, respectively. Elements of Q_2 determine the superpotential of the quiver gauge theory, which is an essential element in determining the theory. The general formula for the superpotential is

$$W = \sum_{F: \text{light gray face}} \text{Tr}(\prod_{e \in F} X_e) - \sum_{\tilde{F}: \text{dark gray face}} \text{Tr}(\prod_{e \in \tilde{F}} X_e), \quad (\text{C.0.4})$$

where F, \tilde{F} are elements in Q_2 . The sign in front of each term is just a convention we will use in this paper.

D The well-definedness of the generalized coproduct for shifted QQTA

Since the generalized coproduct (4.3.2) is crucial in deriving representations, let us check this map is well-defined. The nontrivial part is the EF relation. We use the original expression (without the tilde) because it is easy to keep track of the shift parameters. In this notation, the coproduct of (4.3.2) is

$$\begin{aligned} \Delta_{\mathbf{r}, \mathbf{r}'} E_i(z) &= E_i(z) \otimes 1 + K_i^-(z) \otimes E_i(z), \\ \Delta_{\mathbf{r}, \mathbf{r}'} F_i(z) &= F_i(z) \otimes z^{r'_i} K_i^+(z) + 1 \otimes F_i(z), \\ \Delta_{\mathbf{r}, \mathbf{r}'} K_i^+(z) &= K_i^+(z) \otimes K_i^+(z), \\ \Delta_{\mathbf{r}, \mathbf{r}'} K_i^-(z) &= K_i^-(z) \otimes K_i^-(z). \end{aligned} \quad (\text{D.0.1})$$

What we want to prove is

$$\Delta_{\mathbf{r}, \mathbf{r}'}([E_i(z), F_j(w)]) = \delta_{i,j} \delta\left(\frac{w}{z}\right) \left(z^{r_i + r'_i} \Delta_{\mathbf{r}, \mathbf{r}'}(K_i^+(z)) - \Delta_{\mathbf{r}, \mathbf{r}'}(K_i^-(z)) \right). \quad (\text{D.0.2})$$

Let us calculate the left hand side. From

$$\begin{aligned} &\Delta_{\mathbf{r}, \mathbf{r}'}(E_i(z)) \Delta_{\mathbf{r}, \mathbf{r}'}(F_j(w)) \\ &= E_i(z) F_j(w) \otimes w^{r'_j} K_j^+(w) + E_i(z) \otimes F_j(w) \\ &\quad + (-1)^{|i||j|} K_i^-(z) F_j(w) \otimes w^{r'_j} E_i(z) K_j^+(w) + K_i^-(z) \otimes E_i(z) F_j(w), \\ &\quad - (-1)^{|i||j|} \Delta_{\mathbf{r}, \mathbf{r}'}(F_j(w)) \Delta(E_i(z)) \\ &= -(-1)^{|i||j|} \left(F_j(w) E_i(z) \otimes w^{r'_j} K_j^+(w) + (-1)^{|i||j|} E_i(z) \otimes F_j(w) \right. \\ &\quad \left. + F_j(w) K_i^-(z) \otimes w^{r'_i} K_i^+(w) E_i(z) + K_i^-(z) \otimes F_j(w) E_i(z) \right), \end{aligned} \quad (\text{D.0.3})$$

and (4.2.1), we obtain

$$\begin{aligned}
\Delta_{\mathbf{r},\mathbf{r}'}([E_i(z), F_j(w)]) &= [E_i(z), F_j(w)] \otimes w^{r'_j} K_j^+(w) + K_i^-(z) \otimes [E_i(z), F_j(w)] \\
&= \delta_{i,j} \delta\left(\frac{w}{z}\right) \left(z^{r_i} K_i^+(z) \otimes w^{r'_j} K_j^+(w) - K_i^-(z) \otimes w^{r'_j} K_j^+(w) \right. \\
&\quad \left. + K_i^-(z) \otimes z^{r'_i} K_i^+(z) - K_i^-(z) \otimes K_i^-(z) \right) \\
&= \delta_{i,j} \delta\left(\frac{w}{z}\right) \left(z^{r_i+r'_i} K_i^+(z) \otimes K_i^+(z) - K_i^-(z) \otimes K_i^-(z) \right) \\
&= \delta_{i,j} \delta\left(\frac{w}{z}\right) \left(z^{r_i+r'_i} \Delta_{\mathbf{r},\mathbf{r}'}(K_i^+(z)) - \Delta_{\mathbf{r},\mathbf{r}'}(K_i^-(z)) \right).
\end{aligned} \tag{D.0.4}$$

E Quantum toroidal \mathfrak{gl}_n ($n \geq 2$)

We show other examples not presented in the main text of section 5.2. See section 5.2 for figures and formulas. Note that in this section, the Kronecker delta $\bar{\delta}_{i,j}$ is defined as

$$\bar{\delta}_{i,j} = \begin{cases} 1, & i \equiv j \pmod{n} \\ 0, & i \not\equiv j \pmod{n} \end{cases}. \tag{E.0.1}$$

E.1 One-dimensional crystals

E.1.1 One-dimensional crystal ℓ_2

This is also the representation derived in [12]. The crystal shape is in the middle of Figure 30. The origin atom is colored with k . Other boxes are colored $k, k+1, \dots$ from the right of the border and periodically extended left to the border. We also consider the sub-index modulo n . The basis $[u]_j^{(k)}$ also can be illustrated as a semi-infinite row of boxes where there are $j+1$ boxes right to the border. The boxes are numbered $0, 1, \dots, j$ from the right of the border as in the crystal associated with ℓ_1 in section 5.2.3 but the coloring is different. The vector space is denoted $V^{(\ell_2)}(u)$.

The actions of generators can be written as

$$\begin{aligned}
E_s(z)[u]_j^{(k)} &= \mathcal{E}_s([u]_j^{(k)}) \delta\left(\frac{z}{uq_3^{j+1}}\right) \bar{\delta}_{k+j+1,s} [u]_{j+1}^{(k)}, \\
F_s(z)[u]_j^{(k)} &= \mathcal{F}_s([u]_j^{(k)}) \delta\left(\frac{z}{uq_3^j}\right) \bar{\delta}_{k+j,s} [u]_{j-1}^{(k)}, \\
K_s^\pm(z)[u]_j^{(k)} &= \left[\Psi_{[u]_j^{(k)}}^{(s)}(z) \right]_\pm [u]_j^{(k)}.
\end{aligned} \tag{E.1.1}$$

By the recursion formula of $\Psi_{[u]_j^{(k)}}^{(a)}(z)$ obtained from (4.3.1) and the pole cancellation similar to (3.2.14), we obtain

$$\Psi_{[u]_j^{(k)}}^{(a)}(z) = \left(\frac{\phi(q_1 q_3^{-j}; z, u)}{\phi(q_3^{-1-j}; z, u)} \right)^{\bar{\delta}_{k+j,a-1}} \left(\frac{\phi(q_1^{-1} q_3^{-j-1}; z, u)}{\phi(q_3^{-j}; z, u)} \right)^{\bar{\delta}_{k+j,a}}. \tag{E.1.2}$$

This is also a representation of the unshifted quantum toroidal \mathfrak{gl}_n and the shift parameter is

$$\mathbf{r} = (0, \dots, 0) \in \mathbb{Z}^n. \quad (\text{E.1.3})$$

E.1.2 One-dimensional crystal ℓ_{k+3}

Let us consider the representation whose crystal picture is the right of Figure 30. $[u]_j^{(k)}$ here denotes a semi-infinite row of boxes with $j + 1$ boxes right to the border as section 5.2.3 and Appendix E.1.1, but the coloring is different. In this case, all of the boxes have the same color k as the origin. This representation seems to be not studied in the previous literature.

The action of the generators can be written as

$$\begin{aligned} E_s(z)[u]_j^{(k)} &= \mathcal{E}_s([u]_j^{(k)}) \delta \left(\frac{z}{uq_2^{j+1}} \right) \bar{\delta}_{s,k}[u]_{j+1}^{(k)}, \\ F_s(z)[u]_j^{(k)} &= \mathcal{F}_s([u]_j^{(k)}) \delta \left(\frac{z}{uq_2^j} \right) \bar{\delta}_{s,k}[u]_{j-1}^{(k)}, \\ K_s^\pm(z)[u]_j^{(k)} &= \left[\Psi_{[u]_j^{(k)}}^{(s)}(z) \right]_\pm [u]_j^{(k)}. \end{aligned} \quad (\text{E.1.4})$$

By using an analogue of (3.2.3), we obtain

$$\Psi_{[u]_j^{(k)}}^{(a)}(z) = \frac{\phi(q_2^{-j}q_3; z, u)^{\bar{\delta}_{a,k-1}} \phi(q_1q_2^{-j}; z, u)^{\bar{\delta}_{a,k+1}}}{\phi(q_2^{-1-j}; z, u)^{\bar{\delta}_{a,k}} \phi(q_2^{-j}; z, u)^{\bar{\delta}_{a,k}}}. \quad (\text{E.1.5})$$

Compared to the cases in section 5.2.3 and Appendix E.1.1, the charge function have different number of zeros and poles, and thus this is a representation of the shifted quantum toroidal algebra with shift parameters

$$\begin{aligned} r_k &= -2, \quad r_{k\pm 1} = 1, \\ r_i &= 0 \quad (i \neq k, k \pm 1). \end{aligned} \quad (\text{E.1.6})$$

Note that when $n = 2$, because of $k - 1 \equiv k + 1 \pmod{2}$, this should be understood as

$$r_k = -2, \quad r_{k+1} = 2, \quad (\text{E.1.7})$$

where the subindex is understood modulo 2.

E.2 Two-dimensional crystal representations

E.2.1 Two-dimensional crystal of $p_2 = (1, 0)$

The crystal shape and subquiver of this representation is in the middle of Figure 29. The basis of this representation is defined by the tensor product of one-dimensional representations as

$$\otimes_{i=1}^N V^{(\ell_1)}(uq_2^{-i+1}) \ni |\lambda\rangle = \otimes_{i=1}^N [uq_2^{-i+1}]_{\lambda_i - i}^{(k)}, \quad \lambda_1 \geq \lambda_2 \geq \dots \quad (\text{E.2.1})$$

and we take the limit $N \rightarrow \infty$. This basis forms a submodule. Almost all is the same as section 5.2.4, but we note that the shift of parameters is q_2^{-1} , not q_2 . The actions of generators are written as

$$\begin{aligned}
E_s(z) |\lambda\rangle &= \sum_{i=1}^{\ell(\lambda)+1} \prod_{j=1}^{i-1} \left[\Psi_{[uq_2^{-j+1}]_{\lambda_j-j}}^{(s)}(z) \right]_- \mathcal{E}_s \left([uq_2^{-i+1}]_{\lambda_i-i}^{(k)} \right) \\
&\quad \times \delta \left(\frac{z}{uq_2^{-i+1}q_1^{\lambda_i-i+1}} \right) \bar{\delta}_{k-\lambda_i+i-1,s} |\lambda + \boxed{s}_i\rangle, \\
K_s(z) |\lambda\rangle &= \frac{\phi(q_2^{-1}q_3^{-\ell(\lambda)}; z, u)^{\bar{\delta}_{k,s-\ell(\lambda)}}}{\phi(q_3^{-\ell(\lambda)}; z, u)^{\bar{\delta}_{k,s-\ell(\lambda)}}} \prod_{i=1}^{\ell(\lambda)} \Psi_{[uq_2^{-i+1}]_{\lambda_i-i}}^{(s)}(z) |\lambda\rangle, \\
F_s(z) |\lambda\rangle &= \frac{\phi(q_2^{-1}q_3^{-\ell(\lambda)}; z, u)^{\bar{\delta}_{k,s-\ell(\lambda)}}}{\phi(q_3^{-\ell(\lambda)}; z, u)^{\bar{\delta}_{k,s-\ell(\lambda)}}} \sum_{i=1}^{\ell(\lambda)} \prod_{j=i+1}^{\ell(\lambda)} \left[\Psi_{[uq_2^{-j+1}]_{\lambda_j-j}}^{(s)}(z) \right]_+ \\
&\quad \times \mathcal{F}_s \left([uq_2^{-i+1}]_{\lambda_i-i}^{(k)} \right) \bar{\delta}_{k-\lambda_i+i,s} \delta \left(\frac{z}{uq_2^{-i+1}q_1^{\lambda_i-i}} \right) |\lambda - \boxed{s}_i\rangle,
\end{aligned} \tag{E.2.2}$$

where we used

$$\prod_{i=\ell(\lambda)+1}^{\infty} \Psi_{[uq_2^{-i+1}]_{\lambda_i-i}}^{(s)}(z) = \frac{\phi(q_2^{-1}q_3^{-\ell(\lambda)}; z, u)^{\bar{\delta}_{k,s-\ell(\lambda)}}}{\phi(q_3^{-\ell(\lambda)}; z, u)^{\bar{\delta}_{k,s-\ell(\lambda)}}}, \tag{E.2.3}$$

which comes from an analogue of (3.2.14). Especially, the action of $K_s(z)$ on the vacuum is

$$K_s(z) |\emptyset\rangle = \left(\frac{\phi(q_2^{-1}; z, u)}{\phi(1; z, u)} \right)^{\bar{\delta}_{k,s}} \tag{E.2.4}$$

as expected in (4.2.5). This is a representation of the unshifted quantum toroidal algebra \mathfrak{gl}_n and the shift parameter is

$$\mathbf{r} = (0, \dots, 0) \in \mathbb{Z}^n. \tag{E.2.5}$$

We note these equations are true even for the $n = 2$ case.

E.2.2 Two-dimensional crystal of $p_3 = (0, n)$

The crystal shape and subquiver of this representation is in the right of Figure 29. We consider the action of the algebra on $V^{(\ell_2)}(u) \otimes V^{(\ell_2)}(v)$. The basis of this representation is defined as

$$\otimes_{i=1}^N V^{(\ell_2)}(uq_2^{i-1}) \ni |\lambda\rangle = \otimes_{i=1}^N [uq_2^{i-1}]_{\lambda_i-1}^{(k)}. \quad \lambda_1 \geq \lambda_2 \geq \dots \tag{E.2.6}$$

It forms a submodule, and we take the limit $N \rightarrow \infty$. The actions of generators are written as

$$\begin{aligned}
E_s(z) |\lambda\rangle &= \sum_{i=1}^{\ell(\lambda)+1} \prod_{j=1}^{i-1} \left[\Psi_{[uq_2^{j-1}]_{\lambda_j-1}}^{(s)}(z) \right]_- \mathcal{E}_s \left([uq_2^{i-1}]_{\lambda_i-1}^{(k)} \right) \\
&\quad \times \delta \left(\frac{z}{uq_2^{i-1}q_3^{\lambda_i}} \right) \bar{\delta}_{k+\lambda_i,s} |\lambda + \boxed{s}_i\rangle, \\
K_s(z) |\lambda\rangle &= \frac{\phi(q_1^{-1}q_2^{-\ell(\lambda)}; z, u)^{\bar{\delta}_{k,s+1}}}{\phi(q_2^{-\ell(\lambda)}; z, u)^{\bar{\delta}_{k,s}}} \prod_{i=1}^{\ell(\lambda)} \Psi_{[uq_2^{i-1}]_{\lambda_i-1}}^{(s)}(z) |\lambda\rangle, \\
F_s(z) |\lambda\rangle &= \frac{\phi(q_1^{-1}q_2^{-\ell(\lambda)}; z, u)^{\bar{\delta}_{k,s+1}}}{\phi(q_2^{-\ell(\lambda)}; z, u)^{\bar{\delta}_{k,s}}} \sum_{i=1}^{\ell(\lambda)} \prod_{j=i+1}^{\ell(\lambda)} \left[\Psi_{[uq_2^{j-1}]_{\lambda_j-1}}^{(s)}(z) \right]_+, \\
&\quad \times \mathcal{F}_s \left([uq_2^{i-1}]_{\lambda_i-1}^{(k)} \right) \bar{\delta}_{k+\lambda_i-1,s} \delta \left(\frac{z}{uq_2^{i-1}q_3^{\lambda_i-1}} \right) |\lambda - \boxed{s}_i\rangle
\end{aligned} \tag{E.2.7}$$

where we used an analogue of (3.2.14). Especially, the action of $K_s(z)$ on the vacuum is

$$K_s(z) |\emptyset\rangle = \frac{\phi(q_1^{-1}; z, u)^{\bar{\delta}_{k,s+1}}}{\phi(1; z, u)^{\bar{\delta}_{k,s}}} |\emptyset\rangle \tag{E.2.8}$$

as expected in (4.2.5). The shift is

$$r_{k-1} = 1, \quad r_k = -1, \quad r_i = 0 \quad (i \neq k, k-1). \tag{E.2.9}$$

We note this representation is also true for the $n = 2$ case.

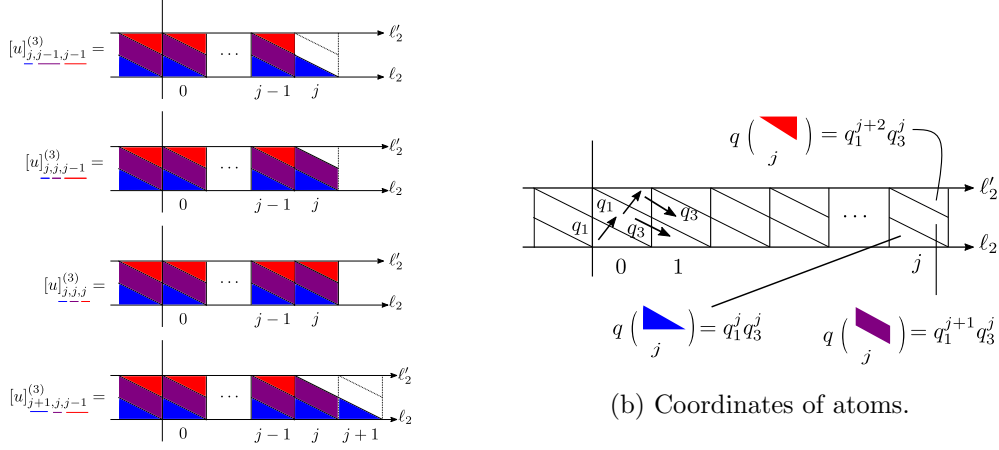
F Quantum toroidal $\mathfrak{gl}_{2|1}$

In this section, we construct other examples of the subcrystal representations defined in section 5.3. The subquiver and crsytal picture are illustrated in Figure 33 and Figure 34.

F.1 One-dimensional crystal representations

F.1.1 One-dimensional crystal ℓ_2

Let us consider the crystal associated with the external leg ℓ_2 . The subquiver and shape of the crystal are illustrated in Figure 34(b). We denote $V^{(\ell_2)}(u)$ to be a complex vector space with four types of bases $[u]_{j,j-1,j-1}^{(3)}$, $[u]_{j,j,j-1}^{(3)}$, $[u]_{j,j,j}^{(3)}$ and $[u]_{j+1,j,j-1}^{(3)}$, where $j \in \mathbb{Z}$. The basis can be pictured as Figure 44(a). We have a semi-infinite row of boxes with coordinates counted 0,1,2,... from the border and extended to the left of the border. We have three types of atoms in each box: blue triangle, purple parallelogram, and red triangle. The subscripts of the vectors are the coordinates of the rightest box in which the three types of atoms are. The first subscript is the index for the blue triangle, the second is for the purple parallelogram, and the third is for the red triangle. We can assign coordinates to the atoms as Figure 44(b).



(a) Basis of one-dimensional crystal representation ℓ_2 .

Figure 44: Basis and coordinates of the one-dimensional crystal representation ℓ_2 .

Since $K_i(z)$ acts diagonally we obtain

$$K_i^\pm(z) \begin{cases} [u]_{j,j-1,j-1}^{(3)} \\ [u]_{j,j,j-1}^{(3)} \\ [u]_{j,j,j}^{(3)} \\ [u]_{j+1,j,j-1}^{(3)} \end{cases} = \begin{cases} [\Psi_{[u]_{j,j-1,j-1}^{(3)}}^{(i)}(z)] \pm [u]_{j,j-1,j-1}^{(3)} \\ [\Psi_{[u]_{j,j,j-1}^{(3)}}^{(i)}(z)] \pm [u]_{j,j,j-1}^{(3)} \\ [\Psi_{[u]_{j,j,j}^{(3)}}^{(i)}(z)] \pm [u]_{j,j,j}^{(3)} \\ [\Psi_{[u]_{j+1,j,j-1}^{(3)}}^{(i)}(z)] \pm [u]_{j+1,j,j-1}^{(3)}. \end{cases} \quad (\text{F.1.1})$$

For the actions of $E_i(z)$ and $F_i(z)$, the non-vanishing contributions are

$$\begin{aligned} E_1(z)[u]_{j,j-1,j-1}^{(3)} &= \mathcal{E}_1([u]_{j,j-1,j-1}^{(3)}) \delta \left(\frac{z}{u q_1^{j+1} q_3^j} \right) [u]_{j,j,j-1}^{(3)}, \\ E_2(z) \begin{cases} [u]_{j,j,j-1}^{(3)} \\ [u]_{j+1,j,j-1}^{(3)} \end{cases} &= \begin{cases} \mathcal{E}_2([u]_{j,j,j-1}^{(3)}) \delta \left(\frac{z}{u q_1^{j+2} q_3^j} \right) [u]_{j,j,j}^{(3)}, \\ \mathcal{E}_2([u]_{j+1,j,j-1}^{(3)}) \delta \left(\frac{z}{u q_1^{j+2} q_3^j} \right) [u]_{j+1,j,j}^{(3)}, \end{cases} \\ E_3(z) \begin{cases} [u]_{j,j,j-1}^{(3)} \\ [u]_{j,j,j}^{(3)} \end{cases} &= \begin{cases} \mathcal{E}_3([u]_{j,j,j-1}^{(3)}) \delta \left(\frac{z}{u q_1^{j+1} q_3^{j+1}} \right) [u]_{j+1,j,j-1}^{(3)}, \\ \mathcal{E}_3([u]_{j,j,j}^{(3)}) \delta \left(\frac{z}{u q_1^{j+1} q_3^{j+1}} \right) [u]_{j+1,j,j}^{(3)}, \end{cases} \end{aligned} \quad (\text{F.1.2})$$

$$\begin{aligned}
F_1(z)[u]_{j,j,j-1}^{(3)} &= \mathcal{F}_1([u]_{j,j,j-1}^{(3)})\delta\left(\frac{z}{uq_1^{j+1}q_3^j}\right)[u]_{j,j-1,j-1}^{(3)}, \\
F_2(z)\begin{cases} [u]_{j,j-1,j-1}^{(3)} \\ [u]_{j,j,j}^{(3)} \end{cases} &= \begin{cases} \mathcal{F}_2([u]_{j,j-1,j-1}^{(3)})\delta\left(\frac{z}{uq_1^{j+1}q_3^{j-1}}\right)[u]_{j,j-1,j-2}^{(3)}, \\ \mathcal{F}_2([u]_{j,j,j}^{(3)})\delta\left(\frac{z}{uq_1^{j+2}q_3^j}\right)[u]_{j,j,j-1}^{(3)}, \end{cases} \\
F_3(z)\begin{cases} [u]_{j,j-1,j-1}^{(3)} \\ [u]_{j+1,j,j-1}^{(3)} \end{cases} &= \begin{cases} \mathcal{F}_3([u]_{j,j-1,j-1}^{(3)})\delta\left(\frac{z}{uq_1^jq_3^j}\right)[u]_{j-1,j-1,j-1}^{(3)}, \\ \mathcal{F}_3([u]_{j+1,j,j-1}^{(3)})\delta\left(\frac{z}{uq_1^{j+1}q_3^{j+1}}\right)[u]_{j,j,j-1}^{(3)}. \end{cases}
\end{aligned} \tag{F.1.3}$$

The parity conditions are

$$\begin{aligned}
|[u]_{j,j,j-1}^{(3)}| &= |[u]_{j,j-1,j-1}^{(3)}|, \quad |[u]_{j,j,j}^{(3)}| = |[u]_{j,j,j-1}^{(3)}| + 1, \\
|[u]_{j+1,j,j}^{(3)}| &= |[u]_{j+1,j,j-1}^{(3)}| + 1, \quad |[u]_{j+1,j,j-1}^{(3)}| = |[u]_{j,j,j-1}^{(3)}| + 1, \\
|[u]_{j+1,j,j}^{(3)}| &= |[u]_{j,j,j}^{(3)}| + 1
\end{aligned} \tag{F.1.4}$$

Other actions vanish. The coefficients written in \mathcal{E}_s , \mathcal{F}_s are nonzero coefficients that can be derived from the defining relations of the algebra. They are not necessary, so we do not write down the explicit formulas. These actions of the generators of the algebra can be summarized as Figure 45. The charge function can be derived by using the KE relations and we obtain:

$$\begin{aligned}
\Psi_{[u]_{j+1,j,j}^{(3)}}^{(1)}(z) &= \frac{\phi(q_1^{-j-1}q_3^{-j}; z, u)}{\phi(q_1^{-j-2}q_3^{-1-j}; z, u)}, \quad \Psi_{[u]_{j,j,j-1}^{(3)}}^{(1)}(z) = \frac{\phi(q_1^{-j-2}q_3^{-j-1}; z, u)}{\phi(q_3^{-j}q_1^{-j-1}; z, u)}, \\
\Psi_{[u]_{j+1,j,j-1}^{(3)}}^{(1)}(z) &= \Psi_{[u]_{j,j,j}^{(3)}}^{(1)}(z) = 1, \\
\Psi_{[u]_{j+1,j,j}^{(3)}}^{(2)}(z) &= \frac{\phi(q_3^{-j-2}q_1^{-j-1}; z, u)}{\phi(q_1^{-j-2}q_3^{-j}; z, u)}, \quad \Psi_{[u]_{j,j,j-1}^{(3)}}^{(2)}(z) = \frac{\phi(q_1^{-j}q_3^{-j-1}; z, u)}{\phi(q_1^{-j-2}q_3^{-j}; z, u)}, \\
\Psi_{[u]_{j+1,j,j-1}^{(3)}}^{(2)}(z) &= \frac{\phi(q_1^{-j-1}q_3^{-j-2}; z, u)}{\phi(q_1^{-j-2}q_3^{-j}; z, u)}, \quad \Psi_{[u]_{j,j,j}^{(3)}}^{(2)}(z) = \frac{\phi(q_1^{-j}q_3^{-j-1}; z, u)}{\phi(q_1^{-j-2}q_3^{-j}; z, u)}, \\
\Psi_{[u]_{j+1,j,j}^{(3)}}^{(3)}(z) &= \frac{\phi(q_1^{-3-j}q_3^{-j}; z, u)}{\phi(q_1^{-j-1}q_3^{-j-1}; z, u)}, \quad \Psi_{[u]_{j,j,j-1}^{(3)}}^{(3)}(z) = \frac{\phi(q_1^{-j-2}q_3^{-j+1}; z, u)}{\phi(q_1^{-j-1}q_3^{-j-1}; z, u)}, \\
\Psi_{[u]_{j+1,j,j-1}^{(3)}}^{(3)}(z) &= \frac{\phi(q_1^{-j-2}q_3^{-j+1}; z, u)}{\phi(q_3^{-1-j}q_1^{-j-1}; z, u)}, \quad \Psi_{[u]_{j,j,j}^{(3)}}^{(3)}(z) = \frac{\phi(q_1^{-3-j}q_3^{-j}; z, u)}{\phi(q_1^{-j-1}q_3^{-j-1}; z, u)}.
\end{aligned} \tag{F.1.5}$$

As one can see, the charge functions have the same number of zeros and poles, which means this is a representation of the unshifted quantum toroidal algebra. The shift parameters are determined as

$$r_1 = r_2 = r_3 = 0. \tag{F.1.6}$$

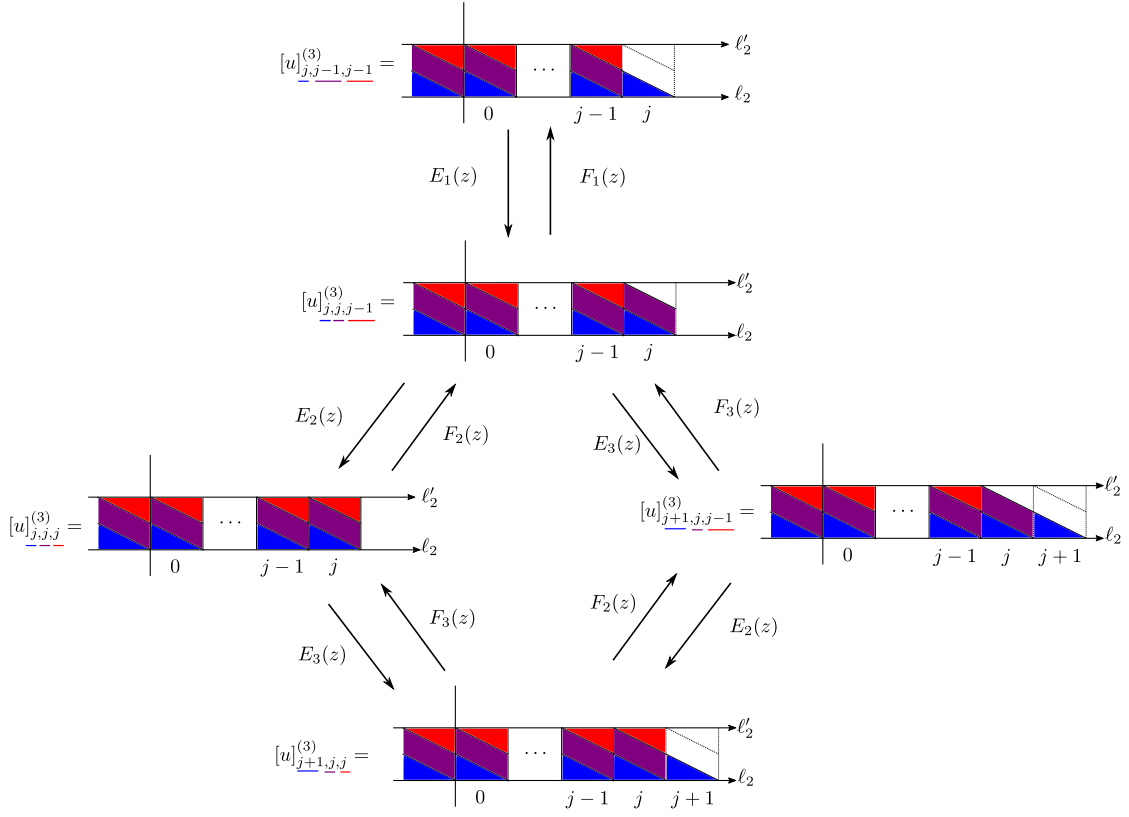
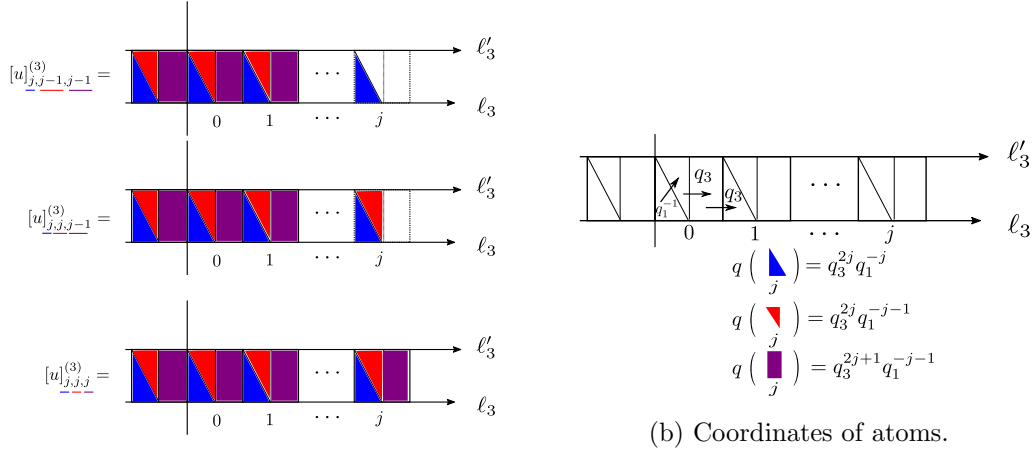


Figure 45: Action of the generators $E_s(z), F_s(z)$ in one-dimensional crystal representation of ℓ_2 .

F.1.2 One-dimensional crystal ℓ_3



(a) Basis of one-dimensional crystal representation ℓ_3 .

Figure 46: Basis and coordinates of the one-dimensional crystal representation ℓ_3 .

Let us construct the representation associated with the external leg ℓ_3 . The subquiver and crystal shape are in Figure 34(c). We denote the vector space of this representation as $V^{(\ell_3)}(u)$. It has three types of vectors, which we denote $[u]_{j,j-1,j-1}^{(3)}$, $[u]_{j,j,j-1}^{(3)}$, and $[u]_{j,j,j}^{(3)}$. The vectors and coordinates are in Figure 46(a) and 46(b). Similar to the one-dimensional crystal representation associated with ℓ_1 , the action of $K_i(z)$ can be written as

$$K_i^\pm(z) \begin{cases} [u]_{j,j-1,j-1}^{(3)} \\ [u]_{j,j,j-1}^{(3)} \\ [u]_{j,j,j}^{(3)} \end{cases} = \begin{cases} [\Psi_{[u]_{j,j-1,j-1}^{(3)}}^{(i)}(z)] \pm [u]_{j,j-1,j-1}^{(3)} \\ [\Psi_{[u]_{j,j,j-1}^{(3)}}^{(i)}(z)] \pm [u]_{j,j,j-1}^{(3)} \\ [\Psi_{[u]_{j,j,j}^{(3)}}^{(i)}(z)] \pm [u]_{j,j,j}^{(3)}. \end{cases} \quad (\text{F.1.7})$$

The actions of generators $E_s(z), F_s(z)$ can be written in a simple way similar to the vector representation associated with ℓ_1 . We use the following notations:

$$[u]_\sigma^{(3)} = [u]_{(r(\sigma), s(\sigma))}^{(3)} = \begin{cases} [u]_{r(\sigma), r(\sigma)-1, r(\sigma)-1}^{(3)}, & s(\sigma) = 0, \\ [u]_{r(\sigma), r(\sigma), r(\sigma)-1}^{(3)}, & s(\sigma) = 1, \\ [u]_{r(\sigma), r(\sigma), r(\sigma)}^{(3)}, & s(\sigma) = 2, \end{cases} \quad (\text{F.1.8})$$

$$\sigma \in \mathbb{Z}, \quad \sigma = 3r(\sigma) + s(\sigma), \quad (\text{F.1.9})$$

where $r(\sigma)$ is the quotient of σ by 3 and $s(\sigma) \in \mathbb{Z}_3 = \{0, 1, 2\}$ is the remainder after σ is divided by 3.

We assign the parity condition as

$$|\sigma| \equiv |[u]_\sigma^{(3)}| = \begin{cases} 1 & s(\sigma) = 0 \\ 0 & s(\sigma) = 1 \\ 0 & s(\sigma) = 2 \end{cases} \quad (\text{F.1.10})$$

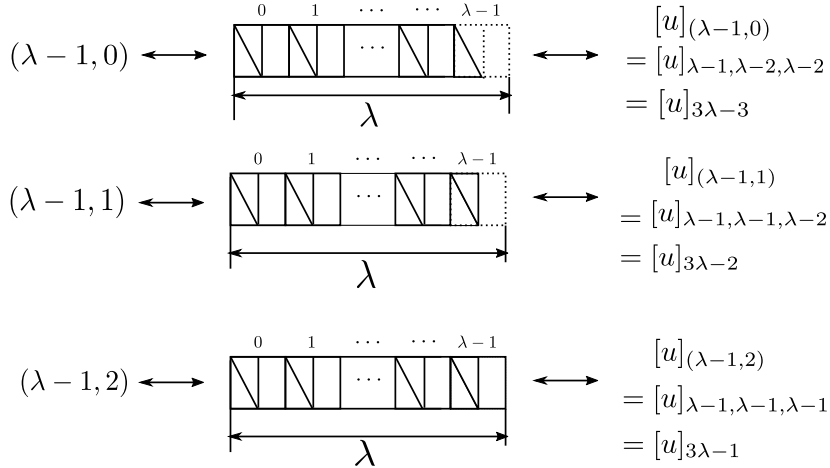


Figure 47: Generalization of Young diagram and correspondence with vectors for one-dimensional crystal of ℓ_3 . The generalized partition is expressed by two numbers $(\lambda-1, \tau) \in \mathbb{Z} \times \mathbb{Z}_3$. We note we set $\tau \in \mathbb{Z}_3 = \{0, 1, 2\}$. Using (F.1.9), it can be written as $\sigma = 3\lambda - 3 + \tau$, $r(3\lambda - 3 + \tau) = \lambda - 1$, and $s(3\lambda - 3 + \tau) = \tau$.

The action of $E_s(z)$ is

$$E_s(z)[u]_\sigma^{(3)} = \mathcal{E}_s([u]_\sigma^{(3)}) \delta \left(\frac{z}{u q_1^{-1} (q_3^2 q_1^{-1})^{r(\sigma)} q_3^{s(\sigma)}} \right) \bar{\delta}_{s+s(\sigma), 2} [u]_{\sigma+1}^{(3)}, \quad (\text{F.1.11})$$

and the action of $F_s(z)$ is

$$F_s(z)[u]_\sigma^{(3)} = \mathcal{F}_s([u]_\sigma^{(3)}) \delta \left(\frac{z}{u q_1^{-1} (q_3^2 q_1^{-1})^{r(\sigma-1)} q_3^{s(\sigma-1)}} \right) \bar{\delta}_{s+s(\sigma-1), 0} [u]_{\sigma-1}^{(3)}, \quad (\text{F.1.12})$$

where $\bar{\delta}_{i,j} = \begin{cases} 1, & i \equiv j \pmod{3} \\ 0, & i \not\equiv j \pmod{3} \end{cases}$. $\mathcal{E}_s([u]_\sigma^{(3)})$, $\mathcal{F}_s([u]_\sigma^{(3)})$ are coefficients which can be determined by the defining relations.

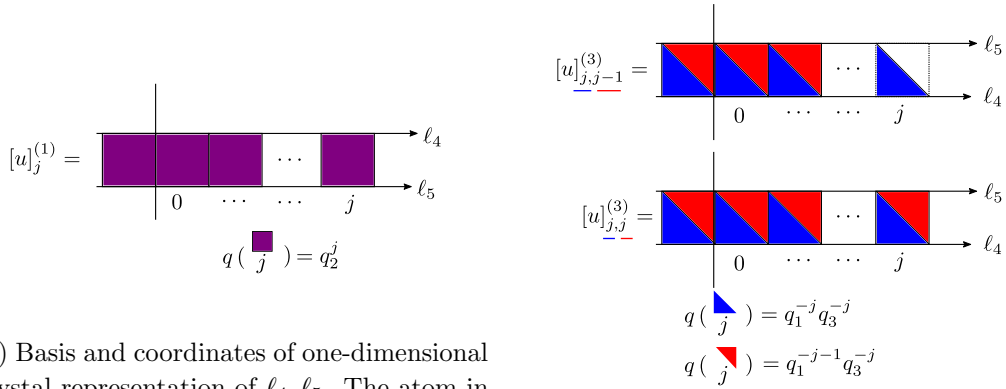
The charge functions can be determined by the KE relations:

$$\begin{aligned} \Psi_{[u]_{j,j-1,j-1}^{(3)}}^{(1)}(z) &= \Psi_{[u]_{j,j,j}^{(3)}}^{(2)}(z) = \Psi_{[u]_{j,j,j-1}^{(3)}}^{(3)}(z) = 1, \\ \Psi_{[u]_{j,j,j-1}^{(3)}}^{(1)}(z) &= \frac{\phi(q_1^{2-j} q_3^{-2j}; z, u)}{\phi(q_3^{-1-2j} q_1^{j+1}; z, u)}, \quad \Psi_{[u]_{j,j,j}^{(3)}}^{(1)}(z) = \frac{\phi(q_1^j q_3^{-2j-2}; z, u)}{\phi(q_3^{-1-2j} q_1^{j+1}; z, u)}, \\ \Psi_{[u]_{j,j-1,j-1}^{(3)}}^{(2)}(z) &= \frac{\phi(q_1^j q_3^{-1-2j}; z, u)}{\phi(q_1^{j+1} q_3^{-2j}; z, u)}, \quad \Psi_{[u]_{j,j,j-1}^{(3)}}^{(2)}(z) = \frac{\phi(q_1^j q_3^{-1-2j}; z, u)}{\phi(q_1^{j+1} q_3^{-2j}; z, u)}, \\ \Psi_{[u]_{j,j-1,j-1}^{(3)}}^{(3)}(z) &= \frac{\phi(q_1^{j+1} q_3^{-2j+1}; z, u)}{\phi(q_1^j q_3^{-2j}; z, u)}, \quad \Psi_{[u]_{j,j,j}^{(3)}}^{(3)}(z) = \frac{\phi(q_1^{j+2} q_3^{-2j-1}; z, u)}{\phi(q_1^{j+1} q_3^{-2-2j}; z, u)}. \end{aligned} \quad (\text{F.1.13})$$

As one can see, the charge functions have the same numbers of zeros and poles, which means they are representations of unshifted quantum toroidal algebra. The shift parameters are

$$r_1 = r_2 = r_3 = 0. \quad (\text{F.1.14})$$

F.1.3 One-dimensional crystals of ℓ_4 and ℓ_5



(a) Basis and coordinates of one-dimensional crystal representation of ℓ_4, ℓ_5 . The atom in the origin is in purple.

(b) Basis and coordinates of one-dimensional crystal representation of ℓ_4, ℓ_5 . The atom in the origin is chosen to be blue.

Figure 48: Basis and coordinates of one-dimensional crystal representation of ℓ_4, ℓ_5 .

We have two one-dimensional crystal representations associated with the external legs ℓ_4 and ℓ_5 . The crystal picture is in Figure 34(d). One of them has the purple atom in the origin, while the other has two choices (blue or red) to be in the atom. We denote the vector space of the former one as $V^{(\ell_5; \ell_4)}(u)$ and the latter one as $V^{(\ell_4; \ell_5)}(u)$. The basis and coordinates of the former vector space $V^{(\ell_5; \ell_4)}(u)$ are in Figure 48(a). For the latter one see Figure 48(b).

The action of the generators on $V^{(\ell_5; \ell_4)}(u)$ can be written as,

$$\begin{aligned} K_i^\pm(z)[u]_j^{(1)} &= [\Psi_{[u]_j^{(1)}}^{(i)}]_\pm [u]_j^{(1)}, \\ E_1(z)[u]_j^{(1)} &= \mathcal{E}_1([u]_j^{(1)}) \delta\left(\frac{z}{uq_2^{j+1}}\right) [u]_{j+1}^{(1)}, \\ F_1(z)[u]_{j+1}^{(1)} &= \mathcal{F}_1([u]_{j+1}^{(1)}) \delta\left(\frac{z}{uq_2^{j+1}}\right) [u]_j^{(1)}, \\ E_i(z), F_i(z)[u]_j^{(1)} &= 0, \quad (i = 2, 3), \end{aligned} \tag{F.1.15}$$

where

$$\begin{aligned} \Psi_{[u]_j^{(1)}}^{(1)}(z) &= \frac{1}{\phi(q_2^{-1-j}; z, u) \phi(q_2^{-j}; z, u)}, \\ \Psi_{[u]_j^{(1)}}^{(2)}(z) &= \phi(q_3 q_2^{-j}; z, u), \quad \Psi_{[u]_j^{(1)}}^{(3)}(z) = \phi(q_1 q_2^{-j}; z, u). \end{aligned} \tag{F.1.16}$$

The parity conditions are

$$|[u]_{j+1}^{(1)}| = |[u]_j^{(1)}|. \tag{F.1.17}$$

Since the charge function has different number of poles and zeros, this is a representation of the shifted quantum toroidal algebra $\mathfrak{gl}_{2|1}$ with shift parameters

$$r_1 = -2, \quad r_2 = 1, \quad r_3 = 1. \tag{F.1.18}$$

For the action of the $K_s^\pm(z)$ on $V^{(\ell_4; \ell_5)}(u)$, we obtain

$$K_i^\pm(z) \begin{Bmatrix} [u]_{j,j-1}^{(3)} \\ [u]_{j,j}^{(3)} \end{Bmatrix} = \begin{Bmatrix} \left[\Psi_{[u]_{j,j-1}^{(3)}}^{(i)}(z) \right]_\pm [u]_{j,j-1}^{(3)}, \\ \left[\Psi_{[u]_{j,j}^{(3)}}^{(i)}(z) [u]_{j,j}^{(3)} \right]_\pm [u]_{j,j}^{(3)}. \end{Bmatrix} \tag{F.1.19}$$

The nonvanishing action of $E_i(z)$ and $F_i(z)$ can be written as

$$\begin{aligned} E_2(z)[u]_{j,j-1}^{(3)} &= \mathcal{E}_2([u]_{j,j-1}^{(3)}) \delta\left(\frac{z}{uq_1^{-j-1}q_3^{-j}}\right) [u]_{j,j}^{(3)}, \\ F_2(z)[u]_{j,j}^{(3)} &= \mathcal{F}_2([u]_{j,j}^{(3)}) \delta\left(\frac{z}{uq_1^{-j-1}q_3^{-j}}\right) [u]_{j,j-1}^{(3)}, \\ E_3(z)[u]_{j,j}^{(3)} &= \mathcal{E}_3([u]_{j,j}^{(3)}) \delta\left(\frac{z}{uq_2^{j+1}}\right) [u]_{j+1,j}^{(3)}, \\ F_3(z)[u]_{j,j-1}^{(3)} &= \mathcal{F}_3([u]_{j,j-1}^{(3)}) \delta\left(\frac{z}{uq_2^j}\right) [u]_{j-1,j-1}^{(3)}. \end{aligned} \tag{F.1.20}$$

$$|[u]_{j,j}^{(3)}| = |[u]_{j,j-1}^{(3)}| + 1, \quad |[u]_{j,j-1}^{(3)}| = |[u]_{j-1,j-1}^{(3)}| + 1 \quad (\text{F.1.21})$$

The charge functions are

$$\begin{aligned} \Psi_{[u]_{j,j-1}^{(3)}}^{(1)}(z) &= \phi(q_1^{j+1}q_3^{j-1}; z, u)\phi(q_1^jq_3^{j+1}; z, u), & \Psi_{[u]_{j,j}^{(3)}}^{(1)}(z) &= \phi(q_1^{j+2}q_3^j; z, u)\phi(q_1^jq_3^{j+1}; z, u), \\ \Psi_{[u]_{j,j-1}^{(3)}}^{(2)}(z) &= \frac{1}{\phi(q_1^{j+1}q_3^j; z, u)}, & \Psi_{[u]_{j,j}^{(3)}}^{(2)}(z) &= \frac{1}{\phi(q_1^{j+1}q_3^j; z, u)}, \\ \Psi_{[u]_{j,j-1}^{(3)}}^{(3)}(z) &= \frac{1}{\phi(q_2^{-j}; z, u)}, & \Psi_{[u]_{j,j}^{(3)}}^{(3)}(z) &= \frac{1}{\phi(q_2^{-j}; z, u)}. \end{aligned} \quad (\text{F.1.22})$$

and this is a representation of the shifted quantum toroidal algebra with shift parameters

$$r_1 = 2, \quad r_2 = r_3 = -1. \quad (\text{F.1.23})$$

F.2 Two-dimensional crystal of $p_2 = (0, 0)$

The subquiver and crystal shape is in Figure 33(b). The basis of this representation is defined by the tensor product of one-dimensional representations as

$$\otimes_{i=1}^N V^{(\ell_3)}((q_1^{-1}q_3^{-1})^{i-1}u) \ni \otimes_{i=1}^N [u(q_1^{-1}q_3^{-1})^{i-1}]_{\sigma_i-1} \equiv |\sigma\rangle, \quad \sigma = (\sigma_1, \dots, \sigma_N) \in \mathbb{Z}^N, \quad (\text{F.2.1})$$

where we used the conventions in (F.1.9) and Figure 47. The $q_1^{-1}q_3^{-1}$ shift of parameters $u(q_1^{-1}q_3^{-1})^{i-1}$ ensures the melting rule proposed in [64–66], and this basis forms a submodule (see Figure 49). The melting rule can be understood in a simple way if we introduce the following conventions:

$$\begin{aligned} (\lambda, \tau) &= ((\lambda_1, \tau_1), (\lambda_2, \tau_2), \dots, (\lambda_N, \tau_N)) \in \mathbb{Z}^N \times \mathbb{Z}_3^N, \quad \mathbb{Z}_3 = \{0, 1, 2\} \\ |\sigma\rangle &= \otimes_{i=1}^N [(q_1^{-1}q_3^{-1})^{i-1}u]_{\sigma_i-1} = \otimes_{i=1}^N [(q_1^{-1}q_3^{-1})^{i-1}u]_{(\lambda_i-1, \tau_i)} = |\lambda, \tau\rangle \\ r(\sigma_i - 1) &= \lambda_i - 1, \quad s(\sigma_i - 1) = \tau_i \end{aligned} \quad (\text{F.2.2})$$

The melting rule is for $i < j$

$$\begin{aligned} (\lambda_i, 0) &> (\lambda_j > 0), & (\lambda_i, 0) &> (\lambda_j, 1), & (\lambda_i, 0) &> (\lambda_j, 2) \\ (\lambda_i, 1) &\geq (\lambda_j, 0), & (\lambda_i, 1) &\geq (\lambda_j, 1), & (\lambda_i, 1) &> (\lambda_j, 2), \\ (\lambda_i, 2) &\geq (\lambda_j, 0), & (\lambda_i, 2) &\geq (\lambda_j, 1), & (\lambda_i, 2) &\geq (\lambda_j, 2). \end{aligned} \quad (\text{F.2.3})$$

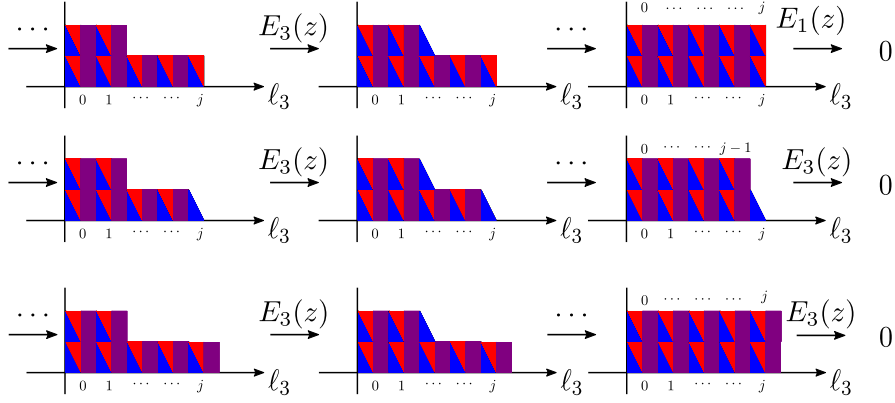


Figure 49: Action of generators on second tensor component of $V^{(\ell_3)}(u) \otimes V^{(\ell_3)}(q_1^{-1}q_3^{-1}u)$. Top: When the first tensor component is $[u]_{j,j,j-1}$, after acting $E_s(z)$ several times, the action on the second tensor component will be zero due to $K_1(z) \otimes E_1(z)[u]_{j,j,j-1} \otimes [q_1^{-1}q_3^{-1}u]_{j,j,j-1} = 0$. Middle: When the first tensor component is $[u]_{j,j-1,j-1}$, after acting $E_s(z)$ several times, the action on the second tensor component will be zero due to $K_3(z) \otimes E_3(z)[u]_{j,j-1,j-1} \otimes [q_1^{-1}q_3^{-1}u]_{j-1,j-1,j-1} = 0$. Bottom: When the first tensor component is $[u]_{j,j,j}$, after acting $E_s(z)$ several times, the action on the second tensor component will be zero due to $K_3(z) \otimes E_3(z)[u]_{j,j,j} \otimes [q_1^{-1}q_3^{-1}u]_{j,j,j} = 0$.

We can take the limit $N \rightarrow \infty$ by embedding $\sigma \in \mathbb{Z}^N$ to \mathbb{Z}^{N+1} by setting $\sigma_{N+1} = 0$ or equivalently by setting $(\lambda_{N+1}, \tau_{N+1}) = (0, 2)$. The result is

$$\begin{aligned}
E_s(z) |\sigma\rangle &= \sum_{i=1}^{\ell(\sigma)+1} (-1)^{|s|(\sum_{i=1}^{i-1} |\sigma_i-1|)} \mathcal{E}_s([u(q_1^{-1}q_3^{-1})^{i-1}]_{\sigma_{i-1}}) \prod_{j=1}^{i-1} \left[\Psi_{[u(q_1^{-1}q_3^{-1})^{i-1}]}^{(s)}(z) \right]_- \\
&\quad \times \delta \left(\frac{z}{u(q_1^{-1}q_3^{-1})^{i-1} (q_3^2 q_1^{-1})^{r(\sigma)} q_1^{-1} q_3^{s(\sigma)}} \right) \bar{\delta}_{s+s(\sigma), 2} |\sigma + \boxed{s}_i\rangle \\
K_s(z) |\sigma\rangle &= \frac{\phi(q_1^{\ell(\sigma)-1} q_3^{\ell(\sigma)}; z, u)^{\delta_{s,1}}}{\phi(q_1^{\ell(\sigma)} q_3^{\ell(\sigma)}; z, u)^{\delta_{s,3}}} \prod_{i=1}^{\ell(\sigma)} \Psi_{[(q_1^{-1}q_3^{-1})^{i-1} u]_{\sigma_{i-1}}}^{(s)}(z) |\sigma\rangle, \\
F_s(z) |\sigma\rangle &= \frac{\phi(q_1^{\ell(\sigma)-1} q_3^{\ell(\sigma)}; z, u)^{\delta_{s,1}}}{\phi(q_1^{\ell(\sigma)} q_3^{\ell(\sigma)}; z, u)^{\delta_{s,3}}} \sum_{i=1}^{\ell(\sigma)} \mathcal{F}_s([u(q_1^{-1}q_3^{-1})^{i-1}]_{\sigma_{i-1}}) \\
&\quad \times (-1)^{|s|(\sum_{i=1}^{i-1} |\sigma_i-1|)} \prod_{j=i+1}^{\ell(\sigma)} \left[\Psi_{[u(q_1^{-1}q_3^{-1})^{j-1}]_{\sigma_{j-1}}}^{(s)}(z) \right]_+ \\
&\quad \times \bar{\delta}_{s+s(\sigma-1), 0} \delta \left(\frac{z}{u(q_1^{-1}q_3^{-1})^{i-1} (q_3^2 q_1^{-1})^{r(\sigma-1)} q_1^{-1} q_3^{s(\sigma-1)}} \right) |\sigma - \boxed{s}_i\rangle,
\end{aligned} \tag{F.2.4}$$

where we used

$$\prod_{i=\ell(\sigma)+1}^{\infty} \Psi_{[u(q_1^{-1}q_3^{-1})^{i-1}]_{-1}}^{(s)}(z) = \frac{(q_1^{\ell(\sigma)-1}q_3^{\ell(\sigma)}; z, u)^{\delta_{s,1}}}{(q_1^{\ell(\sigma)}q_3^{\ell(\sigma)}; z, u)^{\delta_{s,3}}} \quad (\text{F.2.5})$$

and $\bar{\delta}_{i,j} = \begin{cases} 1, & i \equiv j \pmod{3} \\ 0, & i \not\equiv j \pmod{3} \end{cases}$. Especially, the action of $K_s(z)$ on the vacuum is

$$K_s(z) |\emptyset\rangle = \frac{\phi(q_1^{-1}; z, u)^{\delta_{s,1}}}{\phi(1; z, u)^{\delta_{s,3}}} |\emptyset\rangle. \quad (\text{F.2.6})$$

as expected in (4.2.5). Since the vacuum charge function has different number of zeros and poles, this is a representation of the shifted quantum toroidal algebra with shift parameters

$$r_1 = 1, \quad r_2 = 0, \quad r_3 = -1. \quad (\text{F.2.7})$$

G Quantum toroidal $D(2, 1; \alpha)$

Let us consider the action of $K_s(z)$ and $F_s(z)$ on the two-dimensional crystals of $\mathbb{C}^3/(\mathbb{Z}_2 \times \mathbb{Z}_2)$. See section 5.4.4 for the notation. The review part in [70] is a good reference for the regularization procedure we perform in this section.

$\lambda \in \mathbb{Z}^{2N}$ can be naturally embedded into $\lambda \in \mathbb{Z}^{2N+2}$ by setting $\lambda_{2N+1} = \lambda_{2N+2} = 0$. We want the action of $K_s(z)$ to be the same for $\forall 2N \geq \ell(\lambda)$. To do this, we have to modify the action of $K_s(z)$ by multiplying a factor $\beta_s^{(N)}(z)$:

$$\beta_s^{(N)}(z) \Delta^{(2N-1)}(K_s(z)) |\lambda\rangle = \beta_s^{(N+1)}(z) \Delta^{(2N+1)}(K_s(z)) |\lambda\rangle. \quad (\text{G.0.1})$$

Note that the $|\lambda\rangle$ in the right hand side is understood as an embedding into \mathbb{Z}^{2N+2} . This gives the recursion formula

$$\frac{\beta_s^{(N+1)}(z)}{\beta_s^{(N)}(z)} = \frac{1}{\Psi_{[uq_2^{2N}]_{-1}}^{(s)}(z) \Psi_{[uq_2^{2N+1}]_{-1}}^{(s)}(z)} \quad (\text{G.0.2})$$

and we obtain

$$\beta_0^{(N)}(z) = q_2^{\frac{N}{2}} \frac{\phi(q_1 q_2^{-2N+1}; z, u)}{\phi(q_1 q_2; z, u)} \beta_0^{(0)}(z), \quad \beta_1^{(N)}(z) = q_2^{\frac{N}{2}} \beta_1^{(0)}(z), \quad (\text{G.0.3})$$

$$\beta_2^{(N)}(z) = q_2^{-\frac{N}{2}} \beta_2^{(0)}(z), \quad \beta_3^{(N)}(z) = q_2^{-\frac{N}{2}} \frac{\phi(1; z, u)}{\phi(q_2^{-2N}; z, u)} \beta_3^{(0)}(z). \quad (\text{G.0.4})$$

The initial conditions $\beta_s^{(0)}(z)$ are related to the vacuum structure. We define the vacuum as

$$|\emptyset\rangle \equiv \otimes_{i=1}^N \left([uq_2^{2i-2}]_{-1}^{(3;2)} \otimes [uq_2^{2i-1}]_{-1}^{(1;0)} \right). \quad (\text{G.0.5})$$

The action of $K_s(z)$ is

$$\Delta^{(2N-1)}(K_s(z)) |\emptyset\rangle = \begin{cases} q_2^{-\frac{N}{2}} \frac{\phi(q_1 q_2; z, u)}{\phi(q_1 q_2^{1-2N}; z, u)} |\emptyset\rangle, & s = 0 \\ q_2^{-\frac{N}{2}} |\emptyset\rangle, & s = 1 \\ q_2^{\frac{N}{2}} |\emptyset\rangle, & s = 2 \\ q_2^{\frac{N}{2}} \frac{\phi(q_2^{-2N}; z, u)}{\phi(1; z, u)} |\emptyset\rangle. & s = 3 \end{cases} \quad (\text{G.0.6})$$

We can choose the initial conditions to be

$$\begin{aligned} \beta_0^{(0)}(z) &= \phi(q_1 q_2; z, u), & \beta_1^{(0)}(z) &= 1, \\ \beta_2^{(0)}(z) &= 1, & \beta_3^{(0)}(z) &= \frac{1}{\phi(1; z, u)} \end{aligned} \quad (\text{G.0.7})$$

and then obtain

$$\begin{aligned} \beta_0^{(N)}(z) &= q_2^{\frac{N}{2}} \phi(q_1 q_2^{-2N+1}; z, u), & \beta_1^{(N)}(z) &= q_2^{\frac{N}{2}}, \\ \beta_2^{(N)}(z) &= q_2^{-\frac{N}{2}}, & \beta_3^{(N)}(z) &= q_2^{-\frac{N}{2}} \frac{1}{\phi(q_2^{-2N}; z, u)}. \end{aligned} \quad (\text{G.0.8})$$

The limit $N \rightarrow \infty$ can be defined as $K_s(z) |\lambda\rangle = \lim_{N \rightarrow \infty} \Delta^{(2N-1)}(K_s(z)) \beta_s^{(N)}(z) |\lambda\rangle$ and we obtain

$$K_s(z) |\lambda\rangle = \beta_s^{\left(\lfloor \frac{\ell(\lambda)+1}{2} \rfloor\right)}(z) \prod_{i=1}^{\lfloor \frac{\ell(\lambda)+1}{2} \rfloor} \left(\Psi_{[uq_2^{2i-2}]_{\lambda_{2i-1}-1}}^{(s)(3;2)}(z) \Psi_{[uq_2^{2i-1}]_{\lambda_{2i}-1}}^{(s)(1;0)}(z) \right) |\lambda\rangle \quad (\text{G.0.9})$$

The action of $F_s(z)$ can be obtained by defining it as

$$F_s(z) |\lambda\rangle = \lim_{N \rightarrow \infty} \Delta^{(2N-1)}(F_s(z)) \beta_s^{(N)}(z) |\lambda\rangle. \quad (\text{G.0.10})$$

The result is

$$\begin{aligned} & F_s(z) |\lambda\rangle \\ &= \sum_{i=1}^{\lfloor \frac{\ell(\lambda)+1}{2} \rfloor} (-1)^{|s|(\sum_{l=1}^{i-1} (|\lambda_{2l-1}| + |\lambda_{2l}-1|))} \beta_s^{\left(\lfloor \frac{\ell(\lambda)+1}{2} \rfloor\right)}(z) \prod_{j=i+1}^{\lfloor \frac{\ell(\lambda)+1}{2} \rfloor} \Psi_{[uq_2^{2j-2}]_{\lambda_{2j-1}-1}}^{(s)(3;2)}(z) \Psi_{[uq_2^{2j-1}]_{\lambda_{2j}-1}}^{(s)(1;0)}(z) \\ &\times \left\{ \mathcal{F}_s([uq_2^{2i-2}]_{\lambda_{2i-1}-1}) \Psi_{[uq_2^{2i-1}]_{\lambda_{2i}-1}}^{(s)(1;0)}(z) \delta \left(\frac{z}{uq_2^{2i-2} q_1^{\lambda_{2i-1}-1}} \right) \right. \\ &\quad \times (\delta_{s,3} \bar{\delta}_{\lambda_{2i-1},1} + \delta_{s,2} \bar{\delta}_{\lambda_{2i-1},0}) |\lambda - \boxed{s}_{2i-1}\rangle \\ &\quad \left. + (-1)^{|s||\lambda_{2i-1}|} \mathcal{F}_s([uq_2^{2i-1}]_{\lambda_{2i}-1}) \delta \left(\frac{z}{uq_2^{2i-1} q_1^{\lambda_{2i}-1}} \right) (\delta_{s,1} \bar{\delta}_{\lambda_{2i},1} + \delta_{s,0} \bar{\delta}_{\lambda_{2i},0}) |\lambda - \boxed{s}_{2i}\rangle \right\}. \end{aligned} \quad (\text{G.0.11})$$

References

- [1] L. F. Alday, D. Gaiotto, and Y. Tachikawa, *Liouville Correlation Functions from Four-dimensional Gauge Theories*, *Lett.Math.Phys.* **91** (2010) 167–197, [arXiv:0906.3219 \[hep-th\]](#).
- [2] H. Nakajima, *Heisenberg Algebra and Hilbert Schemes of Points on Projective Surfaces*, *Annals of Mathematics* **145** (1997) 379–388.
- [3] D. Maulik and A. Okounkov, *Quantum Groups and Quantum Cohomology*, [arXiv:1211.1287 \[math.AG\]](#).
- [4] O. Schiffmann and E. Vasserot, *Cherednik algebras, W algebras and the equivariant cohomology of the moduli space of instantons on A^2* , [arXiv:1202.2756 \[math.QA\]](#).
- [5] A. Tsymbaliuk, *The affine Yangian of \mathfrak{gl}_1 revisited*, *Advances in Mathematics* **304** (2017) 583–645, [arXiv:1404.5240 \[math.RT\]](#).
- [6] B. Feigin, E. Feigin, M. Jimbo, T. Miwa, E. Mukhin, *et al.*, *Quantum continuous \mathfrak{gl}_∞ : Semiinfinite construction of representations*, *Kyoto Journal of Mathematics* **51** (2011) 337–364, [arXiv:1002.3100 \[math.QA\]](#).
- [7] B. Feigin, E. Feigin, M. Jimbo, T. Miwa, and E. Mukhin, *Quantum continuous gl_∞ : Tensor products of Fock modules and W_n characters*, *Kyoto Journal of Mathematics* **51** (2011) 365–392, [arXiv:1002.3113 \[math.QA\]](#).
- [8] B. Feigin, M. Jimbo, T. Miwa, and E. Mukhin, *Quantum toroidal \mathfrak{gl}_1 -algebra: Plane partitions*, *Kyoto Journal of Mathematics* **52** (Jan, 2012) 38.
- [9] J.-t. Ding and K. Iohara, *Generalization and deformation of Drinfeld quantum affine algebras*, *Lett. Math. Phys.* **41** (1997) 181–193.
- [10] K. Miki, *A (q, γ) analog of the $W_{1+\infty}$ algebra*, *Journal of Mathematical Physics* **48** (2007) 3520.
- [11] B. Feigin, M. Jimbo, T. Miwa, and E. Mukhin, *Quantum toroidal \mathfrak{gl}_1 and Bethe ansatz*, *J. Phys. A* **48** (2015) 244001, [arXiv:1502.07194 \[math.QA\]](#).
- [12] B. Feigin, M. Jimbo, T. Miwa, and E. Mukhin, *Representations of quantum toroidal gl_n* , *Journal of Algebra* **380** (2013) 78–108, [arXiv:1204.5378 \[math.QA\]](#).
- [13] B. Feigin, M. Jimbo, and E. Mukhin, *The $(\mathfrak{gl}_m, \mathfrak{gl}_n)$ Duality in the Quantum Toroidal Setting*, *Communications in Mathematical Physics* **367** (Mar, 2019) 455–481.
- [14] L. Bezerra and E. Mukhin, *Quantum toroidal algebra associated with $\mathfrak{gl}_{m|n}$* , [arXiv:1904.07297 \[math.QA\]](#).
- [15] L. Bezerra and E. Mukhin, *Representations of quantum toroidal superalgebras and plane s-partitions*, [arXiv:2104.05841 \[math.QA\]](#).
- [16] M. Bershtein, B. Feigin, and G. Merzon, *Plane partitions with a “pit”: generating functions and representation theory*, *Selecta Mathematica* **24** (2018) 21–62, [arXiv:1512.08779 \[math\]](#).
- [17] J. Shiraishi, H. Kubo, H. Awata, and S. Odake, *A Quantum deformation of the Virasoro algebra and the Macdonald symmetric functions*, *Lett. Math. Phys.* **38** (1996) 33–51, [arXiv:q-alg/9507034](#).
- [18] B. Feigin and E. Frenkel, *Quantum W algebras and elliptic algebras*, *Commun. Math. Phys.* **178** (1996) 653–678, [arXiv:q-alg/9508009](#).

- [19] H. Awata, H. Kubo, S. Odake, and J. Shiraishi, *Quantum W_N algebras and Macdonald polynomials*, *Commun. Math. Phys.* **179** (1996) 401–416, [arXiv:q-alg/9508011](#).
- [20] H. Awata, H. Kubo, S. Odake, and J. Shiraishi, *Quantum deformation of the W_N algebra*, in *Extended and Quantum Algebras and their Applications to Physics Tianjin, China, August 19–24, 1996*. 1996. [arXiv:q-alg/9612001](#).
- [21] B. Feigin, A. Hoshino, J. Shibahara, J. Shiraishi, and S. Yanagida, *Kernel function and quantum algebras*, [arXiv:1002.2485 \[math\]](#).
- [22] T. Kojima, *Quadratic relations of the deformed W -superalgebra $W_{qt}(\mathfrak{sl}(2|1))$* , [arXiv:1912.03096 \[math.QA\]](#).
- [23] T. Kojima, *Quadratic relations of the deformed W -superalgebra $W_{qt}(A(M, N))$* , [arXiv:2101.01110 \[math.QA\]](#).
- [24] K. Harada, Y. Matsuo, G. Noshita, and A. Watanabe, *q -deformation of corner vertex operator algebras by Miura transformation*, *JHEP* **04** (2021) 202, [arXiv:2101.03953 \[hep-th\]](#).
- [25] H. Awata and Y. Yamada, *Five-Dimensional AGT Relation and the Deformed β -Ensemble*, *Progress of Theoretical Physics* **124** (Aug, 2010) 227–262.
- [26] H. Awata and Y. Yamada, *Five-dimensional AGT conjecture and the deformed Virasoro algebra*, *Journal of High Energy Physics* **2010** (2010) 1–11, [arXiv:0910.4431 \[hep-th\]](#).
- [27] S. Yanagida, *Five-dimensional $SU(2)$ AGT conjecture and recursive formula of deformed Gaiotto state*, *Journal of Mathematical Physics* **51** (Dec, 2010) 123506.
- [28] H. Awata, B. Feigin, A. Hoshino, M. Kanai, J. Shiraishi, and S. Yanagida, *Notes on Ding-Iohara algebra and AGT conjecture*, [arXiv:1106.4088 \[math-ph\]](#).
- [29] H. Awata, H. Kanno, T. Matsumoto, A. Mironov, A. Morozov, A. Morozov, Y. Ohkubo, and Y. Zenkevich, *Explicit examples of DIM constraints for network matrix models*, *JHEP* **07** (2016) 103, [arXiv:1604.08366 \[hep-th\]](#).
- [30] H. Awata, H. Kanno, A. Mironov, A. Morozov, A. Morozov, Y. Ohkubo, and Y. Zenkevich, *Generalized Knizhnik-Zamolodchikov equation for Ding-Iohara-Miki algebra*, *Phys. Rev. D* **96** (2017) 026021, [arXiv:1703.06084 \[hep-th\]](#).
- [31] H. Awata, H. Kanno, A. Mironov, A. Morozov, A. Morozov, Y. Ohkubo, and Y. Zenkevich, *Toric Calabi-Yau threefolds as quantum integrable systems. \mathcal{R} -matrix and \mathcal{RTT} relations*, *JHEP* **10** (2016) 047, [arXiv:1608.05351 \[hep-th\]](#).
- [32] H. Awata, H. Kanno, A. Mironov, A. Morozov, K. Suetake, and Y. Zenkevich, *(q, t) -KZ equations for quantum toroidal algebra and Nekrasov partition functions on ALE spaces*, *JHEP* **03** (2018) 192, [arXiv:1712.08016 \[hep-th\]](#).
- [33] A. Iqbal, C. Kozçaz, and C. Vafa, *The refined topological vertex*, *Journal of High Energy Physics* **2009** (Oct, 2009) 069–069.
- [34] M. Aganagic, A. Klemm, M. Marino, and C. Vafa, *The Topological vertex*, *Commun. Math. Phys.* **254** (2005) 425–478, [arXiv:hep-th/0305132](#).
- [35] J.-E. Bourgin, M. Fukuda, K. Harada, Y. Matsuo, and R.-D. Zhu, *(p, q) -webs of DIM representations, $5d \mathcal{N} = 1$ instanton partition functions and qq -characters*, *JHEP* **11** (2017) 034, [arXiv:1703.10759 \[hep-th\]](#).
- [36] J.-E. Bourgin and S. Jeong, *New quantum toroidal algebras from $5D \mathcal{N} = 1$ instantons on orbifolds*, *JHEP* **05** (2020) 127, [arXiv:1906.01625 \[hep-th\]](#).

- [37] J. E. Bourguine and K. Zhang, *A note on the algebraic engineering of 4D $\mathcal{N} = 2$ super Yang-Mills theories*, *Phys. Lett. B* **789** (2019) 610–619, [arXiv:1809.08861 \[hep-th\]](#).
- [38] J.-E. Bourguine, M. Fukuda, Y. Matsuo, H. Zhang, and R.-D. Zhu, *Coherent states in quantum $\mathcal{W}_{1+\infty}$ algebra and qq-character for 5d Super Yang-Mills*, *PTEP* **2016** (2016) 123B05, [arXiv:1606.08020 \[hep-th\]](#).
- [39] J.-E. Bourguine, M. Fukuda, Y. Matsuo, and R.-D. Zhu, *Reflection states in Ding-Iohara-Miki algebra and brane-web for D-type quiver*, *JHEP* **12** (2017) 015, [arXiv:1709.01954 \[hep-th\]](#).
- [40] J.-E. Bourguine, *Engineering 3D $\mathcal{N} = 2$ theories using the quantum affine $\mathfrak{sl}(2)$ algebra*, [arXiv:2107.10063 \[hep-th\]](#).
- [41] J.-E. Bourguine, Y. Matsuo, and H. Zhang, *Holomorphic field realization of SH^c and quantum geometry of quiver gauge theories*, *JHEP* **04** (2016) 167, [arXiv:1512.02492 \[hep-th\]](#).
- [42] J.-E. Bourguine, *Intertwining operator and integrable hierarchies from topological strings*, *JHEP* **05** (2021) 216, [arXiv:2101.09925 \[hep-th\]](#).
- [43] J.-E. Bourguine, *Quantum $W_{1+\infty}$ subalgebras of BCD type and symmetric polynomials*, *J. Math. Phys.* **62** (2021) 063505, [arXiv:2101.03877 \[hep-th\]](#).
- [44] H. Awata, H. Kanno, A. Mironov, A. Morozov, A. Morozov, Y. Ohkubo, and Y. Zenkevich, *Anomaly in RTT relation for DIM algebra and network matrix models*, *Nucl. Phys. B* **918** (2017) 358–385, [arXiv:1611.07304 \[hep-th\]](#).
- [45] H. Awata, B. Feigin, and J. Shiraishi, *Quantum Algebraic Approach to Refined Topological Vertex*, *JHEP* **03** (2012) 041, [arXiv:1112.6074 \[hep-th\]](#).
- [46] Y. Zenkevich, *\mathfrak{gl}_N Higgsed networks*, [arXiv:1912.13372 \[hep-th\]](#).
- [47] Y. Zenkevich, *Mixed network calculus*, [arXiv:2012.15563 \[hep-th\]](#).
- [48] Y. Zenkevich, *Higgsed network calculus*, [arXiv:1812.11961 \[hep-th\]](#).
- [49] P. Cheewaphutthisakun and H. Kanno, *MacMahon KZ equation for Ding-Iohara-Miki algebra*, *JHEP* **04** (2021) 031, [arXiv:2101.01420 \[hep-th\]](#).
- [50] A. Mironov, A. Morozov, and Y. Zenkevich, *Ding-Iohara-Miki symmetry of network matrix models*, *Phys. Lett. B* **762** (2016) 196–208, [arXiv:1603.05467 \[hep-th\]](#).
- [51] M. Ghoneim, C. Kozçaz, K. Kurşun, and Y. Zenkevich, *4d higgsed network calculus and elliptic DIM algebra*, [arXiv:2012.15352 \[hep-th\]](#).
- [52] D. Gaiotto and M. Rapčák, *Vertex Algebras at the Corner*, *JHEP* **01** (2019) 160, [arXiv:1703.00982 \[hep-th\]](#).
- [53] T. Procházka, *\mathcal{W} -symmetry, topological vertex and affine Yangian*, *JHEP* **10** (2016) 077, [arXiv:1512.07178 \[hep-th\]](#).
- [54] T. Procházka and M. Rapčák, *Webs of W -algebras*, *JHEP* **11** (2018) 109, [arXiv:1711.06888 \[hep-th\]](#).
- [55] T. Procházka and M. Rapčák, *\mathcal{W} -algebra modules, free fields, and Gukov-Witten defects*, *JHEP* **05** (2019) 159, [arXiv:1808.08837 \[hep-th\]](#).
- [56] W. Li and M. Yamazaki, *Quiver Yangian from Crystal Melting*, *JHEP* **11** (2020) 035, [arXiv:2003.08909 \[hep-th\]](#).
- [57] D. Galakhov and M. Yamazaki, *Quiver Yangian and Supersymmetric Quantum Mechanics*, [arXiv:2008.07006 \[hep-th\]](#).

- [58] M. Rapcak, Y. Soibelman, Y. Yang, and G. Zhao, *Cohomological Hall algebras, vertex algebras and instantons*, *Commun. Math. Phys.* **376** (2019) 1803–1873, [arXiv:1810.10402 \[math.QA\]](#).
- [59] M. Rapcak, Y. Soibelman, Y. Yang, and G. Zhao, *Cohomological Hall algebras and perverse coherent sheaves on toric Calabi-Yau 3-folds*, [arXiv:2007.13365 \[math.QA\]](#).
- [60] D. Galakhov, W. Li, and M. Yamazaki, *Shifted Quiver Yangians and Representations from BPS Crystals*, [arXiv:2106.01230 \[hep-th\]](#).
- [61] H. Ooguri and M. Yamazaki, *Crystal Melting and Toric Calabi-Yau Manifolds*, *Commun. Math. Phys.* **292** (2009) 179–199, [arXiv:0811.2801 \[hep-th\]](#).
- [62] G. Noshita and A. Watanabe, *A Note on Quiver Quantum Toroidal Algebra*, [arXiv:2108.07104 \[hep-th\]](#).
- [63] S. Franco, A. Hanany, K. D. Kennaway, D. Vegh, and B. Wecht, *Brane dimers and quiver gauge theories*, *JHEP* **01** (2006) 096, [arXiv:hep-th/0504110](#).
- [64] T. Nishinaka and S. Yamaguchi, *Statistical model and BPS D4-D2-D0 counting*, *JHEP* **05** (2011) 072, [arXiv:1102.2992 \[hep-th\]](#).
- [65] T. Nishinaka and Y. Yoshida, *A Note on statistical model for BPS D4-D2-D0 states*, *Phys. Lett. B* **711** (2012) 132–138, [arXiv:1108.4326 \[hep-th\]](#).
- [66] T. Nishinaka, S. Yamaguchi, and Y. Yoshida, *Two-dimensional crystal melting and D4-D2-D0 on toric Calabi-Yau singularities*, *JHEP* **05** (2014) 139, [arXiv:1304.6724 \[hep-th\]](#).
- [67] A. Hanany and D. Vegh, *Quivers, tilings, branes and rhombi*, *JHEP* **10** (2007) 029, [arXiv:hep-th/0511063](#).
- [68] A. Neguț, *Toward AGT for parabolic sheaves*, [arXiv:1911.02963 \[math.AG\]](#).
- [69] D. Galakhov, W. Li, and M. Yamazaki, *Toroidal and Elliptic Quiver BPS Algebras and Beyond*, [arXiv:2108.10286 \[hep-th\]](#).
- [70] H. Awata, H. Kanno, A. Mironov, A. Morozov, K. Suetake, and Y. Zenkevich, *The MacMahon R-matrix*, *JHEP* **04** (2019) 097, [arXiv:1810.07676 \[hep-th\]](#).
- [71] S. Franco, A. Hanany, D. Martelli, J. Sparks, D. Vegh, and B. Wecht, *Gauge theories from toric geometry and brane tilings*, *JHEP* **01** (2006) 128, [arXiv:hep-th/0505211](#).
- [72] W. Li, *Gluing affine Yangians with bi-fundamentals*, *Journal of High Energy Physics* **2020** (Jun, 2020) 68.
- [73] R. Kenyon, *An introduction to the dimer model*, [arXiv:math/0310326 \[math.CO\]](#).
- [74] N. Broomhead, *Dimer models and Calabi-Yau algebras*, [arXiv:0901.4662 \[math.AG\]](#).
- [75] D. R. Gulotta, *Properly ordered dimers, R-charges, and an efficient inverse algorithm*, *JHEP* **10** (2008) 014, [arXiv:0807.3012 \[hep-th\]](#).
- [76] R. Kodera and H. Nakajima, *Quantized Coulomb branches of Jordan quiver gauge theories and cyclotomic rational Cherednik algebras*, [arXiv:1608.00875 \[math.RT\]](#).
- [77] B. Feigin, M. Jimbo, and E. Mukhin, *Towards trigonometric deformation of \widehat{sl}_2 coset VOA*, *Journal of Mathematical Physics* **60** (Jul, 2019) 073507.
- [78] B. Feigin, M. Jimbo, and E. Mukhin, *Combinatorics of vertex operators and deformed W-algebra of type $D(2, 1; \alpha)$* , [arXiv:2103.15247 \[math.QA\]](#).

- [79] I. Heckenberger, F. Spill, A. Torrielli, and H. Yamane, *Drinfeld second realization of the quantum affine superalgebras of $D^{(1)}(2, 1; x)$ via the Weyl groupoid*, [arXiv:0705.1071 \[math.QA\]](#).
- [80] H. Kanno and Y. Tachikawa, *Instanton counting with a surface operator and the chain-saw quiver*, *JHEP* **06** (2011) 119, [arXiv:1105.0357 \[hep-th\]](#).
- [81] P. B. Kronheimer and H. Nakajima, *Yang-Mills instantons on ALE gravitational instantons*, *Mathematische Annalen* **288** (Dec., 1990) 263–307.
- [82] M. Finkelberg and L. Rybnikov, *Quantization of Drinfeld Zastava in type A*, *J. Amer. Math. Soc.* **27** (2014) 33, [arXiv:1009.0676 \[math.AG\]](#).
- [83] B. Feigin, M. Finkelberg, A. Negut, and L. Rybnikov, *Yangians and cohomology rings of Laumon spaces*, [arXiv:0812.4656 \[math.AG\]](#).
- [84] T. Procházka, *Instanton R-matrix and \mathcal{W} -symmetry*, *JHEP* **12** (2019) 099, [arXiv:1903.10372 \[hep-th\]](#).
- [85] M. Fukuda, K. Harada, Y. Matsuo, and R.-D. Zhu, *The Maulik–Okounkov R-matrix from the Ding–Iohara–Miki algebra*, *PTEP* **2017** (2017) 093A01, [arXiv:1705.02941 \[hep-th\]](#).
- [86] A. Garbali and J. de Gier, *The R-Matrix of the Quantum Toroidal Algebra $U_{q,t}(\ddot{gl}_1)$ in the Fock Module*, *Commun. Math. Phys.* **384** (2021) 1971–2008, [arXiv:2004.09241 \[math-ph\]](#).
- [87] A. Neguț, *The R-matrix of the quantum toroidal algebra*, [arXiv:2005.14182 \[math.QA\]](#).