

Stretching Your Data With Taffy Filters

Jim Apple
Los Gatos, California
jbapple@jbapple.com

ABSTRACT

Popular approximate membership query structures such as Bloom filters and cuckoo filters are widely used in databases, security, and networking. These structures support two operations – insert and lookup; lookup always returns true on elements inserted into the structure, while it returns true with some probability $\epsilon \ll 1$ on elements *not* inserted into the structure. These latter elements are called false positives. Compensatory for these false positives, filters can be much smaller than hash tables that represent the same set. However, unlike hash tables, cuckoo filters and Bloom filters must be initialized with the intended number of inserts to be performed, and cannot grow larger – inserts beyond this number may fail or increase the false positive probability. This paper presents designs and implementations of filters than can grow without inserts failing and without significantly increasing the false positive probability, even if the filters are created with a small initial size. The resulting code is available on GitHub under a permissive open source license.

CCS CONCEPTS

• **Theory of computation** → **Bloom filters and hashing.**

KEYWORDS

Bloom filters, dictionaries, hash tables

ACM Reference Format:

Jim Apple. 2018. Stretching Your Data With Taffy Filters. In *Woodstock '18: ACM Symposium on Neural Gaze Detection, June 03–05, 2018, Woodstock, NY*. ACM, New York, NY, USA, 11 pages. <https://doi.org/10.1145/1122445.1122456>

1 INTRODUCTION

The Bloom filter is a ubiquitous data structure that allows storing a set with a low amount of space. Bloom filters support the operations insert – which adds an item to the set – and lookup, which returns true if an element is in the filter; if an element is not in the filter, true is returned with some configurable probability $\epsilon \ll 1$. This is called the “false positive probability”, or “fpp”

There are a number of other structures also supporting insert and lookup with a false positive probability greater than 0. [3, 4, 7, 13, 20, 35, 41] A lookup operation with these guarantees is sometimes called an “approximate membership query”, and structures that support approximate membership queries are sometimes referred

to “AMQ structures” or just “filters”. The significant interest in filters is reflective of their utility in applications such as databases, security, and networking. [1, 4, 8, 10, 11, 16, 18, 19, 41]

Each of the filter structures above supports approximate membership queries on sets with a given maximum size, but the question of extensible (or *extendable* or *incremental* or *growable*) filters that can increase in capacity as more elements are inserted is little studied. The classic answer is to create a sequence of Bloom filters, possibly of increasing sizes and/or lower false positive probabilities. [2, 21] Inserts occur on the last filter to be created and lookups must search each filter. Even when this keeps the false positive rate low, lookup times balloon from constant to poly-logarithmic or even linear in n , the number of elements inserted. [30, 33, 42] Additionally, the space usage grows as $\Omega(n \lg n)$, at which point a traditional hash table would do the same work in the same space with constant-time operations and an n^{-c} false positive probability, where c depends on the constant in $\Omega(n \lg n)$. A newer approach to manage growing filters is to use cuckoo or quotient filters in which, when the filter grows, the false positive probability doubles. [7, 34, 41, 42]

Pagh et al. introduced structures that perform lookups in $O(\lg n)$ or $O(1)$ time while still allowing the structure to grow and keep a low false positive rate (not exceeding a threshold specified when the structure was created), all while using no more than $O(\lg \lg n + \lg(1/\epsilon))$ bits of space per element. [33]

Growable filters are potentially useful in situations where there is no known bound on the number of keys to be inserted. One example is in joins in query processing systems. It is often beneficial to performance to create and populate a filter for the build side of a join: the filter, being much smaller than the full output of the build-side hash table construction, can be pushed-down to the probe side to reduce the number of rows that need to be tested against the build output. [6] If there are any predicates on the build side, or if the build side has incomplete or inaccurate distinct value count statistics, it is not possible to predict the eventual size of the filter. Systems like Impala estimate the cardinality when initializing the filter and then discard the filter if the estimate was too low. [25] Using growable filters would allow these filters to continue to be populated and used in the probe side.

Furthermore, Impala is a distributed query engine, and populates a filter for each node that participates in creating the build side of a join, then merges these filters before distributing the merged filter to the nodes participating in the probe side of the join; ApproxJoin does the same. [25, 37] With Bloom filters, this merge procedure requires that every filter be as large as the eventual merged filter, which is much larger than the size of the filter each build node would need on its own, wasting memory on build nodes.

Another example where growable filters are useful is in log-structured merge trees (“LSM trees”). [29] Log-structured merge trees store data in sorted “runs” of exponentially-increasing size. In order to cheaply discover if a key is present in a run, systems

Permission to make digital or hard copies of all or part of this work for personal or classroom use is granted without fee provided that copies are not made or distributed for profit or commercial advantage and that copies bear this notice and the full citation on the first page. Copyrights for components of this work owned by others than ACM must be honored. Abstracting with credit is permitted. To copy otherwise, or republish, to post on servers or to redistribute to lists, requires prior specific permission and/or a fee. Request permissions from permissions@acm.org.
Woodstock '18, June 03–05, 2018, Woodstock, NY

© 2018 Association for Computing Machinery.
ACM ISBN 978-1-4503-XXXX-X/18/06...\$15.00
<https://doi.org/10.1145/1122445.1122456>

like RocksDB equip each run with a filter. [13, 29] In typical LSM trees, the data in each run is fixed for the lifetime of that level, so each filter can be created with knowledge of the number of keys it will contain, even when the structure as a whole can grow without bound. However, point lookups that go through the filters require accessing $\lg n$ filters, where n is the number of keys in the LSM tree. A single growable filter structure can reduce this to a single filter query by storing one structure for all keys, rather than $\lg n$ structures.

Pagh et al. ends with an open problem of implementing these structures in a practical way. [33] This work answers that challenge with three practical extensible filters:

- (1) Section 3 presents the *taffy block filter* (“TBF”), a Bloom-filter-backed AMQ structure with $O(\lg n)$ lookup cost.
- (2) Section 4 presents the *taffy cuckoo filter* (“TCF”), a cuckoo-hashing-based AMQ structure with $O(1)$ lookup cost.
- (3) Section 5 presents the *minimal taffy cuckoo filters* (“MTCFs”), a cuckoo-hashing-based AMQ structure that decreases the space needed in a TCF by up to a factor of 2.

Section 6 describes experimental performance results on all three taffy filters and what circumstances each is suited for. Section 7 concludes with open questions.

2 PRIOR WORK

2.1 Split block Bloom filters

The insert and lookup operations in standard Bloom filters access $\lg(1/\epsilon)$ bits in an array of size m that stores $m \ln 2 / \lg(1/\epsilon)$ distinct elements. [5] These cause $\lg(1/\epsilon)$ cache misses and require the same number of hash function applications. Block Bloom filters reduce the number of cache misses to 1. [36]

Each block Bloom filter is implemented as an array of non-overlapping blocks. Each block is itself a Bloom filter. Blocks are no larger than a single cache line in size. To insert a key, the key is hashed to select the block to use, mapping a key x to $h(x) \bmod m/B$, where h is the hash function, m is the size of the block Bloom filter and B is the size of each block.

Once a block is selected, it is used as a “split” Bloom filter. [8] In a standard Bloom filter, to insert a key x , $k = m \ln 2 / n$ hash functions are applied to x , and each bit $h_k(x) \bmod B$ is set. In a split Bloom filter, the filter is split into k equal-sized non-overlapping “lanes”, each of size L . Upon insertion, the bits $iL + (h_i(x) \bmod L)$ for $0 \leq i < k$ are set. See Figure 1.

When a block Bloom filter is used with block size $B = 256$, $k = 8$ hash functions, and lane size $L = 32$, it is possible to use SIMD instructions to perform eight hash function computations at once, set eight bits at once, or check eight bits at once. The resulting Bloom filter has constant-time branch-free insert and lookup and is consistently faster than a cuckoo filter of the same size (See Figures 12 and 13). [15, 17, 26, 28]

Taffy block filters use split block Bloom filters as the building block to make an extensible filter with lower query time than a traditional Bloom filter would require in the same application.

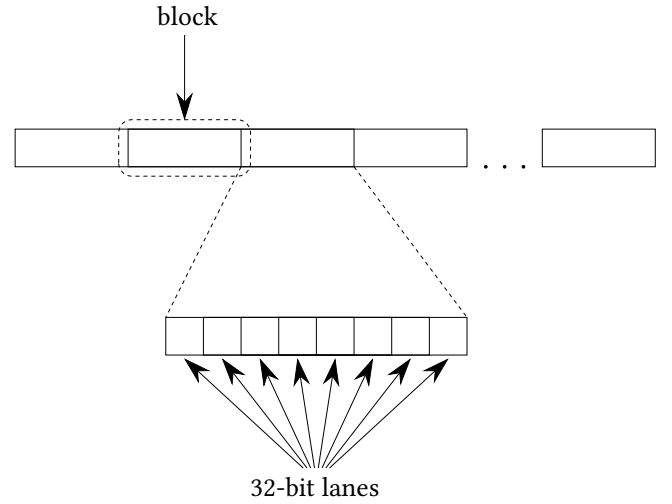


Figure 1: A diagram of a split block Bloom filter with $k = 8$ and $B = 256$. When inserting an element, a single bit is written in each of eight 32-bit lanes. Those lanes are stored contiguously in a single block, and each block fits within a single cache line. The bit to set in each lane is calculated by hashing the key eight times.

2.2 Cuckoo hashing

Cuckoo hashing is a method of collision resolution in open-addressing hash tables that assigns each key a small set of slots it can occupy. [32] In its simplest form, a cuckoo hash table consists of two arrays of size $(1 + \epsilon)n$ to store a set of n keys, for $0 < \epsilon < 1$. Each key is assigned one slot per array via the application of two hash functions on the key. To look up a key, both slots are checked.

Inserting a key is more complex. If neither slot for storing a key is available, one of the two occupying keys is evicted and replaced by the key being inserted. Now the victim of the eviction is in turn inserted. With high probability, eventually the evictions find an empty slot and the chain of evictions ends.

This bounds the occupancy of the table below 50%. [32] To improve the fill factor, cuckoo tables are usually implemented with finite-sized buckets instead of slots, where buckets can hold two or more elements. [12] Cuckoo filters, taffy cuckoo filters, and minimum taffy cuckoo filters all use buckets of size four. [14] In cuckoo filters, this raises the occupancy limit from 50% to over 90%. [40]

2.3 Succinct dictionaries with quotienting

Maps of size n with keys from a universe of size U can be naively stored in $n \lg U$ bits by storing every element in an array (with any order) of size n . Space can be saved using a technique called “quotienting”. [4, 23] The basic construction can be illustrated as follows: first, an array of size n is created in which each array slot can hold an arbitrary number of keys. [24] Then, a key pair k is stored in slot $k \bmod n$. Additionally, instead of storing k explicitly, $\lfloor k/n \rfloor$ is stored; $k \bmod n$ is the *implicitly-stored* part of the key and $\lfloor k/n \rfloor$ is the *explicitly-stored* part of the key. Because only $\lfloor k/n \rfloor$ is stored as the key, only $\lg U - \lfloor \lg n \rfloor$ bits are required to store it.

77	$\lfloor 77/4 \rfloor = 19$	$77 \bmod 4 = 1$	16
39	$\lfloor 39/4 \rfloor = 9$	$39 \bmod 4 = 3$	19
98	$\lfloor 98/4 \rfloor = 24$	$98 \bmod 4 = 2$	24
64	$\lfloor 64/4 \rfloor = 16$	$64 \bmod 4 = 0$	9

Figure 2: Quotienting with $n = 4$ and all buckets holding exactly one element. The column on the left represents a set of values in \mathbb{Z}_{128} , with each element taking 7 bits to store. The column in the middle shows another way of representing the same set as two parts per element: one of the lower order two bits and another of the higher order five. The column on the right stores the two low-order bits implicitly and the high order five bits explicitly.

Coming back to the array, this reduces the total storage required to $n(\lg U - \lfloor \lg n \rfloor)$. See Figure 2.

This technique is used with linear probing as the collision resolution mechanism in quotient filters. [4] Quotienting can also be used with cuckooing as the collision resolution mechanism. Cuckoo hash tables maintain $L \geq 1$ locations for each key, which could be stored in any of them. [32] Because more than one hash function is used and because eviction occurs, it must be possible to translate from a location-element pair to an alternate location-element pair for the same key

Backyard cuckoo hashing handles this by using L different invertible hash functions. [39] Upon insertion, each new key is first hashed with the L hash functions, then L locations are identified via quotienting. That is, an element x maps to $h_i(x)$ for $i < L$, and then the slot $h_i(x) \bmod n$ is checked. When an element is evicted, it is moved from $h_i(x)$ to some other $h_j(x)$, $j \neq i$. In order to calculate $h_j(x)$ from $h_i(x)$, each hash function h_i is a permutation with an inverse, so $h_j(x)$ can be calculated as $h_j(h_i^{-1}(h_i(x)))$.

Taffy cuckoo filters and minimal taffy cuckoo filters are practical implementations of the theory of quotienting cuckoo hash tables.

2.4 Filters that can grow

Pagh et al. describe two constructions to support extensible filters. [33] The first is implemented as a series of succinct dictionaries. Common similar constructions use Bloom filters and exponentially decreasing false positive probabilities in each subsequent filter in order to bound the total false positive rate. That is, they create a sequence of Bloom filters with the following pairs for the false positive probability and expected number of distinct values:

$$\langle \epsilon/2, 2 \rangle, \langle \epsilon/4, 4 \rangle, \langle \epsilon/8, 8 \rangle, \langle \epsilon/16, 16 \rangle, \dots$$

This leads to a storage footprint of more than $(\lg n + \lg(1/\epsilon))/\ln 2$ bits per element and a query time of $O(\lg^2 n + \lg(n/\epsilon))$. Pagh et al. reduce the lookup cost to $O(\lg n)$ by using a dictionary like Raman and Rao's that has $O(1)$ query time per filter. [33, 38] They also reduce the space usage to $O(\lg \lg n + \lg(1/\epsilon))$ bits per element by using the sequence $\langle O(\epsilon/i^2), 2^i \rangle$, rather than $\langle \epsilon/2^i, 2^i \rangle$. See Figure 3.

Pagh et al. also present a filter with the same space usage but $O(1)$ query time. [33] This filter maintains a map where the keys

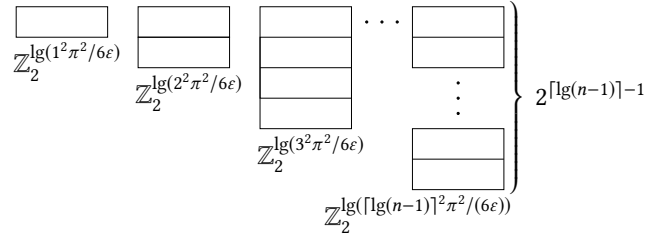


Figure 3: Pagh et al.'s first construction. In this construction, $\lceil \lg(n-1) \rceil$ dictionaries are maintained with exponentially increasing capacities and logarithmically increasing bit widths. The false positive probability of the n th dictionary, counting from 1, is $6\epsilon/i^2\pi^2$, and the sum of the false positive probabilities is $\leq \epsilon$. The lookup operation requires a dictionary lookup in $\lceil \lg(n-1) \rceil$ dictionaries.

In this diagram, columns of blocks represent dictionaries. The caption under a column is the type of the elements in the dictionary. For instance, the block with four rows in its column stores bit strings of length $\lg(3^2\pi^2/6\epsilon)$. Quotienting (see Section 2.3) and other space factors are not visible; neither are lookup or insert patterns.

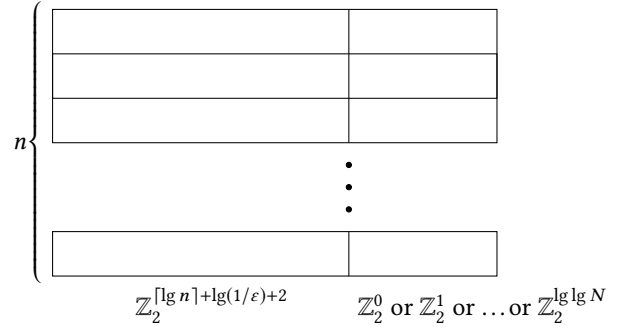


Figure 4: Pagh et al.'s second construction. In this construction of a growable filter, when a filter contains n items, it is stored as a dictionary in which the keys are bit strings of length $\lceil \lg n \rceil + \lg(1/\epsilon) + 2$ and the values are bit strings of length up to $\lg \lg N$, where N is the largest the filter will grow to. When $\lceil \lg n \rceil$ increases, the high-order bit of the value is appended to the key as a new low-order bit, thus extending the key length. Pagh et al. show that the fpp of such a dictionary is no more ϵ as long as $n < N$.

are bit strings of length $\lceil \lg n \rceil + \lg(1/\epsilon) + 2$ and the values are bit strings of length up to $\lg \lg N$, where N will be the largest size of the data structure. (This definition of N is not a problem in practice, as using U , the size of the universe of keys, should be sufficient for integer keys. For non-integer keys, they must be hashed down to an integer in order to use these structures, and using the universe of the set of integers each key is hashed to also works well.) After every 2^i insertions, a new map is created where the keys are one bit longer. The extra bit in the key is acquired by "stealing" a single bit from the value. See Figure 4 and Section 4.

Taffy filters extend the work of Pagh et al. to support Bloom filters in the first construction and space-efficient cuckoo hashing in the second. This work also implements the Pagh et al. structures for the first time and recommends circumstances under which each construction should be used.

2.5 Compact extensible dictionaries

Hash tables that are used to accommodate sets without a size known in advance typically do so by doubling in capacity. This means that at least 50% of the space goes unused at points, with an average unused percentage of at least 25%. Constructions like that of Raman and Rao are able to mitigate this, but they are largely theoretical. [38] Instead, Maier et al. uses the cuckoo hashing evict operation to incrementally resize a hash table. [31] First, the “DySECT” table is broken up into equal sized sub-arrays that can be resized independently. When the table gets close to full, exactly one of the sub-arrays is doubled in size. This frees up room that’s available in future eviction sequences, and the new space will slowly be filled. Eventually all arrays will have been doubled in size, thereby causing the whole table to have doubled in size without going through a phase with as low as 50% space usage.

Taffy filters extend quotienting-based dictionaries to DySECT tables for the first time.

3 TAFFY BLOCK FILTERS

The first construction from Pagh et al. consists of a set of sub-filters of geometrically decreasing false positive probabilities but exponentially increasing size. [33] The i th sub-filter is initialized to have false positive probability $6\epsilon/(i^2\pi^2)$ when filled to a capacity of 2^i .

As Pagh et al. describe it, this filter is constructed with only the first sub-filter in place. Inserts take place on the most recently added sub-filter (which is the largest), while lookups are performed by performing a lookup in each sub-filter until the element is found or there are no more sub-filters to search. Once 2^i inserts have taken place, a new sub-filter is initialized and added to the collection.

Using traditional Bloom filters, the lookup cost would be

$$\begin{aligned} \sum_{i=1}^{\lg n} \lg(i^2\pi^2/(6\epsilon)) &= \sum_{i=1}^{\lg n} \lg(i^2) + \lg(\pi^2) - \lg 6 + \lg(1/\epsilon) \\ &= \Theta(\lg^2 n + \lg n \lg(1/\epsilon)) \end{aligned}$$

Instead, Pagh et al. use dictionary-based filters that support constant-time lookup – such as cuckoo filters or Raman and Rao’s dictionary – rather than Bloom filters. [33, 38] This reduces the lookup time to $O(\lg n)$. Taffy block filters use split block Bloom filters to keep the lookup time logarithmic and independent of ϵ . See Section 6 for performance of TBFs compared to pre-sized split block Bloom filters.

4 TAFFY CUCKOO FILTERS

Taffy block filters require $\lg n$ lookup operations on their sub-filters. Pagh et al.’s second construction requires only $O(1)$ time per lookup, and taffy cuckoo filters are a concrete implementation of that.

```

1 Element := {fingerprint:  $\mathbb{Z}_2^{10}$ , tail:  $\cup_{i \leq 5} \mathbb{Z}_2^i$ }
2 Slot := Element⊥
3 Bucket := Slot[4]
4 Side(k) := {Bucket[ $2^k$ ], Permutation:  $S_{2^{k+10}}$ }
5 TCF(U, k) := {Side(k)[2], HashFunction:  $U \rightarrow \mathbb{Z}_2^{64}$ }
```

Listing 1: The types of a TCF. \mathbb{T}_\perp means the type \mathbb{T} extended with the element \perp , indicating “null” or “empty”. S_i is the symmetric group on \mathbb{Z}_i – the set of all permutations on \mathbb{Z}_i . $\mathbb{T}[n]$ denotes an array of n values of type T . $A \cup B$ represents a tagged disjoint union of A and B ; even if $A \subseteq B$, $A \cup B \neq B$. Structs are denoted by curly brackets $\{\}$, and members of structs can be referenced by their name or by their type. For instance, if s is a $\text{Side}(k)$, then $s.\text{Bucket}$ and $s.\text{Permutation}$ are both meaningful expressions.

Taffy cuckoo filters use quotienting cuckoo tables (as in backyard cuckoo hashing [39]) to store their data. The keys are bit-strings of length $\lfloor \lg n \rfloor + F$ and the values are bit-strings of length V , for some fixed F (for “fingerprint”) and V (for “value”). By quotienting in an array of size $\Omega(n)$, each key-value pair can be stored in $\lfloor \lg n \rfloor + F + V - \lg n + O(1)$ bits, for a total space usage of $(F + V)n + O(n)$. For performance and simplicity purposes, we pick $F + V = 16$, but this is not a requirement of the structure.

TCFs are based on cuckoo tables and have two sides of slots. TCFs also use bucketing for cuckoo hashing, with buckets of size 4. [12] Each side of a TCF comes equipped with a permutation on bit-strings of length $\lg n + F - O(1)$. A key-value pair (x, y) is stored in one of two buckets: the one in side 0 pointed to by the high-order $\lg n - O(1)$ bits of $P_0(x)$ or the one in side 1 pointed to by the high-order $\lg n - O(1)$ bits of $P_1(x)$, where P_i is the permutation associated with side i .

More concretely, an element consists of two groups of bits: one of size 10, and the other of size up to 5. The former is called the fingerprint and the latter is called the tail. A bucket consists of four (possibly empty) slots, each of which can hold one element. A side consists of 2^k buckets for some k as well as a permutation on \mathbb{Z}_2^{k+10} . A TCF consists of two sides and one hash function that produces a 64-bit key. The two sides have the same number of buckets but different permutations. See Listing 1.

Lookup. A lookup begins by hashing a key with the TCF’s hash function. (Listing 2, line 12) Then the lookup operation does the following:

- (1) Applies a permutation to the most-significant $k + 10$ bits in the key. (Listing 2, line 14)
- (2) Reserves the next 5 bits of the key; this will be the key’s tail.
- (3) Using the most-significant k bits in the permuted bits, selects a bucket. (Line 15) (The remaining 10 bits in the permuted value are the fingerprint.)
- (4) Checks to see if any slot contains an element with an identical fingerprint. (Line 3) If so, checks if the element’s tail is a prefix of the key’s tail. If yes, returns True. Otherwise, returns False.

In total, lookup searches through eight slots.

```

1 LookupBucket(fingerprint, tail, bucket) {
2   for (element : bucket) {
3     if (element.fingerprint == fingerprint
4         && element.tail.IsPrefixOf tail) {
5       return True
6     }
7   }
8   return False
9 }
10
11 Lookup(input: U, tcf: TCF(U, k)) {
12   hashed := tcf.HashFunction(input)
13   for (side : tcf.Side[0], tcf.Side[1]) {
14     permuted := side.Permutation(hashed[0, k+10])
15     bucket := side.Bucket[permuted[0, k]]
16     if LookupBucket(permuted[k, k+10], hashed[k+10, k+15],
17                     bucket) {
18       return True
19     }
20   }
21   return False
22 }

```

Listing 2: Pseudocode for the lookup operation on TCFs. $S[a, b)$ denotes the bits in S starting at location a and continuing through $b - 1$.

Insert. Insert places the key’s fingerprint and tail in one of the eight empty slots corresponding to that key, if one is found. If none is found, insert selects an occupied slot from the bucket to *evict*: the element in this slot will be moved to the other side. (Listing 3, Line 19)

The evict operation first reconstructs the high order $k + 10$ bits of the key by concatenating the k bits of the bucket index and the 10 bits of the fingerprint, then applying that side’s permutation in reverse to the value. (Line 23–24) Using the same tail (this does not get permuted), the evict operation then inserts the evicted data into the opposite side; this continues until an empty slot is encountered (Line 18).

Upsize. When a TCF is nearly full, inserts may fail. This is identical to the situation with cuckoo filters. When this happens, the Upsize method must be called to double the size of the structure. (Listing 4)

The upsize operation begins by creating a new TCF. (Line 9) To transfer the data from the older to the newer TCF, upsize uses a modified version of the evict algorithm. Upsize first reconstructs the $k + 10$ bits of the key that were used to construct the bucket index and fingerprint. (Line 14)

Then a bit is “stolen” from the tail and appended onto the end of the key. (Line 3) The high order bit of the tail is removed from the tail and added to the low-order end of the key. Since the tail was taken unaltered from the key, this gives $k + 11$ bits of the original key. The new tail is now decreased in size by one. The key and the new tail of it can now be inserted into one of the sides of the new TCF as described above. (Line 17)

```

1 InsertBucket(fingerprint, tail, bucket) {
2   new_element := {fingerprint, tail}
3   for(slot : bucket) {
4     if (slot == ⊥) {
5       slot := new_element
6       return ⊥
7     }
8   }
9   swap(new_element, RandomSlotIn(bucket))
10  return new_element
11 }
12
13 InsertSide(tcf: TCF(U,k), side:  $\mathbb{Z}_2$ , hashed:  $\mathbb{Z}_2^{k+10}$ ,
14            tail:  $\cup_{i \leq 5} \mathbb{Z}_2^i$ ) {
15   permuted := side.Permutation(hashed)
16   bucket := side.Bucket[permuted[0, k]]
17   slot = InsertBucket(permuted[k, k+10], tail, bucket)
18   if (slot == ⊥) return
19   Evict(tcf, side, permuted[0, k], slot)
20 }
21
22 Evict(tcf: TCF(U,k), side:  $\mathbb{Z}_2$ , bucket_index:  $\mathbb{Z}_{2^k}$ , element) {
23   permuted := Concat(bucket_index, element.fingerprint)
24   hashed := tcf[side].Permutation-1(permuted)
25   InsertSide(tcf, 1 - side, hashed, element.tail)
26 }
27
28 InsertTCF(input: U, tcf: TCF(U, k)) {
29   if (Lookup(input, tcf)) return
30   hashed := tcf.HashFunction(input)
31   InsertSide(tcf, 0, hashed[0, k+10], hashed[k+10, k+15])
32 }

```

Listing 3: Pseudocode for the insert operation on TCFs

This works as long as the tail has positive length. If the tail has length zero, there is nothing to steal from. Instead, two candidate keys are created from the reverse-permuted $k + 10$ bits by appending a zero and a one. (Listing 4, line 5) It’s indeterminate which one of these was in the original key, so both are inserted. (Line 20) Pagh et al. show that the fpp remains less than 2^{-F+2} . [33]

Union and Intersection. In addition to lookup, insert, and upsize, TCFs also support iterating over all elements. Iteration yields all of the recoverable hashed bits by performing the quotienting in reverse (combining element locations with element fingerprints), then appending the tail. (See Listing 5) Combined with lookup and insert, iterate enables union and intersection operations.

For union, taffy cuckoo filters iterate over the smaller filter and insert each element into the larger filter, unless they are already present. For intersection, TCFs iterate over the smaller filter and lookup each element in the larger filter. If the lookup fails, iteration proceeds to the next element. Otherwise, the longer bit string of the two elements is inserted into the intersection. Note that this may sometimes be the element from the smaller TCF, since the tails have variable length

```

1 Steal(head, tail) {
2   if (|tail| > 0) {
3     return Concat(head, tail[0]), tail[1, |tail|)
4   }
5   return Concat(head, 0), Concat(head, 1)
6 }
7
8 Upsize(tcf: TCF(U, k)) {
9   result := new TCF(U, k + 1)
10  for (side : tcf) {
11    for (bucket_index :  $\mathbb{Z}_{2^k}$ ) {
12      for (element : side.Bucket[bucket_index]) {
13        permuted := Concat(bucket_index, element.fingerprint)
14        hashed := side.Permutation-1(permuted)
15        if (|tail| > 0) {
16          (head, tail) := Steal(hashed, element.tail)
17          InsertSide(result, 0, head, tail)
18        } else {
19          for (longhead : Steal(hashed, element.tail)) {
20            InsertSide(result, 0, longhead, element.tail)
21          }
22        }
23      }
24    }
25  }
26  tcf = result
27 }

```

Listing 4: Pseudocode for the upsize operation on TCFs.

```

1 Iterate(tcf: TCF(U, k)) {
2   result := new TCF(U, k + 1)
3   for (side : tcf) {
4     for (bucket_index :  $\mathbb{Z}_{2^k}$ )
5       for (element : side.Bucket[bucket_index]) {
6         permuted := Concat(bucket_index, element.fingerprint)
7         result := side.Permutation-1(permuted)
8         yield Concat(result, element.tail)
9       }
10  }
11 }
12 }

```

Listing 5: Pseudocode for iteration on TCFs; uses coroutines

This support for union and intersection is in contrast to TBFs, which do not support for iteration or intersection. TBFs do support union, but at a cost: while union operations on TCFs produce a filter with the sum of the false positive probabilities of the input filters, unions on TBFs perform like unions on Bloom filters. If one Bloom filter has a fraction α of its bits set and another β , the union has $\alpha + \beta - \alpha\beta$ of its bits set in expectation. For instance, when $\alpha = \beta = 0.5$ and $k = 8$, the false positive rate goes up by a factor of $0.75^8 / 0.5^8 \approx 25.63$.

Freeze and Thaw. TCFs also support *freeze* and *thaw* operations. Freeze reduces the space consumption of a TCF from $O(\lg \lg N +$

$\lg(1/\epsilon))$ to $O(\lg(1/\epsilon))$ bits per item, where N is the largest size the structure will grow to. It does so by recreating the structure as a TCF with tail length capacity 0. Thaw simply turns a frozen structure into an unfrozen structure by recreating a TCF with tail length capacity $\lg \lg N$ in which all of the tails are empty. This allows new inserts to take place while capturing their tails.

5 MINIMAL TAFFY CUCKOO FILTERS

Taffy cuckoo filters suffer from a step-function space usage: at each point, the structure has a size which is a power of two, sometimes allocating much more space than will be needed. (See Figure 8.) To address this, this section describes a similar structure using DySECT to reduce the space usage to only what is needed. [31]

DySECT is a variant of cuckoo hashing. A DySECT table consists of some number of subtables, and as the table gets more and more full, it grows by doubling the size of one of its subtables. Just as in cuckoo hashing, upon an insertion, an element may be evicted. As new elements are inserted into the table, they evict older elements, and this movement causes the newly-doubled subtable to fill up.

This section proposes minimal taffy cuckoo filters (“MTCFs”), an application of the DySECT idea to quotienting and taffy filters. Some complications arise:

- (1) Because subtables have different sizes, the bits that are implicitly stored using quotienting varies depends on which part of the table an element is in. To address this, fingerprints in MTCFs have variable size.
- (2) Because fingerprints have variable size, there must be multiple permutations per side, one for each size of fingerprint.
- (3) Because there are multiple permutations per side, a key may be in multiple distinct buckets each side, which decreases the performance and increases the false positive probability.

In an MTCF, each element has a fingerprint of size 8 or 9 and a tail of size up to 5.¹ A bucket consists of four (possibly empty) slots, each of which can hold one element. A level consists of two arrays of the same size, each with 2^k buckets for some k . The table consists of four permutations, one hash function, 32 levels, and one cursor pointing to some index in the set of levels. The maximum and minimum k across all levels differ by at most 1. Levels at location less than the cursor have the larger size. If all levels have the same size, the cursor must be 0. See Listing 6 and Figure 5.

The permutations are grouped by side, two for each. The permutations are on values with length $k + 13$ and $k + 14$, where 2^k is the size of the smallest table, measured in buckets.

If there are larger and smaller levels, then every element in the larger levels has a fingerprint of size 8, not 9. This is because the implicitly-stored part of the key is one-bit longer in the larger levels, so the explicitly stored part can be shorter.

In an MTCF, upsize only increases the size of one of the levels, not the whole structure. As a result, the capacity of the filter tracks more closely the number of entries in the table. (See Figure 7.)

A lookup operation in an MTCF first applies each of the four permutations to the hashed key.

- For the permutations on $k + 14$ bits (Listing 7, line 11), the first five bits indicate the level, the next k or $k + 1$ indicate

¹As in TCFs, these constants are picked for performance and ease of implementation. Any other constants are possible.

```

1 MEElement := {fingerprint:  $\mathbb{Z}_2^8 \cup \mathbb{Z}_2^9$ , tail:  $\cup_{i \leq 5} \mathbb{Z}_2^i$ }
2 MSslot := MEElement1
3 MBBucket := MSslot[4]
4 Level(k) := MBBucket[2][ $2^k$ ]  $\cup$  MBBucket[2][ $2^{k+1}$ ]
5 Permutation(k) :=  $S_{2^{k+13}} \cup S_{2^{k+14}}$ 
6 MTCF(U, k) := {cursor:  $\mathbb{Z}_{32}$ ,
7               Level(k)[32],
8               Permutation(k)[2],
9               HashFunction:  $U \rightarrow \mathbb{Z}_2^{64}$ }

```

Listing 6: The types of an MTCF. A $\text{Permutation}(k)$ is a tagged union of permutations; wlog it can be applied to bit strings of known length.

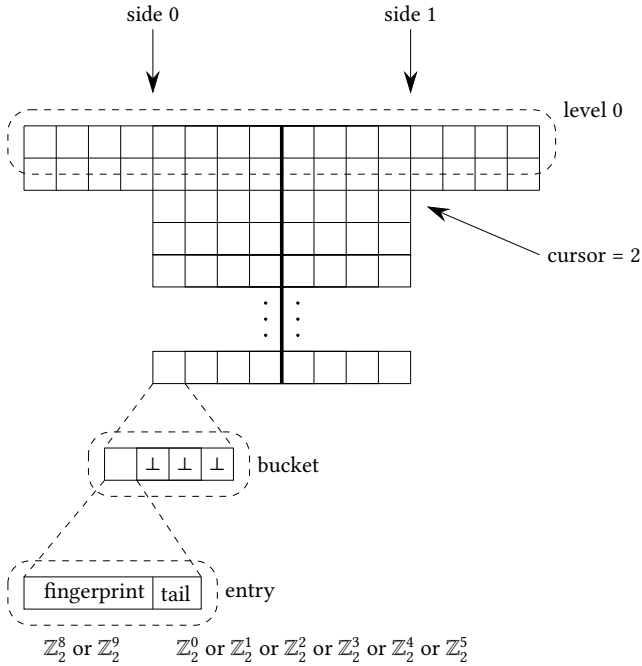


Figure 5: A diagram of an MTCF. In this example, $k = 2$, so the larger levels have $2^{k+1} = 8$ buckets on each side, while the smaller levels have four. In the first bucket of side 0 of the 32nd level, the last three slots are empty. If the entry were from one of the larger levels above the cursor, then the fingerprint would have to be from \mathbb{Z}_2^8 , rather than from $\mathbb{Z}_2^8 \cup \mathbb{Z}_2^9$

the bucket, and the remaining 8 or 9 bits are the fingerprint. Lookup proceeds as it does in the TCF case, by checking if fingerprints match and if the stored tail is a prefix of the tail of the key being looked up. (Lines 15–16.)

- For the permutations on $k + 13$ bits, the first five bits again indicate the level. (Line 3.)
 - If the level has tables with 2^{k+1} buckets, the permuted key is not used for lookup; to do otherwise would leave only $k + 13 - 5 - (k + 1) = 7$ bits for the fingerprint, which is

```

1 LookupSide(mtcf: MTCF(U, k), side:  $\mathbb{Z}_2$ , hashed:  $\mathbb{Z}_2^{64}$ ) {
2   permuted := mtcf.Permutation[side](hashed[0, k+13])
3   level_number := permuted[0, 5]
4   if (level_number  $\geq$  mtcf.cursor) {
5     bucket := mtcf.Level[level_number][permuted[5, k + 5]]
6     if (LookupBucket(permuted[k+5, k+13],
7                     hashed[k+13, k+18], bucket)) {
8       return True
9     }
10  }
11  permuted = mtcf.Permutation[side](hashed[0, k+14])
12  level_number = permuted[0, 5]
13  middle := (level_number  $\geq$  mtcf.cursor) then k+5 else k+6
14  bucket := mtcf.Level[level_number][permuted[5, middle]]
15  return LookupBucket(permuted[middle, k+14],
16                    hashed[k+14, k+19], bucket)
17 }
18
19 MLookup(mtcf: TCF(U, k), key: U) {
20   hashed := mtcf.HashFunction(key)
21   for (side : {0, 1}) {
22     if (LookupSide(mtcf, side, hashed)) return True
23   }
24   return False
25 }

```

Listing 7: The lookup operation in an MTCF. Notice that up to four buckets may be searched: between one and two per side.

not possible. That key is simply skipped and the lookup continues with the next key. (Line 4)

- Otherwise, the level has tables with 2^k buckets, and we can proceed as in the $k + 14$ case. (Lines 5–10)

Insert. In insert operations, as in lookup, the first five bits of the permuted item indicate the level. (Listing 8, lines 17, 19, 26, and 47–48) Just as in TCFs, the insert operation on a bucket produces an eviction. (Listing 8, lines 5–8) During an evict operation in an insert, an element may move between levels with differently-sized arrays of buckets. When the fingerprint has size 8 and the level moved *from* has a bucket array of size 2^k and the level moved *to* has a bucket array of size 2^{k+1} , the number of explicitly stored bits (the fingerprint bits) is now $(k + 8) - (k + 1) = 7$. Since every fingerprint must be of length 8 or 9, a bit must be stolen from the tail. (Lines 29–36) As in TCFs, if there are no bits to steal, two new key prefixes are created and inserted, as one of them must be the prefix of the original key. (Line 34) See Figure 6.

The analysis of iterate, union, intersection, and freeze/thaw is identical to that of TCFs.

6 EVALUATION

TBFs, TCFs, and MTCFs have been implemented and tested for correctness; this section describes their space usage, false positive probabilities, and performance under the insert and lookup operations.

```

1 MInsertSide(mtcf: MTCF(U, k), side:  $Z_2$ , level_number:  $Z_{32}$ ,
2   bucket_number:  $Z_{2k} \cup Z_{2k+1}$ , fingerprint  $Z_2^8 \cup Z_2^9$ ,
3   tail:  $\sum_{i \leq 5} Z_2^i$ ) {
4   bucket := mtcf.Level[level_number][side][bucket_number]
5   new_slot := InsertBucket(fingerprint, tail, bucket)
6   if (new_slot ==  $\perp$ ) return
7   fingerprint = new_slot.fingerprint
8   tail = new_slot.tail
9   permuted := Concat(level_number, bucket_number, fingerprint)
10  hashed := mtcf.Permutation[side]-1(permuted)
11  permuted = mtcf.Permutation[1 - side](hashed)
12  MInsertPermuted(mtcf, side, permuted, tail)
13 }
14
15 MInsertPermuted(mtcf: MTCF(U, k), side:  $Z_2$ ,
16   permuted:  $Z_2^{k+13} \cup Z_2^{k+14}$ , tail:  $\sum_{i \leq 5} Z_2^i$ ) {
17   level_number := permuted[0, 5)
18   if (|permuted| == k + 14) {
19     middle := if (level_number ≥ mtcf.cursor)
20       then k+5 else k+6
21     MInsertSide(mtcf, 1 - side, level_number,
22       permuted[5, middle),
23       permuted[middle, k+14), tail)
24     return
25   }
26   if (level_number ≥ mtcf.cursor) {
27     permuteds := {permuted}
28     middle := k + 5
29   } else if (|tail| > 0) {
30     (permuted, tail) := Steal(permuted, tail)
31     permuteds := {permuted}
32     middle := k + 6
33   } else {
34     permuteds := Steal(permuted, tail)
35     middle := k + 6
36   }
37   for (p : permuteds) {
38     MInsertSide(mtcf, 1 - side, level_number, p[5, middle),
39       p[middle, middle + 8), tail)
40   }
41 }
42
43 InsertMTCF(mtcf: MTCF(U, k), key: U) {
44   if (MLookup(mtcf, key)) return
45   hashed := mtcf.HashFunction(key)
46   permuted := mtcf.Permutation[0](hashed[0, k+14))
47   level_number := permuted[0, 5)
48   middle := if (level_number ≥ mtcf.cursor)
49     then k+5 else k+6
50   bucket_number := permuted[5, middle)
51   fingerprint := permuted[middle, k+14)
52   tail := hashed[k+14, k+19)
53   MInsertSide(mtcf, 0, level_number, bucket_number,
54     fingerprint, tail)
55 }

```

Listing 8: Pseudocode for the insert operation on MTCFs

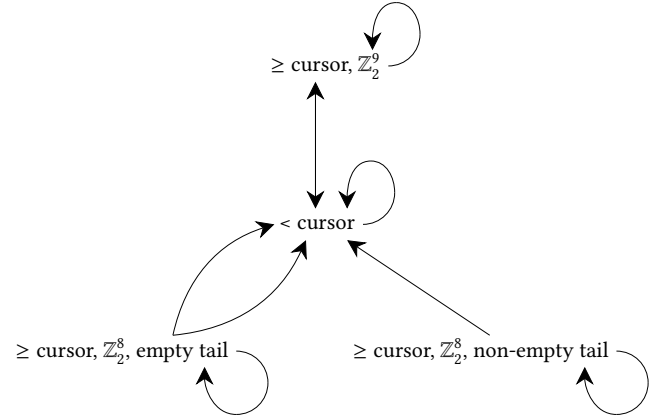


Figure 6: This diagram illustrates the transitions an element in an MTCF can go through when evicted. The states indicate the lengths of the level, fingerprint, and tail. For instance, when a level's index is less than the cursor (the center state in this diagram), the length of that level is twice what it would be if its index were higher. In any of the four states, an eviction may move an element from that state to itself. For instance, an element in a long level can be evicted to stay in a long level, and the same can be said of an element with a long fingerprint (which must necessarily be in a short level). For elements in a short level with a short fingerprint and no tail, when they are evicted to an element in a long level, two elements are created, as it is impossible to steal a bit from the empty tail.

In each chart, TBFs are configured for a maximum fpp of 0.4%. In each chart, all taffy filters are configured with an initial capacity of 1. All experiments were performed on both an Intel i7-7800X with 96GB of memory and SMT turned on and an AWS EC2 instance of class mg6.medium with 4GB of memory and a single Graviton2 ARM-based core. The experiments use Ubuntu 18.04 and 20.04, respectively, and g++ 10 and 9, respectively.

For performance testing, we equip both TCFs and MTCFs with stashes. [22] We set both filters to upsize when they are 90% full or their stashes have size greater than 4.

For comparison, the graphs also include a cuckoo filter (labeled "CF") with fingerprints of size 12 and a split block Bloom filter (labeled "SBBF") sized to hold 100 million elements with an fpp of 0.4%.

6.1 Space

A filter with a false positive probability of ϵ must take up at least $\lg(1/\epsilon)$ bits per element. [9] Practical filters use more space. For instance, Bloom filters use $\lg(1/\epsilon)/\ln 2$ bits per element, which is about $1.44 \lg(1/\epsilon)$. Cuckoo filters and quotient filters use $(\lg(1/\epsilon) + d)/\alpha$ where d is between 2 and 3, and α is the fill factor, between 80% - 99%. [4, 14, 35] Static filters that do not support insert – such as the ribbon filter – can use nearly optimal space. [13]

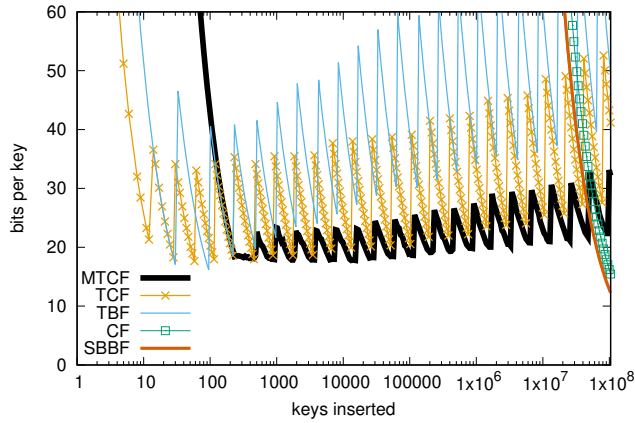


Figure 7: Number of bits (per element) each filter type needs.

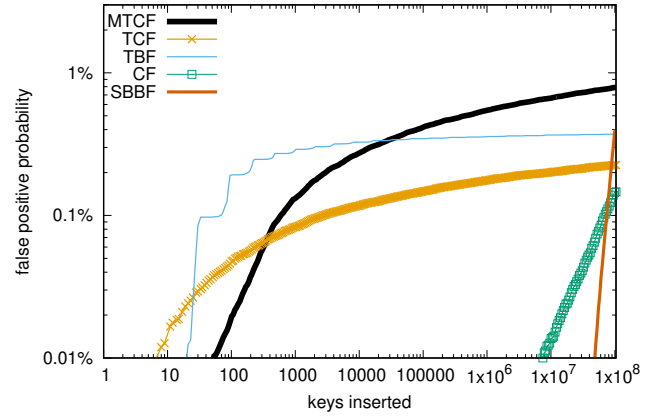
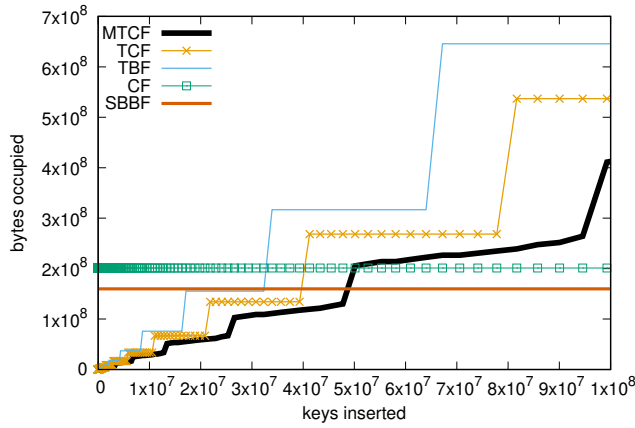
Figure 9: This figure shows ϵ , the false positive probability.

Figure 8: The amount of space used by each filter at the given number of keys inserted.

However, Pagh et al. showed that filters that can grow, like taffy filters can, must use at least $\lg(1/\epsilon) + \Omega(\lg \lg n)$ bits per element. [33] Figures 7 and 9 show the actual bits per element and $\lg(1/\epsilon)$, respectively.

Cuckoo filters cannot grow (without changing the number of bits per slot and doubling the false positive rate). As such, cuckoo filters are only visible over 10 million elements on the space graph, since their bits per key starts out at over 1.2 billion. The same is true of split block Bloom filters.

Figures 7 and 8 show the periodic nature of the space used in taffy filters. When a filter increases in size, the number of bits per element increases as well. MTCFs moderate this pattern, but do not eliminate it.

6.2 Time

Figures 10, 11, 12, and 13 show the performance of taffy filter operations. For inserts, TBFs are the fastest of the three taffy filter variants; they are even faster than the fastest non-taffy variant, split block Bloom filters. TBFs inserts are faster than the other cuckoo

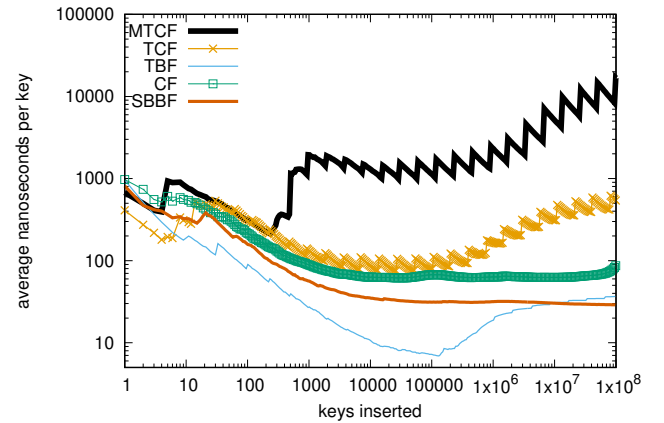


Figure 10: Insert times for filters, i7-7800X.

filters because they are simple, branch-free, and induce a single cache miss; they are faster than the pre-sized split block Bloom filter because, while being built, the entirety of the TBF fits in cache until about 10 million elements have been inserted. This holds true across both x86 and ARM machines

For lookups, the situation is more complex. Of the resizable filters, the taffy cuckoo filter is the fastest once the size of the filter has over 100,000 – 1,000,000 elements.

6.3 Discussion

The MTCF offers lower space than the other two taffy filters, but its speed is substantially worse. It has significant insertion time increases when it is hard to find an eviction sequence; in this case consecutive insert operations may call `upsized`, causing a spike in the graph. (See Figures 10 and 11.) This cyclic behavior was noted by Maier et al. [31]

During lookup operations on MTCFs, when the cursor is close to 32, the performance improves as the four potential locations to look for a key are more frequently reduced to two, since the shorter

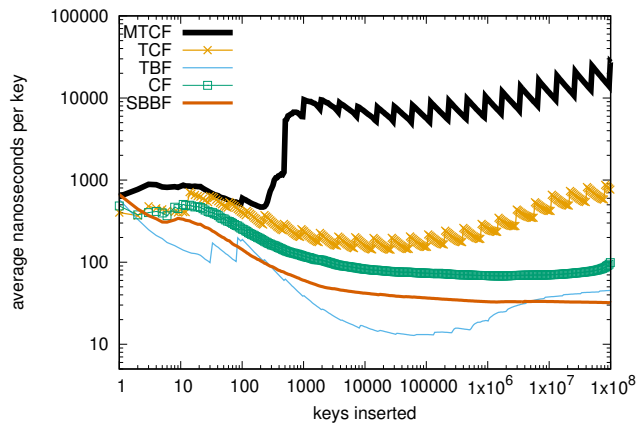


Figure 11: Insert times for filters on an AWS EC2 m6g.medium with an ARM-based Graviton2.

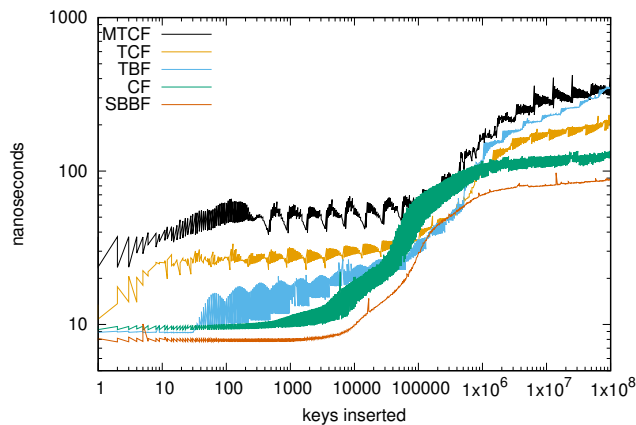


Figure 12: Lookup times for filters, i7-7800X.

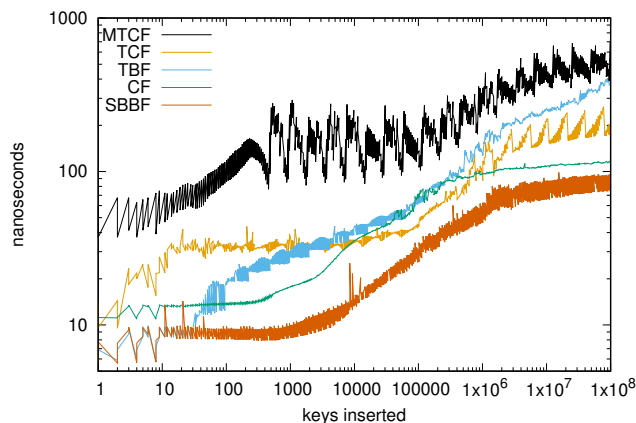


Figure 13: Lookup times for filters on an AWS EC2 m6g.medium with an ARM-based Graviton2.

permuted keys are no longer long enough for most of the levels in the structure.

Split-block Bloom filters and cuckoo filters are still attractive choices when the size of the set to be approximated is known in advance. When a growable filter is needed, the application matters quite a bit. If saving every byte matters, MTCFs are called for. If union, intersection, or freeze operations are needed, a TCF is called for. Otherwise, a practitioner must ask themselves:

- Is the workload write-heavy or read-heavy? Write-heavy workloads favor TBFs over TCFs.
- Is the set likely to exceed one million elements (x86) or 5000 elements (ARM)? If yes, a TCF is an attractive choice.

The code for taffy filters is available on GitHub under a permissive open-source license.²

7 FUTURE WORK

Future work includes:

- The stash limitations for the TCF and MTCF are very low - tuned for a linear search. It is not necessary that the stashes be unstructured - giving structure to the stash, as in backyard cuckoo hashing, could allow the stash to grow and the fill factor to go higher without needing to upsize. [39]
- There is an additional structure supporting sets of unknown sizes described in [27]. This structure is mostly theoretical and depends on a certain type of prefix search structure with large embedded constants. However, a practical version of this may be possible to build.
- For the TCF, alternate quotienting dictionaries, including quotient filters, broom filters, or bucketing hash tables (as presented by Köppl et al.) could potentially improve performance. [3, 4, 24]
- Testing taffy filters in various applications requiring the use of extensible approximate membership query structures would be of interest.

ACKNOWLEDGMENTS

Thanks to Pedro Vasallo and Alex Breslow for helpful discussions and feedback.

REFERENCES

- [1] Mohammad Alaggan, Sébastien Gambs, and Anne-Marie Kermarrec. 2012. BLIP: Non-interactive Differentially-Private Similarity Computation on Bloom filters. In *Stabilization, Safety, and Security of Distributed Systems*, Andréa W. Richa and Christian Scheideler (Eds.). Springer Berlin Heidelberg, Berlin, Heidelberg, 202–216.
- [2] Paulo Sérgio Almeida, Carlos Baquero, Nuno Preguiça, and David Hutchison. 2007. Scalable Bloom Filters. *Inform. Process. Lett.* 101, 6 (2007), 255–261. <https://doi.org/10.1016/j.ipl.2006.10.007>
- [3] Michael A. Bender, Martin Farach-Colton, Mayank Goswami, Rob Johnson, Samuel McCauley, and Shikha Singh. 2018. Bloom Filters, Adaptivity, and the Dictionary Problem. In *2018 IEEE 59th Annual Symposium on Foundations of Computer Science (FOCS)*. 182–193. <https://doi.org/10.1109/FOCS.2018.00026>
- [4] Michael A. Bender, Martin Farach-Colton, Rob Johnson, Russell Kraner, Bradley C. Kuszmaul, Dzejl Medjedovic, Pablo Montes, Pradeep Shetty, Richard P. Spillane, and Erez Zadok. 2012. Don't Thrash: How to Cache Your Hash on Flash. *Proc. VLDB Endow.* 5, 11 (July 2012), 1627–1637. <https://doi.org/10.14778/2350229.2350275>
- [5] Burton H. Bloom. 1970. Space/Time Trade-Offs in Hash Coding with Allowable Errors. *Commun. ACM* 13, 7 (July 1970), 422–426. <https://doi.org/10.1145/362686.362692>

²<https://github.com/jbapple/libfilter>

- [6] Peter Boncz, Thomas Neumann, and Orri Erling. 2014. TPC-H Analyzed: Hidden Messages and Lessons Learned from an Influential Benchmark. In *Performance Characterization and Benchmarking*, Raghunath Nambiar and Meikel Poess (Eds.). Springer International Publishing, Cham, 61–76.
- [7] Alex D. Breslow and Nuwan S. Jayasena. 2020. Morton filters: fast, compressed sparse cuckoo filters. *The VLDB Journal* 29, 2 (2020), 731–754.
- [8] Andrei Broder and Michael Mitzenmacher. 2004. Network applications of Bloom filters: A survey. *Internet mathematics* 1, 4 (2004), 485–509.
- [9] Larry Carter, Robert Floyd, John Gill, George Markowsky, and Mark Wegman. 1978. Exact and Approximate Membership Testers. In *Proceedings of the Tenth Annual ACM Symposium on Theory of Computing* (San Diego, California, USA) (STOC '78). Association for Computing Machinery, New York, NY, USA, 59–65. <https://doi.org/10.1145/800133.804332>
- [10] Sang Kil Cha, Iulian Moraru, Jiyong Jang, John Truelove, David Brumley, and David G. Andersen. 2011. SplitScreen: Enabling efficient, distributed malware detection. *Journal of Communications and Networks* 13, 2 (2011), 187–200. <https://doi.org/10.1109/JCN.2011.6157418>
- [11] Sarang Dharmapurikar, Praveen Krishnamurthy, and David E. Taylor. 2003. Longest Prefix Matching Using Bloom Filters. In *Proceedings of the 2003 Conference on Applications, Technologies, Architectures, and Protocols for Computer Communications* (Karlsruhe, Germany) (SIGCOMM '03). Association for Computing Machinery, New York, NY, USA, 201–212. <https://doi.org/10.1145/863955.863979>
- [12] Martin Dietzfelbinger and Christoph Weidling. 2007. Balanced allocation and dictionaries with tightly packed constant size bins. *Theoretical Computer Science* 380, 1 (2007), 47–68. <https://doi.org/10.1016/j.tcs.2007.02.054>
- [13] Peter C. Dillinger and Stefan Walzer. 2021. Ribbon filter: practically smaller than Bloom and Xor. *CoRR* abs/2103.02515 (2021). arXiv:2103.02515 <https://arxiv.org/abs/2103.02515>
- [14] Bin Fan, Dave G Andersen, Michael Kaminsky, and Michael D Mitzenmacher. 2014. Cuckoo filter: Practically better than bloom. In *Proceedings of the 10th ACM International Conference on emerging Networking Experiments and Technologies*. 75–88.
- [15] Bin Fan, Jim Apple, Florian Jacob, Daniel Baker, Dave Andersen, José Luis Pereira, Antonio Mallia, and Arni Birgisson. 2017. *Cuckoo Filter*. <https://github.com/efficient/cuckoofilter>
- [16] Li Fan, Pei Cao, J. Almeida, and A.Z. Broder. 2000. Summary cache: a scalable wide-area Web cache sharing protocol. *IEEE/ACM Transactions on Networking* 8, 3 (2000), 281–293. <https://doi.org/10.1109/90.851975>
- [17] The Apache Software Foundation. 2016. Impala 2.7.0. <https://github.com/apache/impala/tree/2.7.0>
- [18] Dimitris Geneiatakis, Nikos Vrakas, and Costas Lambrinoudakis. 2009. Utilizing Bloom Filters for Detecting Flooding Attacks against SIP Based Services. *Comput. Secur.* 28, 7 (Oct. 2009), 578–591. <https://doi.org/10.1016/j.cose.2009.04.007>
- [19] Michael T. Goodrich and Michael Mitzenmacher. 2011. Invertible bloom lookup tables. In *2011 49th Annual Allerton Conference on Communication, Control, and Computing (Allerton)*. 792–799. <https://doi.org/10.1109/Allerton.2011.6120248>
- [20] Thomas Mueller Graf and Daniel Lemire. 2020. Xor Filters: Faster and Smaller Than Bloom and Cuckoo Filters. *ACM J. Exp. Algorithmics* 25 (2020). <https://doi.org/10.1145/3376122>
- [21] Deke Guo, Jie Wu, Honghui Chen, Ye Yuan, and Xueshan Luo. 2010. The Dynamic Bloom Filters. *IEEE Transactions on Knowledge and Data Engineering* 22, 1 (2010), 120–133. <https://doi.org/10.1109/TKDE.2009.57>
- [22] Adam Kirsch, Michael Mitzenmacher, and Udi Wieder. 2009. More Robust Hashing: Cuckoo Hashing with a Stash. *SIAM J. Comput.* 39, 4 (Dec. 2009), 1543–1561.
- [23] Donald E Knuth. 1973. *The art of computer programming: Sorting and searching*. Vol. 3. Chapter 6.4, Exercise 13.
- [24] Dominik Köppl, Simon J. Puglisi, and Rajeev Raman. 2020. Fast and Simple Compact Hashing via Bucketing. In *18th International Symposium on Experimental Algorithms (SEA 2020) (Leibniz International Proceedings in Informatics (LIPIcs))*, Simone Faro and Domenico Cantone (Eds.), Vol. 160. Schloss Dagstuhl–Leibniz-Zentrum für Informatik, Dagstuhl, Germany, 7:1–7:14. <https://doi.org/10.4230/LIPIcs.SEA.2020.7>
- [25] Marcel Kornacker, Alexander Behm, Victor Bittorf, Taras Bobrovitsky, Alan Choi, Justin Erickson, Martin Grund, Daniel Hecht, Matthew Jacobs, Ishaan Joshi, Lenni Kuff, Dileep Kumar, Alex Leblang, Nong Li, Henry Robinson, David Rorke, Silvius Rus, John Russell, Dimitris Tsirogiannis, Skye Wanderman-Milne, and Michael Yoder. 2015. Impala: A modern, open-source sql engine for hadoop. In *In Proc. CIDR'15*.
- [26] Harald Lang, Thomas Neumann, Alfons Kemper, and Peter Boncz. 2019. Performance-Optimal Filtering: Bloom Overtakes Cuckoo at High Throughput. *Proc. VLDB Endow.* 12, 5 (Jan. 2019), 502–515. <https://doi.org/10.14778/3303753.3303757>
- [27] Mingmou Liu, Yitong Yin, and Huacheng Yu. 2020. Succinct Filters for Sets of Unknown Sizes. In *47th International Colloquium on Automata, Languages, and Programming (ICALP 2020) (Leibniz International Proceedings in Informatics (LIPIcs))*, Artur Czumaj, Anuj Dawar, and Emanuela Merelli (Eds.), Vol. 168. Schloss Dagstuhl–Leibniz-Zentrum für Informatik, Dagstuhl, Germany, 79:1–79:19. <https://doi.org/10.4230/LIPIcs.ICALP.2020.79>
- [28] Jianyuan Lu, Ying Wan, Yang Li, Chuwen Zhang, Huichen Dai, Yi Wang, Gong Zhang, and Bin Liu. 2018. Ultra-fast Bloom filters using SIMD techniques. *IEEE Transactions on Parallel and Distributed Systems* 30, 4 (2018), 953–964.
- [29] Chen Luo and Michael J Carey. 2020. LSM-based storage techniques: a survey. *The VLDB Journal* 29, 1 (2020), 393–418.
- [30] Lailong Luo, Deke Guo, Ori Rottenstreich, Richard TB Ma, Xueshan Luo, and Bangbang Ren. 2019. The consistent cuckoo filter. In *IEEE INFOCOM 2019-IEEE Conference on Computer Communications*. 712–720.
- [31] Tobias Maier, Peter Sanders, and Stefan Walzer. 2019. Dynamic space efficient hashing. *Algorithmica* 81, 8 (2019), 3162–3185.
- [32] Rasmus Pagh and Flemming Friche Rodler. 2004. Cuckoo hashing. *Journal of Algorithms* 51, 2 (2004), 122–144. <https://doi.org/10.1016/j.jalgor.2003.12.002>
- [33] Rasmus Pagh, Gil Segev, and Udi Wieder. 2013. How to Approximate a Set without Knowing Its Size in Advance. In *2013 IEEE 54th Annual Symposium on Foundations of Computer Science*. 80–89. <https://doi.org/10.1109/FOCS.2013.17>
- [34] Prashant Pandey, Michael A. Bender, Rob Johnson, and Rob Patro. 2017. A General-Purpose Counting Filter: Making Every Bit Count. In *Proceedings of the 2017 ACM International Conference on Management of Data* (Chicago, Illinois, USA) (SIGMOD '17). 775–787. <https://doi.org/10.1145/3035918.3035963>
- [35] Prashant Pandey, Alex Conway, Joe Durie, Michael A. Bender, Martin Farach-Colton, and Rob Johnson. 2021. Vector Quotient Filters: Overcoming the Time/Space Trade-Off in Filter Design. In *Proceedings of the 2021 International Conference on Management of Data (Virtual Event, China) (SIGMOD/PODS '21)*. 1386–1399. <https://doi.org/10.1145/3448016.3452841>
- [36] Felix Putze, Peter Sanders, and Johannes Singler. 2007. Cache-, Hash- and Space-Efficient Bloom Filters. In *Experimental Algorithms*, Camil Demetrescu (Ed.). 108–121.
- [37] Do Le Quoc, Istemi Ekin Akkus, Pramod Bhatotia, Spyros Blanas, Ruichuan Chen, Christof Fetzer, and Thorsten Strufe. 2018. ApproxJoin: Approximate Distributed Joins. In *Proceedings of the ACM Symposium on Cloud Computing* (Carlsbad, CA, USA) (SoCC '18). Association for Computing Machinery, New York, NY, USA, 426–438. <https://doi.org/10.1145/3267809.3267834>
- [38] Rajeev Raman and Satti Srinivasa Rao. 2003. Succinct Dynamic Dictionaries and Trees. In *Automata, Languages and Programming*. 357–368.
- [39] G. Segev, Y. Arbritman, and M. Naor. 2010. Backyard Cuckoo Hashing: Constant Worst-Case Operations with a Succinct Representation. In *2013 IEEE 54th Annual Symposium on Foundations of Computer Science*. 787–796. <https://doi.org/10.1109/FOCS.2010.80>
- [40] Stefan Walzer. 2018. Load thresholds for cuckoo hashing with overlapping blocks. *45th International Colloquium on Automata, Languages, and Programming: ICALP 2018, Prague, Czech Republic, July 9–13, 2018* 107 (Jul 2018), art. 102. <https://doi.org/10.4230/LIPIcs.ICALP.2018.102>
- [41] Minmei Wang, Mingxun Zhou, Shouqian Shi, and Chen Qian. 2019. Vacuum Filters: More Space-Efficient and Faster Replacement for Bloom and Cuckoo Filters. *Proc. VLDB Endow.* 13, 2 (Oct. 2019), 197–210. <https://doi.org/10.14778/3364324.3364333>
- [42] Fan Zhang, Hanhua Chen, Hai Jin, and Pedro Reviriego. 2021. The Logarithmic Dynamic Cuckoo Filter. In *2021 IEEE 37th International Conference on Data Engineering (ICDE)*. 948–959. <https://doi.org/10.1109/ICDE51399.2021.00087>