

AI Descartes: Combining Data and Theory for Derivable Scientific Discovery

Cristina Cornelio^{1,2,†}, Sanjeeb Dash^{1,†}, Vernon Austel¹, Tyler R. Josephson^{3,4}, Joao Goncalves¹, Kenneth Clarkson¹, Nimrod Megiddo¹, Bachir El Khadir¹, and Lior Horesh^{1,*}

¹IBM Research

²Samsung AI Center Cambridge

³Department of Chemical, Biochemical, and Environmental Engineering, University of Maryland, Baltimore County

⁴Department of Chemistry and Chemical Theory Center, University of Minnesota

*corresponding author: lhoresh@us.ibm.com

†these authors contributed equally to this work

ABSTRACT

Scientists have long aimed to discover meaningful formulae which accurately describe experimental data. One common approach is to manually create mathematical models of natural phenomena using domain knowledge, then fit these models to data. In contrast, machine-learning algorithms automate the construction of accurate data-driven models while consuming large amounts of data. Ensuring that such models are consistent with existing knowledge is an open problem. We develop a method for combining logical reasoning with symbolic regression, enabling principled derivations of models of natural phenomena. We demonstrate these concepts for Kepler’s third law of planetary motion, Einstein’s relativistic time-dilation law, and Langmuir’s theory of adsorption, automatically connecting experimental data with background theory in each case. We show that laws can be discovered from few data points when using formal logical reasoning to distinguish the correct formula from a set of plausible formulas that have similar error on the data. The combination of reasoning with machine learning provides generalizable insights into key aspects of natural phenomena. We envision that this combination will enable derivable discovery of fundamental laws of science. We believe that this is a crucial first step for connecting the missing links in automating the scientific method.

Introduction

Artificial neural networks (NN) and statistical regression are commonly used to automate the discovery of patterns and relations in data. NNs return “black-box” models, where the underlying functions are typically used for prediction only. In

standard regression, the functional form is determined in advance, so model discovery amounts to parameter fitting. In symbolic regression (SR)^{1,2}, the functional form is *not* determined in advance, but is instead composed from operators in a given list, e.g., $+$, $-$, \times , and \div , and calculated from the data. SR models are typically more “interpretable” than NN models, and require less data. Thus, for discovering laws of nature in symbolic form from experimental data, SR may work better than NNs or fixed-form regression³; integration of NNs with SR has been a topic of recent developments in neuro-symbolic AI⁴⁻⁶. A major challenge in SR is to identify, out of many models that fit the data, those that are *scientifically meaningful*. Some attempts have been done, e.g., Schmidt and Lipson³ identify meaningful functions as those that balance accuracy and complexity. However many such expressions exist for a given dataset, and not all are consistent with the known background theory.

Another approach would be to start from the known background theory, but there are no existing practical reasoning tools that generate theorems consistent with experimental data from a set of known axioms. Automated Theorem Provers (ATPs), the most widely-used reasoning tools, instead solve the task of proving a conjecture for a given logical theory. Computational complexity is a major challenge for ATPs; for certain types of logic, proving a conjecture is undecidable. Moreover, deriving models from a logical theory using formal reasoning tools is especially difficult when arithmetic and calculus operators are involved (e.g., see⁷ for the case of inequalities).

Machine-learning techniques have been used to improve the performance of ATPs, e.g., by using reinforcement learning to guide the search process⁸. This research area has received much attention recently^{9–11}.

Models that are derivable, and not merely empirically accurate, are appealing because they are arguably correct, predictive, and insightful. We attempt to obtain such models by combining a novel mathematical-optimization-based SR method with a reasoning system. This yields an end-to-end discovery system, which extracts formulas from data via SR, and then furnishes either a formal proof of derivability of the formula from a set of axioms, or a proof of inconsistency. We present novel measures that indicate how close a formula is to a derivable formula, when the model is provably non-derivable, and we calculate the values of these measures using our reasoning system.

To the best of our knowledge, there is limited work combining SR with ATP: Marra et al.¹² use a logic-based description to constrain the output of a GAN neural architecture for generating images; while Scott et al.¹³ and Ashok et al.¹⁴ combine machine-learning tools and reasoning engines to augment the initial dataset with new points in order to improve efficiency of learning methods and the fidelity of the final model to known theory.

Methodology

Our automated scientific discovery method aims to discover an unknown *symbolic model* $y = f^*(\mathbf{x})$ where \mathbf{x} is the vector¹ (x_1, \dots, x_n) of independent variables, and y is the dependent variable. The discovered model f (an approximation of f^*) should fit a collection of m data points, $((\mathbf{X}^1, Y^1), \dots, (\mathbf{X}^m, Y^m))$, be derivable from a background theory, have low complexity and bounded prediction error. More specifically, the inputs to our system are 4-tuples $\langle \mathcal{B}, \mathcal{C}, \mathcal{D}, \mathcal{M} \rangle$ as follows.

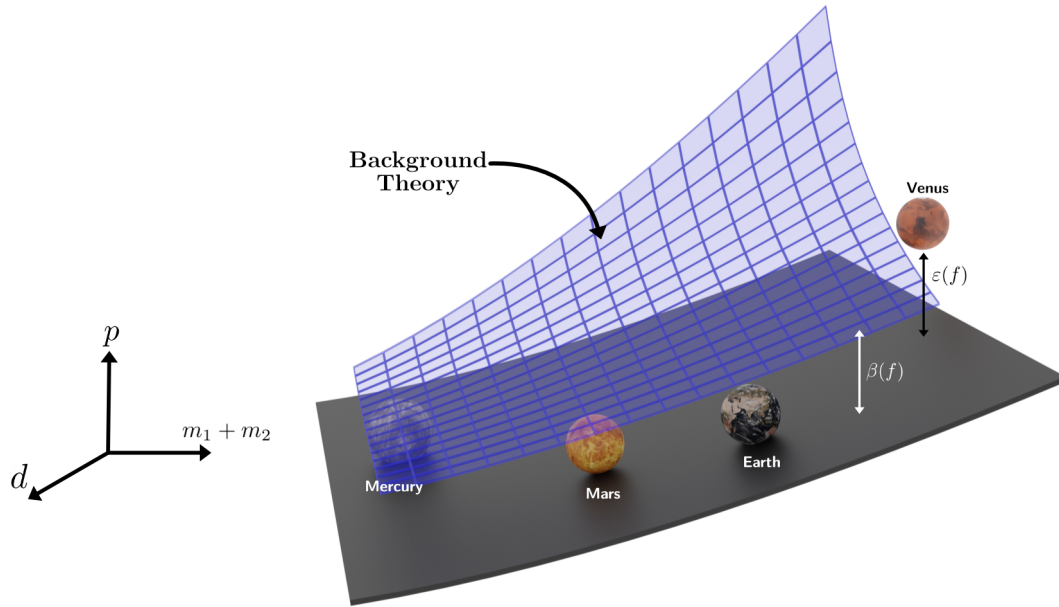


Figure 1. Depiction of the numerical data, background theory, and a discovered model for Kepler’s third law of planetary motion giving the orbital period of a planet in the solar system. The data consists of measurements (m_1, m_2, d, p) of the mass of the sun m_1 , the orbital period p and mass m_2 for each planet and its distance d from the sun. The background theory amounts to Newton’s laws of motion, i.e., the formulae for centrifugal force, gravitational force, and equilibrium conditions. The 4-tuples (m_1, m_2, d, p) are projected into $(m_1 + m_2, d, p)$. The blue manifold represents solutions of the background-theory axioms. The grey manifold corresponds to the discovered model f . The double arrows indicate the distances $\beta(f)$ and $\epsilon(f)$.

¹Bold letters indicate vectors.

- **Background Knowledge \mathcal{B} :** a set of domain-specific axioms expressed as logic formulae². They involve \mathbf{x} , and y , and possibly more variables that are necessary to formulate the background theory. We assume that the background theory \mathcal{B} is *complete*, that is, it contains all the axioms necessary to comprehensively explain the phenomena under consideration, and *consistent*, that is, the axioms do not contradict one another. These two assumptions guarantee that there exists a unique derivable function³ $f_{\mathcal{B}}$ that logically represents the variable of interest y .
- **A Hypothesis Class \mathcal{C} :** a set of admissible symbolic models defined by a grammar, a set of invariance constraints to avoid redundant expressions (e.g., $A + B$ is equivalent to $B + A$) and constraints on the functional form (e.g., monotonicity).
- **Data \mathcal{D} :** a set of m examples, each providing certain values for x_1, \dots, x_n , and y .
- **Modeler Preferences \mathcal{M} :** a set of numerical parameters, e.g., error bounds on accuracy.

In general, there may not exist a function $f \in \mathcal{C}$ that fits the data exactly and is derivable from \mathcal{B} . This could happen because the symbolic model generating the data might not belong to \mathcal{C} , the sensors used to collect the data might give noisy measurements, or the background knowledge might be inaccurate or incomplete. To quantify the compatibility of a symbolic model with data and background theory, we introduce the notion of *distance* between a model f and \mathcal{B} . Roughly, it reflects the error between the predictions of f and the predictions of a formula $f_{\mathcal{B}}$ derivable from \mathcal{B} (thus, the distance equals zero when f is derivable from \mathcal{B}). Figure 1 provides a visualization of these two notions of distance for the problem of learning Kepler’s third law of planetary motion from solar-system data and background theory.

Our system consists mainly of an SR-module and a reasoning module. The SR-module returns multiple candidate symbolic models (or formulae) expressing y as a function of x_1, \dots, x_n and that fit the data. For each of these models, the system outputs the distance $\varepsilon(f)$ between f and \mathcal{D} and the distance $\beta(f)$ between f and \mathcal{B} . We will also be referring to $\varepsilon(f)$ and $\beta(f)$ as *errors*.

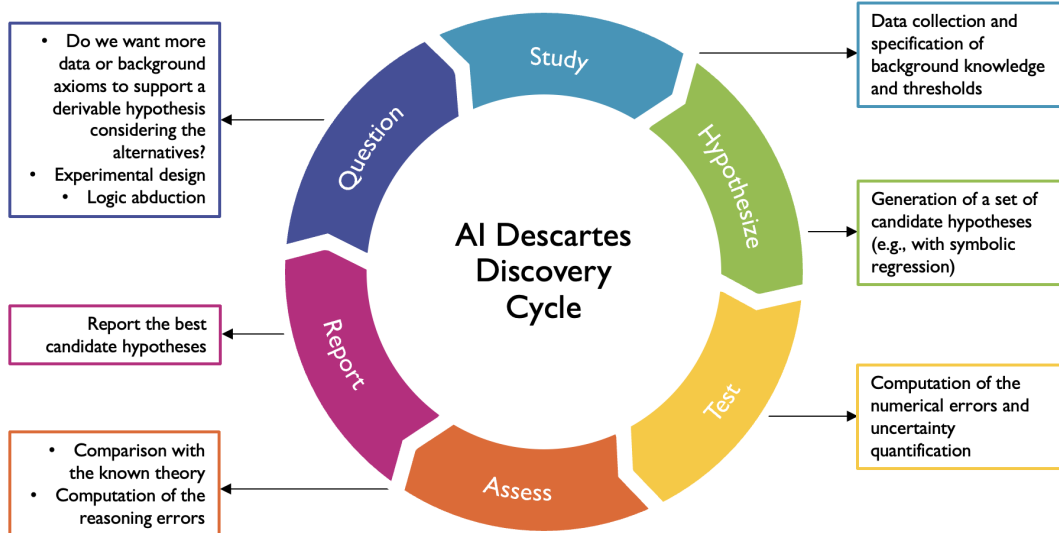


Figure 2. An interpretation of the scientific method as implemented by our system. The colors match the respective components of the system in Fig 3.

²In our implementation we focus on first-order-logic formulae with equality, inequality and basic arithmetic operators.

³Note that although the derivable function is unique, there may exist different functional forms that are equivalent on the domain of interest. Considering the domain $\{0, 1\}$ for a variable x , the two functional forms $f(x) = x$ and $f(x) = x^2$ both define the same function.

These functions are also tested to see if they satisfy the specified constraints on the functional form (in \mathcal{C}) and the modeler-specified level of accuracy and complexity (in \mathcal{M}). When the models are passed to the reasoning module (along with the background theory \mathcal{B}), they are tested for derivability. If a model is found to be derivable from \mathcal{B} , it is returned as the chosen model for prediction; otherwise, if the reasoning module concludes that no candidate model is derivable, it is necessary to either collect additional data or add constraints. In this case, the reasoning module will return a quality assessment of the input set of candidate hypotheses based on the distance β , removing models that do not satisfy the modeler-specified bounds on β . The distance (or error) β is computed between a function (or formula) f , derived from numerical data, and the derivable function $f_{\mathcal{B}}$ which is implicitly defined by the set of axioms in \mathcal{B} and it is logically represented by the variable of interest y . The distance between the function $f_{\mathcal{B}}$ and any other formula f depends only on the background theory and the formula f and not on any particular functional form of $f_{\mathcal{B}}$. Moreover, the reasoning module can prove that a model is not derivable by returning counterexample points that satisfy \mathcal{B} but do not fit the model.

SR is typically solved with genetic programming (GP)^{1-3,15}, however methods based on mixed-integer nonlinear programming (MINLP) have recently been proposed¹⁶⁻¹⁸. In this work, we develop a new MINLP-based SR solver (described in the supplementary material). The input consists of a set of the operators $\{+, -, \times, \div, \sqrt{\cdot}, \log, \exp\}$, an upper bound on expression complexity, and an upper bound on the number of constants used that do not equal 1. Given a dataset, the system formulates multiple MINLP instances to find an expression that minimizes the least-squares error. Each instance is solved approximately, subject to a time limit. Both linear and nonlinear constraints can be imposed. In particular, dimensional consistency is imposed when physical dimensions of variables are available.

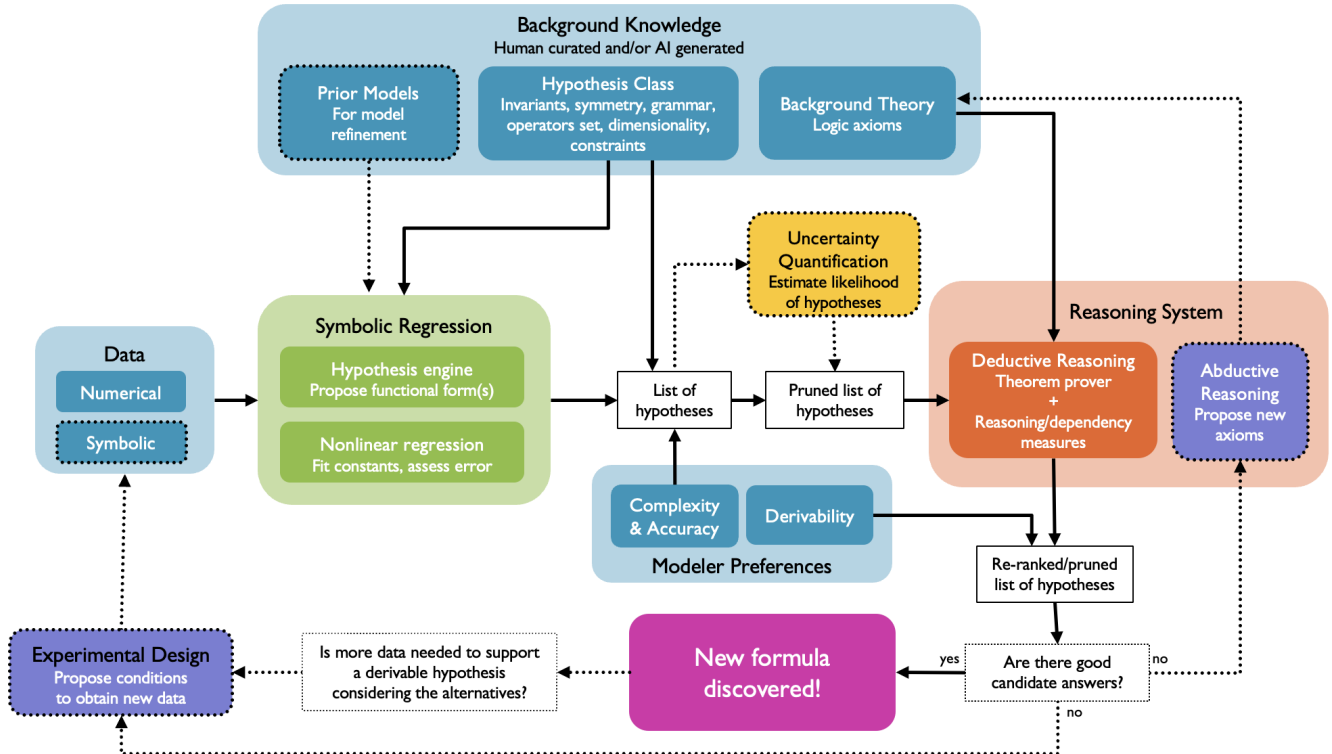


Figure 3. System overview. Solid lines and boundaries correspond to our system, and dotted lines and boundaries indicate standard techniques for scientific discovery (human-driven or artificial) that have not been integrated into the current system. The present system generates hypotheses from data using symbolic regression, which are posed as conjectures to an automated deductive reasoning system, which proves or disproves them based on background theory or provides reasoning-based quality measures.

We use KeYmaera X¹⁹ as reasoning tool, an ATP for hybrid systems, which combines different types of reasoning: deductive, real-algebraic, and computer-algebraic reasoning. We also use Mathematica²⁰ for certain types of analysis of symbolic expressions. While a formula found by any grammar-based system (such as a SR system) is syntactically correct, it may contradict the axioms of the theory or not be derivable from them. In some cases, if the formula is not derivable, then the theory may not have enough axioms; the formula may be provable under an extended axiom set (possibly discovered by abduction) or an alternative one (e.g. using a relativistic set of axioms rather than a “Newtonian” one).

An overview of our system seen as a discovery cycle is shown in Figure 2. Our discovery cycle is inspired by Descartes who advanced the scientific method and emphasized the role that logical deduction, and not empirical evidence alone, play in forming and validating scientific discoveries. Our present approach contrasts with implementations of the scientific method that obtain hypotheses from theory and then check them against data; instead we obtain hypotheses from data and assess them against theory.

A more detailed schematic of the system is depicted in Figure 3, where the bold lines and boundaries correspond to the system we present in this work, and the dashed lines and boundaries refer to standard techniques for scientific discovery that we have not yet integrated into our current implementation.

Results

We tested the different capabilities of our system with three problems (more details in Methods). First, we considered the problem of deriving Kepler’s third law of planetary motion, providing reasoning-based measures to analyze the quality and generalizability of the generated formulae. Extracting this law from experimental data is challenging, especially when the masses involved are of very different magnitudes. This is the case for the solar system, where the solar mass is much larger than the planetary masses. The reasoning module helps in choosing between different candidate formulae and identify the one that generalize better: using our data and theory integration we were able to re-discover Kepler’s third law. We then considered Einstein’s time-dilation formula. Although we did not recover this formula from data, we used the reasoning module to identify the formula that generalizes best. Moreover, analyzing the reasoning errors with two different set of axioms (one with “Newtonian” assumptions and one relativistic), we were able to identify the theory that better explain the phenomena. Finally, we considered Langmuir’s adsorption equation, whose background theory contains material-dependent coefficients. By relating these coefficients to the ones in the SR-generated models via existential quantification, we were able to logically prove one of the extracted formulae.

To conclude, we have demonstrated the value of combining logical reasoning with symbolic regression in obtaining meaningful symbolic models of physical phenomena, in the sense that they are consistent with background theory and generalize well in a domain that is significantly larger than the experimental data. The synthesis of regression and reasoning yields better models than can be obtained by SR or logical reasoning alone. Improvements or replacements of individual system components and introduction of new modules (abductive reasoning, experimental design, etc. not described in this work for the sake of brevity) would extend the capabilities of the overall system.

A deeper integration of reasoning and regression can help synthesize models that are both data driven and based on first principles, and lead to a revolution in the scientific discovery process. The discovery of models that are consistent with prior knowledge will accelerate scientific discovery, and enable proceeding beyond existing discovery paradigms.

Methods

Kepler's third law of planetary motion.

Kepler's law relates the distance d between two bodies, e.g., the sun and a planet in the solar system, and their orbital periods. It can be expressed as

$$p = \sqrt{\frac{4\pi^2 d^3}{G(m_1 + m_2)}} , \quad (1)$$

where p is the period, G is the gravitational constant, and m_1 and m_2 are the two masses. It can be derived using the following axioms of the background theory \mathcal{B} , describing the center of mass (axiom K1), the distance between bodies (axiom K2), the gravitational force (axiom K3), the centrifugal force (axiom K4), the force balance (axiom K5), and the period (axiom K6):

$$\text{K1. } m_1 * d_1 = m_2 * d_2$$

$$\text{K2. } d = d_1 + d_2$$

$$\text{K3. } F_g = \frac{Gm_1m_2}{d^2}$$

$$\text{K4. } F_c = m_2 d_2 w^2$$

$$\text{K5. } F_g = F_c$$

$$\text{K6. } p = \frac{2\pi}{w}$$

$$\text{K7. } m_1 > 0, m_2 > 0, p > 0, d_1 > 0, d_2 > 0 .$$

We considered three real-world datasets: planets of the solar system,⁴ the solar-system planets along with exoplanets from Trappist-1 and the GJ 667 system,⁵ and binary stars²¹. These datasets contain measurements of pairs of masses, a sun and a planet for the first two, and two suns for the third, the distance between them, and the orbital period of the planet around its sun in the first two datasets or the orbital period around the common center of mass in the third dataset. The data we use is given in the supplementary material. Note that the dataset does not contain measurements for a number of variables in the axiom system, such as d_1, d_2, F_g , etc. The goal is to recover Kepler's third law from the data, i.e., to obtain p as the above-stated function of d, m_1 and m_2 . The SR-module takes as input the set $\{+, -, \times, \div, \sqrt{\cdot}\}$ and outputs a set of candidate formulas.

None of the formulae obtained via SR are derivable, though some are close approximations to derivable formulae. We evaluate the quality of these formulae by writing a logic program for calculating the error β of a formula with respect to a derivable formula.

We use three measures, defined below, to assess the correctness of a data-driven formula from a reasoning viewpoint: the *pointwise reasoning error*, the *generalization reasoning error*, and *variable dependence*.

Pointwise reasoning error: The key idea is to compute a distance between a formula generated from the numerical data and some derivable formula that is implicitly defined by the axiom set. The distance is measured by the ℓ_2 or ℓ_∞ norm applied to the differences between the values of the numerically-derived formula and a derivable formula at the points in the dataset.

These results can be extended to other norms.

⁴<https://nssdc.gsfc.nasa.gov/planetary/factsheet/>

⁵NASA exoplanet archive <https://exoplanetarchive.ipac.caltech.edu/>

We compute the relative error of numerically derived formula $f(\mathbf{x})$ applied to the m data points \mathbf{X}^i ($i = 1, \dots, m$) with respect to $f_{\mathcal{B}}(\mathbf{x})$, derivable from the axioms via these expressions⁶:

$$\beta_2^r = \sqrt{\sum_{i=1}^m \left(\frac{f(\mathbf{X}^i) - f_{\mathcal{B}}(\mathbf{X}^i)}{f_{\mathcal{B}}(\mathbf{X}^i)} \right)^2} \quad \text{and} \quad \beta_{\infty}^r = \max_{1 \leq i \leq m} \left\{ \frac{|f(\mathbf{X}^i) - f_{\mathcal{B}}(\mathbf{X}^i)|}{|f_{\mathcal{B}}(\mathbf{X}^i)|} \right\}. \quad (2)$$

The KeYmaera formulation of these two measures for the first formula of Table 1 can be found in the supplementary material. Absolute-error variants of the first and second expressions in (2) are denoted by $\beta_2^a, \beta_{\infty}^a$, respectively. The numerical (data) error measures ϵ_2^r and ϵ_{∞}^r are defined by replacing $f_{\mathcal{B}}(\mathbf{X}^i)$ by Y_i in (2). Analogous to β_2^a and β_{∞}^a , we also define absolute-numerical-error measures ϵ_2^a and ϵ_{∞}^a .

Table 1 reports in columns 5 and 6 the values of β_2^r and β_{∞}^r , respectively. It also reports the relative numerical errors ϵ_2^r and ϵ_{∞}^r in columns 3 and 4, measured by the ℓ_2 and ℓ_{∞} norms, respectively, for the candidate expressions given in column 2 when evaluated on the points in the dataset.⁷

The pointwise reasoning errors β_2 and β_{∞} are not very informative if SR yields a low-error candidate expression (measured with respect to the data), and the data itself satisfies the background theory up to a small error, which indeed is the case with the data we use; the reasoning errors and numerical errors are very similar.

Generalization reasoning error: Even when one can find a function that fits given data points well, it is challenging to obtain a function that *generalizes* well, i.e., one which yields good results at points of the domain not equal to the data points. Let $\beta_{\infty, S}^r$ be calculated for a candidate formula $f(\mathbf{x})$ over a domain S that is not equal to the original set of data points as follows:

$$\beta_{\infty, S}^r = \max_{\mathbf{x} \in S} \left\{ \frac{|f(\mathbf{x}) - f_{\mathcal{B}}(\mathbf{x})|}{|f_{\mathcal{B}}(\mathbf{x})|} \right\}, \quad (3)$$

where we consider the relative error and, as before, the function $f_{\mathcal{B}}(\mathbf{x})$ is not known, but is implicitly defined by the axioms in the background theory. We call this measure the *relative generalization reasoning error*. If we do not divide by $f_{\mathcal{B}}(\mathbf{x})$ in the above expression, we get the *absolute* version $\beta_{\infty, S}^a$ of this error metric. For the Kepler dataset, we let S be the smallest multi-dimensional interval (or Cartesian product of intervals on the real line) containing all data points. In column 7 of Table 1, we show the relative generalization reasoning error $\beta_{\infty, S}^r$ on the Kepler datasets with S defined as above. If this error is roughly the same as β_{∞}^r the pointwise relative reasoning error for ℓ_{∞} , e.g., for the solar system dataset, then the formula extracted from the numerical data is as accurate at points in S as it is at the data points.

Variable dependence: In order to check if the functional dependence of a candidate formula on a specific variable is accurate, we compute the generalization error over a domain S where the domain of this variable is extended by an order of magnitude beyond the smallest interval containing the values of the variable in the dataset. Thus we can check whether there exist special conditions under which the formula does not hold. We modify the endpoints of an interval by one order of magnitude, one variable at a time. If we notice an increase in the generalization reasoning error while modifying intervals for one variable, we deem the candidate formula as missing a dependency on that variable. A missing dependency might occur, for example, because the exponent for a variable is incorrect, or that variable is not considered at all when it should be. One can get further insight into the type of dependency by analyzing how the error varies, e.g., linearly or exponentially. Table 1 provides, in columns 8–10, results regarding the candidate formulae for Kepler’s third law. For each formula, the dependencies on m_1 , m_2 , and d are indicated by 1 or 0 (for correct or incorrect dependency). For example, the candidate formula $p = \sqrt{0.1319 \cdot d^3}$ for the solar system does not depend on either mass, and the dependency analysis suggests that the formula approximates well the phenomenon in the solar system, but not for larger masses.

⁶ $f_{\mathcal{B}}(\mathbf{X}^i)$ denotes a derivable formula for the variable of interest y evaluated at the data point \mathbf{X}^i .

⁷ We minimize the absolute ℓ_2 error ϵ_2^a (and not the relative error ϵ_2^r), when obtaining candidate expressions via symbolic regression.

The best formula for the binary-star dataset, $\sqrt{d^3/(0.9967m_1 + m_2)}$, has no missing dependency (all ones in columns 8–10), i.e., it generalizes well; increasing the domain along any variable does not increase the generalized reasoning error.

Figure 4 provides a visualization of the two errors ϵ_2^r and β_2^r for the first three functions of Table 1 (solar-system dataset) and the ground truth f^* .

1	2	3	4	5	6	7	8	9	10
Dataset	Candidate formula $p =$	numerical error ϵ_2^r	point. reas. err. ϵ_∞^r	point. reas. err. β_2^r	point. reas. err. β_∞^r	gen. reas. error $\beta_{\infty,S}^r$	dependencies m_1	m_2	d
solar	$\sqrt{0.1319 \cdot d^3}$.01291	.006412	.0146	.0052	.0052	0	0	1
	$\sqrt{0.1316 * (d^3 + d)}$	1.9348	1.7498	1.9385	1.7533	1.7559	0	0	0
	$(0.03765d^3 + d^2)/(2 + d)$.3102	.2766	.3095	.2758	.2758	0	0	0
exoplanet	$\sqrt{0.1319d^3/m_1}$.08446	.08192	.02310	.0052	.0052	0	0	1
	$\sqrt{m_1^2 m_2^3/d + 0.1319 d^3/m_1}$.1988	.1636	.1320	.1097	> 550	0	0	0
	$\sqrt{(1 - .7362m_1)d^3/2}$	1.2246	.4697	1.2418	.4686	.4686	0	0	1
binary stars	$1/(d^2 m_1^2) + 1/(d m_2^2) - m_1^3 m_2^2 + \sqrt{.4787d^3/m_2 + d^2 m_2^2}$.002291	.001467	.0059	.0050	timeout	0	0	0
	$(\sqrt{d^3} + m_1^3 m_2/\sqrt{d})/\sqrt{m_1 + m_2}$.003221	.003071	.0038	.0031	timeout	0	0	0
	$\sqrt{d^3/(0.9967m_1 + m_2)}$.005815	.005337	.0014	.0008	.0020	1	1	1

Table 1. Numerical error values, pointwise reasoning error values, and generalization error values for candidate solutions for the Kepler dataset. We also give an analysis of the variable dependence of candidate solutions. For simplicity of notation, in the table we use the variables d, m_1, m_2 and p , while referring to the scaled counterparts. We assume that all the errors are relative.




Figure 4. Depiction of symbolic models for Kepler’s third law of planetary motion giving the orbital period of a planet in the solar system. The model are produced by our SR system by points (ϵ, β) , where ϵ represents distance to data, and β represents distance to background theory. Both distances are computed with an appropriate norm on the scaled data.

Relativistic time dilation.

Einstein’s theory of relativity postulates that the speed of light is constant, and implies that two observers in relative motion to each other will experience time differently and observe different clock frequencies. The frequency f for a

clock moving at speed v is related to the frequency f_0 of a stationary clock by the formula

$$\frac{f - f_0}{f_0} = \sqrt{1 - \frac{v^2}{c^2}} - 1 \quad (4)$$

where c is the speed of light. This formula was recently confirmed experimentally by Chou et al.²² using high precision atomic clocks. We test our system on the experimental data of²² which consists of measurements of v and associated values of $(f - f_0)/f_0$, reproduced in the supplementary material. We take the axioms for derivation of the time dilation formula from^{23,24}. These are also listed in the supplementary material and involve variables that are not present in the experimental data.

In Table 2 we give some functions obtained by our SR module (using $\{+, -, \times, \div, \sqrt{\cdot}\}$ as the set of input operators) along with the numerical errors of the associated functions and generalization reasoning errors. The sixth column gives the set S as an interval for v for which our reasoning module can verify that the absolute generalization reasoning error of the function in the first column is at most 1. The last column gives the interval for v for which we can verify a relative generalization reasoning error of at most 2%. Even though the last function has low relative error according to this metric, it can be ruled out as a reasonable candidate if one assumes the target function should be continuous (it has a singularity at $v = 1$). Thus, even though we cannot obtain the original function, we obtain another which generalizes well, as it yields excellent predictions for a very large range of velocities.

Candidate formula $y =$	Numerical Error Absolute		Numerical Error Relative		S s.t. Absolute Gen. Reas. Error	S s.t. Relative Gen. Reas. Error
	ϵ_2^a	ϵ_∞^a	ϵ_2^r	ϵ_∞^r	$\beta_{\infty,S}^a \leq 1$	$\beta_{\infty,S}^r \leq 0.02$
$-0.00563v^2$.3822	.3067	1.081	.001824	$37 \leq v \leq 115$	$37 \leq v \leq 10^8$
$\frac{v}{1+0.00689v} - v$.3152	.2097	1.012	.006927	$37 \leq v \leq 49$	$37 \leq v \leq 38$
$-0.00537 \frac{v^2 \sqrt{v+v^2}}{(v-1)}$.3027	.2299	1.254	.002147	$37 \leq v \leq 98$	$37 \leq v \leq 109$
$-0.00545 \frac{v^4}{\sqrt{v^2+v^{-2}(v-1)}}$.3238	.2531	1.131	.0009792	$37 \leq v \leq 126$	$37 \leq v \leq 10^7$

Table 2. Candidate functions derived from time dilation data, and associated error values. The values of v are defined in m/s .

In this case, our system can also help rule out alternative axioms. Consider replacing the axiom that the speed of light is a constant value c by a “Newtonian” assumption that light behaves like other mechanical objects: if emitted from an object with velocity v in a direction perpendicular to the direction of motion of the object, it has velocity $\sqrt{v^2 + c^2}$. Replacing c by $\sqrt{v^2 + c^2}$ (in axiom R2 in the supplementary material to obtain R2’) produces a self-consistent axiom system (as confirmed by the theorem prover), albeit one leading to no time dilation. Our reasoning module concludes that none of the functions in Table 2 is compatible with this updated axiom system: the absolute generalization reasoning error is greater than 1 even on the dataset domain, as well as the pointwise reasoning error. Consequently, the data is used indirectly to discriminate between axiom systems relevant for the phenomenon under study; SR poses only accurate formulae as conjectures.

Langmuir’s adsorption equation.

The Langmuir adsorption equation describes a chemical process in which gas molecules contact a surface, and relates the loading q on the surface to the pressure p of the gas⁸²⁵:

$$q = \frac{q_{\max} K_a \cdot p}{1 + K_a \cdot p}. \quad (5)$$

⁸Langmuir was awarded the Nobel Prize in Chemistry 1932 for this work.

The constants q_{\max} and K_a characterize the maximum loading and the adsorption strength, respectively. A similar model for a material with two types of adsorption sites yields:

$$q = \frac{q_{\max,1} K_{a,1} \cdot p}{1 + K_{a,1} \cdot p} + \frac{q_{\max,2} K_{a,2} \cdot p}{1 + K_{a,2} \cdot p}, \quad (6)$$

with parameters for maximum loading and adsorption strength on each type of site. The parameters in (5) and (6) fit experimental data using linear or nonlinear regression, and depend on the material, gas, and temperature.

We used data from²⁵ for methane adsorption on mica at a temperature of 90 K, and also data from [26, Table 1] for isobutane adsorption on silicalite at a temperature of 277 K. In both cases, observed values of q are given for specific values of p ; the goal is to express q as a function of p . We give the SR-module the operators $\{+, -, \times, \div\}$, and obtain the best fitting functions with two and four constants. The code ran for 20 minutes on 45 cores, and seven of these functions are displayed for each dataset.

To encode the background theory, following Langmuir's original theory²⁵ we elicited the following set \mathcal{A} of axioms:

- L1. Site balance: $S_0 = S + S_a$
- L2. Adsorption rate model: $r_{\text{ads}} = k_{\text{ads}} \cdot p \cdot S$
- L3. Desorption rate model: $r_{\text{des}} = k_{\text{des}} \cdot S_a$
- L4. Equilibrium assumption: $r_{\text{ads}} = r_{\text{des}}$
- L5. Mass balance on q $q = S_a$.

Here, S_0 is the total number of sites, of which S are unoccupied and S_a are occupied (L1). The adsorption rate r_{ads} is proportional to the pressure p and the number of unoccupied sites (L2). The desorption rate r_{des} is proportional to the number of occupied sites (L3). At equilibrium, $r_{\text{ads}} = r_{\text{des}}$ (L4), and the total amount adsorbed, q , is the number of occupied sites (L5) because the model assumes each site adsorbs at most one molecule. Langmuir solved these equations to obtain:

$$q = \frac{S_0 \cdot (k_{\text{ads}}/k_{\text{des}}) \cdot p}{1 + (k_{\text{ads}}/k_{\text{des}}) \cdot p}. \quad (7)$$

which corresponds to Eq. 5, where $q_{\max} = S_0$ and $K_a = k_{\text{ads}}/k_{\text{des}}$. An axiomatic formulation for the multi-site Langmuir expression is described in the supplementary material. Additionally, constants and variables are constrained to be positive, e.g., $S_0 > 0$, $S > 0$, and $S_a > 0$, or non-negative, e.g., $q \geq 0$.

The logic formulation to prove is:

$$(\mathcal{C} \wedge \mathcal{A}) \rightarrow f, \quad (8)$$

where \mathcal{C} is the conjunction of the non-negativity constraints, \mathcal{A} is a conjunction of the axioms, the union of \mathcal{C} and \mathcal{A} constitutes the background theory \mathcal{B} , and f is the formula we wish to prove, e.g., (7).

SR can only generate numerical expressions involving the (dependent and independent) variables occurring in the input data, with certain values for constants; for example, the expression $f = p/(0.709 \cdot p + 0.157)$. The expressions built from variables and constants from the background theory, such as (7), involve the constants (in their symbolic form) explicitly: e.g., k_{ads} and k_{des} appear explicitly in (7) while SR only generates a numerical instance of the ratio of these constants. Thus, we cannot use (8) directly to prove formulae generated from SR. Instead, we replace each numerical constant of the formula by a logic variable c_i ; for example, the formula $f = p/(0.709 \cdot p + 0.157)$ is replaced by $f' = p/(c_1 \cdot p + c_2)$, introducing two new variables c_1 and c_2 . We then quantify the new variables existentially, and define a new set of non-negativity constraints \mathcal{C}' . In the example above we will have $\mathcal{C}' = c_1 > 0 \wedge c_2 > 0$.

The final formulation is:

$$\exists c_1 \dots \exists c_n. (\mathcal{C} \wedge \mathcal{A}) \rightarrow (f' \wedge \mathcal{C}'). \quad (9)$$

1	2	3	4	5	6	7
Data	Condition	Candidate formula $q =$	Numerical Error ϵ_2^r ϵ_∞^r		provability	\mathcal{K} constr.
Langmuir [25, Table IX]	2 const.	$f_1 : (p^2 + 2p - 1)/(.00888p^2 + .118p)$.06312	.04865	timeout	2/5
		$f_2 : p/ (.00927p + .0759) *$.1799	.1258	Yes	5/5
	4 const.	$f_3 : (p^2 - 10.5p - 15.)/(.00892p^2 - 1.23)$.04432	.02951	timeout	2/5
		$f_4 : (8.86p + 13.9)/(.0787p + 1)$.06578	.04654	No	4/5
		$f_5 : p^2/ (.00895p^2 + .0934p - .0860)$.07589	.04959	No	2/5
	4 const. extra-point	$f_6 : (p^2 + p)/(.00890p^2 + .106p - .0311)$.06833	.04705	timeout	2/5
		$f_7 : (112p^2 - p)/(p^2 + 10.4p - 9.66)$.07708	.05324	timeout	3/5
Sun et al. [26, Table 1]	2 const.	$g_1 : (p + 3)/(.584p + 4.01)$.1625	.1007	No	4/5
		$g_2 : p/ (.709p + .157)$.9680	.5120	Yes	5/5
	4 const.	$g_3 : (.0298p^2 + 1)/(.0185p^2 + 1.16) - .000905/p^2$.1053	.05383	timeout	2/5
		$g_4 : 1/(p^2 + 1) + (2.53p - 1)/(1.54p + 2.77)$.1300	.07247	timeout	3/5
	4 constants extra-point	$g_5 : (1.74p^2 + 7.61p)/(p^2 + 9.29p + 0.129)$.1119	.0996	timeout	5/5
		$g_6 : (.226p^2 + .762p - 7.62 * 10^{-4})/ (.131p^2 + p)$.1540	.09348	timeout	2/5
		$g_7 : (4.78p^2 + 26.6p)/(2.71p^2 + 30.4p + 1.)$.1239	.1364	timeout	5/5

Table 3. Results on two datasets for the Langmuir problem. (*This expression is also generated when using four constants, and also when an extra point approximating (0,0) is added).

For example, $f' = p/(c_1 \cdot p + c_2)$ is proved true if the reasoner can prove that there exist values of c_1 and c_2 such that f' satisfies the background theory \mathcal{A} and the constraints \mathcal{C} . Here c_1 and c_2 can be functions of constants $k_{\text{ads}}, k_{\text{des}}, S_0$, and/or real numbers, but not the variables q and p .

We also consider background knowledge in the form of a list of desired properties of the relation between p and q , which helps trim the set of candidate formulae. Thus, we define a collection \mathcal{K} of constraints on f , where $q = f(p)$, enforcing monotonicity or certain types of limiting behavior (see supplementary material). We use Mathematica²⁰ to verify that a candidate function satisfies the constraints in \mathcal{K} .

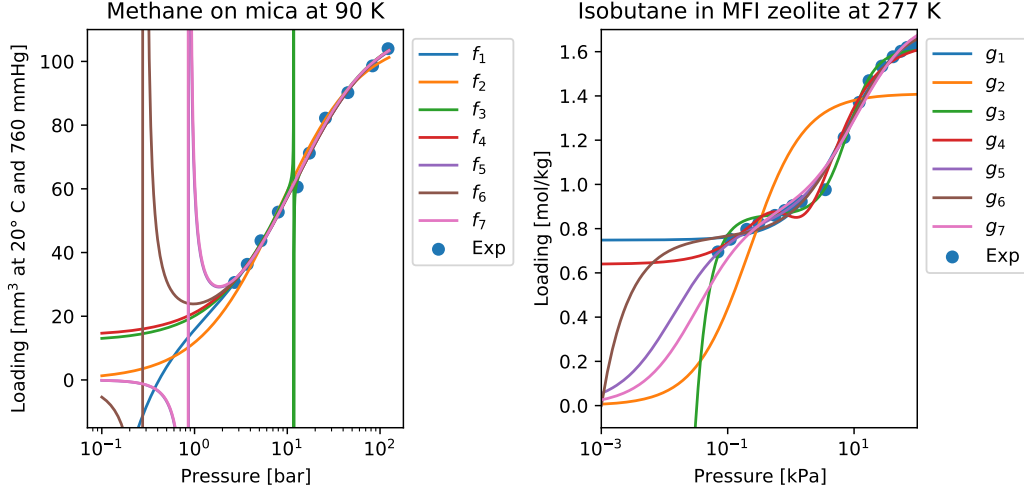


Figure 5. Symbolic regression solutions to two adsorption datasets. f_2 and g_2 are equivalent to the single-site Langmuir equation; g_5 and g_7 are equivalent to the two-site Langmuir equation.

In Table 3 column 1 gives the data source, and column 2 gives the “hyperparameters” used in our SR experiments: we allow either two or four constants in the derived expressions. Furthermore, as the first constraint C1 from \mathcal{K} can be modeled by simply adding the data point $p = q = 0$, we also experiment with an “extra point.”⁹ Column 3 displays a derived expression, while the columns 4 and 5 give, respectively, the relative numerical errors ε_2^r and ε_∞^r . If the expression can be derived from our background theory, then we indicate that in the column 6. These results are visualized in Figure 5. Column 7 indicates the number of constraints from \mathcal{K} that each expression satisfies, verified by Mathematica. Among the top two-constant expressions, f_1 fits the data better than f_2 , which is derivable from the background theory, whereas f_1 is not.

When we search for four-constant expressions, we get much smaller errors than (5) or even (6)²⁵, but we do not obtain the two-site formula (6) as a candidate expression. For the dataset from Sun et al.²⁶, g_2 has a form equivalent to Langmuir’s one-site formula, and g_5 and g_7 have forms equivalent to Langmuir’s two-site formula¹⁰, with appropriate values of $q_{\max,i}$ and $K_{a,i}$ for $i = 1, 2$.

⁹We used the approximation $p = q = 0.001$ as our SR solver deals with expressions of the form p^t which is not always defined for $t < 0$.

¹⁰This equivalence was not verified by KeYmaera within the time limit, as shown in column 6 in Table 3. Further discussion is in the supplementary material.

Velocity (m/s)	Time dilation (10^{-15})
0.55	-0.018
4.10	-0.21
8.60	-0.43
14.84	-1.54
22.18	-2.92
29.65	-4.82
36.22	-7.36

Table 6. Time dilation data

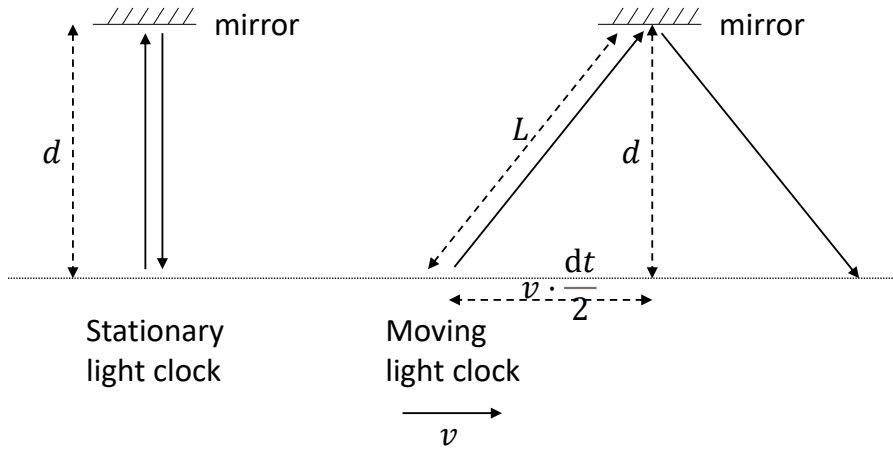


Figure 6. Depiction of moving light clock

rate (or frequency) of the moving clock minus the clock rate of the stationary clock divided by the clock rate of the stationary clock) scaled by 10^{15} .

We next list and describe the axioms given as input to the reasoning module for this problem (see Table 7). The period dt_0 of a “light clock” is defined as the time for light (at velocity c) to travel between two stationary mirrors separated by distance d (axiom R1 below). The period dt of a similar pair of mirrors moving with velocity v (axiom R2), is the time taken for light to bounce between the two mirrors, but in this case, while traveling the distance L (calculated via the Pythagorean theorem in axiom R3). The observed change in clock frequency due to motion, $df = f - f_0$, (axiom R6) is related to periods dt_0 and dt using definitions of frequency (axioms A4 and R5). The second column of the previous table gives values for df/f_0 (after scaling by 10^{15}). Here all variables are positive, and the speed of light is taken to be 3×10^8 meters per second (axioms R7-R8). In Figure 6, the dashed lines represent lengths, the solid lines represent the direction of travel for light (if vertical or diagonal), or the direction of motion of the light source (horizontal).

Langmuir’s adsorption equation

Data

In Table 8 we provide two datasets, one taken from Langmuir’s original paper [25, Table IX], and the other from [26, Table 1]. Each dataset gives the measured loading q at different values of pressure p at a fixed temperature. We note that different scales for pressure and loading are used in these two datasets.

R1. $dt_0 = 2 \cdot d/c$	R1'. $dt_0 = 2 \cdot d/c$
R2. $dt = 2 \cdot L/c$	R2'. $dt = 2 \cdot L/\sqrt{v^2 + c^2}$
R3. $L^2 = d^2 + (v \cdot dt/2)^2$	R3. $L^2 = d^2 + (v \cdot dt/2)^2$
R4. $f_0 = 1/dt_0$	R4'. $f_0 = 1/dt_0$
R5. $f = 1/dt$	R5'. $f = 1/dt$
R6. $df = f - f_0$	R6'. $df = f - f_0$
R7. $d > 0, v > 0$	R7'. $d > 0, v > 0$
R8. $c = 3 \times 10^8$	R8'. $c = 3 \times 10^8$

Table 7. Axioms for relativistic time dilation are given in the first two columns, and an alternate set of axioms for “Newtonian behavior” in columns three and four.

Langmuir [25, Table IX]		Sun et al. [26, Table 1]			
p	q	p	q	p	q
2.7	30.6	0.07	0.695	12.06	1.371
3.7	36.3	0.11	0.752	17.26	1.469
5.2	43.7	0.20	0.797	27.56	1.535
8.0	52.7	0.31	0.825	41.42	1.577
12.8	60.6	0.56	0.860	55.20	1.602
17.3	71.2	0.80	0.882	68.95	1.619
25.8	82.2	1.07	0.904	86.17	1.632
45.0	90.2	1.46	0.923		
83.0	98.6	3.51	0.976		
122.0	104.0	6.96	1.212		

Table 8. Langmuir data

Thermodynamic constraints

A different form of background knowledge is also available for adsorption thermodynamics; axioms for single-component adsorption are more plausible when they satisfy certain thermodynamic constraints \mathcal{K} :

- C1. $f(0) = 0$
- C2. $(\forall p > 0) (f(p) > 0)$
- C3. $(\forall p > 0) (f'(p) \geq 0)$
- C4. $0 < \lim_{p \rightarrow 0} f'(p) < \infty$
- C5. $0 < \lim_{p \rightarrow \infty} f(p) < \infty$

C1 requires that at zero pressure, zero molecules may be adsorbed, and C2 requires that only positive loadings are feasible. C3 requires the isotherm increase monotonically with pressure, which holds for all single-component adsorption systems. C4 requires the slope of the adsorption isotherm in the limit of zero pressure (the adsorption second virial coefficient) to be positive and finite²⁷. C5 requires the loading to be finite in the limit of infinite pressure, thus imposing a saturation capacity for the material. These five constraints are satisfied by Langmuir and multi-site Langmuir models, but some popular models in the literature violate these to various degrees. For example, Freundlich and Sips formulae violate constraint C4 – a well-known issue critiqued by²⁷. The BET isotherm violates C2 and C3 because of its singularity at the vapor pressure of the fluid p_{vap} ; this could be resolved by instead enforcing positivity and monotonicity from $0 < p < p_{\text{vap}}$.

Additional related work

Symbolic discovery of formulae is a well studied research field, and it is a recognised challenge for the entire Artificial Intelligence community²⁸.

We addressed the most relevant literature in the introduction to the paper. Some other works worth mentioning are at the intersection of symbolic discovery and deep learning. Several attempts have been made to use deep neural network for learning or discovering symbolic formulae^{4,5,29–33}. For example, in⁵ the authors focused on modelling a neural network architecture on the human physical reasoning process. In³¹ the authors use tree LSTMs to incorporate the structure of the symbolic expression trees, and combine symbolic reasoning and function evaluation for solving the tasks of formula verification and formula completion. Symbolic regression has been used in³³ to extract explicit physical relations from components of the learned model of a Graph Neural Network (GNN). In³⁴, the authors employ symbolic regression to construct parsimonious process models described by analytic formulae for real-time RL control when dealing with unknown or time-varying dynamics. In⁶ (and the subsequent paper AI-Feynman 2.0³⁵), the authors introduce a recursive multidimensional symbolic regression algorithm that combines neural network fitting with a suite of physics-inspired techniques to find an formula that matches data from an unknown function. In³⁶, symbolic regression is combined with Bayesian models. Moreover, neuro-symbolic systems have received a lot of attention in the past years: see the papers on combining mathematical reasoning with deep neural networks^{37,38}. Bayesian program synthesis has also been successful for learning a library of formulae³⁹. Other types of search have been investigated as well, e.g. Bayesian Markov chain Monte Carlo search⁴⁰, graph-based search⁴¹, or methods for identifying linear combinations of nonlinear descriptors for dynamic systems (SINDy)⁴² or material property prediction (SISSO)⁴³. However, to the best of our knowledge, these methods have never been combined with logical reasoning.

Symbolic Regression

For details on the symbolic regression solver based on a novel MINLP formulation that we use for our system see:

- V. Austel, C. Cornelio, S. Dash, J. Goncalves, L. Horesh, T. R. Josephson, N. Megiddo, *Symbolic regression using mixed-integer nonlinear optimization*, CoRRabs 2006.06813 (2020). <https://arxiv.org/abs/2006.06813>.

Reasoning and Derivability

Logic and Reasoning Background

We assume the reader has knowledge of basic first-order logic and automated theorem proving terminology and thus will only briefly describe the terms commonly seen throughout this paper. For readers interested in learning more about logical formalisms and techniques see^{51,52}.

In this work, we focus on first-order logic (FOL) with equality and basic arithmetic operators. In the standard FOL problem-solving setting, an Automated Theorem Prover (ATP), also called a reasoner, is given a *conjecture*, that is, a formula to be proved true or false, and *axioms*, that is, formulae known to be true. The set of axioms is also called the *background theory*. By application of an inference rule, a new true formula can be derived from the axioms. This operation can be repeated, including the use of prior derived formulae; this yields a sequence of new true formulae, called a *derivation*. This is done until the given conjecture appears among the derived formulae; the sequence of applied rules and formulae along the way comprise a *proof* of the given conjecture. The set of all *derivable formulae* from a background theory is the set of all logic formulae that can be derived from the set of axioms defining the background theory.

All formulae considered in this work are FOL formulae with equality and basic arithmetic operators, and so are defined based on the FOL grammar with the addition of the function symbols for equality $=$, inequality $>$, $<$, sum $+$, subtraction $-$, product $*$, division $/$, power $^$ (the square root is interpreted as a power of $\frac{1}{2}$) and absolute value $|\cdot|$.

First-order logic formulae are formal expressions based on an alphabet of predicates, functions, and variable symbols which are combined by logical connectives. A term is either a variable, a constant (function with no

arguments), or, inductively, a function applied to a tuple of terms. A formula is either a predicate applied to a tuple of terms or, inductively, a connective (e.g., \wedge read as “and”, \vee as “or”, \neg as negation, etc.) applied to some number of formulae. In addition, variables in formulae can be universally or existentially quantified (i.e., by the quantifiers \forall and \exists which read as “for all” and “exists” respectively), where a quantifier introduces a semantic restriction for the interpretation of the variables it quantifies.

KeYmaeraX

Reasoning software tools for arithmetic and calculus that, in principle, have the required logic capabilities of checking consistency, validation, and deduction include: SymPy⁵³, Prolog⁵⁴, Mathematica²⁰, Beagle⁵⁵, and KeYmaera^{19,56}.

We integrated in our system several reasoning tools for arithmetic and calculus, analyzing their expressiveness and capabilities (including, but not only, the one mentioned above). Our findings made us decide in favour of the KeYmaeraX reasoner, an automated theorem prover for hybrid systems that combines different types of reasoning: deductive, real algebraic, and computer algebraic reasoning. The underlying logic supported by KeYmaera is differential dynamic logic⁵⁷, which is a real-valued first-order dynamic logic for hybrid programs. KeYmaera is based on a generalized free-variable sequent calculus inference rule for deductive reasoning and has an underlying CAD system (e.g. Mathematica).

KeYmaeraX provides fast computation for first-order logical formulae combined with arithmetic and differential equations, even though it does not provide full explainability for the derivations, meaning that only the final state (provable/not-provable) is available, while the proof-steps are not.

KeYmaeraX formulation for Kepler’s third law

We first consider the KeYmaera formulation¹¹ for the β_∞^r error. As an example, we consider $f(\mathbf{x})$ corresponding to $p = \sqrt{0.1319 \cdot d^3}$ extracted via SR from the solar system dataset. We compute the error between this function and $f_{\mathcal{B}}$, represented by p , which is the variable corresponding to the orbital period¹².

```

1 Problem (( m1>0 & m2>0 & p>0 & d2>0 & d1>0 & m1N>0 & m2N>0 & pN>0
2      & G = (6.674 * 10^(-11)) & pi = (3.14) & err = 10^-2
3      & ( m1 * d1 = m2 * d2 )
4      & ( d = d1 + d2 )
5      & ( Fg = (G * m1 * m2) / d^2 )
6      & ( Fc = m2 * d2 * w^2 )
7      & ( Fg = Fc )
8      & ( p = (2 * pi )/w )
9      & convP = (1000 * 24 * 60 * 60 )
10     & convm1 = (1.9885 * 10^30 )
11     & convm2 = (5.972 * 10^24)
12     & convD = (1.496 * 10^11)
13     & m1N = m1 / convm1
14     & m2N = m2 / convm2
15     & dN = d / convD
16     & pN = p / convP
17 )->(( (m1N=1 & m2N=0.055 & dN=0.3871) ->
18     abs((0.1319 * dN^3 )^(1/2) - (pN))/pN < err)
19     & ((m1N=1 & m2N=0.815 & dN=0.7233) ->
20     abs((0.1319 * dN^3 )^(1/2) - (pN))/pN < err)
21     & ((m1N=1 & m2N=1 & dN=1) ->
22     abs((0.1319 * dN^3 )^(1/2) - (pN))/pN < err)
23     & ((m1N=1 & m2N=0.107 & dN=1.5237) ->
24     abs((0.1319 * dN^3 )^(1/2) - (pN))/pN < err)

```

¹¹We omit Variables and Definitions from the KeYmaeraX formulation for simplicity.

¹²Note that in the KeYmaeraX formulation we add the suffix *N* to the variables after they have been normalized (e.g., *p* become *pN*, *m*₁ become *m1N*, *d* become *dN*, etc.). In the text description we use the original variable names for simplicity.

```

25   & ((m1N=1 & m2N=317.8 & dN=5.2044) ->
26       abs((0.1319 * dN^3 )^(1/2) - (pN))/pN < err)
27   & ((m1N=1 & m2N=95.159 & dN=9.5826) ->
28       abs((0.1319 * dN^3 )^(1/2) - (pN))/pN < err)
29   & ((m1N=1 & m2N=14.536 & dN=19.2184) ->
30       abs((0.1319 * dN^3 )^(1/2) - (pN))/pN < err)
31   & ((m1N=1 & m2N=17.147 & dN=30.07) ->
32       abs((0.1319 * dN^3 )^(1/2) - (pN))/pN < err)
33 ) ) End.

```

In particular we see that:

- **line 1** describes the feasibility constraints, e.g., the masses only admit positive values;
- **line 2** defines some constants such as the gravitational constant, the value of π (pi), and the error bound ($\text{err} = 10^{-2}$);
- **lines 3-8** are the axioms of the background theory;
- **lines 9-16** are the normalization specifications (e.g. $m1N$ is the normalized variable corresponding to the mass m_1);
- **lines 17-24** contain the specification of the β_∞^r error: given each data point, which specifies the value of the two masses and their relative distance, we want to prove that the distance between the formula induced from the data (in this case $p = \sqrt{0.1319 \cdot d^3}$) and the actual formula derivable from the axioms for p is smaller than the value of err . In this way, if all the data points respect the error bound, the max value will as well.

KeYmaera is able to produce a successful proof of the formulation above for an error bound of $\text{err} = 10^{-2}$.

The value for the reasoning error β_∞^r is computed by using binary search over the values of the relative error $|(\sqrt{0.1319 \cdot d^3} - p)|/p$. In these experiments we used a time limit of 1200 seconds (20 min) and stopped the binary search process when a precision of 10^{-4} is attained.

The formulation for β_2^r error is very similar, with the difference that the binary search is performed over the single data points as described in Algorithm 1, where

$$\min_e \{ \text{KeYmaeral}_2(i, e) \mid \text{precision} \}$$

computes an upperbound on the minimum value for e for a give precision level (which is 10^{-4} in the experiments) such that $\text{KeYmaeral}_2(i, e)$ returns *true*. This is necessary because KeYmaera is fundamentally a boolean function, mapping formulations to a success/failure state and is thus not able to perform optimization over continuous values. The minimum is therefore calculated approximately (via binary search) in a given interval with an input precision level and fixing a time limit (20 min in the experiments).

Algorithm 1 β_2^r computed with KeYmaera

```

1: procedure  $\beta_2^r(\text{Dataset})$ 
2:   for  $i$  in Dataset do
3:      $e_i \leftarrow \min_e \{ \text{KeYmaeral}_2(i, e) \mid \text{precision} \}$ 
4:    $\beta_2^r \leftarrow \sqrt{e_i^2 + \dots + e_n^2}$ 
5: return  $\beta_2^r$ 

```

The KeYmaera formulation for $\text{KeYmaeral}_2(i, e)$ on a specific data point i and an error bound e is a Boolean function that returns *true* if the following program is provable and *false* otherwise. $\text{KeYmaeral}_2(i, e)$ returns *true* when, for a given set of axioms, the absolute value of the relative distance between a given function and a derivable

one is smaller than e for a given data point i . For example, given the data point $(m_1, m_2, d) = (1, 0.055, 0.3871)$ and error $e = 10^{-2}$ we have the following formulation:

```

1 Problem (( m1>0 & m2>0 & p>0 & d2>0 & d1>0 & m1N>0 & m2N>0 & pN>0
2      & G = (6.674 * 10^(-11)) & pi = (3.14) & e = 10^-2
3      & ( m1 * d1 = m2 * d2 )
4      & ( d = d1 + d2 )
5      & ( Fg = (G * m1 * m2) / d^2 )
6      & ( Fc = m2 * d2 * w^2 )
7      & ( Fg = Fc )
8      & ( p = (2 * pi )/w )
9      & convP = (1000 * 24 * 60 * 60 )
10     & convm1 = (1.9885 * 10^30 )
11     & convm2 = (5.972 * 10^24)
12     & convD = (1.496 * 10^11)
13     & m1N = m1 / convm1
14     & m2N = m2 / convm2
15     & dN = d / convD
16     & pN = p / convP
17 )->(( (m1N=1 & m2N=0.055 & dN=0.3871) ->
18     abs((0.1319 * dN^3 )^(1/2) - (pN))/pN < e)
19 ) ) End.

```

We observed that the point-wise reasoning errors are not very informative if SR yields a low-error candidate expression (measured with respect to the data), and the data itself satisfies the background theory up to a small error, which indeed is the case with the data we use; the reasoning errors and numerical errors are very similar. This is true because if we can evaluate the numerical error, i.e., we have data for the real values of p , then we may assume that the error of the candidate formula at the data points is substantially equal to the error of the correct formula. In particular, this is true when the data is generated synthetically like in⁶.

However, this analysis is still relevant if we wish to evaluate the error in the data:

$$\text{Error in the data} = \text{Numerical error} - \text{Reasoning error}.$$

The latter is useful for avoiding overfitting entailed in formulae with numerical error smaller than error in the data.

Let's consider again the formula $\sqrt{0.1319 \cdot d^3}$ (extracted via SR from the solar system dataset) for the variable of interest p . The KeYmaera formulation for the generalization relative reasoning error $\beta_{\infty, S}^r$ is the following:

```

1 Problem (( p>0 & pN>0
2      & G = (6.674 * 10^(-11)) & pi = (3.14) & err = 10^-6
3      & m1N>=0.08 & m1N<=1
4      & m2N>=0.0002 & m2N<=1
5      & dN>=0.0111 & dN<=30.1104
6      & ( m1 * d1 = m2 * d2 )
7      & ( d = d1 + d2 )
8      & ( Fg = (G * m1 * m2) / d^2 )
9      & ( Fc = m2 * d2 * w^2 )
10     & ( Fg = Fc )
11     & ( p = (2 * pi )/w )
12     & convP = (1000 * 24 * 60 * 60 )
13     & convm1 = (1.9885 * 10^30 )
14     & convm2 = (5.972 * 10^24)
15     & convD = (1.496 * 10^11)
16     & m1N = m1 / convm1
17     & m2N = m2 / convm2
18     & dN = d / convD

```

```

19   & pN = p / convP
20   )->( (abs(0.1319 * dN^3 )^(1/2) - pN ) / (pN) < err ) )
21 End.

```

In particular we have that:

- **line 1** describes the feasibility constraints;
- **line 2** defines some constants such as the gravitational constant, π value and the error bound;
- **lines 3-5** define the intervals S for the variables, extracted from the dataset normalized data points (e.g. the planets in the solar system have a distance more than 0.0111 astronomical units and less than 30.1104 astronomical units from the sun);
- **lines 6-11** are the axioms of the background theory;
- **lines 12-19** are the normalization specifications;
- **lines 17-24** contain the specification of the error $\beta_{\infty,S}^r$: given each data point (instantiation of the value of the two masses and their relative distance) we want to prove that the distance between the formula induced from the data (in this case $\sqrt{0.1319 \cdot d^3}$) and the actual formula derivable from the axioms for p is smaller than the value of `err`.

KeYmaera formulation for relativistic time dilation

We give a formulation to check for the quality of generalization for a given formula, in particular, the function $y = -0.00563v^2$ computed from data. The velocity of light c is given as a fixed constant 3×10^8 (meters per second). The generalized absolute reasoning error $\beta_{\infty,S}^a$ is bounded above by 1. The following formulation checks if all the derivable formulae differs (after scaling by 10^{15}) from the function $-0.00563v^2$ by at most 1 in the domain S defined by $37 \leq v \leq 115$.

```

1 Problem((d > 0 & L > 0 & c = 3*10^8 & err = 1
2   & v >= 37 & v <= 115
3   & dt0 = 2*d/c
4   & L^2 = d^2 + (v*dt/2)^2
5   & dt = 2*L/c
6   & f0 = 1/dt0
7   & f = 1/dt
8   & df = f - f0
9   & y = 10^15*df/f0 )
10  -> ( ( abs( (-0.00563)*(v^2)) - y < err ) ) )
11 End.

```

KeYmaeraX formulation for proving Langmuir's adsorption equation

The KeYmaeraX formulation to prove the Langmuir equation:

$$q = \frac{S_0 \cdot (k_{\text{ads}}/k_{\text{des}}) \cdot p}{1 + (k_{\text{ads}}/k_{\text{des}}) \cdot p}. \quad (10)$$

from the background theory described in the manuscript (L1–L5) is the following:

```

1 Definitions
2   Real kads;
3   Real kdes;
4   Real S0;

```



```

5 End.
6 Problem
7 ( \forall Q \forall S \forall Sa \forall P \forall rdes \forall rads (
8   (kads>0 & kdes>0 & S0>0 & Q>0 & S>0 & Sa>0 & P>0 & rdes>0 & rads>0
9   & S0 = S + Sa
10  & rads = kads * P * S
11  & rdes = kdes * Sa
12  & rads = rdes
13  & Q = Sa)
14  -> Q = ((S0 * (kads / kdes)) * P) / (1 + ((kads / kdes)*P) ) )
15 End.

```

This formulation is successfully proved by KeYmaera.

As expected, when removing one or more axioms that are strictly necessary to prove the theorem (e.g., the axiom $r_{des} = k_{des} \cdot S_a$), it is not possible to prove the formula anymore. Similarly, if f does not correspond to the correct formula (while the axiom set is complete and correct) KeYmaera is not able to provide a provability certification. In this case it is possible to create a numerical counterexample (a numerical assignment to all the variables involved in the problem formalization, that falsify the implication). Moreover, it is possible to add additional constraints and assumptions to generate further counterexamples. Moreover, with the addition of redundant or unnecessary axioms we are still able to prove the conjecture.

An example of a counterexample, obtained by removing an essential (to prove the theorem) axiom from the background theory (the axiom $r_{des} = k_{des} \cdot S_a$), is the following:

$$[Q, S, P, S_0, r_{des}, S_a, k_{des}, k_{ads}r_{ads}] = [1, 1, 1/2, 2, 1/2, 1, 1, 1/2]$$

It is possible to add additional constraints and assumptions to generate further counterexamples: e.g., if we exclude the value 1 for the variable Q (the assignment of Q in the previous counterexample) adding the constraint $Q \neq 1$, the Counter-Example Search tool provides a new solution:

$$[Q, S, P, S_0, r_{des}, S_a, k_{des}, k_{ads}r_{ads}] = [1/4, 1/4, 1/2, 1/2, 1/8, 1/4, 1, 1/8]$$

Langmuir defined expressions to model adsorption onto a material that contains different kinds of sites, with different interaction strengths²⁵. Consequently, we generalize the background theory to model this scenario. Some quantities (S_a , S_0 , S , k_{ads} , k_{des} , r_{ads} , and r_{des}) now depend on the site. The axioms below, which are universally quantified over the sites, hold for each site as before, while the definition of the adsorbed amount changes to allow for the presence of multiple sites. The new set of axioms is:

- GL1. $\forall X. S_0(X) = S(X) + S_a(X)$
- GL2. $\forall X. r_{ads}(X) = k_{ads}(X) \cdot P \cdot S(X)$
- GL3. $\forall X. r_{des}(X) = k_{des}(X) \cdot S_a(X)$
- GL4. $\forall X. r_{ads}(X) = r_{des}(X)$
- GL5. $Q = \sum_{i=1}^{\infty} S_a(X)$
- GL6. $\bigwedge_{i=1}^{\infty} (St = i \rightarrow (\bigwedge_{j>i} S_0(j) = 0))$
- GL7. $\bigvee_{i=1}^{\infty} St = i$

where GL1–GL4 are as before; GL5 ensures that the total amount adsorbed is the sum of the amounts adsorbed in each site; GL6 ensures that if there are i site types ($St = i$) the types with higher index have no sites; and GL7 ensures that there is only one value for the number of site types.

We implemented an alternative KeYmaera formulation for the two-sites model:

```

1 Definitions
2 Real kads_1;

```

```

3   Real kdes_1;
4   Real S0_1;
5   Real kads_2;
6   Real kdes_2;
7   Real S0_2;
8   End.
9   ProgramVariables
10  Real Q;
11  Real S_1;
12  Real S_2;
13  Real Sa_1;
14  Real Sa_2;
15  Real P;
16  Real rdes_1;
17  Real rads_1;
18  Real rdes_2;
19  Real rads_2;
20  End.
21  Problem
22  ( ( kads_1>0 & kdes_1>0 & S0_1>0 & S_1>0 & Sa_1>0 & rads_1>0 & rdes_1>0
23      & kads_2>0 & kdes_2>0 & S0_2>0 & S_2>0 & Sa_2>0 & rads_2>0 & rdes_2>0 &
24      & Q>=0 & P>0
25      & S0_1 = S_1 + Sa_1
26      & rads_1 = kads_1 * P * S_1
27      & rdes_1 = kdes_1 * Sa_1
28      & rads_1 = rdes_1
29      & S0_2 = S_2 + Sa_2
30      & rads_2 = kads_2 * P * S_2
31      & rdes_2 = kdes_2 * Sa_2
32      & rads_2 = rdes_2
33      & Q = Sa_1 + Sa_2 )
34      -> Q = (S0_1 * (kads_1 / kdes_1) * P) / (1 + (kads_1/kdes_1) * P)
35      + (S0_2 * (kads_2 / kdes_2) * P) / (1 + ((kads_2 / kdes_2) * P))
36  End.

```

This formulation is successfully proved by KeYmaera. This formulation is equivalent to the one described for a generic number of sites (in the case of at most two sites), except that it duplicates variables used in the axiom system for the one-site model instead of creating dependencies on the site type. This grounding of the general formulation helps the reasoner converge faster to a solution if the number of sites is small. However, this approach applied to n sites would result in an exponential growth (with n) of the number of formulae and would lead to increasing computing times. In general, a more compact representation (with fewer logical/non-logical symbols) is preferred.

When the input formula (to be derived) has numerical constants, we need to introduce existentially quantified variables. For example, given an input formula $P/(0.00927 P + 0.0759)$, we first transform it to $P/(c_1 P + c_2)$ (where c_1 and c_2 are existentially quantified). The following KeYmaera formulation is used:

```

1   Definitions
2   Real kads;
3   Real kdes;
4   Real S0;
5   End.
6   Problem
7   ( \exists c1 \exists c2 \forall Q \forall S
8       \forall Sa \forall P \forall rdes \forall rads(
9       (kads>0 & kdes>0 & S0>0 & Q>0 & S>0 & Sa>0 & P>0 & rdes>0 & rads>0

```

```

10    & S0 = S + Sa
11    & rads = kads * P * S
12    & rdes = kdes * Sa
13    & rads = rdes
14    & Q = Sa)
15    -> ( c1>0 & c2>0 & Q = P/(c1 * P +c2) )))
16 End.

```

This formulation is successfully proved by KeYmaera , however it does not provide any (symbolic or numerical) instantiation for the existentially quantified variables that satisfy the logic program. In this case, manual inspection can show that instantiating $c_1 = 1/S_0$ and $c_2 = \frac{k_{des}}{k_{ads}S_0}$ provides a valid solution. To obtain this result automatically would require an extension of KeYmaeraX (or more broadly a theorem prover) to allow for explicit variable assignments.

Likewise, the formulation for proving expressions generated by symbolic regression with the two-site Langmuir model is the following:

```

1 Definitions
2   Real kads_1;
3   Real kdes_1;
4   Real S0_1;
5   Real kads_2;
6   Real kdes_2;
7   Real S0_2;
8 End.
9 Problem
10 ( \exists c1 \exists c2 \exists c3 \exists c4 \forall Q
11   \forall S_1 \forall S_2 \forall Sa_1 \forall Sa_2 \forall P (
12     ( S_1>0 & Sa_1>0 & S0_1>0 & kads_1>0 & kdes_1>0
13     & S_2>=0 & Sa_2>=0 & S0_2>0 & kads_2>0 & kdes_2>0
14     & Q>=0 & P>0
15     & S0_1 = S_1 + Sa_1
16     & kdes_1 * Sa_1 = kads_1 * P * S_1
17     & S0_2 = S_2 + Sa_2
18     & kdes_2 * Sa_2 = kads_2 * P * S_2
19     & Q = Sa_1 + Sa_2)
20     -> ( Q = (c1*P^2+c2*P)/(P^2+c3*P+c4) & c1>0 & c2>0 & c3>0 & c4>0 )))
21 End.

```

Using this formulation, KeYmaera timed out without proving or disproving any of the conjectures provided by the SR module. However, we noticed that g_5 and g_7 , of the form $q = \frac{c_1 p^2 + c_2 p}{p^2 + c_3 p + c_4}$, satisfy all the thermodynamic constraints \mathcal{H} (in contrast to the other 4-parameter formulae), so we tried to prove them manually. We were able to do so, obtaining the following variable instantiations: $c_1 = S_{0,1} + S_{0,2}$, $c_2 = \frac{S_{0,1}K_1 + S_{0,2}K_2}{K_1K_2}$, $c_3 = \frac{K_1 + K_2}{K_1K_2}$, and $c_4 = 1/(K_1K_2)$, where $K_i = k_{ads,i}/k_{des,i}$.

References

1. Koza, J. R. *Genetic Programming: On the Programming of Computers by Means of Natural Selection* (MIT Press, Cambridge, 1992).
2. Koza, J. R. *Genetic Programming II: Automatic Discovery of Reusable Programs* (MIT Press, Cambridge, 1994).
3. Schmidt, M. & Lipson, H. Distilling free-form natural laws from experimental data. *Science* **324**, 81–85 (2009).
4. Martius, G. & Lampert, C. H. Extrapolation and learning equations. In *Proceedings of the 29th Conference on Neural Information Processing Systems NIPS 2016* (2016).
5. Iten, R., Metger, T., Wilming, H., Rio, L. & Renner, R. Discovering physical concepts with neural networks. *Phys. Rev. Lett.* **124**, [10.1103/PhysRevLett.124.010508](#) (2020).
6. Udrescu, S.-M. & Tegmark, M. AI Feynman: A physics-inspired method for symbolic regression. *Sci. Adv.* (2020).
7. Grigoryev, D., Hirsch, E. & Pasechnik, D. Complexity of semialgebraic proofs. *Mosc. Math. J.* **2**, 647–679, [10.17323/1609-4514-2002-2-4-647-679](#) (2002).
8. Crouse, M. *et al.* A deep reinforcement learning based approach to learning transferable proof guidance strategies. In *Proceedings of the Thirty-Fifth AAAI Conference on Artificial Intelligence (AAAI-21)* (2021).
9. Parrilo, P. A. *Structured semidefinite programs and semialgebraic geometry methods in robustness and optimization*. Ph.D. thesis, Caltech, Pasadena (2000).
10. Barak, B. & Steurer, D. Sum-of-squares proofs and the quest toward optimal algorithms. *CoRR* abs/**1404.5236** (2014). [1404.5236](#).
11. Fawzi, A., Malinowski, M., Fawzi, H. & Fawzi, O. Learning dynamic polynomial proofs. *CoRR* abs/**1906.01681** (2019). [1906.01681](#).
12. Marra, G., Giannini, F., Diligenti, M. & Gori, M. Constraint-based visual generation. *arXiv: 1807.09202* (2018).
13. Scott, J., Panju, M. & Ganesh, V. LGML: Logic Guided Machine Learning. *arXiv: 2006.03626* (2021). [2006.03626](#).
14. Ashok, D., Scott, J., Wetzel, S. J., Panju, M. & Ganesh, V. Logic guided genetic algorithms (student abstract). *Proc. AAAI Conf. on Artif. Intell.* **35**, 15753–15754 (2021).
15. Augusto, D. A. & Barbosa, H. J. Symbolic regression via genetic programming. In *Proc. 6th Brazilian Symp. Neural Networks*, 173–178 (IEEE, 2000).
16. Austel, V. *et al.* Globally optimal symbolic regression. *NIPS Symp. on Interpret. Mach. Learn.* (2017).
17. Cozad, A. *Data- and theory-driven techniques for surrogate-based optimization*. Ph.D. thesis, Carnegie Mellon, Pittsburgh, PA (2014).
18. Cozad, A. & Sahinidis, N. V. A global MINLP approach to symbolic regression. *Math. Program., Ser. B* **170**, 97–119 (2018).
19. Fulton, N., Mitsch, S., Quesel, J.-D., Völpl, M. & Platzer, A. KeYmaera X: An axiomatic tactical theorem prover for hybrid systems. In *Lecture Notes in Computer Science*, vol. 9195 (2015).
20. Wolfram Mathematica. <https://www.wolfram.com>. Version: 12.
21. Novaković, B. Orbits of five visual binary stars. *Balt. Astron.* **16**, 435–442 (2007).
22. Chou, C. W., Hume, D. B., Rosenband, T. & Wineland, D. J. Optical clocks and relativity. *Science* **329**, 1630–1632 (2010).

23. Behroozi, F. A simple derivation of time dilation and length contraction in special relativity. *Phys. Teach.* **52**, 410–412 (2014).
24. Smith, G. S. A simple electromagnetic model for the light clock of special relativity. *Eur. J. Phys.* **32**, 1585–1595 (2011).
25. Langmuir, I. The adsorption of gases on plane surfaces of glass, mica and platinum. *J. Amer. Chem. Soc.* **40**, 1361–1403, [10.1021/ja02242a004](https://doi.org/10.1021/ja02242a004) (1918).
26. Sun, M. S., Shah, D. B., Xu, H. H. & Talu, O. Adsorption equilibria of C1 to C4 alkanes, CO₂, and SF₆ on silicalite. *J. Phys. Chem.* **102**, 1466–1473 (1998).
27. Talu, O. & Myers, A. L. Rigorous thermodynamic treatment of gas adsorption. *AIChE J.* **34**, 1887–1893, <https://doi.org/10.1002/aic.690341114> (1988).
28. Kitano, H. Artificial intelligence to win the nobel prize and beyond: Creating the engine for scientific discovery. *AI Mag.* **37**, 39–49, [10.1609/aimag.v37i1.2642](https://doi.org/10.1609/aimag.v37i1.2642) (2016).
29. Lample, G. & Charton, F. Deep learning for symbolic mathematics. *CoRR* (2019).
30. Guss, W. H. & Salakhutdinov, R. On universal approximation by neural networks with uniform guarantees on approximation of infinite dimensional maps. *ArXiv* **abs/1910.01545** (2019).
31. Arabshahi, F., Singh, S. & Anandkumar, A. Combining symbolic expressions and black-box function evaluations in neural programs. In *ICLR* (2018).
32. Goeßmann, A. *et al.* Tensor network approaches for learning non-linear dynamical laws. In *First Workshop on Quantum Tensor Networks in Machine Learning, 34th Conference on Neural Information Processing Systems (NeurIPS 2020)* (2020).
33. Cranmer, M. *et al.* Discovering symbolic models from deep learning with inductive biases. In *NeurIPS 2020: Proceedings of the 34th International Conference on Neural Information Processing Systems* (2020).
34. Derner, E., Kubalík, J., Ancona, N. & Babuska, R. Symbolic regression for constructing analytic models in reinforcement learning. *CoRR* **abs/1903.11483** (2019).
35. Udrescu, S. *et al.* AI Feynman 2.0: Pareto-optimal symbolic regression exploiting graph modularity. In Larochelle, H., Ranzato, M., Hadsell, R., Balcan, M. & Lin, H. (eds.) *Advances in Neural Information Processing Systems 33: Annual Conference on Neural Information Processing Systems 2020, NeurIPS 2020, December 6-12, 2020, virtual* (2020).
36. Jin, Y., Fu, W., Kang, J. & Guo, J. Bayesian symbolic regression. *arXiv: Methodol.* (2019).
37. Lee, D., Szegedy, C., Rabe, M. N., Loos, S. M. & Bansal, K. Mathematical reasoning in latent space. *CoRR* (2019).
38. Castelvechi, D. AI Copernicus ‘discovers’ that earth orbits the sun. *Nature* **575**, 266–267, <https://doi.org/10.1038/d41586-019-03332-7> (2019).
39. Ellis, K. *et al.* Dreamcoder: Bootstrapping inductive program synthesis with wake-sleep library learning. *Assoc. for Comput. Mach.* 835–850 (2021).
40. Guimerà, R. *et al.* A Bayesian machine scientist to aid in the solution of challenging scientific problems. *Sci. Adv.* **6**, [10.1126/sciadv.aav6971](https://doi.org/10.1126/sciadv.aav6971) (2020).
41. Munafo, R. RIES - find algebraic equations, given their solution.
42. Brunton, S. L., Proctor, J. L. & Kutz, J. N. Discovering governing equations from data by sparse identification of nonlinear dynamical systems. *Proc. Natl. Acad. Sci.* **113**, 3932–3937, [10.1073/pnas.1517384113](https://doi.org/10.1073/pnas.1517384113) (2016). <https://www.pnas.org/content/113/15/3932.full.pdf>.

43. Ouyang, R., Curtarolo, S., Ahmetcik, E., Scheffler, M. & Ghiringhelli, L. SISSO: a compressed-sensing method for identifying the best low-dimensional descriptor in an immensity of offered candidates. *Phys. Rev. Mater.* **2**(08), doi:10.1103/PhysRevMaterials.2.083802 (2018).
44. Schmidt, M. & Lipson, H. *Eureka* (Nutonian, Somerville, USA, 2014). (Version 0.98 beta) [Software], available from www.nutonian.com.
45. Stephens, T. Genetic programming in python, with a scikit-learn inspired api: gplearn. <https://gplearn.readthedocs.io/en/stable/> (2019). Version 0.41.
46. Korn, M. F. Accuracy in symbolic regression. In Riolo, R., Vladislavleva, E. & Moore, J. H. (eds.) *Genetic Programming Theory and Practice IX*, 129—151 (Springer, Berlin, 2011).
47. Avron, H., Horesh, L., Liberti, L. & Nahamoo, D. Globally convergent system and method for automated model discovery (2015). U.S. Patent Application 20170004231, application No. 14/755,942 filed June 30, 2015.
48. Sahinidis, N. V. Baron: A general purpose global optimization software package. *J. Glob. Optim.* **8**, 201—205 (1996).
49. Maher, S. J. *et al.* The SCIP optimization suite 4.0. Tech. Rep. 17-12, ZIB, Takustr.7, 14195 Berlin (2017).
50. Izzo, D., Biscani, F. & Mereta, A. Differentiable genetic programming. In *et al.*, J. M. (ed.) *EuroGP 2017, LNCS 10196*, 35—51 (2017).
51. Bergmann, M., Moor, J. & Nelson, J. *The Logic Book* (McGraw-Hill Higher Education, 2013).
52. Enderton, H. & Enderton, H. *A Mathematical Introduction to Logic* (Elsevier Science, 2001).
53. Meurer, A. *et al.* SymPy: symbolic computing in Python. *PeerJ Comput. Sci.* **3**, e103, 10.7717/peerj-cs.103 (2017). Version: 1.5.1, <https://www.sympy.org>.
54. SWI-prolog. <https://www.swi-prolog.org>. Version: 8.3.3.
55. Baumgartner, P., Bax, J. & Waldmann, U. Beagle – A Hierarchic Superposition Theorem Prover. In Felty, A. P. & Middeldorp, A. (eds.) *CADE-25 – 25th International Conference on Automated Deduction*, vol. 9195 of *LNAI*, 367—377 (2015).
56. Keymaera X. <http://www.ls.cs.cmu.edu/KeYmaeraX/>. Version: 4.8.
57. Platzer, A. Differential dynamic logic for hybrid systems. *J. Autom. Reas.* (2008).

Acknowledgements We thank J. Ilja Siepmann for initially suggesting adsorption as a problem for symbolic regression. We thank James Chin-wen Chou for providing the atomic clock data. *Funding:* This work was supported in part by the Defense Advanced Research Projects Agency (DARPA) (PA-18-02-02). The U.S. Government is authorized to reproduce and distribute reprints for Governmental purposes notwithstanding any copyright notation thereon. TRJ was supported by the U.S. Department of Energy (DOE), Office of Basic Energy Sciences, Division of Chemical Sciences, Geosciences and Biosciences (DE-FG02-17ER16362), as well as startup funding from the University of Maryland, Baltimore County. TRJ also gratefully acknowledges the University of Minnesota Institute for Mathematics and its Applications (IMA).