

# Quantum Complexity as Hydrodynamics

Pablo Basteiro,<sup>1,2</sup> Johanna Erdmenger,<sup>1,2</sup> Pascal Fries,<sup>1</sup>  
 Florian Goth,<sup>1,2</sup> Ioannis Matthaikakis,<sup>1,2</sup> and René Meyer<sup>1,2,\*</sup>

<sup>1</sup>*Institut für Theoretische Physik und Astrophysik,  
 Julius-Maximilians-Universität Würzburg,  
 Am Hubland, 97074 Würzburg, Germany*

<sup>2</sup>*Würzburg-Dresden Cluster of Excellence ct.qmat  
 (Dated: September 6, 2021)*

As a new step towards defining complexity for quantum field theories, we consider Nielsen’s geometric approach to operator complexity for the  $SU(N)$  group. We develop a tractable large  $N$  limit which leads to regular geometries on the manifold of unitaries. To achieve this, we introduce a particular basis for the  $\mathfrak{su}(N)$  algebra and define a maximally anisotropic metric with polynomial penalty factors. We implement the Euler-Arnold approach to identify incompressible inviscid hydrodynamics on the two-torus as a novel effective theory for the evaluation of operator complexity of large qudits. Moreover, our cost function captures two essential properties of holographic complexity measures: ergodicity and conjugate points. We quantify these by numerically computing the sectional curvatures of  $SU(N)$  for finite large  $N$ . We find a predominance of negatively curved directions, implying classically chaotic trajectories. Moreover, the non-vanishing proportion of positively curved directions implies the existence of conjugate points, as required to bound the growth of holographic complexity with time.

**1. Introduction.**— Quantum computational complexity [1], referred to as complexity hereafter, quantifies the number of simple gates required to synthesize a given unitary operation in quantum computing. In recent years, the geometric approach to complexity of Nielsen et al. [2–4] has proven immensely useful for investigating the complexity of  $n$ -qubit systems, independently of the particular state of the system. In its original manifestation, this geometric framework relied on the  $SU(2^n)$  manifold of unitaries acting on  $n$ -qubits. In this Letter, we consider a generalization of Nielsen’s approach that incorporates quantum circuits acting on  $N$ -level systems, i.e. qudits of dimension  $N$ . For qudit systems, the unitaries of interest belong to the  $SU(N)$  group manifold. The key ingredient in Nielsen’s approach is the choice of metric on this manifold, assigning penalty factors to unitaries departing from the identity operator. The complexity of a unitary operation  $U$  is then identified with the length of the minimal geodesic connecting  $U$  with the identity element, with respect to the chosen metric. These unitaries are generated by a control Hamiltonian  $\mathcal{H}$  defined on the tangent bundle of  $SU(N)$ . Recently [5–8], the Euler-Arnold method has been implemented to describe these Hamiltonians and their respective geodesics in terms of Lie algebra elements.

More generally, we are also motivated by recent progress in establishing complexity in the AdS/CFT correspondence, also known as holography [9–11]. General desired features of holographic complexity measures are: 1) Ergodicity, which implies that geodesics should come arbitrarily close to every point on the manifold in finite

time. This ensures a linear [12] time evolution of complexity [13, 14]. 2) Conjugate points, which are points on a manifold where a particular geodesic ceases to be minimal. They provide bounds on the growth of holographic complexity [4]. Based on the Nielsen approach, different definitions for complexity both for discrete systems [13–18] and for quantum field theories [6–8, 19–22] have been investigated. However, how these notions of complexity are related in the limit of infinite Hilbert space dimensions is an open question. This limit is in general not well-defined, because at finite  $N$ , features such as a high fidelity of quantum circuits [3] or  $k$ -locality of unitary operators [14, 16–18, 23] in the Pauli basis [24] require particular choices of penalty factors in the cost function. These choices typically scale exponentially with the system size [2]. In the  $N \rightarrow \infty$  limit, this leads to singular geometries on the manifold of unitaries, impeding the definition of complexity as geodesic length.

In this Letter, we remedy this and provide, for the first time, a formulation of Nielsen qudit complexity with a well-defined, non-singular large  $N$  limit [25]. We achieve this by a suitable choice of cost function and basis for the  $\mathfrak{su}(N)$  algebra, which in particular introduces polynomial penalty factors instead of exponential ones. At infinite  $N$ , we find that complexity is evaluated on the manifold of volume-preserving diffeomorphisms  $\text{SDiff}(\mathbb{T}^2)$  of the torus, corresponding to  $SU(N \rightarrow \infty)$ . Expanding on previous results [26–29] for Lie algebras, we find that the Euler-Arnold equation on  $SU(N \rightarrow \infty)$  coincides with the Euler equation of a two-dimensional ideal fluid [30]. Thus, we identify the control Hamiltonian in Nielsen’s approach with a generator of a diffeomorphism in two-dimensional hydrodynamics. Moreover, this identification suggests a natural cost function involving the

---

\* Corresponding author: rene.meyer@physik.uni-wuerzburg.de

Laplacian acting on Lie algebra elements that transitions smoothly between finite and infinite  $N$ . This smooth dependence on  $N$  allows us to confirm the prevalence of particular characteristics of the hydrodynamic theory even at finite  $N$ . In particular, two-dimensional ideal hydrodynamics is known to be classically chaotic due to the hyperbolic geometry of its phase space [31]. We quantify this instability by numerically computing the sectional curvatures of the  $SU(N)$  manifold for finite, large  $N$  in terms of the structure constants of the algebra. We find a majority of negative sectional curvatures already at finite  $N$ , together with a non-vanishing proportion of positive and flat curvatures. In particular, our computation shows that the geometry of the  $SU(N)$  manifold remains regular in the  $N \rightarrow \infty$  limit. Finally, despite corresponding to a vector large  $N$  limit rather than to the matrix large  $N$  limit present in holography, we find that our formulation of complexity exhibits ergodicity and conjugate points. The presence of both is a necessary condition for defining a holographic complexity measure. In this way, our results constitute a new step towards understanding quantum complexity in QFT's with a holographic dual.

2. *The algebra of  $N$ -level qudits.*— At the heart of our construction lies a new and non-trivial choice of Hermitian generators for the  $\mathfrak{su}(N)$  Lie algebra, for which we derive the commutation relations. We employ known results for  $\mathfrak{su}(N)$  to investigate the large  $N$  limit of our basis. The structure constants determine the sectional curvatures of the  $SU(N)$  manifold, which we compute in section 5. We outline our construction below, more details can be found in the Supplemental Material [32].

We first introduce the  $N \times N$  “shift” matrix  $h_{ij} = \delta_{i+1,j}$  and “clock” matrix  $g_{ij} = \omega^j \delta_{i,j}$ , with  $\omega = \exp \frac{2\pi i}{N}$  a primitive  $N^{\text{th}}$  root of unity, and  $i, j = 0, \dots, N-1 \bmod N$ . These matrices commute up to a phase, i.e.  $hg = \omega gh$ . Then, following [26–29], we define a basis of unitary, but not necessarily Hermitian, matrices  $J_{\vec{m}} = \omega^{\frac{m_1 m_2}{2}} g^{m_1} h^{m_2}$ , indexed by a two-vector  $\vec{m} = (m_1, m_2)$  on the  $\mathbb{Z}^2$ -lattice. These can be thought of as a non-commutative version of plane waves, with the vector index  $\vec{m}$  playing the role of the wave vector, and  $h$  and  $g$  the momentum and position modes, respectively [28]. Their commutator is given by

$$[J_{\vec{m}}, J_{\vec{n}}] = -2i \sin\left(\frac{\pi}{N}(\vec{m} \times \vec{n})\right) J_{\vec{m}+\vec{n}}, \quad (1)$$

where  $\vec{m} \times \vec{n} \equiv m_1 n_2 - m_2 n_1$ . In [28] it was shown that the algebra (1) is, in the  $N \rightarrow \infty$  limit, isomorphic to the algebra  $\text{SVect}(\mathbb{T}^2)$  of the group  $\text{SDiff}(\mathbb{T}^2)$  of volume-preserving diffeomorphisms on the standard two-torus  $\mathbb{T}^2$ . To see this, note that  $\text{SVect}(\mathbb{T}^2)$  admits a symplectic structure in terms of divergence-free vector fields which, in two-dimensions, are Hamiltonian vector fields  $X_f$ . The  $X_f$  are uniquely determined by their associated *stream function*  $f$  [33], which can be expanded in plane

waves on  $\mathbb{T}^2$  as  $f_{\vec{m}} \propto \exp(i(m_1 x + m_2 y))$  [31]. The isomorphism between  $\text{SVect}(\mathbb{T}^2)$  and the  $\mathfrak{su}(N)$  algebra in the large  $N$  limit is obtained by expanding the sine in (1) to first order in  $1/N$  and identifying

$$J_{\vec{m}} \xrightarrow{N \rightarrow \infty} \frac{2\pi}{iN} X_{\vec{m}}. \quad (2)$$

This isomorphism (2) thus relates Hamiltonian vector fields (i.e. elements of  $\text{SVect}(\mathbb{T}^2)$ ) with basis elements of the  $\mathfrak{su}(N)$  algebra given by (1).

We now address the issue that the basis elements  $J_{\vec{m}}$  introduced above (1) are unitary but not Hermitian and thus cannot generate elements of  $SU(N)$ , as required for a control Hamiltonian in Nielsen’s approach. To remedy this, we construct two Hermitian generators for each vector index  $\vec{m}$ ,

$$C_{\vec{m}} \equiv \frac{J_{\vec{m}} + J_{\vec{m}}^\dagger}{m}, \quad S_{\vec{m}} \equiv \frac{J_{\vec{m}} - J_{\vec{m}}^\dagger}{im}, \quad (3)$$

with  $m \equiv |\vec{m}| = \sqrt{m_1^2 + m_2^2}$ . By linearity, the isomorphism (2) carries over to the algebra of these new generators. The generators (3) obey commutation relations inherited from (1), given in [32]. The structure constants we obtain from these new commutators are more involved than those in (1), due to the overcompleteness of (3). As explained in [32], modularity symmetries and linear dependences can be used to reduce (3) to a complete set of generators for the  $SU(N)$  group, which we use to evaluate Nielsen complexity. Most importantly, this basis still exhibits the key property of having a well-defined large  $N$  limit, which we exploit in our computation of the sectional curvatures of  $SU(N)$  in section 5.

3. *Euler-Arnold framework.*— Nielsen’s approach identifies complexity with the length of the minimal geodesic  $U(s)$  connecting the identity element with the desired  $U$  on the manifold of unitaries [32]. Each geodesic  $U(s)$  is generated by a *control Hamiltonian*  $\mathcal{H}(s)$  via the Schrödinger equation  $\frac{dU}{ds} = -i\mathcal{H}(s)U(s)$ .  $\mathcal{H}$  takes values on the tangent space of  $U(s)$ , with  $s$  parametrizing the position along the trajectory [34]. The Euler-Arnold formalism [31, 35] exploits the group structure by identifying  $\mathcal{H}$  with a Lie algebra element  $\mathcal{H}(s) = U^{-1}(s)\dot{U}(s) \in \mathfrak{su}(N)$ , i.e. with the pullback of the vector  $\dot{U}(s)$  onto the tangent space at the identity. Moreover, a quadratic bilinear two-form  $\kappa$  is defined via  $\langle [X, Y], Z \rangle = \langle \kappa(Z, X), Y \rangle$ , where  $X, Y, Z \in \mathfrak{su}(N)$  and  $\langle \cdot, \cdot \rangle$  denotes the inner product on the Lie algebra [35]. The form  $\kappa$  entirely determines the evolution of a control Hamiltonian  $\mathcal{H}(s)$ , via the *Euler-Arnold* (EA) equation

$$\dot{\mathcal{H}} = \kappa(\mathcal{H}, \mathcal{H}). \quad (4)$$

Distinct  $\kappa$ -forms are induced by different inner products on the algebra. This is equivalent to choosing a metric on  $SU(N)$ , and hence a cost function in Nielsen’s

setup. One of the main technical difficulties in evaluating Nielsen complexity for  $SU(N)$  is that finding the control Hamiltonian from the Schrödinger equation involves complicated nested commutators [32]. The EA approach provides an alternative in the form of a geodesic equation. In the next section, we explain how the EA equation simplifies in the large  $N$  limit to an equivalent but far simpler expression, which allows for the direct calculation of the control Hamiltonian.

4. *Inner product and penalty factors.*— We now show how the implementation of the EA framework on the algebra arising from the large  $N$  limit yields the hydrodynamic equation of motion of an ideal fluid. Solutions to this equation are control Hamiltonians in the sense of Nielsen. Based on this, we provide the interpretation of the standard computation of Nielsen complexity in this hydrodynamic setting [32]. Moreover, our setup provides a natural choice of cost function and penalty factors, which we discuss in detail.

The geometry arising from the large  $N$  limit of  $\mathfrak{su}(N)$  via the isomorphism (2) is the manifold of volume-preserving diffeomorphisms  $\text{SDiff}(\mathbb{T}^2)$ . We consider the standard inner product  $\langle \cdot, \cdot \rangle$  on its algebra  $\text{SVect}(\mathbb{T}^2)$ . This is given by the  $L^2$ -inner product between Hamiltonian vector fields, which may be rewritten in terms of the Laplacian acting on stream functions as

$$\langle X_f, X_g \rangle = \int_{\omega} X_f \cdot X_g = - \int_{\omega} f \Delta g, \quad (5)$$

by integrating by parts, with  $\omega$  the symplectic form on  $\mathbb{T}^2$  [32]. For equal arguments, this is (twice) the kinetic energy of a flow. For plane wave stream functions  $f_{\vec{k}}$ , the standard Laplacian acts as  $\Delta f_{\vec{k}} = (\partial_x^2 + \partial_p^2) f_{\vec{k}} = -k^2 f_{\vec{k}}$ . The inner product (5) defines an associated two-form  $\kappa$  on  $\text{SVect}(\mathbb{T}^2)$  via  $\kappa(f, f) = -\Delta^{-1} \{f, \Delta f\}$ , with  $\{\cdot, \cdot\}$  the usual Poisson bracket [32]. At the same time, (5) also induces a metric on  $\text{SDiff}(\mathbb{T}^2)$  which defines the length, and thus the cost, of geodesics. As an element of the Lie algebra, the control Hamiltonian  $\mathcal{H}$  is also a Hamiltonian vector field and thus we can associate to it a “control stream function”  $\hbar$  via the symplectic form [32]. Inserting this into the  $\kappa$  form, we arrive at the EA equation

$$\Delta \dot{\hbar} = -\{\hbar, \Delta \hbar\}. \quad (6)$$

Equation (6) constitutes a main result of this work. Considering the large  $N$  limit of the  $\mathfrak{su}(N)$  algebra, we have obtained the stream function form of the Euler equation for a  $(2+1)$ -dimensional ideal fluid [31].

We find that the Nielsen complexity of a large-qudit unitary  $U$  is to be evaluated via this effective hydrodynamic theory, for which the control Hamiltonian can be straightforwardly computed (6). Moreover, the whole procedure to calculate Nielsen complexity can be recast in the hydrodynamic setting as follows: The Schrödinger equation defining the target unitary  $U$  in terms of the

control Hamiltonian is now the equation relating the Eulerian and Lagrangian frames of reference of the fluid [36]. This map is given by  $\frac{df}{ds} = \mathcal{H}(s, f(s))$  with  $f$  the diffeomorphism generated by the control Hamiltonian  $\mathcal{H}(s)$  obtained from the solution  $\hbar$  of (6). Imposing the boundary conditions  $f(0) = \text{id}$  the identity map, and  $f(1) = f_{\text{target}}$  the target diffeomorphism [37], this yields initial velocities  $v^{\vec{m}} \equiv v^{\vec{m}}(s, f_{\text{target}})$  [38] for the geodesic as functions of  $f_{\text{target}}$ . These are inserted into the length functional  $\ell = \int_0^1 ds \sqrt{\tilde{G}_{\vec{m}\vec{n}} v^{\vec{m}} v^{\vec{n}}}$ . Here,  $\tilde{G}_{\vec{m}\vec{n}}$  is the metric induced by the inner product (5). Minimizing this functional over all solutions (6) yields the complexity of  $f_{\text{target}}$ .

Previous attempts to compute Nielsen complexity at large  $N$  encountered singular geometries on the manifold of unitaries, which makes the evaluation of complexity problematic. Our construction provides a smooth geometry at large  $N$ , the manifold  $\text{SDiff}(\mathbb{T}^2)$ , on which this computation can now be performed. Additionally, this manifold has a clear physical interpretation as the phase space of a well-known theory, namely two-dimensional hydrodynamics. We can thus evaluate Nielsen complexity of large-qudit unitaries by computing the length of the minimal geodesic, generated by a solution to the EA equation (6), that connects the Lie algebra  $\text{SVect}(\mathbb{T}^2)$  with the desired target element of  $\text{SDiff}(\mathbb{T}^2)$ .

Motivated by our construction for complexity at  $N \rightarrow \infty$ , we proceed to formulate new results for the complexity geometry at finite  $N$  by ensuring a smooth transition between the finite- and infinite-dimensional setups. We achieve this via the isomorphism (2) at the level of the generators of the algebra. We adapt the inner product (5) at  $N \rightarrow \infty$  to finite  $N$  by defining the action of the Laplacian on non-commutative waves as  $\Delta J_{\vec{m}} = -m^2 J_{\vec{m}}$ . We then define our inner product on the  $\mathfrak{su}(N)$  algebra for finite  $N$  as

$$\langle \mathcal{T}_{\vec{m}}, \mathcal{T}_{\vec{n}} \rangle := -\frac{1}{2N} \text{Tr}(\mathcal{T}_{\vec{m}} \Delta \mathcal{T}_{\vec{n}}), \quad (7)$$

with  $\mathcal{T} \in \{C, S\}$ . By means of the group structure of the manifold of unitaries, this inner product induces a right-invariant metric  $G_{\vec{m}\vec{n}}$  on  $SU(N)$ . Its components are the penalty factors for different directions on the tangent space, given by the eigenvalues of the Laplacian acting on the generators, i.e.  $G_{\vec{m}\vec{n}} = m^2 \delta_{\vec{m}\vec{n}}$ , with  $m = |\vec{m}|$  [24]. These penalties render the metric homogeneous but *not* isotropic, since not all directions get penalized equally. Equal penalty factors are assigned only to those elements whose position and momentum modes are interchanged, e.g.  $\vec{m} = (1, 2)$ ,  $\vec{n} = (2, 1)$ . This reflects the Hamiltonian structure of the problem, with the Laplacian being invariant under symplectic transformations. Due to this symmetry, every direction on the Lie algebra gets assigned a different penalty with at most two-fold degeneracy, yielding a maximally anisotropic metric for the manifold of unitaries. The large degree of anisotropy is an essential

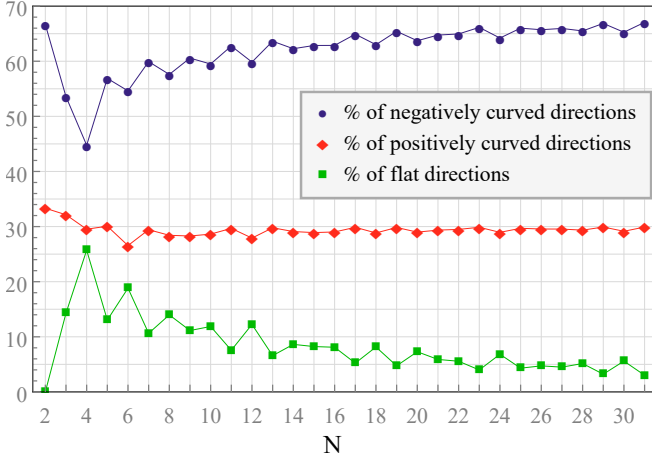


FIG. 1. Distribution of signs of sectional curvatures of  $SU(N)$  in directions given by pairs of generators of the  $\mathfrak{su}(N)$  algebra for  $2 \leq N \leq 31$ . Individual computations for  $N = 39$  and  $N = 45$  exhibited changes of less than 0.1%, strongly suggesting that the percentages for large  $N$  stabilize. Lines are a visual guide, not an interpolation.

feature of our construction: A highly anisotropic metric, which arises naturally in our setup, is a strong indicator of ergodic geodesic flow, as it generates negative curvature on the manifold [15]. In terms of  $N$ -level qudits, our choice of metric ensures higher-energy excitations with larger wave vector receive larger penalty factors.

Our choice of penalty factors is fundamentally different from previous choices in the literature, e.g. [4, 14, 16, 17]. In particular, the penalty factors in these setups grow exponentially  $p \sim \alpha^\omega \sim e^{\omega \ln \alpha}$  instead of polynomially. Here,  $\omega$  is the Pauli weight denoting the number of distinct single-qubit operations in a many-qubit gate. Note that in the Pauli basis [39], the degeneracy of the penalties is large and grows with the circuit size  $n$  [32], resulting in a less anisotropic metric. Although the choice of exponential penalty factors is well motivated from the point of view of local quantum operations, they typically lead to singular geometries in the  $N = 2^n \rightarrow \infty$  limit [16–18]. Instead, our penalty factors remain finite in the large  $N$  limit, as they turn into the position and momentum modes of Hamiltonian vector fields on  $\mathbb{T}^2$  via (2). Thus, there are no infinitely penalized directions on  $\text{SDiff}(\mathbb{T}^2)$ , resulting in a regular geometry. This smooth transition of our construction from finite- to infinite-dimensional Hilbert spaces allows for the evaluation of Nielsen complexity at large  $N$  in the hydrodynamic theory (6).

*5. Sectional curvatures.*— For ideal hydrodynamics on  $\mathbb{T}^2$ , Arnold showed [31] that (6) hosts a large class of solutions with negative sectional curvature, while also providing examples of fine-tuned solutions with positive sectional curvature. The sign of the sectional curvatures is an indicator for convergence (positive sign) or divergence (negative sign) of nearby geodesics [40]. He thus

concluded that  $\text{SDiff}(\mathbb{T}^2)$  was, in his words, “mostly negative” [31], giving rise to the chaotic behavior of two-dimensional ideal hydrodynamics. However, Arnold’s analysis of the sectional curvatures of  $\text{SDiff}(\mathbb{T}^2)$  does not contain a quantitative description of their distribution with respect to their sign.

The smooth limit of our  $\mathfrak{su}(N)$  basis for large  $N$ , given by  $\text{SVect}(\mathbb{T}^2)$ , indicates we can estimate the distribution of sectional curvatures of the hydrodynamic theory by calculating it at large but finite  $N$ . For Lie group manifolds, given an orthonormal basis  $\{e_i\}$  for the Lie algebra, the sectional curvatures tensor  $K(e_i, e_j) \equiv K_{ij}$  [31] can be expressed in terms of the structure constants  $\alpha_{ijk}$  of the algebra as [41]

$$K_{ij} = \frac{1}{2} \alpha_{ijk} (-\alpha_{ijk} + \alpha_{jki} + \alpha_{kij}) - \alpha_{kii} \alpha_{kjj} - \frac{1}{4} (\alpha_{ijk} - \alpha_{jki} + \alpha_{kij}) (\alpha_{ijk} + \alpha_{jki} - \alpha_{kij}). \quad (8)$$

We numerically evaluated (8) for values of  $N \in [2, 31]$ , as well as  $N = 39$  and  $N = 45$  [32]. The resulting percentages of non-trivially flat [42], positively and negatively curved directions between the generators (3) are shown in Fig. 1. We find that all percentages stabilize for large  $N$  to values of 3%, 30%, and 67% respectively. The numerical distribution of the sectional curvatures with respect to the inner product (7) for finite and large  $N$  constitutes a second main result of our work. Interestingly, even for the single-qubit case  $N = 2$ , where there are only three non-trivial directions, we find a ratio of  $\frac{2}{3} : \frac{1}{3}$  of negative to positive sectional curvatures [43].

Our results have the following implications for the complexity geometry of  $SU(N)$ . Negative sectional curvatures imply divergence of nearby geodesics, which in turn implies classical chaos. This indicates that geodesics should reach every point of the manifold in finite time, resulting in an ergodic geodesic flow. We find that the proportion of negatively curved directions dominates for all  $N$ , indicating that the geometry is always mostly negative with respect to our cost function, as expected from our highly anisotropic metric. Manifolds with this property have been shown to exhibit ergodic geodesic flow [44]. Thus, our cost function is expected to display this behavior as well and is therefore in agreement with the conjecture of [13, 14] that ergodicity is a characteristic of any proper cost function defining a complexity measure. This conjecture has been supported by investigations on complexity measures for holographic CFT’s which have also found a majority of negative sectional curvatures [7, 8]. We note that our results also provide evidence for Arnold’s analysis [31] on general classes of solutions to the EA equation on  $\text{SDiff}(\mathbb{T}^2)$ , outlined at the beginning of this section.

The presence of positively curved directions is also a necessary property of our cost function from two points

of view: First, even though strictly negatively curved geometries are indeed ergodic [17, 45], complexity metrics on Lie group manifolds should exhibit some positive curvatures or else be completely flat [18, 41]. Our choice of metric thus combines the predominance of negatively curved directions beneficial for ergodicity with the necessity of having positively curved directions for non-flat Lie group metrics. Second, strictly negative geometries lack an important feature of geometric complexity, namely conjugate points [46]. These are points on a manifold where a geodesic ceases to be globally minimizing, e.g. antipodal points on the sphere. The existence of conjugate points has been suggested as a necessary feature of complexity geometries, since they forbid complexity from exhibiting an unbounded linear growth with time [4, 16–18]. For our effective theory at  $N \rightarrow \infty$ , it is known from the mathematical literature that  $\text{SDiff}(\mathbb{T}^2)$  indeed exhibits conjugate points [31, 47]. This supports our results and, similarly to ergodicity, we expect conjugate points to persist in our setup at finite  $N$ .

Finally, we confirm that the geometry induced by our cost function is regular by calculating the scalar curvature  $R$ , defined as the sum over all sectional curvatures. Although  $R$  might appear to diverge for large  $N$  since it scales as  $\sim N^2$ , the isomorphism (2) introduces a factor of  $1/N$  into the structure constants, which enters the formula for the sectional curvatures (8) quadratically. This introduces an effective  $1/N^2$  suppression of  $R$  and no singular geometry is encountered as  $N \rightarrow \infty$ , as expected for  $\text{SDiff}(\mathbb{T}^2)$ . All in all, our results indicate that even though the large  $N$  limit considered here is more similar to the vector large  $N$  limit than to the matrix large  $N$  limit relevant in holography, our setup still exhibits the desirable properties of a holographic complexity measure for any value of  $N$ .

**6. Discussion and Outlook.**— For the first time, we provide a definition for Nielsen operator complexity of  $SU(N)$  with a well-defined large  $N$  limit. This is realized by using the ideal hydrodynamics equation as the geodesic equation on  $SU(N \rightarrow \infty) \cong \text{SDiff}(\mathbb{T}^2)$ . The natural choice of cost function is the kinetic energy of the fluid, which we derive within the Euler-Arnold approach and adapt for every value of  $N$ . Our construction provides a simple way of computing the control Hamiltonian, thus simplifying one of the main obstacles in the computation of Nielsen complexity.

From the perspective of quantum information, our approach shows that a cost function allowing the use of  $k$ -local qudit gates penalized polynomially with increasing  $k$  interestingly leads to a well-defined complexity geometry in the large  $N$  limit. Thus, it is promising to generalize our setup to qudit lattices, in view of computing complexity of qudit architectures, relevant for fault-tolerant quantum error-correction [48–50].

In principle, our construction allows us to find a scaling of complexity on  $SU(N)$  in terms of that on  $\text{SDiff}(\mathbb{T}^2)$

as  $N$  increases, including  $1/N$  corrections for large but finite qudit unitaries. However, this requires further investigation into the precise mathematical nature of this limit, specifically its interpretation in terms of isomorphisms to non-commutative Poisson algebras [51]. This is closely related to the question of integrable systems in non-commutative geometry [52, 53], see [32] for a first step in this direction. We leave a detailed analysis for future work.

Finally, in view of holographic complexity, our cost function captures two essential properties in ergodicity, arising from the majority of negative sectional curvatures, and the existence of conjugate points. These properties suggest that cost functions based on the Laplacian are a promising new avenue for describing Nielsen complexity also in holographic CFT's. Of course, in addition to the large  $N$  limit, this further requires a continuum limit of a qudit lattice configuration.

**Acknowledgements.** We thank Stefan Waldmann for useful discussions. P.B., J.E., I.M. and R.M. acknowledge support by the Deutsche Forschungsgemeinschaft (DFG, German Research Foundation) under Germany's Excellence Strategy through the Würzburg-Dresden Cluster of Excellence on Complexity and Topology in Quantum Matter - ct.qmat (EXC 2147, project-id 390858490). J.E., F.G., I.M. and R.M. furthermore acknowledge financial support through the Deutsche Forschungsgemeinschaft (DFG, German Research Foundation), project-id 258499086 - SFB 1170 'ToCoTronics'. P.F. was supported by the DFG project HI 744/9-1. Finally, the authors gratefully acknowledge the compute resources and support provided by the Universität Würzburg IT Center and the German Research Foundation (DFG) through grant No. INST 93/878-1 FUGG.

- 
- [1] J. Watrous, “Quantum computational complexity,” 2008.
  - [2] M. A. Nielsen, “A geometric approach to quantum circuit lower bounds,” *Quantum Info. Comput.*, vol. 6, p. 213–262, May 2006.
  - [3] M. A. Nielsen, M. R. Dowling, M. Gu, and A. C. Doherty, “Quantum computation as geometry,” *Science*, vol. 311, no. 5764, pp. 1133–1135, 2006.
  - [4] M. R. Dowling and M. A. Nielsen, “The geometry of quantum computation,” *Quantum Info. Comput.*, vol. 8, p. 861–899, Nov. 2008.
  - [5] P. Caputa and J. M. Magan, “Quantum Computation as Gravity,” *Phys. Rev. Lett.*, vol. 122, no. 23, p. 231302, 2019.
  - [6] J. Erdmenger, M. Gerbershagen, and A.-L. Weigel, “Complexity measures from geometric actions on Virasoro and Kac-Moody orbits,” *JHEP*, vol. 11, p. 3, 2020.
  - [7] M. Flory and M. P. Heller, “Geometry of Complexity in Conformal Field Theory,” *Phys. Rev. Res.*, vol. 2, no. 4, p. 043438, 2020.
  - [8] M. Flory and M. P. Heller, “Conformal field theory complexity from Euler-Arnold equations,” *JHEP*, vol. 12,

- p. 091, 2020.
- [9] J. M. Maldacena, “The Large N limit of superconformal field theories and supergravity,” *Adv. Theor. Math. Phys.*, vol. 2, pp. 231–252, 1998.
  - [10] E. Witten, “Anti-de Sitter space and holography,” *Adv. Theor. Math. Phys.*, vol. 2, pp. 253–291, 1998.
  - [11] S. S. Gubser, I. R. Klebanov, and A. M. Polyakov, “Gauge theory correlators from noncritical string theory,” *Phys. Lett. B*, vol. 428, pp. 105–114, 1998.
  - [12] See [54] for a recent proof of this linear growth of complexity for Haar-random circuits.
  - [13] A. R. Brown, L. Susskind, and Y. Zhao, “Quantum Complexity and Negative Curvature,” *Phys. Rev. D*, vol. 95, no. 4, p. 045010, 2017.
  - [14] A. R. Brown and L. Susskind, “Second law of quantum complexity,” *Phys. Rev. D*, vol. 97, no. 8, p. 086015, 2018.
  - [15] A. R. Brown and L. Susskind, “Complexity geometry of a single qubit,” *Phys. Rev. D*, vol. 100, no. 4, p. 046020, 2019.
  - [16] V. Balasubramanian, M. Decross, A. Kar, and O. Parrikar, “Quantum Complexity of Time Evolution with Chaotic Hamiltonians,” *JHEP*, vol. 01, p. 134, 2020.
  - [17] R. Auzzi, S. Baiguera, G. B. De Luca, A. Legramandi, G. Nardelli, and N. Zenoni, “Geometry of quantum complexity,” *Phys. Rev. D*, vol. 103, p. 106021, May 2021.
  - [18] V. Balasubramanian, M. DeCross, A. Kar, C. Li, and O. Parrikar, “Complexity Growth in Integrable and Chaotic Models,” 1 2021.
  - [19] R. Jefferson and R. C. Myers, “Circuit complexity in quantum field theory,” *JHEP*, vol. 10, p. 107, 2017.
  - [20] S. Chapman, M. P. Heller, H. Marrochio, and F. Pastawski, “Toward a Definition of Complexity for Quantum Field Theory States,” *Phys. Rev. Lett.*, vol. 120, no. 12, p. 121602, 2018.
  - [21] L. Hackl and R. C. Myers, “Circuit complexity for free fermions,” *JHEP*, vol. 07, p. 139, 2018.
  - [22] S. Chapman, J. Eisert, L. Hackl, M. P. Heller, R. Jefferson, H. Marrochio, and R. C. Myers, “Complexity and entanglement for thermofield double states,” *SciPost Phys.*, vol. 6, no. 3, p. 034, 2019.
  - [23] Q.-f. Wu, “Sectional curvatures distribution of complexity geometry,” 8 2021.
  - [24] Note that the normalization of the generators in (3) contains the penalty factors, which we manifestly extract here to provide the metric. This is simply a suitable choice for implementing (8) to compute the sectional curvatures [32].
  - [25] This limit is similar to the vector large  $N$  limit of  $O(N)$  models of quantum field theories, where fields transform in the fundamental representation of the symmetry group, and the number of degrees of freedom  $N$  is taken to infinity [55].
  - [26] D. Fairlie, P. Fletcher, and C. Zachos, “Trigonometric structure constants for new infinite-dimensional algebras,” *Physics Letters B*, vol. 218, no. 2, pp. 203–206, 1989.
  - [27] D. B. Fairlie and C. K. Zachos, “Infinite Dimensional Algebras, Sine Brackets and  $SU(\infty)$ ,” *Phys. Lett. B*, vol. 224, pp. 101–107, 1989.
  - [28] D. B. Fairlie, P. Fletcher, and C. K. Zachos, “Infinite Dimensional Algebras and a Trigonometric Basis for the Classical Lie Algebras,” *J. Math. Phys.*, vol. 31, p. 1088, 1990.
  - [29] J. Patera and H. Zassenhaus, “The pauli matrices in  $n$  dimensions and finest gradings of simple lie algebras of type  $a_{n-1}$ ,” *Journal of Mathematical Physics*, vol. 29, no. 3, pp. 665–673, 1988.
  - [30] We define an ideal fluid as being incompressible and inviscid.
  - [31] V. Arnold and B. Khesin, *Topological Methods in Hydrodynamics*. Applied Mathematical Sciences, Springer New York, 2008.
  - [32] See Supplemental Material [URL inserted by the publisher] for more details.
  - [33] We show that the stream functions defined here are in one-to-one correspondence with the stream functions of hydrodynamics in section 3, see also [32].
  - [34] In the context of holography, one is interested in target unitaries describing the time evolution of the system under a physical Hamiltonian  $H$  up to a given time  $t$ , i.e.  $U = e^{-iHt}$ . The parameter  $s$  in the *control* Hamiltonian  $\mathcal{H}$  should not be confused with the time  $t$  of the *physical* Hamiltonian  $H$ , as these are in general not equivalent. We assume the physical Hamiltonian implements all-to-all level transitions within the qudit [32].
  - [35] V. Arnold, “Sur la géométrie différentielle des groupes de lie de dimension infinie et ses applications à l’hydrodynamique des fluides parfaits,” *Annales de l’Institut Fourier*, vol. 16, no. 1, pp. 319–361, 1966.
  - [36] H. Goldstein, C. Poole, and J. Safko, *Classical Mechanics*. Addison Wesley, 2002.
  - [37] Here,  $f_{\text{target}}$  can be also taken to be time evolution of the fluid, assuming the physical Hamiltonian obeys similar properties as the aforementioned qudit Hamiltonian [32].
  - [38] See eq. S20 in [32].
  - [39] The Pauli basis is used to decompose many-qubit gates into tensor products of the standard Pauli matrices and the identity. A gate is  $k$ -local if its tensor product contains up to  $k$  Pauli matrices.
  - [40] V. I. Arnold, *Exponential scattering of trajectories and its hydrodynamical applications*, pp. 419–427. Berlin, Heidelberg: Springer Berlin Heidelberg, 2014.
  - [41] J. Milnor, “Curvatures of left invariant metrics on lie groups,” *Advances in Mathematics*, vol. 21, pp. 293–329, 9 1976.
  - [42] Trivially flat directions are those given by commuting generators.
  - [43] Note that our results for the single-qubit case disagree with those derived in [17], where a reversed proportion of  $\frac{1}{3} : \frac{2}{3}$  was found. Even though we work with a different metric, we believe this discrepancy should not exist. We have traced its origin to a relative minus sign between our sectional curvature definition and the one of [17].
  - [44] K. Burns and A. Wilkinson, “On the ergodicity of partially hyperbolic systems,” *Annals of Mathematics*, vol. 171, no. 1, pp. 451–489, 2010.
  - [45] D. V. Anosov, “Geodesic flows on closed Riemannian manifolds of negative curvature,” *Trudy Mat. Inst. Steklov.*, vol. 90, p. 209, 1967.
  - [46] R. L. Bishop, “Riemannian Geometry,” *arXiv e-prints*, p. arXiv:1303.5390, Mar. 2013.
  - [47] G. Misiolek, “Conjugate points in  $\mathcal{D}_\mu(T^2)$ ,” *Proceedings of the American Mathematical Society*, vol. 124, no. 3, pp. 977–982, 1996.
  - [48] D. Gottesman, “Fault tolerant quantum computation with higher dimensional systems,” *Chaos Solitons Fractals*, vol. 10, pp. 1749–1758, 1999.
  - [49] D. Aharonov and M. Ben-Or, “Fault-tolerant quantum

- computation with constant error rate,” *SIAM Journal on Computing*, vol. 38, no. 4, pp. 1207–1282, 2008.
- [50] E. T. Campbell, “Enhanced fault-tolerant quantum computing in  $d$ -level systems,” *Phys. Rev. Lett.*, vol. 113, p. 230501, Dec 2014.
  - [51] M. Olshanetsky, “Integrable tops and noncommutative torus,” in *4th International Workshop on Supersymmetry and Quantum Symmetries: 16th Max Born Symposium*, 3 2002.
  - [52] A. Connes, *Noncommutative Geometry*. Elsevier Science, 1995.
  - [53] J. Hoppe, *Lectures on Integrable Systems*. Springer Berlin Heidelberg, 1992.
  - [54] J. Haferkamp, P. Faist, N. B. T. Kothakonda, J. Eisert, and N. Y. Halpern, “Linear growth of quantum circuit complexity,” 6 2021.
  - [55] I. R. Klebanov, F. Popov, and G. Tarnopolsky, “TASI Lectures on Large  $N$  Tensor Models,” *PoS*, vol. TASI2017, p. 004, 2018.

## Supplemental Material

- Section I: A Basis for the  $\mathfrak{su}(N)$  Algebra of Qudits
- Section II: Computation of Structure Constants
- Section III: Derivation of the Euler-Arnold Equation for Hydrodynamics
- Section IV: Nielsen Complexity, Euler-Arnold and Geodesic Equations

### I. A BASIS FOR THE $\mathfrak{su}(N)$ ALGEBRA OF QUDITS

Here, we explain in detail the construction of a basis for the  $\mathfrak{su}(N)$  algebra out of the shift and clock matrices  $h$  and  $g$  introduced in the beginning of the second section of the main text. These have the matrix form

$$h = \begin{pmatrix} 0 & 1 & 0 & \dots & 0 \\ 0 & 0 & 1 & \dots & 0 \\ \vdots & \vdots & \vdots & \ddots & \vdots \\ 0 & 0 & 0 & \dots & 1 \\ 1 & 0 & 0 & \dots & 0 \end{pmatrix}, \quad g = \begin{pmatrix} 1 & 0 & 0 & \dots & 0 \\ 0 & \omega & 0 & \dots & 0 \\ 0 & 0 & \omega^2 & \dots & 0 \\ \vdots & \vdots & \vdots & \ddots & \vdots \\ 0 & 0 & 0 & \dots & \omega^{N-1} \end{pmatrix}, \quad (\text{S.1})$$

where we recall that  $\omega$  is the  $N^{\text{th}}$  root of unity, and  $i, j = 0, \dots, N-1 \bmod N$ . The modularity of the indices is a consequence of the identity  $g^N = h^N = \mathbb{1}$ , which is easily verified. We can readily check that these matrices commute up to a phase factor as  $hg = \omega gh$ . The nomenclature for these matrices comes from their action on momentum and position eigenstates in a finite-dimensional Hilbert space. The “shift” matrix  $h$  shifts us from one momentum eigenvector to the next one, while the “clock” matrix  $g$  acts on position eigenstates by multiplying with a phase. This phase is a power of a primitive root of unity, all of which can be visualized as points on the complex unit circle, hence the allusion to a clock. In the continuum limit  $N \rightarrow \infty$ , these matrices become precisely the position and momentum modes of a plane wave. As introduced in [1–4], we can use  $h$  and  $g$  as building blocks to define a basis of unitary, but not necessarily Hermitian, matrices indexed by a two-vector  $\vec{m} = (m_1, m_2)$  on the  $\mathbb{Z}^2$ -lattice,

$$J_{\vec{m}} = \omega^{\frac{m_1 m_2}{2}} g^{m_1} h^{m_2}. \quad (\text{S.2})$$

We may regard these matrices as a kind of non-commutative plane wave, with the vector index  $\vec{m}$  playing the role of the wave vector. One can readily verify that the  $J$ 's are traceless and satisfy  $J_{\vec{m}}^\dagger = J_{-\vec{m}}$ . The  $N$ -modularity of  $h$  and  $g$  is inherited by the  $J$  matrices and allows the identification of generators on the  $\mathbb{Z}^2$  lattice via suitable  $N$ -translations

$$J_{\vec{m} + \vec{t}N} = (-1)^{(Nt_1 t_2 + m_1 t_2 + m_2 t_1)} J_{\vec{m}}, \quad (\text{S.3})$$

with  $\vec{t} = (t_1, t_2) \in \mathbb{Z}^2$  being an integer vector. This divides the  $\mathbb{Z}^2$ -lattice into  $N \times N$  cells and allows restriction to generators in what we will denote as the *fundamental cell*, defined by  $m_1, m_2 = 0, \dots, N-1$ . Note that the generators  $J_{(0 \bmod N, 0 \bmod N)}$  are proportional to the identity and thus decouple from the algebra. The matrices (S.2) then close under multiplication to the algebra provided in eq. (1) of the main text

$$[J_{\vec{m}}, J_{\vec{n}}] = -2i \sin\left(\frac{\pi}{N}(\vec{m} \times \vec{n})\right) J_{\vec{m} + \vec{n}}, \quad (\text{S.4})$$

where  $\vec{m} \times \vec{n} \equiv m_1 n_2 - m_2 n_1$ .

As they were first introduced in [1–4], the matrices (S.2) were considered as a unitary basis for the  $\mathfrak{su}(N)$  algebra as a *vector space*. This construction however neglects the relation between Lie algebra elements and elements of the Lie group. In order for a basis of  $\mathfrak{su}(N)$  to also act as generators for unitary elements of the Lie group  $SU(N)$ , it needs to be a set of  $N^2 - 1$  traceless *Hermitian* generators. To achieve this, we define new generators via the two possible Hermitian linear combinations of  $J$ 's, one for each vector-index  $\vec{m}$ ,

$$C_{\vec{m}} \equiv \frac{J_{\vec{m}} + J_{\vec{m}}^\dagger}{m}, \quad S_{\vec{m}} \equiv \frac{J_{\vec{m}} - J_{\vec{m}}^\dagger}{im}, \quad (\text{S.5})$$

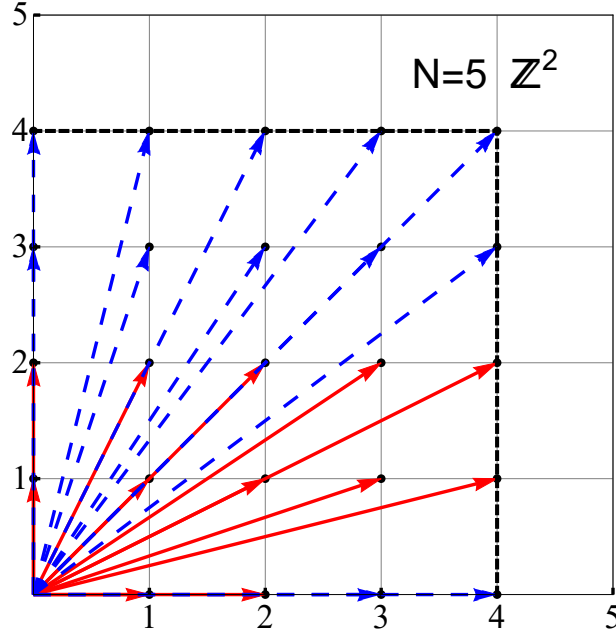


FIG. 1. Example for the final distribution of  $C$ 's (solid red arrows) and  $S$ 's (dashed blue arrows) inside the fundamental cell (dashed black) for  $N = 5$ .

The notation should be suggestive of the usual Euler decomposition for the **C**osine and **S**ine functions. The normalization is chosen to guarantee orthonormality with respect to the inner product given by eq. (8) of the main text. However, we have now doubled the number of elements in the basis to  $2(N^2 - 1)$ , since every vector in the fundamental cell is associated to both a  $C$  and an  $S$  matrix. Moreover, some of these  $C$ 's and  $S$ 's are linearly dependent.

To construct the reduced set of  $N^2 - 1$  linearly independent generators, which we denote as the *final distribution*, we must associate each point in the  $(N - 1) \times (N - 1)$  fundamental cell on the  $\mathbb{Z}^2$ -lattice to a Hermitian generator. In general, we have two possible choices for this generator for each vector  $\vec{m}$  in the  $\mathbb{Z}^2$  lattice, given by  $C_{\vec{m}}$  and  $S_{\vec{m}}$ . Starting from the unique distribution for  $N = 2$ , one can systematically find the distribution for the  $(N - 1) \times (N - 1)$  fundamental cell for  $N > 2$  by filling the new points of the cell with linearly independent generators, as will be described in the following.

Let us first consider the case  $N = 2$ . By construction,  $S_{(\frac{N}{2}, 0)}$ ,  $S_{(0, \frac{N}{2})}$  and  $S_{(\frac{N}{2}, \frac{N}{2})}$  vanish identically for all even  $N$ . Thus for  $N = 2$ , we have only  $C$ 's as generators and there is no ambiguity in the distribution within the fundamental cell. For  $N = 3$ , the fundamental cell extends from 0 to 2 in both directions and there are non-vanishing  $S$  generators. To insure compatibility [5] with the  $N = 2$  case, we appoint a  $C$  generator to the vectors  $(0, 1)$ ,  $(1, 0)$  and  $(1, 1)$  of the final distribution. We then fill the remaining points with  $S$  generators. However, not all of the remaining points in the  $2 \times 2$  lattice host an independent  $S_{\vec{m}}$  generator. This is due to the symmetry conditions

$$\begin{aligned} C_{\vec{m}} &= (-1)^{(N-m_1-m_2)} \frac{|\vec{N} - \vec{m}|}{|\vec{m}|} C_{\vec{N}-\vec{m}}, \\ S_{\vec{m}} &= -(-1)^{(N-m_1-m_2)} \frac{|\vec{N} - \vec{m}|}{|\vec{m}|} S_{\vec{N}-\vec{m}}. \end{aligned} \quad (\text{S.6})$$

We denote the relations in (S.6) as *linear dependence conditions* (LDC). According to the LDC,  $S_{(1,2)} \propto S_{(2,1)}$ . Thus, the point  $(1, 2)$  must be associated to a  $C$  generator, which is guaranteed to be linearly independent from the  $S$  by construction. Once the first two distributions are set, this procedure can be performed iteratively to find the final distribution for  $(N + 1)$ . This construction ensures compatibility with the previous distribution and it completes the remaining points with linearly independent generators according to the LDC symmetry (S.6). In the general case, we assign  $C$  generators to all points in the  $\frac{N}{2} \times \frac{N}{2}$  cell for even  $N$ , and in the  $\frac{N-1}{2} \times \frac{N-1}{2}$  cell for odd  $N$ . This automatically takes care of points along the  $\mathbb{Z}^2$ -lattice axes, which only carry one of the shift or clock matrices. The remaining points on the axes (those going from  $\frac{N}{2} + 1$  or  $\frac{N-1}{2} + 1$  up to  $N - 1$  in both directions) are always assigned

to  $S$  generators. Further, the LDC conditions tell us that the cell going from  $(\frac{N}{2}, \frac{N}{2})$  (for even  $N$ ) or  $(\frac{N-1}{2}, \frac{N-1}{2})$  (for odd  $N$ ) up to the upper-right corner of the fundamental cell  $(N-1, N-1)$  has to be assigned  $S$  generators. The remaining new points in the fundamental cell are assigned generators as described above according to the LDC symmetry (S.6). In the general case of higher  $N$ , the final distribution will, very roughly, have the lower half of the points in the fundamental cell associated to  $C$ 's and the upper half associated to  $S$ 's. A precise list of the points corresponding to  $C$ 's and those corresponding to  $S$ 's can be then generated automatically for any given  $N > 3$ . As an example, the final distribution for the case  $N = 5$  is shown in Fig. 1.

## II. COMPUTATION OF STRUCTURE CONSTANTS

Once the final distribution has been set, one can derive the algebra fulfilled by the  $C$ 's and  $S$ 's directly from the commutation relation for the  $J$ 's in (S.4). These are given by

$$\begin{aligned} [C_{\vec{m}}, C_{\vec{n}}] &= -\frac{2i \sin(\frac{\pi}{N}(\vec{m} \times \vec{n}))}{m n} \left( |\vec{m} + \vec{n}| C_{\vec{m}+\vec{n}} - |\vec{m} - \vec{n}| C_{\vec{m}-\vec{n}} \right), \\ [S_{\vec{m}}, S_{\vec{n}}] &= \frac{2i \sin(\frac{\pi}{N}(\vec{m} \times \vec{n}))}{m n} \left( |\vec{m} + \vec{n}| C_{\vec{m}+\vec{n}} + |\vec{m} - \vec{n}| C_{\vec{m}-\vec{n}} \right), \\ [C_{\vec{m}}, S_{\vec{n}}] &= -\frac{2i \sin(\frac{\pi}{N}(\vec{m} \times \vec{n}))}{m n} \left( |\vec{m} + \vec{n}| S_{\vec{m}+\vec{n}} + |\vec{m} - \vec{n}| S_{\vec{m}-\vec{n}} \right), \\ [S_{\vec{m}}, C_{\vec{n}}] &= -\frac{2i \sin(\frac{\pi}{N}(\vec{m} \times \vec{n}))}{m n} \left( |\vec{m} + \vec{n}| S_{\vec{m}+\vec{n}} - |\vec{m} - \vec{n}| S_{\vec{m}-\vec{n}} \right). \end{aligned} \quad (\text{S.7})$$

The mixed commutators in (S.7) seem to not be antisymmetric, due to the relative minus sign inside the bracket on the right-hand side of (S.7). However, the subtle substitution procedure giving rise to the correct structure constants explained below also ensures that  $[\mathcal{T}_{\vec{m}}, \mathcal{T}_{\vec{n}}] = -[\mathcal{T}_{\vec{n}}, \mathcal{T}_{\vec{m}}]$ , with  $\mathcal{T}$  either  $C$  or  $S$ , depending on  $\vec{m}$ . Therefore, let us now explain how to compute this  $(N^2 - 1) \times (N^2 - 1) \times (N^2 - 1)$  anti-symmetric array of structure constants  $\alpha_{\vec{m}\vec{n}\vec{l}}$  of the algebra in (S.7).

There are four possible commutation relations in (S.7); which one of these is to be used is uniquely determined by the vector indices  $\vec{m}$  and  $\vec{n}$ . Recall that each  $\vec{m}$  and  $\vec{n}$  is uniquely associated to either a  $C$  or an  $S$  generator. For example, consider a fixed  $\mathbb{Z}^2$  vector  $\vec{m}$ . Then, either  $C_{\vec{m}}$  or  $S_{\vec{m}}$  will be in the final distribution, but not both. It is practical to define the overall prefactor

$$\beta_{(\pm, \pm)} = \pm \frac{2i \sin(\frac{\pi}{N}(\vec{m} \times \vec{n}))}{m n} |\vec{m} \pm \vec{n}|, \quad (\text{S.8})$$

which is always a part of the structure constants. The subscript  $(\pm, \pm)$  denotes which of the four possible sign combinations (overall sign and sign inside the absolute value, respectively) is to be used. The correct one depends on the commutator and the structure constant we wish to compute. For example, for the  $\vec{m} + \vec{n}$  structure constant of the  $[C, C]$  commutator, the correct sign combination (overall sign and sign inside the absolute value) would be  $\beta_{(-, +)}$ . Further, the commutator uniquely defines the class of generators on the right-hand side of (S.7). The correct structure constants are found when the right-hand side is a linear combination of the right class of generators **and** these are in the final distribution. For example, the right hand side of a  $[C, C]$  commutator must be a function of only  $C$  generators in the final distribution. However, the  $\vec{m} \pm \vec{n}$  indices on the right-hand side of (S.7) might lie outside of the fundamental cell, in which case one has to substitute them on the right-hand side of the commutation relations with their equivalent generators from the final distribution. To relate the generators outside the unit cell to those within it, we use the  $N$ -modularity of the  $J$ 's given by (S.3). This  $N$ -modularity is inherited by the Hermitian generators as

$$\begin{aligned} C_{\vec{m}} &= (-1)^{(Nt_1t_2+m_1t_2+m_2t_1)} \frac{|\vec{m} + \vec{t}N|}{|\vec{m}|} C_{\vec{m}+\vec{t}N}, \\ S_{\vec{m}} &= (-1)^{(Nt_1t_2+m_1t_2+m_2t_1-1)} \frac{|\vec{m} + \vec{t}N|}{|\vec{m}|} S_{\vec{m}+\vec{t}N}. \end{aligned} \quad (\text{S.9})$$

We denote these equations as the *modularity conditions* (MC). Thus, the generators corresponding to integral points on the lattice that can be connected via  $N$ -translations can also be related. The precise translation required is

controlled by the  $\vec{t} \in \mathbb{Z}^2$  vector and depends on the specific quadrant of the  $\mathbb{Z}^2$ -lattice that one considers. A case-by-case distinction is tedious but can be automatized. Therefore, the overall factor introduced by eq. (S.9) when replacing generators on the right-hand side of the commutation relations is part of the corresponding structure constant  $\alpha_{\vec{m}\vec{n}(\vec{m}\pm\vec{n})}$ .

Note that the point reached after applying the MC condition might not correspond to a generator in the final distribution. In that case, one needs to further apply the LDC condition given in (S.6) in order to replace it by the correct generator. This substitution will also carry a prefactor which is to be included into the structure constant.

Both MC and LDC conditions are needed to find the final distribution. They are also needed for the computation of the correct structure constants. At first glance it might appear as if (S.6) is just a special case of (S.9), but these are indeed independent conditions originating from two distinct symmetries: Eq. (S.9) imposes the modular symmetry of the vectors on the  $\mathbb{Z}^2$ -lattice, while (S.6) is a result of having two copies of the original set of generators.

The overall procedure for calculating the structure constants can be summarized as follows:

1. For given input vectors  $\vec{m}$  and  $\vec{n}$ , find the associated generators according to the final distribution and select the corresponding commutator (S.7). This also defines the class of generators that should appear on the right-hand side of (S.7). Compute the corresponding generator for  $\vec{m} \pm \vec{n}$ .
2. If  $\vec{m} \pm \vec{n}$  lies inside the fundamental cell and it corresponds to the right class of generators, the structure constant is simply given by  $\beta_{(\pm,\pm)}$  (S.8).
3. If  $\vec{m} \pm \vec{n}$  lies inside the fundamental cell but (its corresponding generator is) **not** in the final distribution, apply the LDC condition (S.6) and the structure constant is then given by  $\beta_{(\pm,\pm)}$  times the prefactor from the LDC condition.
4. Finally, if  $\vec{m} \pm \vec{n}$  does not lie in the fundamental cell, apply the MC condition (S.9) to find the corresponding point  $\vec{k}$  in the fundamental cell. Repeat steps 2 and 3 with the resulting  $\vec{k}$ . The structure constant is then given by  $\beta_{(\pm,\pm)}$  times the total prefactor from the substitutions.

### III. DERIVATION OF THE EULER-ARNOLD EQUATION FOR HYDRODYNAMICS

The derivation of the Euler-Arnold equation for the hydrodynamics system given by eq. (6) in the main text relies on the following steps. We use Arnold's conventions [6] and define Hamiltonian vector fields as  $\iota_{X_f}\omega = -\mathbf{d}f$ , with  $\omega$  the symplectic form on  $\mathbb{T}^2$  and  $f$  the Hamiltonian function dual to  $X_f$ .  $\mathbf{d}$  is the exterior derivative and  $\iota$  denotes the interior product. The symplectic form further defines the Poisson bracket of Hamiltonian functions as  $\{f, g\} = \omega(X_f, X_g)$ . This implies that the commutator of Hamiltonian vector fields is itself a Hamiltonian vector field. This new vector field has Hamiltonian function given by the Poisson bracket of the Hamiltonian functions  $f$  and  $g$ ,

$$\begin{aligned}
\iota_{[X_f, X_g]}\omega &= \mathcal{L}_{X_f}\iota_{X_g}\omega - \iota_{X_g}\mathcal{L}_{X_f}\omega \\
&= \mathbf{d}\iota_{X_f}\iota_{X_g}\omega + \underbrace{\iota_{X_f}\mathbf{d}\iota_{X_g}\omega}_{=0} - \iota_{X_g}\underbrace{\mathbf{d}\iota_{X_f}\omega}_{=0} - \iota_{X_g}\iota_{X_f}\underbrace{\mathbf{d}\omega}_{=0} \\
&= -\mathbf{d}\omega(X_f, X_g) = -\mathbf{d}(\{f, g\}) = \iota_{X_{\{f, g\}}}\omega.
\end{aligned} \tag{S.10}$$

Here,  $\mathcal{L}_Y h = Y(h)$  denotes the Lie derivative of a smooth function  $h$  in the direction of the vector field  $Y$  and we made use of Cartan's magic formula  $\mathcal{L}_X = \mathbf{d}\iota_X + \iota_X\mathbf{d}$ . We now use relation (S.10), together with the definition of

the  $L^2$ -inner product in eq. (5) of the main text, to compute the  $\kappa$  form

$$\begin{aligned}
\langle [X_f, X_g], X_f \rangle_{\mathbb{T}^2} &= \langle X_{\{f, g\}}, X_f \rangle_{\mathbb{T}^2} \\
&= - \int_{\mathbb{T}^2} \{f, g\} \Delta f \\
&= - \underbrace{\int_{\mathbb{T}^2} \{f, g \Delta f\}}_{=0} + \int_{\mathbb{T}^2} g \{f, \Delta f\} \\
&= \int_{\mathbb{T}^2} g \Delta \Delta^{-1} \{f, \Delta f\} \\
&\stackrel{!}{=} \langle X_g, \kappa(f, f) \rangle_{\mathbb{T}^2} .
\end{aligned} \tag{S.11}$$

The first equality in (S.11) implements (S.10). The insertion of the definition of the  $L^2$ -inner product then yields the second line. To arrive to the third line, we make use of the Leibniz rule for the Poisson bracket. The first integral in the third line vanishes identically on  $\mathbb{T}^2$ . To see this, note that  $\{f, g\}\omega$  can be rewritten as the exterior derivative of a 1-form  $\mathbf{d}(g \iota_{X_f} \omega)$  via Cartan's formula, for any Hamiltonian functions  $f$  and  $g$ . Then, the generalized Stokes' theorem says that  $\int_{\mathcal{M}} \mathbf{d}\alpha = \int_{\partial\mathcal{M}} \alpha$  for any 1-form  $\alpha$ . For the torus,  $\partial\mathcal{M} = 0$  and, hence the integral over  $\alpha$  vanishes identically. In the second integral of the third line of (S.11), we insert an identity operator in the form of  $\Delta\Delta^{-1}$ , to recover the expression for the  $L^2$ -inner product. From this we can read off the resulting  $\kappa$  form

$$\kappa(f, f) = -\Delta^{-1} \{f, \Delta f\}, \tag{S.12}$$

which directly determines the EA equation given by eq. (6) in the main text.

#### IV. NIELSEN COMPLEXITY, EULER-ARNOLD AND GEODESIC EQUATIONS

##### Nielsen's geometric approach

The main idea of Nielsen's approach to quantum complexity is to consider quantum complexity geometrically as a length on the appropriate manifold of unitaries. The symmetry group  $SU(N)$  to which the qudit unitaries belong is a compact Lie group manifold. Suppose we are interested in implementing a unitary  $U$ , which lies at some point on the manifold. We can use the Lie algebra  $\mathfrak{su}(N)$  of the group to parametrize  $U$ . This parametrization involves the geodesic trajectory on  $SU(N)$  connecting the identity element to  $U$ . More precisely

$$U(T) = \overleftarrow{\mathcal{P}} e^{-i \int_0^T \mathcal{H}(s) ds}, \tag{S.13}$$

with  $\mathcal{H}(s) \in \mathfrak{su}(N)$  the *control* Hamiltonian generating  $U$ . The parameter  $s$  can be thought of as the position along the quantum circuit as it is being synthesized, and can be chosen  $s \in [0, 1]$  without the loss of generality. The symbol  $\overleftarrow{\mathcal{P}}$  indicates ordering from right to left with respect to  $s$ , as is standard for quantum circuits. This implies that transformations at earlier positions  $s$  should be applied first. Natural boundary conditions are  $U(0) = \mathbb{1}$  and  $U(T = 1) = U$ . The control Hamiltonian is an element of the tangent space at each point along the trajectory and describes the application of an infinitesimal symmetry gate, i.e. it obeys an infinitesimal Schrödinger equation

$$\mathcal{H}(T)U(T) = i \frac{dU(T)}{dT}, \tag{S.14}$$

whose formal solution is (S.13). Evaluating (S.14) and imposing the correct boundary conditions on the solutions is the main technical difficulty for computing Nielsen complexity. A very clear explanation is given in [7], where it is shown how solving (S.14) involves using the Baker-Campbell-Hausdorff formula, which introduces complicated chains of nested commutators.

Nevertheless, assuming one has found the control Hamiltonian that generates the desired unitary, the associated cost is given by integrating the cost of each infinitesimal gate along the geodesic. This infinitesimal cost is determined

by a local function  $\mathcal{F}(U(s), \mathcal{H}(s))$  of the trajectory and its velocity, yielding a generalized length functional

$$\ell(U(T)) = \int_0^T ds \mathcal{F}(U(s), \mathcal{H}(s)). \quad (\text{S.15})$$

Nielsen introduced [8] several classes of such cost functions. The complexity of the unitary is then the smallest such cost, i.e. the minimum of the length functional over all suitable control Hamiltonians computed over the whole geodesic, i.e. at  $T = 1$ ,

$$\mathcal{C}(U) = \min_{\mathcal{H}} \ell. \quad (\text{S.16})$$

### Control Hamiltonian and Euler-Arnold equations

We now detail the precise role of the control Hamiltonian in the computation of complexity and the technical difficulties that arise in its calculation. First, we clarify some notation: even though Nielsen's approach is valid for general unitaries, a usual choice for the target unitary  $U$  in the context of holography is the time evolution operator  $U = e^{-iHt}$  of the system under some *physical* Hamiltonian  $H$  up to time  $t$ . Control Hamiltonians  $\mathcal{H}(s)$  and physical Hamiltonians  $H$  are distinct objects; the former generates a trajectory, while the latter specifies the boundary condition to this trajectory, meaning that we impose  $U(1) = e^{-iHt}$  on the geodesics generated by some  $\mathcal{H}$ . We note that the geodesic parameter  $s$  is not necessarily identical with the physical time  $t$ . The computation of complexity can be generally divided into two main steps: the computation of possible control Hamiltonians and the implementation of boundary conditions to find those that actually generate the desired unitary, i.e. solving the Schrödinger equation. We now review these steps.

Within the Euler-Arnold approach [6, 9] introduced in the main text, the defining equation for the control Hamiltonian is the so-called Euler-Arnold equation [10],

$$\dot{\mathcal{H}}(s) = \kappa(\mathcal{H}(s), \mathcal{H}(s)), \quad (\text{S.17})$$

with the quadratic bilinear form  $\kappa$  defined on the Lie algebra as

$$\langle [X, Y], Z \rangle = \langle \kappa(Z, X), Y \rangle, \quad (\text{S.18})$$

and  $\langle \cdot, \cdot \rangle$  the inner product on the algebra. (S.17) can be thought of as a geodesic equation on the manifold. This is because the control Hamiltonian can be identified with the pullback of the tangent vector of a geodesic onto the Lie algebra. The choice of inner product on the algebra then induces a metric on the whole manifold via group translations, thus defining a geodesic equation. Solutions to (S.17) in principle yield direct expressions for the control Hamiltonian. However, such a direct computation of the Hamiltonian is in general rather involved, since the  $\kappa$  form with respect to metrics other than the canonical Killing metric yield complicated differential equations. Moreover, the subsequent evaluation of the Schrödinger equation contains expressions with nested commutators [7], which are generally difficult to evaluate. For this reason, the usual procedure is to change perspective and expand the control Hamiltonian in a basis, in order to obtain more tractable equations for the expansion coefficients. On the manifold of unitaries, a chart is provided by a basis of the tangent space, given by Hermitian generators. Due to the group structure of the manifold, every tangent space is isomorphic to the Lie algebra, and thus we can expand the control Hamiltonian in terms of our generators of  $\mathfrak{su}(N)$ ,

$$\mathcal{H}(s) = \sum_{\vec{m} \in \mathfrak{su}(N)}^{N^2-1} Y^{\vec{m}}(s) \mathcal{T}_{\vec{m}}, \quad (\text{S.19})$$

for  $\mathcal{T} \in \{C, S\}$  according to the final distribution. Note that the expansion coefficients  $Y^{\vec{m}}(s)$  encode the time-dependence of the Hamiltonian, while the generators are fixed. The coefficients can be thought of as velocities and are formally given by

$$Y^{\vec{m}}(s) \mathcal{T}_{\vec{m}} = \frac{dU(s)}{ds} U(s)^{-1}. \quad (\text{S.20})$$

With these velocities, the invariant line-element takes the form

$$ds^2 = g_{\vec{m}\vec{n}} dY^{\vec{m}} dY^{\vec{n}}, \quad (\text{S.21})$$

with a metric tensor that is induced by the choice of inner product. The class of cost functions most interesting to us are so-called  $\mathcal{F}_q$ -type functions that include penalty factors  $q$  to certain directions in the tangent space. The components of the metric tensor contain these factors and penalize the application of particular generators in the basis. In our specific choice of metric and basis for the tangent space (cf. eqs.(7) and (3) of the main text), the metric takes the form

$$G_{\vec{m}\vec{n}} = \begin{cases} 0, & \text{if } \vec{m} \neq \vec{n} \\ m^2, & \text{if } \vec{m} = \vec{n}. \end{cases} \quad (\text{S.22})$$

The penalties arise from the action of the Laplacian on non-commutative plane waves and only grow polynomially with the weight of a gate, given by its vector-index  $\vec{m}$ . This set of penalty factors has the lowest degeneracy compatible with the symmetries of the Laplacian. Each direction gets penalized differently, with at most two-fold degeneracy. This reflects the invariance of the Laplacian under symplectic transformations that interchange position and momentum modes. In other words, the transition between levels  $i \rightarrow j$  has the same energy as  $j \rightarrow i$ . The low degeneracy of the factors leads to a maximally anisotropic metric on the manifold of unitaries, ensuring the presence of negative curvatures. Note that this is different from the penalties usually applied in the Pauli basis based on their Pauli weight  $\omega$ , which have a higher degeneracy that grows with the number of qubits  $n$ . This is because there exist, at most,  $\mathcal{O}(3^n)$  elements in a given weight class which all get penalized equally. Take for example  $N = 8$  which corresponds to  $n = \log_2 8 = 3$  qubits. The  $\mathfrak{su}(8)$  algebra consists of 63 generators. In our basis, 7 of these (with  $\vec{m} \propto (1, 1)$ ) are assigned unique, non-degenerate penalty factors. The remaining 56 generators are assigned penalties with two-fold degeneracy, yielding a total of  $\frac{56}{2} + 7 = 35$  distinct penalties. For the Pauli basis, assume for simplicity that 2- and 3-qubit operations get penalty factors of  $p$  and  $q$ , respectively. Their degeneracies are approximately  $\binom{3}{2} 3^2 = 27$  for  $p$  and  $3^3 = 27$  for  $q$ . This yields a less anisotropic metric when using the Pauli basis and its associated exponential penalty factors.

Having defined a cost function and its corresponding set of penalty factors, the general length functional is given by

$$\ell = \int_0^1 dt \sqrt{G_{\vec{m}\vec{n}} Y^{\vec{m}}(t) Y^{\vec{n}}(t)}, \quad (\text{S.23})$$

which is minimized by those coefficients that obey the geodesic equation dictated by the metric

$$\dot{Y}^{\vec{\alpha}} + \Gamma_{\vec{m}\vec{n}}^{\vec{\alpha}} Y^{\vec{m}} Y^{\vec{n}} = 0, \quad (\text{S.24})$$

with  $\Gamma_{\vec{m}\vec{n}}^{\vec{\alpha}}$  the usual Christoffel symbols. (S.23) is the geodesic length in Riemannian geometry, with the choice of  $\mathcal{F}_q$  in Nielsen's notation, where the penalties  $q$  are contained in the metric. We have now rephrased the problem of finding the optimal control Hamiltonian to that of solving a geodesic equation. This is still a difficult problem to solve in general, and we show in the main paper how it can be simplified in the large  $N$  limit.

Solutions will yield the initial velocities together as a set of integration constants. These have to be inserted into the Schrödinger equation and the boundary conditions need to be imposed. This will relate the initial velocities to the actual target unitary, i.e. we want to find  $Y^{\vec{m}}(s, U)$ . In the case of unitary time-evolution, this step will relate the velocities to the couplings in the physical Hamiltonian of the system, which can also be expanded in terms of the generators of the  $SU(N)$  group as  $H = \sum_{\vec{m}} A^{\vec{m}} \mathcal{T}_{\vec{m}}$ . In the end, one wishes to have a set of functions  $Y^{\vec{m}}(s, A^{\vec{k}})$  which define the correct initial velocities of the geodesic. The length functional (S.23) can then be evaluated and minimized over all such solutions, finally yielding the complexity of the target unitary. In summary, the overall procedure for computing quantum complexity á la Nielsen consists of the following steps.

1. Choose a cost function  $\mathcal{F}$  which will define a metric on the manifold of unitaries, thus also defining geodesic paths with respect to it.
2. Derive the geodesic equation for this metric. This can be in terms of the control Hamiltonian  $\mathcal{H}$  via the Euler-Arnold equation (S.17) or in terms of a familiar geodesic equation (S.24) for the velocities  $Y$  that determine  $\mathcal{H}$ . Which approach is to be taken depends on the system in consideration. Solutions to these equations yield a

family of control Hamiltonians with integration constants that need to be fixed by the boundary conditions to the trajectory.

3. Insert these control Hamiltonians into the Schrödinger equation (S.14) and enforce the correct boundary conditions, i.e.  $U(0) = \mathbb{1}$  and  $U(1) = U_{\text{target}}$ . This will fix the velocities of the geodesic, through which the length can be calculated via (S.23).
4. If multiple control Hamiltonians are found, one has to choose the one that yields that minimizes the length, and thus the cost. This yields the complexity  $\mathcal{C}$ .

The benefit arising from our analysis is that, in the large  $N$  limit, we identify the  $\mathfrak{su}(N)$  algebra with the algebra of volume-preserving diffeomorphisms  $\text{SVect}(\mathbb{T}^2)$  via the isomorphism between generators in eq. (2) of the main text. This naturally carries over to any other tangent space, such that we can (locally) identify the  $SU(N)$  manifold with the manifold of volume-preserving diffeomorphisms  $\text{SDiff}(\mathbb{T}^2)$ . Our results show how to define the general setup for Nielsen complexity explained above in such a way that it survives the large  $N$  limit. The whole construction can be interpreted in terms of objects in two-dimensional hydrodynamics. Most importantly, our setup simplifies the first step of the computation considerably, providing a tractable and well-known Euler-Arnold equation for the control Hamiltonian, namely the Euler equation for ideal hydrodynamics in (2+1) dimensions,

$$\Delta \dot{\mathbf{h}} = -\{\mathbf{h}, \Delta \mathbf{h}\}, \quad (\text{S.25})$$

where the control stream function and the corresponding control Hamiltonian vector field are related in the usual way,  $\iota_{\mathcal{H}}\omega = -\mathbf{d}\mathbf{h}$ . It is important to note that both the control stream function and vector field have an implicit dependence  $(x, p)$  on the coordinates of the fluid on the torus. Solutions of this equation can then uniquely be decomposed in order to find the velocities with which the length functional can be evaluated. Naturally, the correct boundary conditions need to be imposed. The Schrödinger equation in the hydrodynamic setup corresponds to the mapping between Lagrangian and Eulerian frames of reference for the fluid [11],

$$\frac{df(s)}{ds} = \mathcal{H}(s, f(s)), \quad (\text{S.26})$$

and relates the control Hamiltonian vector field  $\mathcal{H}(s)$  with the diffeomorphism  $f$  it generates. The appropriate boundary conditions should be imposed on this equation, in particular  $f(1) = f_{\text{target}}$ , where the target diffeomorphism may be taken to be the time evolution of the fluid under some physical Hamiltonian, which we describe in the next section.

### Physical Hamiltonian

We now discuss some details on the role of physical Hamiltonians in Nielsen complexity. Even though the approach explained above and our results are valid for any target operation  $U$ , the literature on holographic complexity generally focuses on the target unitary being the time evolution operator. In recent years it has been found [12] that entanglement is not enough to describe all the late time properties of a holographic QFT and the inner black hole geometry dual to it. Thus, complexity was proposed [13] as a suitable additional measure of the information content of the QFT at late times. To focus on the late time behavior, one considers the unitary operation to be the time evolution operator  $U = e^{-iHt}$  of the system at time  $t$  under some physical Hamiltonian  $H$  and calculates its complexity. This physical Hamiltonian is usually assumed to be  $k$ -local or chaotic. Thus, we detail some properties that such a Hamiltonian should have if it ought to be compatible with our setup.

The physical system we consider is given by a single  $N$ -level qudit, see Fig. 2. Notions of locality such as  $k$ -locality may be interpreted in this system as the type of internal transitions between the levels that are allowed by the Hamiltonian, e.g. only transitions with energy smaller than some threshold  $k$ . However, we take a different approach. We allow the physical Hamiltonian to contain all possible couplings  $A^{\vec{m}}$  between levels, i.e.  $H_{\text{qudit}}$  implements all-to-all transitions on the qudit. Written in terms of generators of the algebra in the final distribution, we have

$$H_{\text{qudit}} = \sum_{\vec{m}}^{N^2-1} A^{\vec{m}} \mathcal{T}_{\vec{m}}, \quad \mathcal{T} \in \{C, S\}. \quad (\text{S.27})$$

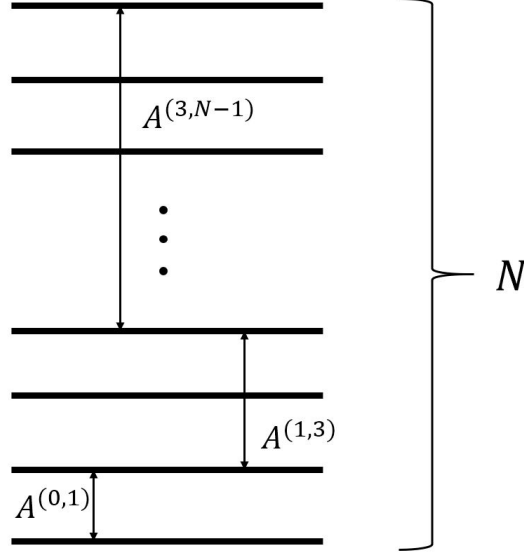


FIG. 2. Internal qudit levels with exemplary transitions. The physical Hamiltonian  $H$  is assumed to implement all-to-all transitions, each of which is determined, up to two-fold degeneracy, by the wave vector of the associated excitation.

A natural assumption would be that there exists no hierarchy between the couplings, i.e. all couplings are assumed to be of order  $\mathcal{O}(1)$ .

Similarly to the previous discussion for the qudit Hamiltonian, we can interpret these assumptions for volume-preserving diffeomorphisms. More precisely, we can choose the target diffeomorphism  $f_{\text{target}}$  introduced in the previous section to be the time evolution of the fluid under some physical Hamiltonian  $H_{\text{fluid}}$  after some time  $t$ . We assume this Hamiltonian to obey similar properties as  $H_{\text{qudit}}$ , albeit adapted to the infinite-dimensional Hilbert space. In particular, this means there are infinite many levels, each one excited by a particular plane wave with wave vector  $\vec{m}$ . The components of this wave vector remain integer, as they have to be compatible with the periodicity of the torus. This Hamiltonian is still assumed to implement all-to-all interactions. Expanding again in terms of the generators, this time of  $\text{SDiff}(\mathbb{T}^2)$ , we have the schematic structure

$$H_{\text{fluid}} = \sum_{\vec{m}} B^{\vec{f}} \cdot X_{\vec{f}}, \quad (\text{S.28})$$

with the couplings  $B^{\vec{f}}$  indexed by the corresponding plane wave  $f_{\vec{m}}$  with wave vector  $\vec{m}$ . For our analysis, we do not assume a direct connection between  $A^{\vec{m}}$  and  $B^{\vec{f}}$ , instead leaving them free, subject only to the general assumptions explained above.

As remarked in the conclusions of the main text, we expect a scaling relation to exist between the qudit and fluid couplings. We now present some first steps in this direction. A rigorous derivation of such scalings requires a more detailed analysis of the isomorphism relating  $\mathfrak{su}(N \rightarrow \infty)$  and  $\text{SVect}(\mathbb{T}^2)$ . This is achieved by considering a non-commutative version of plane waves. The mathematical framework formalizing this problem is that of non-commutative geometry (NCG) [14–16]. The standard procedure is to introduce the so-called Weyl-Moyal star product [17, 18],

$$(f \star g)(x, p) := fg + \sum_{n=1}^{\infty} \frac{(\pi\theta)^n}{n!} \epsilon_{r_1 s_1} \dots \epsilon_{r_n s_n} (\partial_{r_1 \dots r_n}^n f)(\partial_{s_1 \dots s_n}^n g). \quad (\text{S.29})$$

This defines a way of multiplying classical smooth functions in a non-commutative manner. The deformation parameter is  $\theta = 1/N$  in our case. This leads to a deformed Poisson bracket, the Moyal bracket  $\{f, g\}_{\star}$ , which in turn defines non-commutative algebras for vector fields. This also yields a non-commutative version of the Euler-Arnold equation

$$\Delta \dot{f} = -\{f, \Delta f\}_{\star}. \quad (\text{S.30})$$

In order to properly investigate the scaling of Nielsen complexity on  $SU(N)$  in terms of that on  $\text{SDiff}(\mathbb{T}^2)$ , we have

to determine higher orders in the algebra isomorphism given in eq. (2) of the main text. These are encoded in the expansion of the Weyl-Moyal product, which provides the higher-order in  $1/N$  corrections to the commutative Euler-Arnold equation given in eq. (6) of the main text. A proper identification of finite- and infinite-dimensional algebras at higher orders in  $1/N$  would provide a scaling relation of the type discussed here.

- 
- [1] D. B. Fairlie and C. K. Zachos, “Infinite Dimensional Algebras, Sine Brackets and  $SU(\infty)$ ,” *Phys. Lett. B*, vol. 224, pp. 101–107, 1989.
  - [2] D. Fairlie, P. Fletcher, and C. Zachos, “Trigonometric structure constants for new infinite-dimensional algebras,” *Physics Letters B*, vol. 218, no. 2, pp. 203–206, 1989.
  - [3] D. B. Fairlie, P. Fletcher, and C. K. Zachos, “Infinite Dimensional Algebras and a Trigonometric Basis for the Classical Lie Algebras,” *J. Math. Phys.*, vol. 31, p. 1088, 1990.
  - [4] J. Patera and H. Zassenhaus, “The pauli matrices in  $n$  dimensions and finest gradings of simple lie algebras of type  $a_{n-1}$ ,” *Journal of Mathematical Physics*, vol. 29, no. 3, pp. 665–673, 1988.
  - [5] By “compatibility” we mean that the structure of the distribution remains the same and subsequent distributions are a natural extension of previous ones. This allows for the systematic generation of the distribution.
  - [6] V. Arnold and B. Khesin, *Topological Methods in Hydrodynamics*. Applied Mathematical Sciences, Springer New York, 2008.
  - [7] J. M. Magán, “Black holes, complexity and quantum chaos,” *JHEP*, vol. 09, p. 043, 2018.
  - [8] M. A. Nielsen, “A geometric approach to quantum circuit lower bounds,” *Quantum Info. Comput.*, vol. 6, p. 213–262, May 2006.
  - [9] V. Arnold, “Sur la géométrie différentielle des groupes de lie de dimension infinie et ses applications à l’hydrodynamique des fluides parfaits,” *Annales de l’Institut Fourier*, vol. 16, no. 1, pp. 319–361, 1966.
  - [10] M. A. Nielsen, M. R. Dowling, M. Gu, and A. C. Doherty, “Quantum computation as geometry,” *Science*, vol. 311, no. 5764, pp. 1133–1135, 2006.
  - [11] H. Goldstein, C. Poole, and J. Safko, *Classical Mechanics*. Addison Wesley, 2002.
  - [12] L. Susskind, “Entanglement is not enough,” *Fortsch. Phys.*, vol. 64, pp. 49–71, 2016.
  - [13] A. R. Brown, L. Susskind, and Y. Zhao, “Quantum Complexity and Negative Curvature,” *Phys. Rev. D*, vol. 95, no. 4, p. 045010, 2017.
  - [14] A. Connes, *Noncommutative Geometry*. Elsevier Science, 1995.
  - [15] A. Connes, M. R. Douglas, and A. Schwarz, “Noncommutative geometry and matrix theory,” *Journal of High Energy Physics*, vol. 1998, p. 003–003, Feb 1998.
  - [16] A. Connes and M. Marcolli, “A walk in the noncommutative garden,” *An Invitation to Noncommutative Geometry*, p. 1–128, Feb 2008.
  - [17] M. Olshanetsky, “Integrable tops and noncommutative torus,” in *4th International Workshop on Supersymmetry and Quantum Symmetries: 16th Max Born Symposium*, 3 2002.
  - [18] B. Khesin, A. Levin, and M. Olshanetsky, “Bihamiltonian structures and quadratic algebras in hydrodynamics and on non-commutative torus,” *Communications in Mathematical Physics*, vol. 250, p. 581–612, Aug 2004.