

Benchmarking the Robustness of Instance Segmentation Models

Said Fahri Altındış, Yusuf Dalva, Hamza Pehlivan and Aysegul Dundar

Abstract—This paper presents a comprehensive evaluation of instance segmentation models with respect to real-world image corruptions as well as out-of-domain image collections, e.g. images captured by a different set-up than the training dataset. The out-of-domain image evaluation shows the generalization capability of models, an essential aspect of real-world applications and an extensively studied topic of domain adaptation. These presented robustness and generalization evaluations are important when designing instance segmentation models for real-world applications and picking an off-the-shelf pretrained model to directly use for the task at hand. Specifically, this benchmark study includes state-of-the-art network architectures, network backbones, normalization layers, models trained starting from scratch versus pretrained networks, and the effect of multi-task training on robustness and generalization. Through this study, we gain several insights. For example, we find that group normalization enhances the robustness of networks across corruptions where the image contents stay the same but corruptions are added on top. On the other hand, batch normalization improves the generalization of the models across different datasets where statistics of image features change. We also find that single-stage detectors do not generalize well to larger image resolutions than their training size. On the other hand, multi-stage detectors can easily be used on images of different sizes. We hope that our comprehensive study will motivate the development of more robust and reliable instance segmentation models.

Index Terms—Robustness, Image Corruptions, Domain Adaptation, Instance Segmentation, Deep Networks.

I. INTRODUCTION

Convolutional Neural Networks (CNNs) have achieved impressive results on various computer vision tasks for scene understanding [30], [16], [55], [47], [10], [19]. These CNN models are evaluated and continuously improved based on hyper-parameter and architectural searches conducted on clean validation subsets. Such validation subsets share similarities with their corresponding training sets, e.g., collected with the same camera, at a similar time of the day and weather [11], and sometimes even in the same room [35]. However, when these models are deployed for real-world applications, they may be used to infer on various domains, such as from images with corruptions to images collected by different cameras and with different pre-processings applied. Therefore, it is vital to evaluate models across different domains to measure their robustness, generalization, and reliability.

Understanding and analyzing the robustness of deep networks for corruption is an important topic since corrupted

images naturally exist in many forms. Corruption in the image may be caused by environmental factors such as occlusions on the camera lens due to rain, mud, or frost; the image blurs due to a fast-moving camera, and various noise corruptions due to a defect in the recording hardware or sensor. Hence, it is important that we build robust models across image corruptions. Additionally, when a model is deployed, test images, even when they are clean, may exhibit significant differences with the training sets the model was trained on. For example, they may be recorded with different aspect ratios, different camera parameters, and under different illuminations. These differences in the test and train time data cause considerable degradation in terms of accuracy, and many works propose to adapt models onto new test domains, which is an important research topic known as domain adaptation [64], [49], [58], [17]. Domain adaptation methods require a pipeline for each test domain and may be impractical if there is no fixed test domain. Therefore, building robust models that generalize well across domains is another important research endeavor.

In this work, we conduct an extensive evaluation of instance segmentation models across various real-world domains. We do not target adapting a CNN model to a pre-defined domain such as a specific type of corruption. This would require specific actions for that domain, e.g. adding their corresponding augmentations. Such an assumption would be impractical given the large number of existing domains. Instead, we are interested in evaluating models trained on clean datasets with respect to a broad range of image corruptions and images collected from different environments that exhibit domain gaps with the training data.

We are interested in instance segmentation models because of their wide range of applications. They are an important part of autonomous driving applications [11] and robotics [71]. Additionally, off-the-shelf instance segmentation models are used to generate labels to train other tasks such as image synthesis [18] as well as 3D reconstruction [39], [53], [2]. Considering the application domains, these models are expected to achieve good accuracies on a diverse set of images. For a task at hand, while it may be attractive to pick the best performing model on the clean validation set to deploy, it may not be the model that generalizes best to other domains. In this paper, we aim to investigate the instance segmentation models' robustness across domains and find the ingredients of the models that enhance the robustness.

In summary, our contributions can be summarized as follows:

- Comprehensive benchmarking of instance segmentation algorithms with different network architectures, networks

S. F. Altındış, Y. Dalva, H. Pehlivan, and A. Dundar are with the Department of Computer Science, Bilkent University, Ankara, Turkey.

(e-mail: {fahri.altindis, yusuf.dalva, hamza.pehlivan}@bilkent.edu.tr, adundar@cs.bilkent.edu.tr)

backbones, normalization layers, and network initializations.

- Measuring robustness across a wide range of real-world image corruptions as well as measuring robustness across out of domain image collections which is an important evaluation set-up for domain adaptation.
- Measuring the effect of joint-task training on robustness by comparing detection and instance segmentation models.
- Based on this study, we provide several new insights. We find that normalization layers play an important role in robustness. Single-stage instance segmentation models are more robust to image corruptions. On the other hand, multi-stage instance segmentation models achieve better generalizations to other image collections that contain objects with a wide range of scales. Finally, we find that network backbones and copy-paste augmentations affect robustness significantly. Surprisingly, ImageNet pre-training compared to training from scratch does neither affect the robustness nor the generalization of the model. We provide more observations and insights in the Results section.

II. RELATED WORK

Instance Segmentation. Instance segmentation is a challenging computer vision task that requires correct pixel-level and instance-level predictions simultaneously. Given its wide applications from autonomous driving to robotics, a lot of research has been put into improving instance segmentation models’ accuracy. A common approach is a two-stage approach with objects first detected for instances and then segmented from the bounding boxes [29], [42], [33]. Mask-RCNN is an instance segmentation model adopting the two-stage approach and has become a widely used framework [15], [75], [72]. Single-stage [68], [4] and recursive approaches [6] are also proposed with impressive results. In this benchmarking study, we evaluate many state-of-the-art popular methods from single-stage to multi-stage, as well as augmentation methods that are proposed specifically for instance segmentation task [25].

Robustness studies. Recently, deep networks are evaluated under real-world image corruptions for image classification [24], [31], object detection [51], and segmentation [37] tasks and found to have degraded performance in terms of accuracy compared to when tested on clean images. Heavy occlusions [40] are the other challenges to the robustness of instance segmentation models, but we leave it out of the scope for this work. Various methods are proposed to improve the robustness of deep networks [76], [52], [36]. One popular approach is to increase their network bias towards object shapes which has become popular after the discovery that deep networks trained on ImageNet are biased towards texture [23]. Researchers propose to provide shape bias to networks with data augmentations, for example, by stylizing training images [23], [51], and by alpha-blending, a portion of RGB training images with texture free representations, which are semantic maps with randomly chosen colors that are fixed for

each semantic class [38]. Domain randomization is another technique to provide a shape bias by aggressively augmenting synthetic data with various color manipulations [60]. It is shown to be successful in generalizing a model learned from synthetic data to work on real-world cases [60], [61], which is also a goal of domain adaptation.

Domain adaptation. Studies have demonstrated that deep learning methods suffer from significant degradation in terms of accuracy when the test time input feature distributions differ from the training datasets [64], [49]. The change in the distribution may come from different noise conditions [56], synthetic versus real image datasets [17], among images that are collected in different cities, with different lighting, and season [73] just to name a few. Since the differences in distributions may also come from real-world image corruptions, improving robustness and generalizing the model to an unseen domain go hand in hand. A number of methods have been proposed to achieve domain adaptation. The adaptation is usually proposed to adapt a machine learning model to a pre-defined target dataset by aligning two domains of images via adversarial training [59], [57], aligning feature levels in networks [22], [32], [63], and network output level [62], or a combination of several [17]. In this paper, we are not interested in adapting a network to a pre-defined target dataset but in finding out which recipes show improved robustness across unseen domains.

III. METHODS

We evaluate the robustness of instance segmentation models under a wide range of image corruptions [31]. The corruptions are applied to validation sets and not used during training. Models are trained on non-corrupted (clean) COCO training set [45]. Additionally, we investigate robustness across image collections which exhibit domain gap with COCO. For this setting, we use models trained on the COCO training set and validate them on the Cityscapes [11] and BDD [73] datasets.

A. ImageNet-C Corruptions

We investigate many image corruptions from the ImageNet-C dataset [31]. These corruptions are mainly categorized into four categories, several types of **1) Blur** (motion, defocus, gaussian), **2) Noise** (gaussian, impulse, shot and speckle), **3) Digital** (brightness, contrast, and JPEG compression), and **4) Weather** (snow, spatter, fog, and frost). Examples of these corrupted images are shown in Fig. 1. Each corruption can be tuned for different severity. We find severity set to 3 looks realistic and challenging enough and use this setting as the standard in our evaluations. Each corruption is explained in more detail next with the parameters that are used.

1. Blur corruptions include *motion blur*, which results from a fast-moving camera when recording. Motion blur is obtained by Wand motion blur function library with radius 15, sigma 8, and a randomly sampled angle from a uniform distribution between (-45, 45). *Defocus blur* happens when an image is out of focus. It is applied to images with a OpenCV Gaussian blur function with 3×3 kernels, and sigmaX values of 0.5. *Gaussian blur* is the last blur corruption, which is implemented




Fig. 1: An image from the COCO validation dataset, the original clean version, and corrupted ones by different noise models (severity=3). B.=Blur, N.=Noise, D.=Digital, and W.=Weather. Row 2 and 4 show inference results of the R50-FPN model on images from rows 1 and 3, respectively. On blur corrupted images, traffic lights and most of the persons are no longer detected. With impulse noise, the pole is detected as a tie. While changing the brightness of an image does not cause a significant accuracy drop, the parking meter is no longer detected in this example. The model does not detect persons on the bus and falsely detects a person on top of the bus on the image with JPEG compression. Snow and frost cause falsely duplicated detections on the bus, which is accurately detected on the other corrupted images.




Fig. 2: An image from the COCO validation dataset, the original clean version, and the corrupted one under mixed corruption setting. This image is corrupted with motion blur, speckle noise, jpeg compression and spatter. We show the inference results of R50-FPN model in Row 2.

with a low-pass filter and outputs a blurred pixel by weighted averaging a pixel with its neighbors. The skimage gaussian filters are used with sigma value of 3.

2. Among noise corruptions, *Gaussian noise* appears in

low-lighting conditions. It is implemented as a summation of the input image and a noise map where the noise is generated from a normal distribution with a scale of 0.18. *Impulse noise* naturally happens due to a defect in recording hardware or sensor and corrupts some of the pixels in an image. It is implemented as a color analogue of salt-and-pepper noise by using the skimage random noise function with an amount of 0.09. *Shot noise* is electronic noise caused by the discrete nature of light itself. It is implemented with a Poisson distribution parameterized by the input image multiplied by 12. The image is then normalized by 12 to be in the correct range. *Speckle noise* occurs due to the effect of environmental conditions on the imaging sensor during image acquisition. It is an additive noise and the noise added to a pixel tends to be proportional to the original pixel intensity. We use the parameter of 0.35 for the normal distribution's scale and multiply it with the input image to output the noise, which is then added to the input image.

3. Digital corruptions include *brightness*, *contrast*, and *saturation*. These types actually may not be considered as corruptions, since they are natural characteristics of images with their intensity varies with daylight, lighting conditions, and the photographed object's color. They are also commonly manipulated in image editing tools to make images more

colorful and bright. For brightness, images are converted to HSV from RGB and 0.3 is added to the last channel and converted back to RGB. For contrast, the mean of the image is removed, and the image is multiplied by 0.2 before the mean is added back. For saturation, images are again converted to HSV, and the first channel is multiplied by 2. Additionally, we look at the corruption caused by JPEG format, a commonly used lossy image compression format, and introduces compression artifacts. We save the images with JPEG quality of 15.

4. Weather corruptions include *snow*, *spatter*, *frost*, and *fog*. Among these, spatter and frost corruptions are modeling the effect of these weathers on the camera lenses. Spatter can occlude a lens in the form of rain or mud, and frost forms when lenses are coated with ice crystals. Implementations of these methods include many parameters, and we use the severity 3 for the given packages [31].

B. Mixed Corruptions

We evaluate the models under mixed corruptions as well. For this, we corrupt each image with 4 corruptions from the main categories, blur, noise, digital, and weather. We randomly pick a type for each of these 4 corruption categories. For example, from the blur category, we randomly pick one of the motion, defocus, and gaussian corruption types. We set the severity to 1 in this setting since 4 different corruptions are added to each image. When severity is equal to 3, images are not recognizable, therefore, not providing a reasonable setting. Severity parameters can be found from the corruption library¹. An example of the mixed corruption dataset images is shown in Fig. 2.

C. Cross Dataset

Cross dataset evaluation, training a network on a source dataset and evaluating it on a different, target dataset, is a standard set-up to evaluate domain adaptation methods. On such a set-up, methods additionally use unlabeled images from the target dataset. However, we are not interested in adopting a method with an unlabeled target dataset but in finding the model that achieves the best score on the unseen target dataset without any re-training. For this, we use the Cityscapes [11] and BDD datasets [73] as our target datasets. Cityscapes consists of urban street scene images from various cities in Germany. This dataset is collected for autonomous driving applications with cameras mounted on a car as it drives through and therefore shows significant differences with COCO dataset [45], which is our source dataset. Example images are shown in Fig. 6. This dataset is provided with annotations of eight instance classes: person, rider, car, truck, bus, train, motorcycle, and bicycle. Among these instance classes, COCO does not include rider. Given that riders are detected as person by COCO labeling guidelines, we relabel rider as person in the ground-truth, and run the evaluation on seven classes. We evaluate the models both on the Cityscapes validation set (500 images) and training dataset (2975 images) since we do not train on this dataset, and it provides us with

more samples to evaluate the models. The second dataset we use is the BDD dataset which includes images from New York, San Francisco, and Bay Area with diverse scene types such as city streets, residential areas, and highways. Some diverse examples are shown in Fig. 7. BDD has the same classes as the Cityscapes, and we follow the same set-up for evaluation. We use the BDD validation dataset which has 1000 images. We infer on Cityscape and BDD images on their original resolutions, 1024×2048 and 720×1280 , respectively.

D. Joint-task Training

We also investigate if joint-task training helps to improve the robustness of deep networks. We compare an object detection model and instance segmentation model in which addition to bounding boxes, instance masks are estimated. We compare these models with respect to their bounding box detection AP. Previously, it is shown that learning instance masks over bounding box detection provides better performance for detection showing benefits of joint-task training [29]. In this paper, we study if such behavior exists for corrupted and out-of-domain image collections. The results of this set-up are important as they may lead practitioners to add additional tasks into their training to increase robustness even though the task at hand may not need joint-task training.

E. Evaluation Metrics

We report AP metric averaged over IoU (intersection over union) thresholds. In instance segmentation experiments, we report the AP evaluation using mask IoU. For joint-task experiments, we report the AP evaluation using bounding boxes. We calculate APs for each corrupted dataset. We additionally report the average of them (APs on each corrupted dataset) as given in Eq. 1.

$$AP_{avg} = \frac{1}{C} \sum_{i=1}^C AP_i \quad (1)$$

where i corresponds to various corruptions. We exclude the AP calculation on the clean validation dataset from this averaging. With this metric, we can observe which models are more robust to the set of corruptions mentioned before. We additionally report Corruption Degradation (CD) and relative Corruption Degradation (rCD) following other robustness works [31], [37] as given in Eq. 2 and Eq. 3, respectively.

$$CD^f = \frac{1}{C} \sum_{i=1}^C \frac{D_i^f}{D_i^{ref}} \quad (2)$$

$$rCD^f = \frac{1}{C} \sum_{i=1}^C \frac{D_i^f - D_{clean}^f}{D_i^{ref} - D_{clean}^{ref}} \quad (3)$$

The degradation in this context is defined as $D = 1 - AP$, i corresponds to different corruptions, and f corresponds to different models. We consider the degradation of models relative to clean data by subtracting D_{clean} from D_i . Additionally, we divide the corruption degradation by a reference model, ref . With CD, we measure the robustness of a model compared to the reference model. With rCD, we measure if a model gets

¹<https://github.com/hendrycks/robustness/tree/master/ImageNet-C>

less or more affected by the corruptions compared to their performance on clean images relative to the reference model.

IV. EXPERIMENTS

Augmentations. In our experiments, we use the released models from Detectron2 [70], and MMDetection [9] frameworks and codebase provided by the authors of YOLACT [3]. These instance segmentation models are often trained with relatively weaker augmentation techniques compared to object recognition tasks. The models we use in our experiments are trained with only scale augmentation, in which images are resized by randomly sampled scales for accuracy improvements. On the other hand, image recognition tasks use a broader range of data augmentation techniques such as random crop and various versions of color jitter. Therefore, the pretrained models on the ImageNet dataset are trained with these additional augmentations. In our analysis, we do not consider targeted augmentation techniques for any corruptions and instead evaluate the models that are optimized to achieve the best validation score on the clean datasets.

A. ImageNet Pretraining and Normalization Layers

Since the initial breakthrough of deep learning applied to object detection and instance segmentation, fine-tuning networks that were pretrained on the ImageNet dataset has been a popular recipe [27], [26], [55], [47], [54], [44], [29]. However, it is recently shown that ImageNet pre-training may not be beneficial if the dataset is big enough [28], [78]. Furthermore, some works show that better accuracies are obtained when starting from random initialization at the expense of longer iterations on the COCO dataset [28], [78]. Our experiments investigate if models trained from random initialization show less or more robustness to image corruptions than their ImageNet pre-trained counterparts.

We couple these experiments with different choices of normalization layers. Normalization layers, since the discovery of batch normalization [34] layer, have become an important ingredient of deep neural networks. Various normalization layers are proposed for different tasks [34], [65], [1], [69], and they all include a normalization module and learnable scale and shift parameters that are applied to different groupings of input features. Since they collect statistics of input features from datasets, their role in robustness is significant as image corruptions or out of domain images may exhibit different feature statistics. Among these normalization layers, we compare the models that use batch normalization, synchronized batch normalization, and group normalization layers since they are shown to work well on instance segmentation models. We do not experiment with instance normalization since it does not perform well on instance segmentation task.

- **Batch Normalization (BN)** [34] is a feature normalization module that is found to be helpful to train deeper and more accurate networks. BN normalizes the features by computing the mean and standard deviation for each channel in each batch. BN, as in other normalization methods, learns a trainable scale and shift parameter for each channel. Since the statistics are collected over a batch, small batch sizes

severely degrade the accuracy of BN. When pretrained networks are tuned for instance segmentation tasks, the batch statistics of the pretrained model can be frozen since instance segmentation models can only fit small batches to a GPU given that they are trained on high-resolution images. Otherwise, BN cannot be used to train instance segmentation models from scratch.

- **Synchronized Batch Normalization (SyncBN)** [46] is an extension of BN that collects batch statistics computed across multiple devices (GPUs). SyncBN is an essential module for training models that can only fit a few images to each GPU, such as instance segmentation model trainings. When few images, e.g. only 1-2 images, fit a GPU, BN cannot compute robust statistics, and SyncBN resolves this issue by increasing the effective batch size when using many GPUs. This extension also enables training from scratch instance segmentation models.
- **Group Normalization (GN)** [69] is one of the proposed alternatives to BN. Different than other feature normalization methods, GN divides channels into groups and computes statistics per group. Therefore, with this grouping, the computation is independent of the batch dimension as it operates on each example independently.

Experiments that start from pretrained models are trained on 8 gpus with 16 images per batch for 270000 steps which corresponds to approximately 36 epochs on COCO dataset. The base learning rate of 0.2 is used, and it is decreased by 10 at 21000 and 25000 iterations. Weight decay is set to 0.0001 and momentum to 0.9. Models trained from scratch are trained for 3× more number of epochs. They are trained with 64 images per batch and 202500 iterations with a base learning rate of 0.08. Learning rate is decreased by 10× at iteration steps of 187500 and 197500.

B. Network Architectures

In this section, given the same network backbones, we investigate different choices of network heads for bounding box recognition and mask prediction under Mask-RCNN [29] (C4, DC5, FPN, FPN-Deform, FPN-Cas), PointRend [41], QueryInst [21], SOLO [67] (SOLO, SOLOv2) and YOLACT [3] (YOLACT, YOLACT++) frameworks. Mask-RCNN variants are examples of two stage instance segmentation models whereas SOLO and YOLACT variants are single stage. We briefly explain each architecture below.

- **C4** - The original implementation of Faster R-CNN [55] with ResNet component extracting features from the final convolutional layer of the 4th stage, which is referred as C4. R50-C4 denotes this backbone with ResNet-50 architecture.
- **DC5** - Dilated convolution [74] is a modified version of the default convolution algorithm where calculations of some points are skipped according to the given set of dilation parameters. As a consequence, it has a larger receptive field than the standard convolution layers. In [12], dilation is used on the fifth convolutional layer of ResNet architecture, and this method is referred as DC5.
- **FPN** - Feature Pyramid Network [44] is a feature extractor that can generate feature maps at different scales from a




Fig. 3: Rows present the results of BN R50-FPN pretrained, SyncBN R50-FPN scratch, and GN R50-FPN scratch models, respectively. On the clean COCO validation image, models perform similarly. On the image corrupted with speckle noise, there are large performance gaps within models. Sync BN model from scratch outputs more accurate masks compared to BN pretrained model. GN from scratch model shows the highest robustness to the corruption and continues detecting the frisbee and the car with high confidence.

single-scale image in a fully convolutional manner. FPN includes two main components: bottom-up and top-down pathways. The bottom-up pathway is the usual convolutional network for feature extraction as it calculates feature maps at different scales. The computed outcome of each stage’s last residual block is used as feature activations for ResNets. On the other hand, the top-down pathway creates higher resolution features by upsampling feature maps from higher pyramid levels. The generated features are improved with features from the bottom-up pathway using lateral connections to obtain these improved features.

- **FPN-Deform.** - Deformable convolution augments the spatial sampling locations in the modules with additional offsets providing better flexibility compared to the default convolutional layer, which is limited to geometric model transformations due to the fixed geometric structures in their building modules [12], [77]. Deformable convolution can adapt to the geometric variations of objects and has shown to be beneficial in object detection, instance segmentation tasks [12], [77] and has been successfully incorporated for image synthesis [50]. Deformable convolution is used in the FPN model by replacing the last set of convolution layers.
- **FPN-Cas.** - Cascade R-CNN [5], [6] is a multi-stage extension of the R-CNN, where detector stages deeper into the cascade and model becomes sequentially more selective against close false positives. The cascaded architecture is extended to Mask-RCNN with the addition of a mask head to the last stage. The cascaded head is added to the FPN



Fig. 4: Rows present the results of R50-C4, R50-DC5, R50-FPN Cascade models, and R50-FPN Deformable models, respectively. On the clean COCO validation image, models perform detections with high accuracy. On the other hand, on the Gaussian noise corrupted image, C4 architecture outputs noisy detections. DC5 based model achieves slightly better results but still outputs false detections such as the bottle. FPN deformable architected model achieves the highest robustness in this example.

architecture and referred as FPN-Cas.

- **PointRend** - Point-based Rendering [41] module is inspired by the sampling methods used for efficient rendering algorithms. PointRend starts with a coarse instance segmentation prediction and adaptively sample points on the image in a higher resolution to achieve fine-detailed instance predictions. It replaces the default mask head of Mask-RCNN with a module that iteratively computes predictions of a set of points with a small MLP (multi-layer perceptron).
- **QueryInst** - Recently, query based set-predictions are used to tackle object detection and instance segmentation tasks [7], [13], [21]. Instances as queries [21] is one of them, which uses dynamic mask heads in the query based end-to-end detection framework. The dynamic mask heads are set in parallel with each other, and they transform each mask ROI feature adaptively according to the corresponding query. They are simultaneously trained in all stages. During inference, all the dynamic mask heads in the intermediate stages are thrown away, and only the final stage predictions are used for inference.
- **SOLO** - SOLO [67] is an one stage instance segmentation model which estimates masks based on their locations without outputting any bounding boxes. An image is di-




Fig. 5: Rows present results of R101-FPN, X101-FPN, and S96-FPN models, respectively. On clean images, models output comparable results. On defocus blur image, R101 and S96 can detect the highly occluded person (behind white) whereas X101 fails to detect. Furthermore, S96-FPN impressively detects the backpack and the ski on the challenging defocus blur image.

vided into a grid, and according to the coordinates of the object center, an object instance is assigned to one of the grid cells. There is an instance mask prediction for each grid, and it is outputted as final prediction if a semantic category is detected for that grid. Since the predictions of instance masks need to be spatially variant, normalized pixel coordinates are fed to a convolutional layer in the beginning of the network. ResNet backbones and FPN architecture are used by default.

- **SOLOv2** - SOLOv2 [68] improves upon SOLO by replacing the mask predictions that are calculated for each grid separately by decoupled mask kernel prediction and mask feature learning. Mask kernel predictions are used as convolution weights on the mask features. This dynamic instance segmentation model provides a more efficient mask representation and learning and additionally enables higher resolution mask predictions for finer details.
- **YOLOv2** - YOLOv2 [3] is another one stage instance segmentation model. The architecture is similar to YOLO [54], a single stage detector. YOLOv2 extends the bounding box detection branch to estimate mask coefficients in addition to the bounding box locations and class confidence. The mask coefficients are used to linearly combine the prototypes, which are estimated in parallel via a second branch. The architecture is built on various backbones with FPN.
- **YOLOv2++** - YOLOv2++ [4] improves on YOLOv2 by utilizing deformable convolution layers, optimized numbers of anchors, and a mask re-scoring regime [33]. Deformable convolutions are used in the last 3 ResNet stages with an




Fig. 6: Rows present results of R50-C4, R50-DC5, and R50-FPN Cascade models, respectively. Models are trained on COCO dataset and inferred on Cityscapes images. C4 architecture outputs false detections of person, and cars are misclassified as trucks. DC5 does not output false detections but misses true detections of cars and bicycles. Among these models, FPN Cascade model detects all bicycles, and majority of the cars.

interval of 3 (i.e., skipping two ResNet blocks in between), resulting in total 11 deformable layers.

Mask-RCNN based models (C4, DC5, FPN, FPN-Deform, FPN-Cas), PointRend, and SOLO (SOLO, SOLOv2) models use the same setting with the previously explained pretrained models setting. Specifically, models are trained on 8 gpus with 16 images per batch for 270000 steps (approximately 36 epochs). The base learning rate of 0.2 is used with a learning rate which is decreased by 10 at 21000 and 25000 iterations. Weight decay is set to 0.0001 and momentum to 0.9. QueryInst is also trained for 36 epochs. The initial learning rate is set to 2.5×10^{-5} , divided by 10 at 27th epoch and 33th epoch, respectively. YOLOv2 models (YOLOv2, YOLOv2++) are trained on a single GPU with batch size 8 for 800000 iterations. The initial learning is set to 0.001 and decreased by 10 at iterations 280000, 600000, 700000, and 750000. Weight decay is set to 0.0005 and momentum to 0.9.

C. Network Backbones

We experiment with instance segmentation models based on different types of backbone architectures that are both revolutionary in terms of network design and comprehensive in terms of instance segmentation scores. In this regard, we

perform our experiments using ResNet [30], ResNeXt [72], SpineNet [15], Swin [48], and MVitV2-T [43] backbones. Descriptive details regarding these backbone networks are as follows:

- **ResNet** - Since the original study introducing residual architectures in the ImageNet classification task with significant accuracy improvements [30], ResNet architecture is commonly used for various computer vision tasks. For our robustness analysis, we use ResNet-50 (R50) and ResNet-101 (R101) architectures, where 50 and 101 indicate the depth of the backbone networks. These networks involve residual blocks formed by three consecutive convolutional blocks, as specified by the original study. In these backbones, the residual connection is defined as an element-wise summation of extracted feature maps.
- **ResNeXt** - In addition to the existence of residual connections between building blocks, ResNeXt [72] introduces the concept of *split-transform-merge* to backbones with residual connections. Originated from the representation of a neuron combining input features with learned weights, ResNeXt offers a network structure aggregating set of transformations. This structure introduces cardinality to building blocks, which denotes the number of transformation blocks to be aggregated. With these stronger representations, the ResNeXt structure achieves learning a more complex representation compared to ResNet variants. In order to assess the robustness of this increase in predictive performance, we include a ResNeXt containing 101 layers in our experiments and refer to it as X101.
- **SpineNet** - This architectural paradigm adopts scale-permuted architecture design instead of scale-decreased methods [15]. The study introducing this methodology argues that the success of architectures that apply feature down-scaling in consecutive levels does not translate well to tasks requiring simultaneous recognition and localization. Different than scale-decreased methods, SpineNet backbones are constructed after performing a *Neural Architecture Search (NAS)* and considers permutations of different design decisions on network design in a learnable way using reinforcement techniques. We include SpineNet-49/96/143 architectures in our robustness studies, where the numerical value defines the number of layers.
- **Swin** - Transformer based architectures have been recently popularized and achieve state-of-the-arts on many computer vision tasks [14]. Transformer based backbones split images into patches and treat each patch as a word embedding. Patches are processed individually, followed by an attention mechanism across patches. We experiment with a recently proposed Swin architecture [48] which computes cross-windows self-attention by shifting windows between layers so that attention computation is not limited to the same patches. We experiment with two variants of Swin architecture, SwinT and SwinS, which have the complexity similar to those of ResNet-50 and ResNet101, respectively.
- **MViTV2-T** - Another transformer based architecture we experiment with is MVitV2-T [43], Multiscale Vision Transformers. MVitV2-T proposes to process high-resolution




Fig. 7: Examples from BDD dataset together with the predictions from Aug. 400 network. BDD dataset includes diverse images as shown here from day time to night time to different weather conditions and even photos in tunnels.

visual input by using pooling attention to overcome computational cost. Experiments of MVitV2-T show that their proposed pooling attention is more effective than local window attention, which is used by Swin architectures.

ResNet and ResNeXt models are trained same as the previously explained Mask-RCNN based models. During inference, images are resized such that their scale (shorter edge) is 800 pixels. SwinTransformer models are trained with AdamW optimizer with a learning rate of 0.0001 betas of (0.9, 0.999), and weight decay of 0.05 for 36 epochs. For inference, images are again resized for their shorted edge to be 800 pixels. MVitV2-T is also trained for 36 epochs with a learning rate of 0.00016. SpineNet models are trained for 350 epochs from scratch with SGD optimizer and a learning rate of 0.14, momentum of 0.9, and weight decay of 0.00004. SpineNet49 model infers on 640×640 image resolution whereas SpineNet96 model on 1024 and SpineNet143 model on 1280.

D. Copy-Paste Augmentation

Data augmentation is an essential part of computer vision applications to increase the effective data size and improve results. Other than standard augmentation techniques like color and scale jittering, datasets with instance annotations allow copy-paste augmentation of instances. Copy-paste augmentation is recently performed with a simple pipeline where between two randomly sampled images, instances from one image are pasted onto the other after both images going through scale augmentations, creating a large variety of unique training images [25]. With this approach, significant improvements are obtained in instance segmentation scores with longer trainings. For example, where training a network from scratch without such augmentation requires around 100 epochs to converge (the validation set performance no longer improves), the models trained with this augmentation require around 400 epochs. Even though the improvements over the baseline are already visible around epoch 100, longer training further boost the accuracy. This benchmarking study investigates the robustness of these models, which are trained with and without copy-paste augmentation. We experiment with this

TABLE I: Quantitative results on COCO validation dataset with images corrupted by various techniques. Instance segmentation scores are presented. The first column provides scores on the original (clean) validation dataset; the second column provides the results on mixed corruption dataset (MC), third presents the average of all scores on corrupted images (Avg.) with single corruptions. The fourth and fifth columns provide CD and rCD scores, respectively. rCD scores are based on reference models given in the first row of each table, and the rest of the columns show scores on the specified corrupted validation sets.

	Clean	MC	Avg.	CD	rCD	Blur			Noise				Digital				Weather			
						Motion	Defoc.	Gaus.	Gaus.	Impulse	Shot	Speckle	Bright.	Contr.	Satur.	JPEG	Snow	Spatter	Fog	Frost
R50-FPN	37.1	8.6	20.9	100	100	13.5	15.5	17.2	16.1	14.2	16.9	19.9	32.9	24.1	35.2	17.8	17.2	25.1	28.8	18.8
GN R50-FPN	38.6	11.5	24.2	95	86	16.2	15.4	18.1	19.7	18.6	20.2	23.1	35.0	34.4	36.9	22.6	20.5	27.7	32.8	21.6
SyncBN R50-FPN	37.8	8.7	21.4	99	99	13.3	15.3	17.1	15.6	13.9	16.1	19.7	33.5	27.1	36.0	19.3	17.9	25.7	30.7	19.5
GN R50-FPN scr.	39.6	14.0	25.8	93	81	18.0	17.5	20.3	20.7	20.8	21.1	23.7	36.5	36.2	38.1	19.9	24.0	30.7	35.0	24.7
SyncBN R50-FPN scr.	39.3	9.6	22.1	98	104	13.7	15.7	17.8	16.7	16.0	17.3	21.0	34.9	26.6	37.2	14.8	19.5	27.6	31.3	21.3

(a) Networks trained with different normalization methods, pretrained versus from scratch trainings.

	Clean	MC	Avg.	CD	rCD	Blur			Noise				Digital				Weather			
						Motion	Defoc.	Gaus.	Gaus.	Impulse	Shot	Speckle	Bright.	Contr.	Satur.	JPEG	Snow	Spatter	Fog	Frost
C4	34.3	7.5	19.1	100	100	12.8	14.7	15.8	14.6	12.5	15.1	18.3	30.2	21.7	32.3	16.1	15.9	23.5	25.9	17.2
DC5	35.8	8.3	20.1	98	102	13.2	15.1	16.6	15.0	13.3	15.8	18.9	31.6	22.9	33.9	18.2	16.6	24.6	27.5	18.1
FPN	37.1	8.6	20.9	97	105	13.5	15.5	17.2	16.1	14.2	16.9	19.9	32.9	24.1	35.2	17.8	17.2	25.1	28.8	18.8
FPN-Cas.	38.4	9.1	21.8	96	108	13.7	16.0	18.0	17.1	14.9	18.0	21.0	33.9	25.2	36.4	18.7	18.3	25.9	29.9	19.9
FPN-Deform.	38.5	10.6	22.8	95	101	16.1	18.0	19.5	18.0	16.0	18.7	22.0	34.8	25.9	36.6	19.9	19.1	26.4	30.7	21.1
PointRend	38.3	8.9	21.7	96	108	13.9	15.7	17.6	17.0	15.2	17.7	20.9	34.0	25.1	36.3	18.3	18.0	26.3	29.9	19.8
QueryInst	41.4	11.0	25.1	92	105	15.6	18.6	21.4	20.7	18.7	21.0	24.1	37.6	29.4	39.6	23.5	20.0	29.1	33.8	23.0
SOLO	35.8	9.1	20.9	98	98	13.6	14.9	17.1	16.7	15.1	17.1	20.2	32.0	24.4	33.7	18.4	17.2	24.9	28.6	18.9
SOLOv2	37.5	9.6	22.2	96	99	14.7	16.4	18.7	17.6	15.7	18.3	21.6	33.9	25.7	35.7	19.8	18.2	26.6	29.8	20.1
YOACT	28.0	11.3	18.9	100	57	13.7	15.2	17.3	16.3	15.1	16.5	17.8	26.1	23.1	27.1	20.0	14.8	19.6	24.7	16.0
YOACT++	33.7	16.3	24.7	93	57	18.3	20.4	22.6	22.1	21.2	22.6	24.2	31.9	29.2	32.9	25.7	20.3	25.6	30.7	22.1

(b) Networks trained with different network architectures using R50 backbone. Multi-stage and single-stage instance segmentation models are separated by the horizontal line.

	Clean	MC	Avg.	CD	rCD	Blur			Noise				Digital				Weather			
						Motion	Defoc.	Gaus.	Gaus.	Impulse	Shot	Speckle	Bright.	Contr.	Satur.	JPEG	Snow	Spatter	Fog	Frost
R50	37.1	8.6	20.9	100	100	13.5	15.5	17.2	16.1	14.2	16.9	19.9	32.9	24.1	35.2	17.8	17.2	25.1	28.8	18.8
R101	38.6	9.9	22.6	97	97	15.2	16.9	19.0	18.3	15.8	18.8	21.5	34.5	26.2	36.9	18.4	19.3	27.1	30.9	20.8
X101	39.5	9.4	22.6	97	107	14.3	15.8	17.8	17.0	15.3	17.3	20.9	35.4	25.9	37.4	20.0	19.7	30.6	21.3	30.6
S49	37.8	15.5	25.5	94	74	19.0	22.5	25.0	22.4	21.6	22.6	25.2	35.1	28.1	36.6	24.2	19.3	27.1	31.6	22.7
S96	41.2	17.8	28.7	90	73	19.7	22.7	25.3	25.1	25.2	25.3	27.9	38.6	33.3	40.2	27.5	24.7	32.3	36.1	26.5
S143	41.3	17.3	28.7	90	74	18.9	22.7	25.4	24.9	24.4	25.0	27.1	38.6	34.3	39.9	28.0	24.4	33.5	36.6	26.8
SwinT	41.7	15.1	27.9	91	83	20.4	22.3	24.8	22.9	24.6	23.3	25.9	38.4	33.0	40.1	24.7	23.9	32.9	36.3	25.6
SwinS	43.2	17.2	30.5	88	75	21.9	23.9	26.9	26.3	27.5	26.5	29.1	40.2	35.7	42.0	28.9	26.7	35.2	38.5	27.7
MViTV2-T	43.8	19.0	31.2	87	75	22.4	24.3	26.9	26.2	27.2	26.7	30.1	41.0	37.2	42.3	29.1	28.8	36.0	39.6	30.2

(c) Networks trained with different network backbones using FPN architecture.

	Clean	MC	Avg.	CD	rCD	Blur			Noise				Digital				Weather			
						Motion	Defoc.	Gaus.	Gaus.	Impulse	Shot	Speckle	Bright.	Contr.	Satur.	JPEG	Snow	Spatter	Fog	Frost
Baseline - 108 ep.	39.3	9.6	22.1	100	100	13.7	15.7	17.8	16.7	16.0	17.3	21.0	34.9	26.6	37.2	14.8	19.5	27.6	31.3	21.3
Aug - 100 ep.	40.3	12.6	24.4	97	93	16.3	18.8	21.4	20.3	18.8	20.6	23.5	36.1	28.7	38.2	17.4	21.4	29.5	32.6	23.3
Aug - 200 ep.	41.7	13.0	25.5	95	94	17.3	20.0	22.8	20.7	19.0	21.0	24.2	37.8	30.6	39.8	17.7	22.2	31.1	34.2	24.6
Aug - 400 ep.	42.5	12.7	25.7	95	97	17.2	20.2	22.8	20.6	19.5	21.1	24.0	38.5	30.4	40.7	18.5	22.1	31.1	34.8	24.4

(d) Networks trained from scratch with and without strong augmentations with longer trainings with SyncBN 50-FPN scr. architecture set-up.

augmentation because it is specifically proposed for instance-segmentation task and achieve significant improvements. For the models that are not trained with copy-paste augmentation, we evaluate a converged model trained for 108 epochs. For the models that are trained with copy-paste augmentations, we compare the converged model trained for 400 epochs and the intermediate models that the checkpoints are obtained at epochs 100 and 200.

V. RESULTS

In this section, we share our results for models trained with different set-ups. First of all, we find that the mean AP of the methods under clean dataset and corrupted datasets show significant differences, as can be seen from Table I. Among the studied corruptions, the models are relatively

robust on the digital type corruptions (contrast, brightness, and saturation), which preserve texture to a certain point. On others, performance is almost halved compared to the accuracy obtained on clean data. Additionally, models trained on the COCO dataset obtain lower scores on the Cityscapes and BDD datasets compared to models that are trained on Cityscapes and BDD datasets. Among the inspected models, the drop in the accuracy is more for some of the models and investigated in detail in this section.

ImageNet pretrained versus from scratch. Recently, it has been shown that ImageNet pretraining does not improve accuracy on the COCO dataset, and even better accuracies can be obtained with training from scratch at the expense of longer training iterations [28]. Another interesting question is if ImageNet pretraining improves the robustness across

TABLE II: Quantitative results on COCO, Cityscapes validation, and Cityscapes training sets, and BDD validation set are presented. rCD is calculated by taking the first row model of each table as a reference model, and COCO validation score as the clean score.

	COCO	City. val	City. train	BDD	CD	rCD
R50-FPN	37.1	26.9	25.8	21.8	100	100
GN R50-FPN	38.6	27.8	26.7	22.4	99	106
SyncBN R50-FPN	37.8	28.0	27.4	24.5	98	92
GN R50-FPN scr.	39.6	29.8	28.6	24.0	96	98
SyncBN R50-FPN scr.	39.3	29.2	29.1	26.0	96	92

(a) Networks trained with different normalization methods, pre-trained versus from scratch trainings (scr.).

	COCO	City. val	City. train	BDD	CD	rCD
C4	34.3	26.0	25.3	19.4	100	100
DC5	35.8	27.8	26.5	21.5	98	99
FPN	37.1	26.9	25.8	21.8	98	117
FPN-Cas.	38.4	27.9	27.6	24.8	96	113
FPN-Deform.	38.5	27.2	26.1	20.9	98	131
PointRend	38.3	28.3	27.1	24.0	96	114
QueryInst	41.4	29.5	27.0	23.8	96	140
SOLO	35.8	20.1	20.0	17.2	106	163
SOLOv2	37.5	23.5	23.3	18.8	102	151
YOACT	28.0	10.4	10.4	9.9	118	176
YOACT++	33.7	14.9	14.2	12.8	113	194

(b) Networks trained with different network architectures with R50. Multi-stage and single-stage instance segmentation models are separated by the vertical line.

	COCO	City. val	City. train	BDD	CD	rCD
R50	37.1	26.9	25.8	21.8	100	100
R101	38.6	28.5	27.7	22.6	98	100
X101	39.5	29.6	29.1	23.0	97	99
S49	37.8	29.8	28.8	24.9	96	81
S96	41.2	32.5	31.4	25.5	93	91
S143	41.3	31.7	30.2	24.8	95	100
SwinT	41.7	30.1	29.1	23.0	96	116
SwinS	43.2	33.0	31.8	25.2	93	106
MViTV2-T	43.8	30.1	29.6	25.2	95	127

(c) Networks trained with different network backbones with FPN.

	COCO	City. val	City. train	BDD	CD	rCD
Baseline - 108 epoch	39.3	29.2	29.1	26.0	100	100
Aug - 100 epoch	40.3	30.7	29.9	25.3	99	103
Aug - 200 epoch	41.7	31.6	30.8	27.7	97	104
Aug - 400 epoch	42.5	32.7	31.8	28.5	96	102

(d) Networks trained from scratch with and without strong augmentations with longer trainings with SyncBN 50-FPN scr. set-up.

different image corruptions. During pretraining, the networks learn from an additional million of images, which hypothetically can improve the robustness of learned features. Results of this comparison are shown in Table Ia. Surprisingly, the models trained from scratch achieve higher accuracy on clean data and show significantly better robustness across different image corruptions except for JPEG corruption. ImageNet pretrained models achieve significantly higher accuracies than their trained from scratch counterparts in JPEG corruption (22.65 vs. 19.89 for group normalization and 19.33 vs. 14.83 for synchronized batch normalization models). On the other hand, among all other corruption types, models trained from scratch achieve higher robustness. The same also holds on the Cityscapes and BDD evaluation, where we observe that models trained from scratch achieve higher accuracy results as given

in Table IIa on all sets.

Normalization Layers. Our results presented in Table Ia show that across normalization layers that are employed in instance segmentation models, group normalization provides increased robustness to networks under image corruptions. This increase in robustness holds for both models trained from ImageNet pretrained networks and randomly initialized networks. Interestingly, the improvements from group normalization compared to synchronized batch normalization are pretty significant for corrupted images than the clean images. GN R50-FPN and SynchronBN R50-FPN from scratch models perform closely on the clean datasets, 39.62 and 39.26, respectively. On the other hand, looking at the corrupted image results on average, accuracy is 25.8 and 22.1, respectively, showing a large margin of improvements as can be measured by rCD scores. Example output results are shown in Fig. 3.

Results on Cityscapes and BDD images are quite interesting. Synchronized batch normalization models achieve significantly better results than group normalization models, as shown in Table IIa showing an opposite behavior than the performance on corrupted images. Even though GN-based models achieve a higher score in the COCO validation set, SyncBN based models achieve higher scores on Cityscapes training datasets and BDD dataset. Note that, there is a disagreement in the ranking of models between Cityscapes validation and training datasets, and we find the training dataset results to be more reliable given the larger number of samples it contains (2975 training images versus 500 validation images).

This is a very interesting result. Adaptive normalization layers and domain specific batch normalization layers are extensively studied for domain adaptation problems [20], [8], [66]. In this work, we are not interested in adapting one network to a target domain but interested in finding the most reliable network without additional tuning. Both corruptions and cross-datasets change the statistics of the datasets. Corruptions change pixel wise image statistics and cross-datasets change the content based object statistics. While corruptions do not change the content, on cross-datasets, objects appear in different densities and sizes. GN is better at making the network more robust to corruptions added onto image by removing their effects through normalization. On the other hand, SyncBN is better at aligning the statistics of cross-datasets.

Network Architectures. Results of different instance segmentation architectures with a fixed backbone of R50 are given in Table Ib for various image corruptions. Improvements on clean images translate similarly but with the diminishing return to the corrupted images, as can be seen from rCD scores, which stay relatively constant and slightly degraded compared to the reference model on Mask-RCNN variants. Single stage detector, SOLO and YOACT are more robust to blur, noise, and weather corruptions. It can be seen from our results that Deformable convolution both improves the clean AP and the average of the corrupted image scores when comparing FPN versus FPN-Deform and YOACT versus YOACT++ (main change is the deformable convolutions over YOACT.) However, it does not affect the rCD score. Note that even though MC scores are usually in agreement with averaged

TABLE III: Quantitative results on COCO validation dataset with images corrupted by various techniques. Bounding box detection scores of networks trained with and without instance segmentation heads. The first column provides scores on the original (clean) validation dataset; the second column provides the results on mixed corruption dataset (MC), third presents the average of all scores on corrupted images (Avg.) with single corruptions. The fourth and fifth columns provide CD and rCD scores, respectively. rCD scores are based on reference models given in the first row of each table, and the rest of the columns show scores on the specified corrupted validation sets.

R50-FPN	Clean	MC	Avg.	CD	rCD	Blur				Noise			Digital				Weather			
						Motion	Defocus	Gaus.	Gaus.	Impulse	Shot	Speckle	Brightness	Contrast	Saturate	JPEG	Snow	Spatter	Fog	Frost
without Mask	40.2	9.1	22.4	100	100	15.0	17.1	18.6	16.8	14.0	17.4	21.2	35.8	26.0	37.9	19.2	18.6	27.2	31.0	20.8
with Mask	40.9	9.8	23.4	98	98	15.9	17.9	19.4	18.1	15.9	18.9	22.5	36.5	26.9	38.8	20.1	19.4	27.9	31.9	21.1

TABLE IV: Quantitative results on COCO, Cityscapes validation, and Cityscapes training sets are presented. Results show bounding box detection scores of networks trained with and without instance segmentation heads.

R50-FPN	COCO	City. val	City. train	BDD	CD	rCD
without Mask	40.2	32.7	30.8	24.5	100	100
with Mask	40.9	32.9	30.7	24.9	100	106

corruption results, MC is significantly better for YOLACT++, even though on average QueryInst achieves a better score. That is because MC usually showcases the results of the worst case scenario. Even though QueryInst achieves better results on average, YOLACT++ achieves consistently better scores for both blur and noise corruptions. Therefore, when different corruptions are added together, the method that achieves better scores on majority usually achieves better MC score.

On Cityscapes and BDD images, as given in Table IIIb, the multi-stage models achieve significantly better scores than the single stage instance segmentation models. One important difference between COCO images and these two datasets is that cross-dataset images are in much higher resolution, especially Cityscapes images have the size of 1024×2048 . Network architectures are extensively tuned for different image resolutions for better accuracies. However, in our experiments, we use the same evaluation settings proposed for COCO and do not change any parameters for cross-dataset experiments except the input image resolution which we use the original input resolutions without scaling. With this set-up, single stage architectures achieve worse results than the multi-stage instance segmentation models. SOLO and SOLOv2 divide images into uniform grids, and if the center of an object falls into a grid cell, that grid cell is responsible for predicting the semantic category and masks of instances. Therefore, grids should be small enough to contain only one instance and Cityscapes and BDD images are very crowded. Even though we do not target on tuning any parameters for different datasets, we tried with few options of grid-size for SOLO and SOLOv2 but did not achieve better results. It is possible to adapt the inference parameters to achieve better scores on cross-datasets. However, we are interested in using the model off-the-shelf on new image collections. For that, SOLO and SOLOv2 do not seem to be good options. Similar issues happen with YOLACT versions. They do not work well on higher image resolutions.

Based on our evaluations, we conclude Cascaded model

generalizes better to Cityscapes and BDD images. The results get better from single-stage to two-stage instance segmentation model and the best results are obtained moving from two-stage to multi-stage architecture (Cascaded). Visual results are presented for different architectures in Fig. 6.

Network Backbones. We measure the robustness of various backbone models in the FPN setting, as shown in Table Ic. We find that the network backbones affect robustness significantly. On clean data, ResNet101 performs better than ResNet50, and ResNeXt101 achieves the best score among these three. On the other hand, this ranking is not preserved for the corrupted validation datasets. On blur and noise corruptions, ResNet101 shows more robustness compared to ResNeXt101. In contrast, the ResNeXt101 backbone results in better accuracies on digital and weather type corruptions. SpineNet, Swin, and MViTv2-T architectures achieve significantly higher robustness to image corruptions and achieve very robust rCD scores as well as impressive clean AP scores. These architectures have powerful representation capacities. Swin and MViTv2-T architectures have global receptive fields due to their attention mechanism, whereas SpineNet architecture due to its scale permuted architecture has a very large receptive field. We believe their global receptive field contributes to their robustness to image corruptions. Visual results of this comparison are shown in Fig. 5. On cross-dataset evaluations, as given in Table IIc, model performances on COCO, Cityscapes, and BDD show positive correlations. Original SpineNet inference set-ups process images on different resolution as mentioned in Section IV-C. SpineNet49 infers on 640×640 images whereas the image size gradually increase for SpineNet96 and SpineNet143. If we use that original set-up when inferring on Cityscapes training images, methods achieve 18.1, 23.8, 25.3 scores, respectively. However, when we do not scale Cityscapes images, and run the inference on the original resolution, the scores increase to 21.8, 31.4, 30.2, respectively. S96 achieves slightly better results than S143 when it does not have the shortcoming of processing images in a lower resolution than S143.

We observe that with the exception of S143, the larger models come with better Cityscapes and BDD scores. For example, going from SwinT to SwinS, the number of parameters increase from 48M to 96M. While SwinT achieves only 1.5 AP better on COCO validation set compared to SwinS, it achieves 2.7 AP better result on Cityscapes training dataset, which has a much higher resolution. MViTv2-T, on the other hand, has 44M parameters similar to SwinT and has

improved architecture when measured on COCO validation set. However, its performance on Cityscapes dataset is only slightly better than SwinT and worse than SwinS which has a larger capacity.

Copy-Paste Augmentation. It has been shown that copy-paste augmentation combined with longer training significantly improves performance on clean validation sets [25]. In Table Id, we compare a baseline that is not trained with copy-paste augmentation for 108 epochs and networks trained with copy-paste augmentations for 100, 200, and 400 epochs. Note that the baseline trained for 108 epochs and the network trained with copy-paste augmentations for 400 epochs are the ones that converged (the validation set performance no longer improves). Our results show that copy-paste augmentation significantly improves the robustness, especially early in training (100 epoch results). Results on the cross-dataset experiments are mostly in agreement with the corruption scores, as shown in Table IId. Except for the slight decline on BDD scores from baseline to Aug 100 model, all scores improve consistently as COCO score increases. We provide visual predictions for Aug 400 model on BDD images in Fig. 7.

Effect of Joint-task Training. The results of this experiment are given in Table III and IV. Both rows in tables share the same setup except that the model reported in the first rows is trained only to detect bounding boxes. In contrast, the second row model learns to predict instance segmentation in addition to detecting bounding boxes. They both use the ResNet50-FPN architecture. We compare bounding box detection APs of these two models differing in terms of their prediction heads. We find that the joint-task training improves the scores on the clean images and corrupted ones even more so than the improvement on clean images. While the AP improvement coming from joint-task training is 0.77 on clean images, it is 1.00 on corrupted images on average and results in a rCD score of 98. Especially on noise corruptions, the improvements are pretty significant. The results are similar on cross-dataset experiments as shown in Table IV. Even though without mask slightly outputs better than with mask on Cityscapes training dataset, on average, we observe better generalization of the method with joint-task training.

VI. DISCUSSION

Researchers switch their attention to the robustness of deep models as they now achieve high-performance results on clean/in domain validation sets. Previously, the object recognition [31], and semantic segmentation [37] tasks are rigorously evaluated for image corruptions. We are the first to conduct a similar study on the instance segmentation task to the best of our knowledge. In addition to evaluating models under image corruptions, we also evaluate on images collected with a different set-up and from different environments than the training images; in other words, the images that show domain gap with the training images. We believe this is a very important addition to our study, which was not studied before among the previous robustness papers [31], [37]. One may argue that cross-dataset evaluations measure how reliable models are in a more realistic setting. For models to be

useful in real-world, they should be able to generalize well to different image resolutions and different size of objects and density of them in a scene. Our evaluation is also not limited to network architectures and backbones but extended to models with different normalizations, augmentations, initializations, and also investigates the impact of joint-task training.

Through this study, we gain several insights. We find that normalization layers affect robustness significantly. As shown in Fig. 8a, the better clean AP score of normalization layers correlate with a better CD. Seeing such a positive correlation between clean AP and CD is expected, and the same observations are made for semantic segmentation tasks [37]. The more interesting is the rCD score, which is reported to stay relatively constant in previous studies [31], [37]. In Fig 8a, we see that Group Normalization (GN) achieves a very robust rCD score. The model shows larger improvements for robustness than it does for the clean validation set. On the other hand, in cross-dataset experiments, we see that Synchronized Batch Normalization achieves better results. This opens a new research direction for normalization layers. When new normalization methods are proposed, it is best to evaluate them on clean validation sets as well as on corrupted sets and different domain images. The trend so far is to either test a proposed normalization layer on clean validation datasets [65], [34] or in domain adaptation setting on target datasets [20], [8] but not all together, which we hope our work will inspire to change. We also compare models trained from pretrained networks and randomly initialized networks and observe that pretraining does not improve the robustness. As a result, we observe that models trained from scratch for longer iterations achieve higher robustness than pretrained models.

In Fig. 8b, we compare different multi-stage network architectures and see that networks that achieve better clean AP score also achieve better CD score but with incremental returns as can be measured by rCD. On the other hand, on single-stage networks, as shown in Fig 8c, YOLACT variants achieve significantly more robust results. The most significant of this For these novel architectures except YOLACT, it seems that architectures have slowly and consistently improved their representations over time. However, their corruption robustness improvements (CD) are explained mainly by better-learned representations on clean images as their rCD scores are larger than 100%. On the other hand, YOLACT++ shows a very different behaviour. While it has the worst clean AP score, it achieves the best scores on corrupted images and impressive rCD score, as can be seen in Fig. 8c. This behaviour may be coming from its single-stage architecture. However, on Cityscapes images and BDD images, single stage detectors do not perform well. They do not generalize well to larger image resolutions limiting their application to real-world use cases.

In our backbone studies, Fig. 8d, we find that deeper models and models with large receptive fields generally show higher robustness and generalization. The most significant results are from SpineNet and Swin backbones, which achieve below 80% rCD scores on corrupted images. Especially S49 achieves the best rCD score both on corrupted and cross-dataset images, 73% and 81%, respectively. The underlined

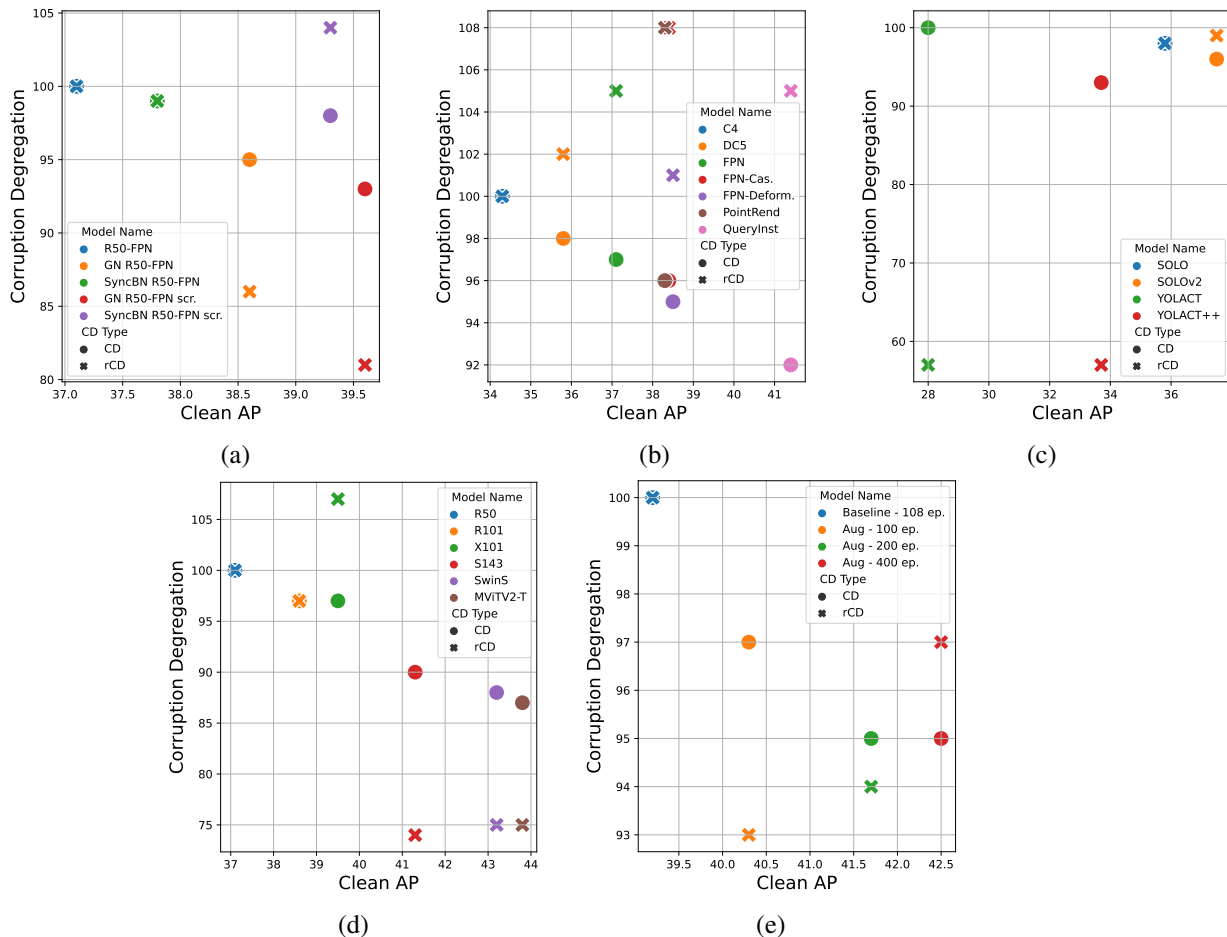


Fig. 8: Plots of robustness study. CD and rCD for networks trained with different normalization layers and initializations (a), different architectures - multi stage detectors (b), different architectures - single stage detectors (c), different backbones (d), and with and without augmentations (e). rCD and CD values below 100% represent a higher robustness than the reference model. Generally, when measured with CD, robustness improves (decrease of CD) with model performance on clean data. rCD shows a different behaviour as usually improvements on clean dataset are larger than the corrupted datasets hence rCD is higher than 100% in many cases.

difference regarding SpineNet architectures is an important finding as previous benchmarking studies state that rCD scores are relatively constant among different network backbones [31], [37]. Those studies did not include SpineNet architecture [15], which seems to have an improved architectural design for robustness. Transformer based architectures are similar, they also show improved architectural design for robustness and generalization.

Lastly, as shown in Fig. 8e, we find that copy paste augmentations improve robustness comparing Baseline-108 epoch with Aug-100 epoch. However, longer training comes with incremental return for CD compared to clean AP when models from 200 and 400 epochs are compared.

VII. CONCLUSION

This paper presented a comprehensive evaluation of instance segmentation models with respect to real-world image corruptions and images that exhibit domain gaps with the training datasets the models are learned from. We investigated different model ingredients in terms of their robustness, such as their

architectural designs, network backbones, initializations, normalization modules, and the effect of joint-task training. With these analyses, we provide insights into the robustness of state-of-the-art instance segmentation models. These findings are essential for researchers when designing their models for the applications where image corruptions are known in advance and when picking a trained off-the-shelf model to infer on the dataset at hand.

REFERENCES

- [1] J. L. Ba, J. R. Kiros, and G. E. Hinton. Layer normalization. *arXiv preprint arXiv:1607.06450*, 2016. 5
- [2] A. Bhattach, A. Dundar, G. Liu, A. Tao, and B. Catanzaro. View generalization for single image textured 3d models. In *Proceedings of the IEEE/CVF Conference on Computer Vision and Pattern Recognition*, pages 6081–6090, 2021. 1
- [3] D. Bolya, C. Zhou, F. Xiao, and Y. J. Lee. Yolact: Real-time instance segmentation. In *Proceedings of the IEEE/CVF international conference on computer vision*, pages 9157–9166, 2019. 5, 7
- [4] D. Bolya, C. Zhou, F. Xiao, and Y. J. Lee. Yolact++: Better real-time instance segmentation. *IEEE transactions on pattern analysis and machine intelligence*, 2020. 2, 7

- [5] Z. Cai and N. Vasconcelos. Cascade r-cnn: Delving into high quality object detection. In *Proceedings of the IEEE conference on computer vision and pattern recognition*, pages 6154–6162, 2018. 6
- [6] Z. Cai and N. Vasconcelos. Cascade r-cnn: high quality object detection and instance segmentation. *IEEE transactions on pattern analysis and machine intelligence*, 2019. 2, 6
- [7] N. Carion, F. Massa, G. Synnaeve, N. Usunier, A. Kirillov, and S. Zagoruyko. End-to-end object detection with transformers. In *European conference on computer vision*, pages 213–229. Springer, 2020. 6
- [8] W.-G. Chang, T. You, S. Seo, S. Kwak, and B. Han. Domain-specific batch normalization for unsupervised domain adaptation. In *Proceedings of the IEEE/CVF conference on Computer Vision and Pattern Recognition*, pages 7354–7362, 2019. 10, 12
- [9] K. Chen, J. Wang, J. Pang, Y. Cao, Y. Xiong, X. Li, S. Sun, W. Feng, Z. Liu, J. Xu, Z. Zhang, D. Cheng, C. Zhu, T. Cheng, Q. Zhao, B. Li, X. Lu, R. Zhu, Y. Wu, J. Dai, J. Wang, J. Shi, W. Ouyang, C. C. Loy, and D. Lin. MMDetection: Open mmlab detection toolbox and benchmark. *arXiv preprint arXiv:1906.07155*, 2019. 5
- [10] L.-C. Chen, Y. Zhu, G. Papandreou, F. Schroff, and H. Adam. Encoder-decoder with atrous separable convolution for semantic image segmentation. *arXiv preprint arXiv:1802.02611*, 2018. 1
- [11] M. Cordts, M. Omran, S. Ramos, T. Rehfeld, M. Enzweiler, R. Benenson, U. Franke, S. Roth, and B. Schiele. The cityscapes dataset for semantic urban scene understanding. In *IEEE Conference on Computer Vision and Pattern Recognition (CVPR)*, 2016. 1, 2, 4
- [12] J. Dai, H. Qi, Y. Xiong, Y. Li, G. Zhang, H. Hu, and Y. Wei. Deformable convolutional networks. In *Proceedings of the IEEE international conference on computer vision*, pages 764–773, 2017. 5, 6
- [13] B. Dong, F. Zeng, T. Wang, X. Zhang, and Y. Wei. Solq: Segmenting objects by learning queries. *Advances in Neural Information Processing Systems*, 34:21898–21909, 2021. 6
- [14] A. Dosovitskiy, L. Beyer, A. Kolesnikov, D. Weissenborn, X. Zhai, T. Unterthiner, M. Dehghani, M. Minderer, G. Heigold, S. Gelly, et al. An image is worth 16x16 words: Transformers for image recognition at scale. *arXiv preprint arXiv:2010.11929*, 2020. 8
- [15] X. Du, T.-Y. Lin, P. Jin, G. Ghiasi, M. Tan, Y. Cui, Q. V. Le, and X. Song. Spinenet: Learning scale-permuted backbone for recognition and localization. In *Proceedings of the IEEE/CVF Conference on Computer Vision and Pattern Recognition*, pages 11592–11601, 2020. 2, 8, 13
- [16] A. Dundar, J. Jin, B. Martini, and E. Culurciello. Embedded streaming deep neural networks accelerator with applications. *IEEE transactions on neural networks and learning systems*, 28(7):1572–1583, 2016. 1
- [17] A. Dundar, M.-Y. Liu, Z. Yu, T.-C. Wang, J. Zedlewski, and J. Kautz. Domain stylization: A fast covariance matching framework towards domain adaptation. *IEEE Transactions on Pattern Analysis and Machine Intelligence*, 2020. 1, 2
- [18] A. Dundar, K. Sapra, G. Liu, A. Tao, and B. Catanzaro. Panoptic-based image synthesis. In *Proceedings of the IEEE/CVF Conference on Computer Vision and Pattern Recognition*, pages 8070–8079, 2020. 1
- [19] A. Dundar, K. Shih, A. Garg, R. Pottorff, A. Tao, and B. Catanzaro. Unsupervised disentanglement of pose, appearance and background from images and videos. *IEEE Transactions on Pattern Analysis and Machine Intelligence*, 2021. 1
- [20] X. Fan, Q. Wang, J. Ke, F. Yang, B. Gong, and M. Zhou. Adversarially adaptive normalization for single domain generalization. In *Proceedings of the IEEE/CVF Conference on Computer Vision and Pattern Recognition*, pages 8208–8217, 2021. 10, 12
- [21] Y. Fang, S. Yang, X. Wang, Y. Li, C. Fang, Y. Shan, B. Feng, and W. Liu. Instances as queries. In *Proceedings of the IEEE/CVF International Conference on Computer Vision*, pages 6910–6919, 2021. 5, 6
- [22] Y. Ganin and V. Lempitsky. Unsupervised domain adaptation by backpropagation. In *International Conference on Machine Learning (ICML)*, 2015. 2
- [23] R. Geirhos, P. Rubisch, C. Michaelis, M. Bethge, F. A. Wichmann, and W. Brendel. Imagenet-trained cnns are biased towards texture; increasing shape bias improves accuracy and robustness. *arXiv preprint arXiv:1811.12231*, 2018. 2
- [24] R. Geirhos, C. R. M. Temme, J. Rauber, H. H. Schütt, M. Bethge, and F. A. Wichmann. Generalisation in humans and deep neural networks. In *Proceedings of the 32nd International Conference on Neural Information Processing Systems*, pages 7549–7561, 2018. 2
- [25] G. Ghiasi, Y. Cui, A. Srinivas, R. Qian, T.-Y. Lin, E. D. Cubuk, Q. V. Le, and B. Zoph. Simple copy-paste is a strong data augmentation method for instance segmentation. In *Proceedings of the IEEE/CVF Conference on Computer Vision and Pattern Recognition*, pages 2918–2928, 2021. 2, 8, 12
- [26] R. Girshick. Fast r-cnn. In *Proceedings of the IEEE international conference on computer vision*, pages 1440–1448, 2015. 5
- [27] R. Girshick, J. Donahue, T. Darrell, and J. Malik. Rich feature hierarchies for accurate object detection and semantic segmentation. In *Proceedings of the IEEE conference on computer vision and pattern recognition*, pages 580–587, 2014. 5
- [28] K. He, R. Girshick, and P. Dollár. Rethinking imagenet pre-training. In *Proceedings of the IEEE/CVF International Conference on Computer Vision*, pages 4918–4927, 2019. 5, 9
- [29] K. He, G. Gkioxari, P. Dollár, and R. Girshick. Mask r-cnn. In *Proceedings of the IEEE international conference on computer vision*, pages 2961–2969, 2017. 2, 4, 5
- [30] K. He, X. Zhang, S. Ren, and J. Sun. Deep residual learning for image recognition. In *Proceedings of the IEEE conference on computer vision and pattern recognition*, pages 770–778, 2016. 1, 8
- [31] D. Hendrycks and T. Dietterich. Benchmarking neural network robustness to common corruptions and perturbations. *arXiv preprint arXiv:1903.12261*, 2019. 2, 4, 12, 13
- [32] J. Hoffman, D. Wang, F. Yu, and T. Darrell. Fcns in the wild: Pixel-level adversarial and constraint-based adaptation. *arXiv preprint arXiv:1612.02649*, 2016. 2
- [33] Z. Huang, L. Huang, Y. Gong, C. Huang, and X. Wang. Mask scoring r-cnn. In *Proceedings of the IEEE/CVF Conference on Computer Vision and Pattern Recognition*, pages 6409–6418, 2019. 2, 7
- [34] S. Ioffe and C. Szegedy. Batch normalization: Accelerating deep network training by reducing internal covariate shift. In *International conference on machine learning*, pages 448–456. PMLR, 2015. 5, 12
- [35] C. Ionescu, D. Papava, V. Olaru, and C. Sminchisescu. Human3.6m: Large scale datasets and predictive methods for 3d human sensing in natural environments. *IEEE transactions on pattern analysis and machine intelligence*, 36(7):1325–1339, 2013. 1
- [36] J. Jin, A. Dundar, and E. Culurciello. Robust convolutional neural networks under adversarial noise. *arXiv preprint arXiv:1511.06306*, 2015. 2
- [37] C. Kamann and C. Rother. Benchmarking the robustness of semantic segmentation models. In *Proceedings of the IEEE/CVF Conference on Computer Vision and Pattern Recognition*, pages 8828–8838, 2020. 2, 4, 12, 13
- [38] C. Kamann and C. Rother. Increasing the robustness of semantic segmentation models with painting-by-numbers. In *European Conference on Computer Vision*, pages 369–387. Springer, 2020. 2
- [39] A. Kanazawa, S. Tulsiani, A. A. Efros, and J. Malik. Learning category-specific mesh reconstruction from image collections. In *Proceedings of the European Conference on Computer Vision (ECCV)*, pages 371–386, 2018. 1
- [40] L. Ke, Y.-W. Tai, and C.-K. Tang. Deep occlusion-aware instance segmentation with overlapping bilayers. In *Proceedings of the IEEE/CVF Conference on Computer Vision and Pattern Recognition*, pages 4019–4028, 2021. 2
- [41] A. Kirillov, Y. Wu, K. He, and R. Girshick. Pointrend: Image segmentation as rendering. In *Proceedings of the IEEE/CVF conference on computer vision and pattern recognition*, pages 9799–9808, 2020. 5, 6
- [42] Y. Li, H. Qi, J. Dai, X. Ji, and Y. Wei. Fully convolutional instance-aware semantic segmentation. In *Proceedings of the IEEE conference on computer vision and pattern recognition*, pages 2359–2367, 2017. 2
- [43] Y. Li, C.-Y. Wu, H. Fan, K. Mangalam, B. Xiong, J. Malik, and C. Feichtenhofer. Mvitv2: Improved multiscale vision transformers for classification and detection. In *Proceedings of the IEEE/CVF Conference on Computer Vision and Pattern Recognition*, pages 4804–4814, 2022. 8
- [44] T.-Y. Lin, P. Dollár, R. Girshick, K. He, B. Hariharan, and S. Belongie. Feature pyramid networks for object detection. In *Proceedings of the IEEE conference on computer vision and pattern recognition*, pages 2117–2125, 2017. 5
- [45] T.-Y. Lin, M. Maire, S. Belongie, J. Hays, P. Perona, D. Ramanan, P. Dollár, and C. L. Zitnick. Microsoft coco: Common objects in context. In *European conference on computer vision*, pages 740–755. Springer, 2014. 2, 4
- [46] S. Liu, L. Qi, H. Qin, J. Shi, and J. Jia. Path aggregation network for instance segmentation. In *Proceedings of the IEEE conference on computer vision and pattern recognition*, pages 8759–8768, 2018. 5
- [47] W. Liu, D. Anguelov, D. Erhan, C. Szegedy, S. Reed, C.-Y. Fu, and A. C. Berg. Ssd: Single shot multibox detector. In *European conference on computer vision*, pages 21–37. Springer, 2016. 1, 5
- [48] Z. Liu, Y. Lin, Y. Cao, H. Hu, Y. Wei, Z. Zhang, S. Lin, and B. Guo. Swin transformer: Hierarchical vision transformer using shifted windows. In *Proceedings of the IEEE/CVF International Conference on Computer Vision*, pages 10012–10022, 2021. 8
- [49] M. Long and J. Wang. Learning transferable features with deep adaptation networks. In *International Conference on Machine Learning*

- (ICML), 2015. 1, 2
- [50] M. Mardani, G. Liu, A. Dundar, S. Liu, A. Tao, and B. Catanzaro. Neural fits for universal texture image synthesis. *Advances in Neural Information Processing Systems*, 33, 2020. 6
- [51] C. Michaelis, B. Mitzkus, R. Geirhos, E. Rusak, O. Bringmann, A. S. Ecker, M. Bethge, and W. Brendel. Benchmarking robustness in object detection: Autonomous driving when winter is coming, 2020. 2
- [52] B. Neyshabur, S. Bhojanapalli, D. McAllester, and N. Srebro. Exploring generalization in deep learning. In *Proceedings of the 31st International Conference on Neural Information Processing Systems*, pages 5949–5958, 2017. 2
- [53] D. Pavllo, G. Spinks, T. Hofmann, M.-F. Moens, and A. Lucchi. Convolutional generation of textured 3d meshes. *arXiv preprint arXiv:2006.07660*, 2020. 1
- [54] J. Redmon, S. Divvala, R. Girshick, and A. Farhadi. You only look once: Unified, real-time object detection. In *Proceedings of the IEEE conference on computer vision and pattern recognition*, pages 779–788, 2016. 5, 7
- [55] S. Ren, K. He, R. Girshick, and J. Sun. Faster r-cnn: Towards real-time object detection with region proposal networks. *arXiv preprint arXiv:1506.01497*, 2015. 1, 5
- [56] K. Saenko, B. Kulis, M. Fritz, and T. Darrell. Adapting visual category models to new domains. In *European Conference on Computer Vision (ECCV)*, 2010. 2
- [57] A. Shrivastava, T. Pfister, O. Tuzel, J. Susskind, W. Wang, and R. Webb. Learning from simulated and unsupervised images through adversarial training. In *IEEE Conference on Computer Vision and Pattern Recognition (CVPR)*, 2017. 2
- [58] B. Sun and K. Saenko. Deep coral: Correlation alignment for deep domain adaptation. In *European Conference on Computer Vision (ECCV) Workshop*, 2016. 1
- [59] Y. Taigman, A. Polyak, and L. Wolf. Unsupervised cross-domain image generation. In *International Conference on Learning Representations (ICLR)*, 2017. 2
- [60] J. Tobin, R. Fong, A. Ray, J. Schneider, W. Zaremba, and P. Abbeel. Domain randomization for transferring deep neural networks from simulation to the real world. In *Intelligent Robots and Systems (IROS)*, 2017. 2
- [61] J. Tremblay, A. Prakash, D. Acuna, M. Brophy, V. Jampani, C. Anil, T. To, E. Cameracci, S. Boochoon, and S. Birchfield. Training deep networks with synthetic data: Bridging the reality gap by domain randomization. In *Proceedings of the IEEE Conference on Computer Vision and Pattern Recognition Workshops*, pages 969–977, 2018. 2
- [62] Y.-H. Tsai, W.-C. Hung, S. Schuster, K. Sohn, M.-H. Yang, and M. Chandraker. Learning to adapt structured output space for semantic segmentation. In *IEEE Conference on Computer Vision and Pattern Recognition (CVPR)*, 2018. 2
- [63] E. Tzeng, J. Hoffman, K. Saenko, and T. Darrell. Adversarial discriminative domain adaptation. In *IEEE Conference on Computer Vision and Pattern Recognition (CVPR)*, 2017. 2
- [64] E. Tzeng, J. Hoffman, N. Zhang, K. Saenko, and T. Darrell. Deep domain confusion: Maximizing for domain invariance. *arXiv preprint arXiv:1412.3474*, 2014. 1, 2
- [65] D. Ulyanov, A. Vedaldi, and V. Lempitsky. Instance normalization: The missing ingredient for fast stylization. *arXiv preprint arXiv:1607.08022*, 2016. 5, 12
- [66] X. Wang, Y. Jin, M. Long, J. Wang, and M. I. Jordan. Transferable normalization: Towards improving transferability of deep neural networks. *Advances in neural information processing systems*, 32, 2019. 10
- [67] X. Wang, T. Kong, C. Shen, Y. Jiang, and L. Li. Solo: Segmenting objects by locations. In *European Conference on Computer Vision*, pages 649–665. Springer, 2020. 5, 6
- [68] X. Wang, R. Zhang, T. Kong, L. Li, and C. Shen. Solov2: Dynamic and fast instance segmentation. *Advances in Neural information processing systems*, 33:17721–17732, 2020. 2, 7
- [69] Y. Wu and K. He. Group normalization. In *Proceedings of the European conference on computer vision (ECCV)*, pages 3–19, 2018. 5
- [70] Y. Wu, A. Kirillov, F. Massa, W.-Y. Lo, and R. Girshick. Detectron2. <https://github.com/facebookresearch/detectron2>, 2019. 5
- [71] C. Xie, Y. Xiang, A. Mousavian, and D. Fox. Unseen object instance segmentation for robotic environments. *IEEE Transactions on Robotics*, 2021. 1
- [72] S. Xie, R. Girshick, P. Dollár, Z. Tu, and K. He. Aggregated residual transformations for deep neural networks. In *Proceedings of the IEEE conference on computer vision and pattern recognition*, pages 1492–1500, 2017. 2, 8
- [73] F. Yu, H. Chen, X. Wang, W. Xian, Y. Chen, F. Liu, V. Madhavan, and T. Darrell. Bdd100k: A diverse driving dataset for heterogeneous multitask learning. In *Proceedings of the IEEE/CVF conference on computer vision and pattern recognition*, pages 2636–2645, 2020. 2, 4
- [74] F. Yu and V. Koltun. Multi-scale context aggregation by dilated convolutions, 2016. 5
- [75] H. Zhang, C. Wu, Z. Zhang, Y. Zhu, H. Lin, Z. Zhang, Y. Sun, T. He, J. Mueller, R. Manmatha, et al. Resnest: Split-attention networks. In *Proceedings of the IEEE/CVF Conference on Computer Vision and Pattern Recognition*, pages 2736–2746, 2022. 2
- [76] S. Zheng, Y. Song, T. Leung, and I. Goodfellow. Improving the robustness of deep neural networks via stability training. In *Proceedings of the IEEE conference on computer vision and pattern recognition*, pages 4480–4488, 2016. 2
- [77] X. Zhu, H. Hu, S. Lin, and J. Dai. Deformable convnets v2: More deformable, better results. In *Proceedings of the IEEE/CVF Conference on Computer Vision and Pattern Recognition*, pages 9308–9316, 2019. 6
- [78] B. Zoph, G. Ghiasi, T.-Y. Lin, Y. Cui, H. Liu, E. D. Cubuk, and Q. Le. Rethinking pre-training and self-training. *Advances in Neural Information Processing Systems*, 33, 2020. 5