

Quantum channel position finding using single photons

Athena Karsa,¹ Jacques Carolan,² and Stefano Pirandola¹

¹*Department of Computer Science, University of York, York YO10 5GH, UK*

²*Wolfson Institute for Biomedical Research, University College London, Gower Street, London WC1E 6BT, UK*

(Dated: September 2, 2021)

Channel position finding is the task of determining the location of a single target channel amongst an ensemble of background channels. It has many potential applications, including quantum sensing, quantum reading and quantum spectroscopy. In particular, it could allow for simple detection protocols to be extended to ones of measurement, for example, target ranging with quantum illumination. The use of quantum states and entanglement in such protocols have shown to yield quantum advantages over their optimal classical counterparts. Here we consider quantum channel position finding using sources specified by at most one single photon on average per mode, using the discrete variable formalism. By considering various quantum sources it is shown through the derivation of performance bounds that a quantum enhancement may be realised.

I. INTRODUCTION

Quantum hypothesis testing (QHT) [1, 2] is a fundamental tool of quantum sensing where the goal is to distinguish between two alternate hypotheses with applications in quantum reading [3, 4], quantum illumination [5, 6] and spectroscopy [7]. These are problems of quantum channel discrimination (QCD) [8] whereby the different scenarios to be distinguished are characterised by different physical processes modelled as quantum channels of varying parameters. By employing sources which are sensitive to these parameters as channel inputs, the outputs may be analysed in order to make a decision. Determining the optimal strategy for such a task becomes an optimisation problem over both input states and output measurements, typically subject to energetic constraints on the total number of probeings and, in the bosonic case, mean number of photons employed.

Channel position finding (CPF) [9, 10] is a problem in multiple channel discrimination whereby given an array of quantum channels where all but one is different, the task is to locate the dissimilar one. It allows for QHT to be extended beyond well-studied binary problems. In the case of quantum illumination, one may be certain that the target is located within a region of interest but is interested in determining precisely where, as in quantum target finding [9] (on a plane) or quantum target ranging [11]. The protocol for such a task would involve probing each of the pre-defined locations a fixed number of times then collecting and performing suitable measurements on the returning states. Within the CPF framework, the differing pathways in terms of loss and target reflectivity may be encoded within the quantum channels under study.

Zhuang and Pirandola [9] formulated the general problem of CPF for the testing of multiple quantum hypotheses providing upper- and lower-bounds on the error probability. This was given for a classical CPF protocol using coherent state sources (minimum uncertainty states with positive P-representation, considered classically ‘optimal’) and compared to a specific quantum protocol em-

ploying maximally entangled two-mode squeezed vacuum (TMSV) states. It was shown that by using the generalised conditional-nulling (CN) receiver at the output a quantum advantage could be achieved.

In this paper, we study the problem of CPF subject to the constraint that the sources considered are comprised of *at most* one single photon. Remaining in the discrete-variable setting, while works so far have been focused on continuous-variables, we study the potential of quantum-enhanced CPF for various source specifications: Single-photon (Fock) state, GHZ state exhibiting multipartite entanglement across the channel array, bipartite (signal-idler) entanglement in a quantum illumination-style setup, and biphoton (Bell) states. In Section II we outline the problem of CPF describing the model and mathematical tools used to quantify performances with respect to the source. In Section III we consider the four quantum sources previously described providing formulae for fidelity and bounds on the CPF error probability. These are compared to the classical benchmark of a coherent state whose amplitude $\alpha = 1$. Finally, in Section III F a simple receiver based on photon-counting is outlined and applied to two cases: classical coherent state source and single-photon (Fock) state source.

II. PROBLEM SPECIFICATION

A. Basic model

Consider the basic model of quantum CPF comprised of $N \geq 2$ input-output black boxes as shown in Fig. 1. For $i = 1, 2, \dots, N$, the i th box \mathcal{B}_i contains either a reference channel \mathcal{R} or some target channel $\mathcal{E} \neq \mathcal{R}$ and the task is to locate \mathcal{E} . We assume the target channel only occupies one box, such that joint probabilities of the form $P(\mathcal{B}_i = \mathcal{E}, \mathcal{B}_j = \mathcal{E})$ are all zero, and the target channel is in one of the boxes with certainty, i.e., $P(\mathcal{B}_i = \mathcal{R} \forall i) = 0$. Identification of the target channel is a problem of symmetric quantum hypothesis testing where the task is to

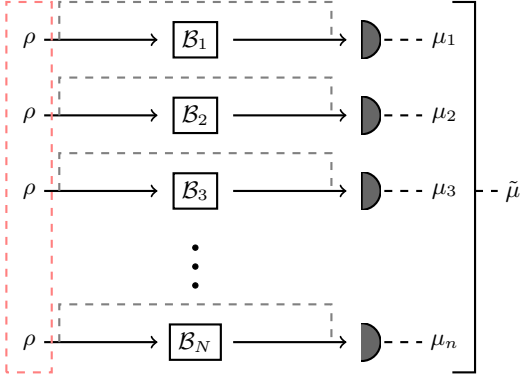


FIG. 1: Schematic diagram of channel position finding (CPF). For $i = 1, \dots, N$ we have an ensemble of boxes B_i and the task is locate the single target channel amongst background channels using copies of the source, ρ , which may be specified in several ways. In the classical (coherent state) and single-photon strategies, the source is sent through the channel (black) with the output going straight to the receiver for post-processing. In the quantum strategy two scenarios exist: first, a maximally-entangled two-mode source comprising a signal (black), sent through the channel, and an idler (grey) which recombines with the output at the receiver; second, there are no idlers however the source comprises of multi-mode entanglement spanning the entire N -box array (red). In each case, outputs from boxes are combined to yield a final result, $\tilde{\mu}$, giving the target's location with some error probability.

discriminate between N hypotheses given by

$$H_i : \mathcal{B}_i = \mathcal{E} \quad \text{and} \quad \mathcal{B}_{j \neq i} = \mathcal{R}. \quad (1)$$

To carry out this task we employ a quantum state ρ as input into each of the boxes B_i . Such a quantum system interacting with its environment unavoidably undergoes the quantum dynamical process of decoherence. Such a noisy process may be described by the CPT map $\mathcal{B}(\rho)$ acting on the quantum state ρ using the Kraus representation

$$\mathcal{B}(\rho) = \sum_{\mu} K_{\mu} \rho K_{\mu}^{\dagger}, \quad (2)$$

where K_{μ} are the Kraus operators satisfying $\sum_{\mu} K_{\mu}^{\dagger} K_{\mu} = \mathbb{1}$. The output state is then clearly dependent on the channel's specification: whether $\mathcal{B} = \mathcal{R}$, the reference channel, or $\mathcal{B} = \mathcal{E}$, the target channel.

We model the contents of each box B_i as a purely dissipative amplitude damping channel (ADC) with Kraus operators [12]

$$\mathbf{K}_{\text{ADC}} = \{|0\rangle\langle 0| + \sqrt{1-\gamma}|1\rangle\langle 1|, \sqrt{\gamma}|0\rangle\langle 1|\}, \quad (3)$$

where γ is the damping rate. Of course, in the case where $\gamma = 0$ the channel reduces to the identity. Such a model allows us to also consider inefficient detectors which may

themselves be modelled as ADCs with damping rate $\gamma = 1 - \eta$, where η is the efficiency.

The classical output at each detector takes a binary value $\mu_i \in \{0, 1\}$ corresponding to a decision on whether $\mathcal{B}_i = \mathcal{R}$ or $\mathcal{B}_i = \mathcal{E}$, respectively. All of these N outputs must then be post-processed to give a final decision $\tilde{\mu}$ on the target channel's position.

B. Quantum state discrimination

The task of quantum CPF may be reduced to one of quantum state discrimination [1, 2]. Our aim is, for a given input state ρ , to best distinguish between two possible channel outputs $\mathcal{E}(\rho)$ and $\mathcal{R}(\rho)$.

To determine whether or not a quantum advantage exists we must compute and compare the error probabilities $p_{\text{err}}^{N,M}(\rho)$ for the N -box, M -use discrimination problem using a classical state ρ_C and quantum state ρ_Q as input. Exact analytical forms of error probability are difficult to compute but may be replaced by upper and lower bounds [13, 14] such that for any input state ρ we may write

$$L(\rho) \leq p_{\text{err}}^{N,M}(\rho) \leq U(\rho). \quad (4)$$

Then, establishing that the inequality $U(\rho_Q) < L(\rho_C)$ holds is sufficient to prove that $p_{\text{err}}^{N,M}(\rho_Q) < p_{\text{err}}^{N,M}(\rho_C)$.

We assume equiprobable hypotheses, so that $p_i = N^{-1}$ for any i . Suppose that the overall input state has a tensor product form over the N boxes such that $\rho = \sigma^{\otimes N}$, such that

$$\mathcal{E}_i^N(\sigma^{\otimes N}) = \bigotimes_{j \neq i} \mathcal{R}_j(\sigma) \otimes \mathcal{E}_i(\sigma). \quad (5)$$

Of course, Eq. (5) does not hold for more elaborate quantum systems such as GHZ states where multipartite entanglement is distributed across the entire arrangement of boxes (this will be studied in Section III C). Then, we have the following upper- and lower-bounds [15–18], respectively, for the error probability

$$p_{\text{err}}^{N,M}(\rho) \leq (N-1)F^{2M}(\mathcal{E}(\sigma), \mathcal{R}(\sigma)), \quad (6)$$

$$p_{\text{err}}^{N,M}(\rho) \geq \frac{N-1}{2N}F^{4M}(\mathcal{E}(\sigma), \mathcal{R}(\sigma)), \quad (7)$$

where F is the Bures' fidelity [19, 20]

$$F(\rho, \sigma) := \|\sqrt{\rho}\sqrt{\sigma}\|_1 = \text{Tr} \sqrt{\sqrt{\rho}\sigma\sqrt{\rho}}. \quad (8)$$

III. RESULTS

In the following, Eqs. (6), (7) and (8) are used to compute the fidelity-based upper- and lower-bounds in error probability for the N -channel, M -use CPF protocol for

the various sources under consideration. Namely, and in order of consideration, these are: the classical benchmark using coherent states; the single-photon (Fock) state; the GHZ state with multipartite entanglement; a two-mode (signal-idler) state with bipartite entanglement. For the final source type with bipartite entanglement an alternative, idler-free CPF protocol is provided. In all cases the final performance bounds are computed and plotted in Figs. 4 and 5 at the end of Section III D.

A. Classical benchmark

For our classical benchmark we consider the classical input state $\rho_C = \sigma_C^{\otimes N}$ with $\sigma_C = |\alpha\rangle\langle\alpha|$. This is a coherent state with Fock basis representation [21]

$$|\alpha\rangle = \exp\left(\frac{-|\alpha|^2}{2}\right) \sum_{n=0}^{\infty} \frac{\alpha^n}{\sqrt{n!}} |n\rangle, \quad (9)$$

with complex amplitude $\alpha = |\alpha|^2 e^{i\theta}$ where the magnitude $|\alpha|^2 = \bar{n}$ is the mean number of photons and θ is the phase. Under the action of an arbitrary ADC with damping rate γ , coherent state $|\alpha\rangle \rightarrow |\sqrt{\tau}\alpha\rangle$, where $\tau = 1 - \gamma$ is the transmissivity.

The squared-fidelity between the outputs of two ADCs, parametrised by rates γ_0 and γ_1 , respectively, acting on $|\alpha\rangle$ is given by

$$F^2(|\sqrt{\tau_0}\alpha\rangle, |\sqrt{\tau_1}\alpha\rangle) = \exp\left(-\bar{n}(\sqrt{1-\gamma_0} - \sqrt{1-\gamma_1})^2\right), \quad (10)$$

yielding the classical lower-bound benchmark

$$p_{\text{err}}^{N,M}(\rho_C) \geq \frac{N-1}{2N} \exp\left(-2M(\sqrt{1-\gamma_0} - \sqrt{1-\gamma_1})^2\right), \quad (11)$$

where we have set $\bar{n} = 1$.

B. Single-photon state

The first quantum source we will consider is the tensor product of single-qubit or single-photon states $\rho_Q = \sigma_Q^{\otimes N}$ with $\sigma_Q = |1\rangle$ in the computational basis. Under action of the ADC we have that

$$\sigma_Q \rightarrow \gamma |0\rangle\langle 0| + (1-\gamma) |1\rangle\langle 1|. \quad (12)$$

Computing the fidelity between two arbitrary ADC outputs we obtain

$$F(\rho_{Q,0}, \rho_{Q,1}) = \sqrt{(1-\gamma_0)(1-\gamma_1)} + \sqrt{\gamma_0\gamma_1}, \quad (13)$$

allowing us to write both the lower- and upper-bounds for error probability as

$$p_{\text{err}}^{N,M}(\rho_Q) \geq \frac{N-1}{2N} \left(\sqrt{(1-\gamma_0)(1-\gamma_1)} + \sqrt{\gamma_0\gamma_1} \right)^{4M}, \quad (14)$$

and

$$p_{\text{err}}^{N,M}(\rho_Q) \leq (N-1) \left(\sqrt{(1-\gamma_0)(1-\gamma_1)} + \sqrt{\gamma_0\gamma_1} \right)^{2M}. \quad (15)$$

C. Multipartite entanglement

Of course one may consider a quantum source with entanglement distributed across the N boxes. Such a source could take the form of a GHZ state, an entangled quantum state of $N > 2$ d -dimensional subsystems, given by

$$|\text{GHZ}\rangle = \frac{1}{\sqrt{d}} \sum_{i=0}^{d-1} |i\rangle^{\otimes N}. \quad (16)$$

In the case of qubits ($d = 2$), it reads

$$|\text{GHZ}\rangle = \frac{|0\rangle^{\otimes N} + |1\rangle^{\otimes N}}{\sqrt{2}}. \quad (17)$$

Consider now the action of an N -box system consisting of ADCs with damping rate γ_0 or γ_1 (for one of the N boxes) on the N -partite GHZ state $\Psi = |\text{GHZ}\rangle\langle\text{GHZ}|$. We have that

$$\begin{aligned} \Psi \rightarrow & \frac{1}{2} (1 + \gamma_0^{N-1} \gamma_1) |\mathbf{0}\rangle\langle\mathbf{0}| \\ & + \frac{1}{2} (1 - \gamma_0)^{\frac{N-1}{2}} (1 - \gamma_1)^{\frac{1}{2}} (|\mathbf{0}\rangle\langle\mathbf{1}| + |\mathbf{1}\rangle\langle\mathbf{0}|) \\ & + \frac{1}{2} (1 - \gamma_0)^{N-1} (1 - \gamma_1) |\mathbf{1}\rangle\langle\mathbf{1}| \end{aligned} \quad (18)$$

Clearly, such a state does not have a tensor product form across the N boxes so the fidelity must be computed across the entire N -partite system outputs

$$\mathcal{E}_i^N(\Psi) = \bigotimes_{j \neq i} \mathcal{R}_j \otimes \mathcal{E}_i(\Psi), \quad (19)$$

such that the error probability upper bound reads

$$p_{\text{err}}^{N,M}(\rho) \leq (N-1) F^M(\mathcal{E}_i^N(\Psi), \mathcal{E}_k^N(\Psi)). \quad (20)$$

D. Bipartite (signal-idler) entanglement

An alternative, entanglement-based quantum source is given by a tensor product over all the boxes ($\otimes N$) where each signal S_i is coupled to an ancillary idler I_i . Only the signal probes the box while the idler is sent directly to the receiver to join the output. The total joint-state $\Phi_{S,I}$ forms a Bell pair in the case where the two modes are maximally-entangled and the associated quantum channel takes the form

$$\mathcal{E}_i^N := \bigotimes_{j \neq i} (\mathcal{R}_{S_j} \otimes \mathcal{I}_{I_j}) \otimes (\mathcal{E}_{S_i} \otimes \mathcal{I}_{I_i}). \quad (21)$$

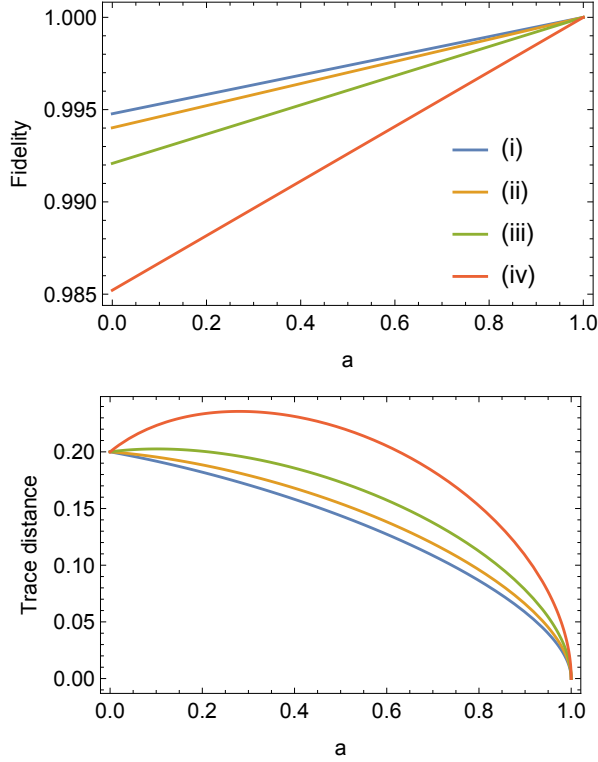


FIG. 2: Plots showing fidelity (upper) and trace distance (lower) as a function of a for varying values of damping rate $\gamma_0 = \gamma_1 + 0.1$ with (i) $\gamma_1 = 0.55$, (ii) $\gamma_1 = 0.65$, (iii) $\gamma_1 = 0.75$, and (iv) $\gamma_1 = 0.85$. Fidelity is always minimised for single qubit/photon states where $a = 0$. The trace distance is maximised in most cases by such a Fock state however the optimum value of a resides somewhere in between the two extremes considered, i.e., $0 < a < 1/2$ in regions where damping rates are both relatively high ($\gtrsim 0.75$).

Consider as our two-mode source $\Phi_{S,I}$ a generic state with density operator given by

$$\rho_{\text{gen}} = a|00\rangle\langle 00| + \sqrt{a(1-a)}(|00\rangle\langle 11| + |11\rangle\langle 00|) + (1-a)|11\rangle\langle 11|, \quad (22)$$

where a is a parameter quantifying how close ρ_{gen} is to a Bell state. That is, when $a = 1/2$ the source is a maximally-entangled Bell state while when $a = 0$ (or $a = 1$) we have the single qubit/single photon state $|11\rangle$ (or vacuum state $|00\rangle$), which is clearly separable.

Upon action of an ADC with damping rate γ only on the signal (S) mode while performing the identity on the reference idler (I) mode our output joint state reads

$$\begin{aligned} \rho_{\text{gen}} \rightarrow & a|00\rangle\langle 00| + (1-a)\gamma|01\rangle\langle 01| \\ & + \sqrt{a(1-a)(1-\gamma)}(|00\rangle\langle 11| + |11\rangle\langle 00|) \\ & + (1-a)(1-\gamma)|11\rangle\langle 11|. \end{aligned} \quad (23)$$

Computing the fidelity between two output states under differing ADCs with rates γ_0 and γ_1 we obtain

$$F(\rho_{\text{gen},0}, \rho_{\text{gen},1}) = (1-a)\sqrt{(1-x^2)(1-y^2)} + a + xy - axy, \quad (24)$$

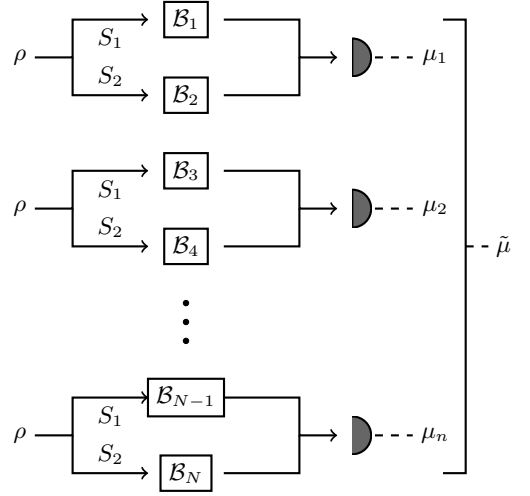


FIG. 3: Schematic diagram of idler-free channel position finding (CPF) for biphoton states exhibiting bipartite entanglement for channel arrays consisting of even N boxes.

where we have defined $x = \sqrt{1-\gamma_0}$ and $y = \sqrt{1-\gamma_1}$.

It is clear that the state ρ_{gen} achieving a minimal discrimination error corresponds to that also minimising the above fidelity. Performing this minimisation over a gives the minimum fidelity:

$$F_{\min}(\rho_{\text{gen}}) = \begin{cases} 1 & x = y \\ x & x < y = 1 \\ y & y < x = 1 \\ xy + \sqrt{(x^2-1)(y^2-1)} & \text{otherwise.} \end{cases} \quad (25)$$

These minima are achieved for $a = 0$ corresponding to the single qubit/photon Fock state $|1\rangle$. The trivial solution of $F_{\min}(\rho_{\text{gen}}) = 1$ for all values of $x = y$ is achieved for both $a = 0, 1/2$.

The upper panel of Fig. 2 plots the quantum fidelity given in Eq. (24) as a function of a for varying values of γ_0 and γ_1 , confirming that the minimisation occurs at $a = 0$, corresponding to a Fock state. Thus, for use in a signal-idler set-up CPF protocol, Bell states are sub-optimal sources compared to Fock states. Another tool for quantifying the distinguishability of quantum states is the trace distance, where the minimum error may be achieved through its maximisation. This function is similarly plotted in the lower panel of Fig. 2.

E. Biphoton states via integrate quantum photonics

A leading approach to generating bright and pure single photon states on chip is through the use of microring resonators (MRRs) [24–26]. They comprise a waveguide ring coupled to a bus waveguide that produces well-defined resonances when the ring's circumference is an integer number of wavelengths [27]. Further, when the

waveguide itself is made of a $\chi^{(3)}$ material, such as silicon [28] or silicon nitride [29], photons can be generated via the spontaneous four-wave mixing process. Specifically, pumping the ring with a bright laser at frequency ω_p can cause two photons to be absorbed from the pump, generating a pair of photons at neighbouring frequencies ω_s and ω_i such that energy and momentum are conserved. The frequencies of these generated photons are thus $\omega_s = \omega_p + i \times \text{FSR}$ and $\omega_i = \omega_p - i \times \text{FSR}$ where FSR is the free spectral range of the rings and i indexes a particular resonance. This state is typically referred to as a ‘biphoton’ state and, assuming the weak pumping regime, can be written as

$$|\psi\rangle = \frac{1}{\sqrt{n}} \sum_{i=1}^n |\omega_{-i}\rangle |\omega_{+i}\rangle. \quad (26)$$

Here $|\omega_i\rangle$ represents a single photon in the i th frequency mode and n typically depends on phase matching conditions for the MRR, which can reach up to $n = 40$ modes [30].

1. Use in a signal-idler protocol

When $n = 2$ the output is a Bell state in the frequency basis given by

$$|\psi_2\rangle = \frac{1}{\sqrt{2}}(|\omega_{-1}\rangle |\omega_{+1}\rangle + |\omega_{-2}\rangle |\omega_{+2}\rangle). \quad (27)$$

We have seen in Sec. IIID that such states, used in a signal-idler type set-up for each box, are sub-optimal compared to pure single-photon states. They are, however, relatively straightforward to generate on chip at both visible and NIR frequencies, and can have a frequency resolution of ~ 1 pm (100’s MHz) [31].

Consider the biphoton Bell state (Eq. (27)) in a signal-idler set-up for the task of quantum channel position finding, subject to the quantum channel given by Eq. (21). In such a protocol we send the first, $-i$, signal mode S_i into the box while retaining the second, $+i$, idler mode I_i for later joint measurement. Computing the fidelity between the two two-mode output states under ADCs with rates γ_0 and γ_1 we obtain

$$F(|\psi_2\rangle\langle\psi_2|_0, |\psi_2\rangle\langle\psi_2|_1) = \frac{1}{2} \left(\sqrt{1-\gamma_0}\sqrt{1-\gamma_1} + 1 + \sqrt{\gamma_0\gamma_1} \right) \text{ and} \quad (28)$$

yielding the lower- and upper-bounds

$$p_{\text{err}}^{N,M}(|\psi_2\rangle\langle\psi_2|) \geq \frac{N-1}{2N} F(|\psi_2\rangle\langle\psi_2|_0, |\psi_2\rangle\langle\psi_2|_1)^{4M}, \quad (29)$$

and

$$p_{\text{err}}^{N,M}(|\psi_2\rangle\langle\psi_2|) \leq (N-1) F(|\psi_2\rangle\langle\psi_2|_0, |\psi_2\rangle\langle\psi_2|_1)^{2M}. \quad (30)$$

2. Use in an idler-free protocol

A CPF protocol may be devised in which the full entanglement exhibited in a Bell state may be exploited across the multi-channel array in order to realise a quantum advantage. Such an advantage may be readily demonstrated due to the experimental availability of biphoton states.

Consider the CPF protocol for an even number of boxes N . Using as a source the two-mode biphoton state of Eq. (27), label each mode as a signal, S_1 and S_2 , to be used as a probe between two adjacent boxes, as shown in Fig. 3. Then for any CPF problem comprising $N \geq 4$ individual channels, the global quantum channel acting on the state is

$$\mathcal{E}_i^{N/2} := \otimes_{j \neq i} (\mathcal{R}_{S_{1,j}} \otimes \mathcal{R}_{S_{2,j}}) \otimes (\mathcal{E}_{S_{1,i}} \otimes \mathcal{R}_{S_{2,i}}). \quad (31)$$

Computing the fidelity between the two two-mode output states under ADC pairs with rates (γ_0, γ_0) and (γ_1, γ_0) we obtain

$$F(|\psi_2\rangle\langle\psi_2|_{0,0}, |\psi_2\rangle\langle\psi_2|_{1,0}) = \frac{1}{2\sqrt{2}} \sqrt{\alpha - \beta} \sqrt{\alpha + \beta}, \quad (32)$$

where

$$\alpha = 2 + 2\Gamma - \gamma_1 + \gamma_0(-3 - 2\Gamma + 4\gamma_1 + \gamma_0(4 - 3\gamma_1 + \gamma_0(-1 + 2\gamma_1))), \quad (33)$$

$$\begin{aligned} \beta = & (8 + \gamma_0^6 + 8\Gamma + \gamma_1(-8 - 4\Gamma + \gamma_1) + 2\gamma_0^5(-4 + 5\gamma_1) \\ & + 4\gamma_0^3(-8 - 5\Gamma + (15 + 5\Gamma - 6\gamma_1)\gamma_1) \\ & + \gamma_0(-4(6 + 5\Gamma) + 2(17 + 10\Gamma - 4\gamma_1)\gamma_1) \\ & + \gamma_0^4(22 + 4\Gamma - 8(4 + \Gamma)\gamma_1 + 13\gamma_1^2) \\ & + \gamma_0^2(37 + 28\Gamma - 28(2 + \Gamma)\gamma_1 + 22\gamma_1^2)^{1/2} \end{aligned} \quad (34)$$

and we have defined

$$\Gamma = \sqrt{1-\gamma_0}\sqrt{1-\gamma_1}. \quad (35)$$

Then, the even N idler-free CPF protocol has the following lower- and upper-bounds on performance:

$$p_{\text{err}}^{N,M}(|\psi_2\rangle\langle\psi_2|) \geq \frac{N-2}{2N} F(|\psi_2\rangle\langle\psi_2|_{0,0}, |\psi_2\rangle\langle\psi_2|_{1,0})^{4M}, \quad (36)$$

$$p_{\text{err}}^{N,M}(|\psi_2\rangle\langle\psi_2|) \leq (N-1) F(|\psi_2\rangle\langle\psi_2|_{0,0}, |\psi_2\rangle\langle\psi_2|_{1,0})^{2M}. \quad (37)$$

The performance of such a biphoton state in both signal-idler and idler-free protocols is plotted in Figs. 4 and Fig. 5 along with the coherent state lower-bound (Eq. (11)), single-photon lower- (Eq. (14)) and upper-bound (Eq. (15)), and the GHZ state’s upper-bound (Eq. (20)). It can be seen that the biphoton Bell state’s upper-bound in a signal-idler protocol follows

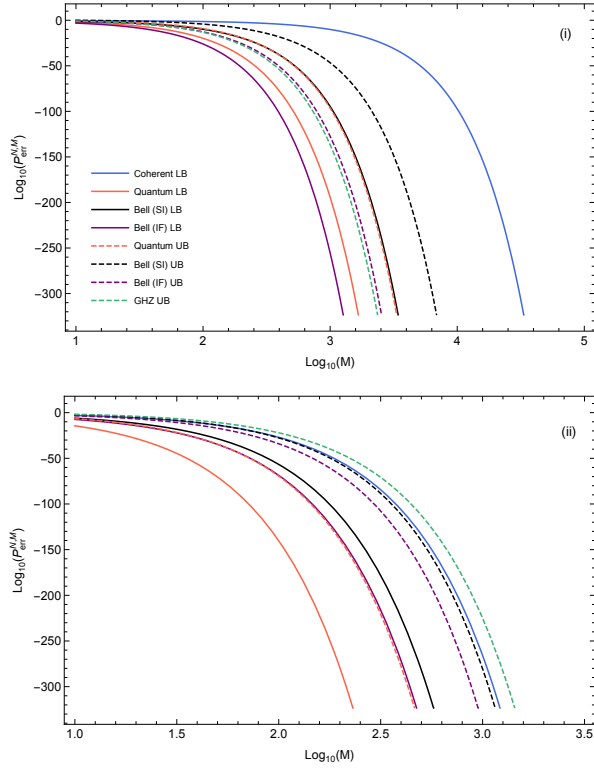


FIG. 4: Quantum channel position finding error probability $p_{\text{err}}^{N,M}$ with $N = 4$ as a function of number of uses M for four types of source: 1) Coherent state (blue), 2) Quantum single photon state (red), 3) Bell biphoton state in both a signal-idler (SI) (black) and idler-free (IF) (purple) set-up, and 4) GHZ state (green). These plots show performance in locating the target channel with damping rate $\gamma_1 = 0$ (the identity channel), amongst reference channels with (i) $\gamma_0 = 0.2$, low damping, and (ii) $\gamma_0 = 0.8$, high damping. Lower and upper bounds are indicated by solid and dashed lines, respectively.

very similarly the behaviour of the single-photon state's lower-bound. A quantum enhancement in CPF may be achieved by distributing entanglement across the channel array - this is shown for the idler-free biphoton state protocol, though such a scheme may only be applied to CPF problems comprising an even total number of channels. In particular, an advantage over the coherent state classical benchmark can be seen in cases where damping is overall low or very different, i.e., $\gamma_0 - \gamma_1$ is relatively large.

F. Practical receiver for quantum channel position finding based on photon counting

Attainment of bounds shown in Figs. 4 and 5 typically requires optimal detection at the output, the specifics of which is generally unknown. Even then they only provide bounds for the absolute performance which is given by the Helstrom limit [1, 22]. As a result, it is important to consider practical receiver designs to harness the input

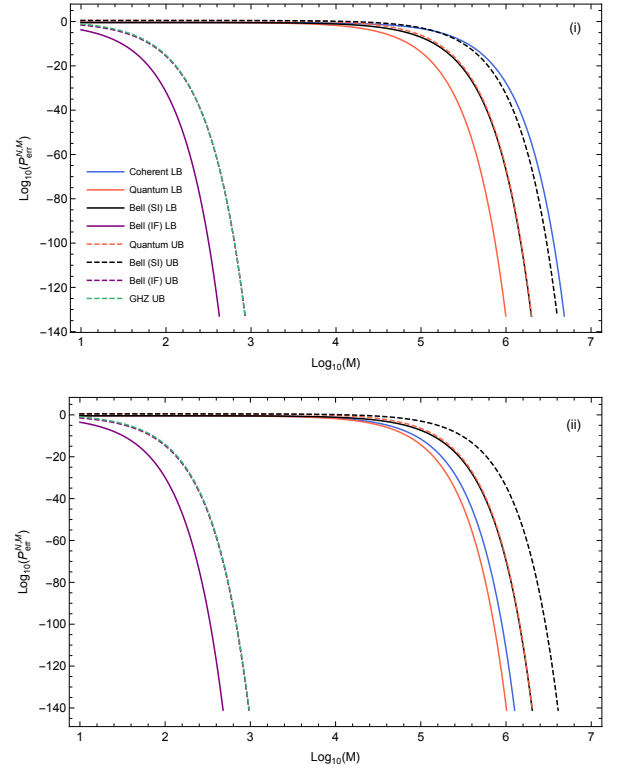


FIG. 5: Quantum channel position finding error probability $p_{\text{err}}^{N,M}$ with $N = 4$ as a function of number of uses M for four types of source: 1) Coherent state (blue), 2) Quantum single photon state (red), 3) Bell biphoton state in both a signal-idler (SI) (black) and idler-free (IF) (purple) set-up, and 4) GHZ state (green). These plots show performance in locating a single target channel with damping rate γ_1 amongst reference channels with non-zero damping rates such that $\gamma_0 = \gamma_1 + 0.01$ where (i) $\gamma_1 = 0.2$, low damping, and (ii) $\gamma_1 = 0.8$, high damping. Lower and upper bounds are indicated by solid and dashed lines, respectively.

state's potential at performing the task. When the input and output states form a tensor product state across the N boxes, as for the cases studied in Sections III A and III B, we can employ a strategies based on photon-counting at the receiver end of each box and use post-processing to determine which hypothesis is true.

Consider the use of photon counting at the receiver. Then for some generic state ρ with field operator \hat{a} , the measurement result is a classical random variable n with distribution $p(n) = \langle n | \rho | n \rangle$, where $|n\rangle$ is the eigenstate of the number operator $\hat{n} = \hat{a}^\dagger \hat{a}$ with eigenvalue n .

The output of the i th box after M probes is the classical string of length M , $\mu_i^{\otimes M}$, consisting of zeros and ones corresponding to the absence or presence of photon counts. Modelling our receiver as a threshold detector, we know that the probability of detecting $m \equiv \text{Tr} \mu^{\otimes M}$ photons in M trials follows the binomial distribution

$$p_{\text{det}}(p, M, m) = \binom{M}{m} p^m (1-p)^{M-m}, \quad (38)$$

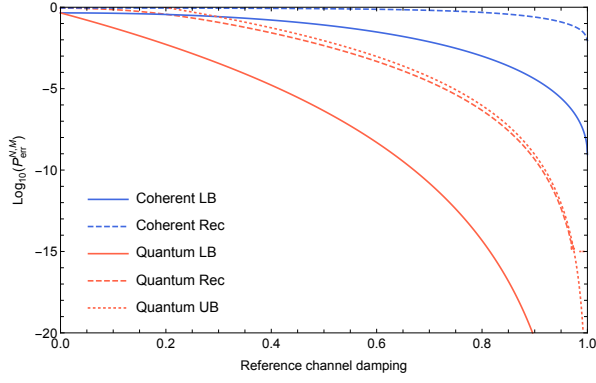


FIG. 6: Quantum channel position finding error probability $p_{\text{err}}^{N,M}$ with $N = 10$ and $M = 10$ as a function of reference channel damping γ_0 with target channel damping $\gamma_1 = 0$. Shown is the performance of a photon-counting receiver "Rec" (dashed) on coherent states (blue) and single photon states (red). Lower "LB" and upper "UB" bounds are indicated by solid and dotted lines, respectively.

with M trials and probability of success p .

In the case of coherent state inputs, whose initial photon distribution is Poissonian, we may compute the probability of detecting n photons at the output using their Fock bases such that

$$p_C(n) = |\langle n | \tau \alpha \rangle|^2 = e^{-\tau} \frac{\tau^n}{n!} = e^{\gamma-1} \frac{(1-\gamma)^n}{n!}, \quad (39)$$

where we have applied the constraint $|\alpha| = 1$. Then the probability of getting a single 'click' in the photon detector is

$$p_C(n=1) = e^{\gamma-1}(1-\gamma). \quad (40)$$

When our source consists of single qubit/photon states, then with photon counting at the output we have that

$$p_Q(n=1) = 1 - \gamma, \quad (41)$$

and it is clear that

$$p_Q(n=1) > p_C(n=1) \quad \forall \gamma \in [0, 1]. \quad (42)$$

Consider a relatively straightforward approach where the total number of output photons at each individual receiver are counted. Then the target channel is declared by choosing the one with the highest or lowest total photon count, dependent on the relative magnitudes of damping rates between the target and reference channels. Let the probability of measuring a photon at the output of our target(reference) channel is given by $p_T(p_R)$. Then the decision rule becomes

$$\begin{cases} \arg \max_i m_i & \text{if } p_T > p_R, \\ \arg \min_i m_i & \text{if } p_T < p_R. \end{cases} \quad (43)$$

First consider the case where $p_T > p_R$. In such a scenario the min/max receiver would determine that the

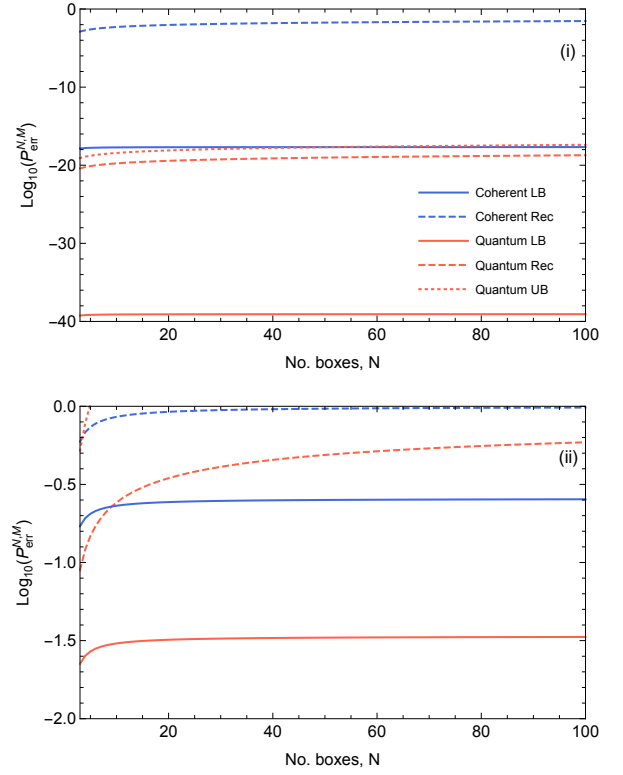


FIG. 7: Quantum channel position finding error probability $p_{\text{err}}^{N,M}$ with $M = 100$ as a function of the total number of boxes N . Target channel damping $\gamma_1 = 0.2$ with reference channel damping set to (i) $\gamma_0 = 0.8$, and (ii) $\gamma_0 = 0.3$. Shown is the performance of a photon-counting receiver "Rec" (dashed) on coherent states (blue) and single photon states (red). Lower "LB" and upper "UB" bounds are indicated by solid and dotted lines, respectively.

target channel is the one whose output has the highest of photon count, and would do so perfectly when all reference channel boxes output fewer photons than the target channel box. To account for the scenarios where any number of reference channels output an equal number of photons to the target channel, the decision is reduced to choosing at random between those boxes. Such a receiver design yields a total error probability

$$p_{\text{err}}^{\min/\max} = 1 - p_{\text{succ}}^{\min/\max}, \quad (44)$$

where the probability of success, $p_{\text{succ}}^{\min/\max}$, is given by

$$p_{\text{succ}}^{\min/\max} = \sum_{r=1}^N \sum_{m_T=0}^M p_{\text{det}}(p_R, M, m_R < m_T)^{N-r} \frac{1}{r} \binom{N-1}{r-1} p_{\text{det}}(p_T, M, m_T) p_{\text{det}}(p_R, M, m_T)^{r-1}. \quad (45)$$

The index r is the number of boxes whose output total photon counts are the same, thus requiring a random decision between them. The probability that any given reference box yields an output lower than the target channel

is given by

$$p_{\text{det}}(p_R, M, m_R < m_T) = \sum_{m_R=0}^{m_T-1} p_{\text{det}}(p_R, M, m_R), \quad (46)$$

which, to allow for a random choice between all N channels in the event that all outputs are 0, is defined such that

$$p_{\text{det}}(p_R, M, m_R < 0)^0 = 1. \quad (47)$$

The performance of such a photon counting receiver on CPF outputs using single photon (Fock state) sources and classical coherent state sources are shown in Figs. 6 and 7. Fig. 6 shows how the error probability changes as a function of reference channel damping when the target channel is equal to the identity. Quantum-enhanced CPF using single photon states may be achieved across almost the entire range of damping values, with the simple receiver based on direct photon counting capable of realising this for most of this range. Fig. 7 shows how the performance of each type of source, with the use of the photon counting receiver, changes with the size of the CPF array. This behaviour is shown for the addition of background channels of differing damping strength relative to the target channel of interest. It can be seen that, in general, coherent state CPF capabilities are more robust to increasing pattern size in that the performance remains fairly constant compared to Fock states with added reference channels. As one would expect, both classical and quantum sources' performances are affected more detrimentally when the background channels added are relatively similar in specification to the target channel, though this effect is greater for single photon states employed in conjunction with our proposed photon counting receiver.

IV. CONCLUSION

This paper provides performance comparisons of various types of source with respect to the problem of CPF where the channels are of differing transmissivity. The work is carried out in the discrete-variable setting under the energetic constraint that each channel use (probing of the entire channel array) is limited to use, at most, one photon on average.

Considered in this work are the performances of various types of DV quantum sources, namely, the single-photon (Fock) state, the GHZ state where entanglement is evenly distributed across the CPF channel array and the biphoton (Bell) state. In the latter case, two protocols are considered: one considering signal-idler (QI) role across the two modes and another where both modes are used as a signal. In all cases, fidelity-based bounds on error probability are derived.

While the signal-idler approach for biphoton states tends to be sub-optimal compared to the use of Fock states, by using both modes across pairs of channels within the CPF array a more robust quantum enhancement in CPF may be achieved. The biphoton state is one which may be readily generated and employed using MRRs which could form the basis of a proof-of-principle experiment for quantum-enhanced CPF using single photon states.

Acknowledgments. This work has been funded by the European Union's Horizon 2020 Research and Innovation Action under grant agreement No. 862644 (FET-Open project: Quantum readout techniques and technologies, QUARTET). AK acknowledges sponsorship by EPSRC Award No. 1949572 and Leonardo UK. SP would like to thank enlightening discussions with Janos a Bergou and Mark Hillery.

-
- [1] C. W. Helstrom, *Quantum Detection and Estimation Theory, Mathematics in Science and Engineering*, Vol. 123 (Academic Press, New York, 1976).
 - [2] A. Chefles, *Quantum state discrimination*, Contemp. Phys. **41**, 401 (2000).
 - [3] S. Pirandola, B. R. Bardhan, T. Gehring, C. Weedbrook and S. Lloyd, *Advances in photonic quantum sensing*, Nat. Photon. **12**, 724–733 (2018).
 - [4] S. Pirandola, *Quantum reading of a classical digital memory*, Phys. Rev. Lett. **106**(9), 090504 (2011).
 - [5] S.-H. Tan *et al.*, *Quantum illumination with Gaussian states*, Phys. Rev. Lett. **101**, 253601 (2008).
 - [6] A. Karsa, G. Spedalieri, Q. Zhuang, and S. Pirandola, *Quantum illumination with a generic Gaussian source*, Phys. Rev. Research **2**, 023414 (2020).
 - [7] S. Mukamel *et al.*, *Roadmap on quantum light spectroscopy*, J. Phys. B: At., Mol. Opt. Phys., **53**(7), 072002 (2020).
 - [8] M. F. Sacchi, *Entanglement can enhance the distinguishability of entanglement-breaking channels*, Phys. Rev. A **72**, 014305 (2005).
 - [9] Q. Zhuang and S. Pirandola, *Entanglement-enhanced testing of multiple quantum hypotheses*, Comm. Phys. **3**, 103 (2020).
 - [10] J. L. Pereira, L. Banchi, Q. Zhuang, Quntao and S. Pirandola, *Idler-free channel position finding*, Phys. Rev. A, **103**(4), 042614 (2021).
 - [11] A. Karsa and S. Pirandola, *Energetic Considerations in Quantum Target Ranging*, arXiv preprint arXiv:2011.03637 (2020).
 - [12] M. A. Nielsen and I. Chuang, *Quantum computation and quantum information* (2002).
 - [13] E. Bagan, J. A. Bergou, S. S. Cottrell, and M. Hillery, *Relations between coherence and path information*, Phys. Rev. Lett. **116**, 160406 (2016).
 - [14] T. Ogawa, and H. Nagaoka, *Strong converse to the quantum channel coding theorem*, IEEE Trans. Inf. Theory **45**, 2486 (1999).
 - [15] H. Barnum, Howard and E. Knill, *Reversing quantum dynamics with near-optimal quantum and classical fidelity*,

- J. Math. Phys. **43**, 2097-2106 (2002).
- [16] S. Zhang, Y. Feng, X. Sun and M. Ying, *Upper bound for the success probability of unambiguous discrimination among quantum states*, Phys. Rev. A **64**, 062103 (2001).
 - [17] A. Montanaro, *A lower bound on the probability of error in quantum state discrimination*, 2008 IEEE Information Theory Workshop, Porto, pp. 378-380 (2008).
 - [18] D. Qiu and L. Li, *Minimum-error discrimination of quantum states: Bounds and comparisons*, Phys. Rev. A **81**, 042329 (2010).
 - [19] R. Jozsa, *Fidelity for mixed quantum states*, Journ. Mod. Opt. **41**, 2315-2323 (1994).
 - [20] A. Uhlmann, *The "transition probability" in the state space of a^* -algebra*, Rep. Math. Phys. **9**, 273-279 (1976).
 - [21] C. Weedbrook, S. Pirandola, R. Garcia-Patron, N. J. Cerf, T. C. Ralph, J. H. Shapiro, and S. Lloyd, *Gaussian Quantum Information*, Rev. Mod. Phys. **84**, 621 (2012).
 - [22] A. D. Holevo, *Statistical decision theory for quantum systems*, Journal of Multivariate Analysis **3**, 337-394 (1973).
 - [23] Q. Zhuang, and S. Pirandola, *Entanglement-enhanced testing of multiple quantum hypotheses*, Commun. Phys. **3**, 103 (2020).
 - [24] S. Clemmen, K. Phan Huy, W. Bogaerts, R. G. Baets, Ph. Emplit, and S. Massar, *Continuous wave photon pair generation in silicon-on-insulator waveguides and ring resonators*, Opt. Express **17**, 16558-16570 (2009).
 - [25] J. Silverstone, R. Santagati, D. Bonneau et al., *Qubit entanglement between ring-resonator photon-pair sources on a silicon chip*, Nat. Commun. **6**, 7948 (2015).
 - [26] L. Caspani, C. Xiong, B. Eggleton, et al., *Integrated sources of photon quantum states based on nonlinear optics*, Light Sci. Appl. **6**, e17100 (2017).
 - [27] W. Bogaerts, P. De Heyn, T. Van Vaerenbergh, K. De Vos, S. Kumar Selvaraja, T. Claes, P. Dumon, P. Bienstman, D. Van Thourhout and R. Baets, *Silicon microring resonators*, Laser Photonics Rev., **6**(1), pp.47-73 (2012).
 - [28] Silverstone, J., Bonneau, D., Ohira, K. et al, *On-chip quantum interference between silicon photon-pair sources*, Nat. Phot. **8**, 104-108 (2014).
 - [29] A. Dutt, K. Luke, S. Manipatruni, A. L. Gaeta, P. Nussenzveig, M., *On-Chip Optical Squeezing*, Phys. Rev. Applied, **3**(4), 044005 (2015).
 - [30] P. Imany, J. A. Jaramillo-Villegas, O. D. Odele, K. Han, D. E. Leaird, J. M. Lukens, P. Lougovski, M. Qi, and A. M. Weiner, *50-GHz-spaced comb of high-dimensional frequency-bin entangled photons from an on-chip silicon nitride microresonator*, Opt. Express **26**, 1825-1840 (2018).
 - [31] S. Ramelow, A. Farsi, S. Clemmen, D. Orquiza, K. Luke, M. Lipson and A. L. Gaeta, *Silicon-Nitride Platform for Narrowband Entangled Photon Generation*, arXiv:1508.04358 (2015).