

A DISCRETIZE-THEN-OPTIMIZE APPROACH TO PDE-CONSTRAINED SHAPE OPTIMIZATION

Roland Herzog*

Estefanía Loayza-Romero[†]

We consider discretized two-dimensional PDE-constrained shape optimization problems, in which shapes are represented by triangular meshes. Given the connectivity, the space of admissible vertex positions was recently identified to be a smooth manifold, termed the manifold of planar triangular meshes. The latter can be endowed with a complete Riemannian metric, which allows large mesh deformations without jeopardizing mesh quality; see R. Herzog, E. Loayza-Romero (2020). *A manifold of planar triangular meshes with complete Riemannian metric*. arXiv: 2012.05624. Nonetheless, the discrete shape optimization problem of finding optimal vertex positions does not, in general, possess a globally optimal solution. To overcome this ill-posedness, we propose to add a mesh quality penalization term to the objective function. This allows us to simultaneously render the shape optimization problem solvable, and keep track of the mesh quality. We prove the existence of a globally optimal solution for the penalized problem and establish first-order necessary optimality conditions.

The second purpose of this paper is to study the impact of the choice of Riemannian metric on the steepest descent method. We compare the Euclidean, elasticity, and a novel complete metric, combined with Euclidean and geodesic retractions to perform the mesh deformation. It turns out that the complete metric, combined with a Euclidean retraction, performs well even in the absence of the mesh quality penalty.

Keywords. discrete shape optimization, mesh quality penalization, Riemannian metric, shape gradient

1. INTRODUCTION

It is well known among practitioners that the numerical solution of shape optimization problems constrained by partial differential equations (PDEs) often exhibits a number of difficulties. In particular, when the PDE is discretized by a finite element method and the underlying mesh is used to directly represent the shape of the domain to be optimized, one often experiences a degeneracy of the mesh

*Interdisciplinary Center for Scientific Computing, Heidelberg University, 69120 Heidelberg, Germany (roland.herzog@iwr.uni-heidelberg.de, https://www.tu-chemnitz.de/mathematik/part_dgl/people/herzog, ORCID 0000-0003-2164-6575).

[†]Technische Universität Chemnitz, Faculty of Mathematics, 09107 Chemnitz, Germany (estefania.loayza@mathematik.tu-chemnitz.de, https://www.tu-chemnitz.de/mathematik/part_dgl/people/loayza, ORCID 0000-0001-7919-9259).

quality as the optimization progresses. The degeneracy manifests itself in some of the mesh cells thinning in the sense that at least one of its heights approaches zero.

A number of possible solutions to this major obstacle in computational shape optimization have been proposed in the literature. We do not aim to give a comprehensive overview here but only mention that remeshing [Wilke, Kok, Groenwold, 2005](#), mesh regularization and spatial adaptivity [Doğan et al., 2007](#); [Morin et al., 2012](#), overlapping meshes [Dokken et al., 2019](#), nearly-conformal transformations [Iglesias, Sturm, Wechsung, 2018](#), elasticity-based shape gradients [Schulz, Siebenborn, Welker, 2015](#), and restricted mesh deformations [Etling et al., 2020](#) have been considered as remedies. The importance of mesh quality in shape optimization has also been emphasized very recently in [Luft, Schulz, 2020](#); [2021](#), who propose to add certain regularization terms to the objective based on the so-called pre-shape parameterization tracking problem.

In this paper we shed new light on the phenomenon of mesh degeneracy in computational shape optimization. The discussion is restricted to problems in two dimensions but we believe that much of it extends directly to 3D as well. We provide evidence that problems in which the nodal positions of the finite element mesh serve as the optimization variables generally possess no solutions in the open set of admissible vertex positions, even when the objective is bounded below. Moreover, we illustrate by example that as the objective's infimum is approached, the mesh iterates approach the boundary of the set of admissible vertex positions.¹

We therefore must conclude that the class of problems arising from one of the most straightforward and perhaps common approaches for the discretization of PDE-constrained shape optimization problems is generally ill-posed, in the sense that no solution exists. Consequently, any convergent optimization method, whether of gradient- or Newton-type, will inevitably be led to produce degenerate meshes sooner or later. We conjecture that this is reason why we often see early stopping and rather loose tolerances for the norm of the gradient in published works. We are aware of the fact that the ill-posed nature of the problem class under consideration has been noticed previously. For instance, as [Berggren, 2010](#) observed: “However, in shape optimization, it does not make much sense to optimize the position of each mesh point independently.” In spite of this observation, we are not aware of a detailed investigation.

Our Contributions In contrast to the prevailing literature, in this paper we study PDE-constrained shape optimization problems from the discretize-then-optimize perspective. We characterize the set of admissible vertex positions as an open, connected submanifold of the vector space of all vertex positions, termed the manifold of triangular meshes $\mathcal{M}_+(\Delta; Q_{\text{ref}})$. We demonstrate by example that discretized shape optimization problems generally do not possess solutions in this set. We then study two approaches to remedy the situation. First, we introduce a penalty functional which, briefly speaking, controls the mesh quality. When added to the shape optimization objective, it renders discrete shape optimization problems well-posed. Subsequently, such penalized problems can be solved by standard gradient- or Newton-type optimizers.

Second, it is generally useful to ‘precondition’ gradient- and quasi-Newton type methods by means of

¹Informally speaking, boundary points are characterized as infeasible meshes in which one or more triangles have a vanishing height, or where a boundary vertex comes into contact with a non-incident boundary edge.

a ‘base metric’ which takes into account some information about the objective. We therefore devise a Riemannian metric on $\mathcal{M}_+(\Delta; Q_{\text{ref}})$ which is informed about the penalty part of the objective. Since this metric is complete, degenerate meshes, which lie on the boundary of $\mathcal{M}_+(\Delta; Q_{\text{ref}})$, are infinitely far away from any regular mesh in terms of their geodesic distance. This property is mathematically convenient since an optimization scheme moving along geodesic segments by construction need not explicitly monitor mesh quality and can take arbitrarily large steps. Unfortunately, the completeness of the metric is also practically difficult to exploit since, unfortunately, the numerical integration of the respective geodesics is prohibitively expensive. However, we demonstrate that the proposed Riemannian metric is still beneficial to use in gradient methods, even when combined with the inexpensive Euclidean retraction. Moreover, compared to an elasticity-based metric, the conversion of the shape derivative to the gradient is significantly less expensive since the underlying linear system is governed by a rank-1 perturbation of the identity matrix. It turns out that gradient methods utilizing the complete metric perform well even in the absence of the mesh quality penalty.

The paper is structured as follows. In [Section 2](#) we characterize the manifold $\mathcal{M}_+(\Delta; Q_{\text{ref}})$ of admissible vertex positions. A new penalty function to control the mesh quality is proposed and analyzed in [Section 3](#). We prove that the addition of this penalty function renders a discretized model problem in PDE-constrained shape optimization well posed. [Section 4](#) describes a generic gradient descent method on Riemannian manifolds with Armijo backtracking line search. We present various numerical experiments with different purposes in [Section 5](#). [Section 6](#) offers conclusions and a brief outlook.

2. MANIFOLD OF PLANAR TRIANGULAR MESHES

As previously mentioned, we study discretized shape optimization problems in which the computational mesh underlying the finite element method serves to represent the sought-after shape, and the coordinates of its vertices serve as optimization variables. Briefly speaking, a mesh in two space dimensions is a finite collection of non-degenerate triangles such that the intersection of any two triangles is either empty, a common edge, or a common vertex; see for instance [Quarteroni, Valli, 1994](#), Ch. 3. Such meshes are routinely produced by mesh generating software, and the computational verification whether or not a given set of vertices, edges and triangles qualifies as a mesh is relatively straightforward. In the context of shape optimization, however, a not-so-straightforward question arises: what is the set of possible coordinates the vertices of a mesh be assigned in order for it to remain a mesh with the same connectivity?

In this section we are concerned with precisely this set of admissible vertex positions since it forms the feasible set for discretized shape optimization problems. As was shown in our previous work [Herzog, Loayza-Romero, 2020](#), this set can be characterized as an open, connected submanifold of $Q \in \mathbb{R}^{2 \times N_V}$, where N_V is the number of vertices. It is termed the *manifold of planar triangular meshes* and it can be endowed with a complete Riemannian metric. For convenience, we briefly recall the relevant material from [Herzog, Loayza-Romero, 2020](#), to which we refer the reader for a more detailed account.

The conditions which define a mesh can be conveniently described in the language of simplicial complexes. We work with *abstract* simplicial complexes to describe the connectivity, and we use *geometric* simplicial complexes to formulate conditions on the vertex positions. An abstract simplicial

complex Δ is a purely combinatorial object, defined over a finite set of vertices, which we denote by $V := \{1, 2, \dots, N_V\}$. Δ is a non-empty collection of non-empty subsets of V such that, for all $\sigma \in \Delta$, every non-empty subset of σ also belongs to Δ . Any $\sigma \in \Delta$ is called a face of Δ , and we say that it is of dimension k (or simply a k -face) if its cardinality satisfies $\#\sigma = k + 1$. 0-faces are vertices, 1-faces are edges and 2-faces are triangles.

In order for Δ to represent the connectivity of a triangular mesh in \mathbb{R}^2 , we require additional conditions. We assume that Δ to be a pure simplicial 2-complex, i. e., every $\tau \in \Delta$ is contained in some 2-dimensional $\sigma \in \Delta$. Moreover, in order to obtain *rigid* meshes, we require Δ to be 2-path connected. This means that for any two distinct 2-faces $\sigma, \sigma' \in \Delta$, there exists a finite sequence of 2-faces, starting in $\sigma_0 = \sigma$ and ending in $\sigma_n = \sigma'$, such that $\sigma_i \cap \sigma_{i+1}$ is a 1-face for $i = 0, \dots, n - 1$. We collect these properties in the following definition.

Definition 2.1. Suppose that Δ is an abstract simplicial 2-complex with vertex set $V = \{1, \dots, N_V\}$. We say that Δ is a **connectivity complex**, provided that Δ is pure and 2-path connected.

In addition, we recall what it means for a connectivity complex Δ to be **consistently oriented**: the orientations of any two 2-faces in Δ sharing a 1-face induce opposite orientations on that 1-face; see Figure 2.1 for an illustration.

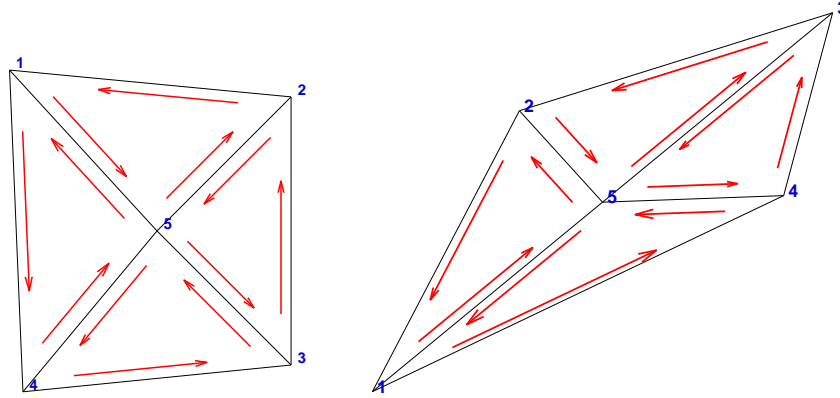


Figure 2.1.: Two admissible oriented meshes with the same consistently oriented connectivity complex Δ and different vertex positions Q .

An admissible triangular mesh is described using the notion of geometric simplicial complexes, which we briefly recall. First of all, a simplex σ of dimension k (a k -simplex) in \mathbb{R}^2 is the convex hull of $k + 1$ affine independent points (called the vertices of σ), $k = 0, 1, 2$. A face of σ is the convex hull of a subset of its vertices. A geometric simplicial complex Σ in \mathbb{R}^2 is a non-empty, finite collection of simplices in \mathbb{R}^2 which satisfies the following two conditions. First, every face of any $\sigma \in \Sigma$ is also an element of Σ . Second, the non-empty intersection of any two simplices in Σ is a face of both.

Let us now connect algebraic and geometric simplicial complexes, i. e., connectivity and geometry. Suppose that Δ is a given oriented connectivity complex. By assigning positions to the vertices of Δ , we can define

$$\Sigma_\Delta(Q) := \{\text{conv}\{q_{i_0}, \dots, q_{i_k}\} \mid \{i_0, \dots, i_k\} \in \Delta\} \subset \mathcal{P}(\mathbb{R}^2), \quad (2.1)$$

where $\mathcal{P}(\mathbb{R}^2)$ denotes the power set of \mathbb{R}^2 and $Q \in \mathbb{R}^{2 \times N_V}$ records the vertex positions. Notice that $\Sigma_\Delta(Q)$ is, in general, not an admissible mesh since triangles and edges may intersect in non-admissible ways. We therefore require that $\Sigma_\Delta(Q)$ forms a geometric simplicial complex. Moreover, in order to take care of the orientation in Δ , we introduced the signed area of a 2-face in $\Sigma_\Delta(Q)$ as follows:

$$A_Q(i_0, i_1, i_2) := \frac{1}{2} \det \begin{bmatrix} q_{i_1} - q_{i_0} & q_{i_2} - q_{i_0} \end{bmatrix}. \quad (2.2)$$

We point out that triangular mesh generators, including the one driving the `initmesh` function of MATLAB's PDE toolbox, usually provide orientated meshes for which the signed areas of all 2-faces are positive.

We are now in the position to define the manifold of planar triangular meshes.

Definition 2.2. Let Δ be a connectivity complex as in [Definition 2.1](#), which is also oriented. Suppose that $Q_{\text{ref}} \in \mathbb{R}^{2 \times N_V}$ is a reference mesh such that $\Sigma_\Delta(Q_{\text{ref}})$ is a geometric simplicial 2-complex such that the signed areas (2.2) of all of its 2-faces are positive. We first define the set of admissible oriented meshes with connectivity Δ , briefly $\mathcal{M}_+(\Delta)$, as the set of points $Q \in \mathbb{R}^{2 \times N_V}$ such that the following two conditions hold.

- (a) The collection of convex hulls $\Sigma_\Delta(Q)$, given by (2.1), is a geometric simplicial complex.
- (b) For all 2-faces of $\Sigma_\Delta(Q)$, the signed area A_Q as in (2.2) is positive.

Moreover, the **manifold of planar triangular meshes** $\mathcal{M}_+(\Delta; Q_{\text{ref}})$ is the set of points $Q \in \mathcal{M}_+(\Delta)$ such that, in addition:

- (c) There exists a continuous path between Q and Q_{ref} , such that all the points along the path satisfy [items \(a\) and \(b\)](#).

We mention that [item \(c\)](#) is a technical condition which ensures that $\mathcal{M}_+(\Delta; Q_{\text{ref}})$ is path-connected, a property doubtlessly useful for optimization purposes. The existence of a reference mesh Q_{ref} is not critical. In fact, in practice one starts with such a reference mesh and can easily extract the underlying oriented connectivity complex Δ from it. Clearly, Q_{ref} belongs to $\mathcal{M}_+(\Delta; Q_{\text{ref}})$.

It has been proved in [Herzog, Loayza-Romero, 2020](#), Thm. 3.11 that $\mathcal{M}_+(\Delta; Q_{\text{ref}})$ is a path-connected, open submanifold of $\mathbb{R}^{2 \times N_V}$. Moreover, a complete Riemannian metric for this manifold has been proposed in the same paper. Although we will use a different complete metric below more suitable for PDE-constrained shape optimization problems, we briefly recall the original construction. [Gordon, 1973](#) showed that the construction of complete metrics is tied to the definition of a proper, real-valued function, which we refer to as an *augmentation* function. In our setting, it is the purpose of the augmentation function to penalize impending self-intersections, which can be of interior or exterior nature. The term which avoids interior self-intersections is based on the heights of a 2-face $\{i_0, i_1, i_2\}$, which are defined as follows:

$$h_Q^\ell(i_0, i_1, i_2) = \frac{2 A_Q(i_0, i_1, i_2)}{E_Q^\ell(i_0, i_1, i_2)}, \quad \ell = 0, 1, 2, \quad (2.3)$$

where

$$E_Q^\ell(i_0, i_1, i_2) := \|q_{i_{\ell \oplus 1}} - q_{i_{\ell \oplus 2}}\| = d_Q(i_{\ell \oplus 1}; i_{\ell \oplus 2}), \quad \ell = 0, 1, 2 \quad (2.4)$$

is the Euclidean length of the ℓ -th edge (the one opposite the ℓ -th vertex). Here \oplus denotes addition modulo 3. Moreover, the term which avoids exterior self-intersections is defined in terms of a notion of distance of a vertex i_0 to an edge $\{j_0, j_1\}$, given by

$$D_Q^\mu(i_0; [j_0, j_1]) := \min\{\|q_{i_0} - q\|_{1,\mu} \mid q \in \text{conv}\{q_{j_0}, q_{j_1}\}\}. \quad (2.5)$$

Here $\|\cdot\|_{1,\mu}$ denotes a C^3 -regular estimate (possibly depending on a parameter $\mu > 0$) of the 1-norm in an orthogonal coordinate frame aligned with the edge $\text{conv}\{q_{j_0}, q_{j_1}\}$. Moreover, it is required that $0 \leq \|\cdot\|_{1,\mu} \leq \|\cdot\|_1$ holds, so that D_Q^μ becomes a non-negative underestimate of the true distance in the 1-norm; see Herzog, Loayza-Romero, 2020, Sect. 4 and App. D for details and a concrete example of such a function.

The following augmentation function was proposed in Herzog, Loayza-Romero, 2020 and proved to be proper:

Definition 2.3. Suppose that Δ and Q_{ref} are as in Definition 2.2. Denote by V_∂ the set of the boundary 0-faces and by E_∂ the set of boundary 1-faces. Suppose that the 2-faces in Δ are numbered from 1 to N_T and that the k -th triangle has vertices i_0^k, i_1^k, i_2^k . Define the augmentation function $f: \mathcal{M}_+(\Delta) \rightarrow \mathbb{R}$ by

$$f(Q; Q_{\text{ref}}) := \sum_{k=1}^{N_T} \sum_{\ell=0}^2 \frac{\beta_1}{h_Q^\ell(i_0^k, i_1^k, i_2^k)} + \sum_{[j_0, j_1] \in E_\partial} \sum_{\substack{i_0 \in V_\partial \\ i_0 \neq j_0, j_1}} \frac{\beta_2}{D_Q^\mu(i_0; [j_0, j_1])} + \frac{\beta_3}{2} \|Q - Q_{\text{ref}}\|_F^2. \quad (2.6)$$

Here $\|\cdot\|_F$ denotes the Frobenius norm.

We close this section by recalling the result which introduces a complete metric on $\mathcal{M}_+(\Delta; Q_{\text{ref}})$.

Theorem 2.4 (Herzog, Loayza-Romero, 2020, Thm. 4.12). Suppose that $\beta_1, \beta_2, \beta_3 > 0$ holds. Then the following statements hold.

- (a) The restriction of f defined in (2.6) to $\mathcal{M}_+(\Delta; Q_{\text{ref}})$ is proper.
- (b) The manifold $\mathcal{M}_+(\Delta; Q_{\text{ref}})$, endowed with the Riemannian metric whose components (with respect to the vec chart) are given by

$$g_{ab} = \delta_a^b + \frac{\partial f}{\partial (\text{vec } Q)^a} \frac{\partial f}{\partial (\text{vec } Q)^b}, \quad a, b = 1, \dots, 2N_V, \quad (2.7)$$

is geodesically complete.

Here vec denotes the vectorization operation $\text{vec}: \mathbb{R}^{2 \times N_V} \rightarrow \mathbb{R}^{2N_V}$ which stacks $Q \in \mathbb{R}^{2 \times N_V}$ column by column. Moreover, δ_a^b denotes the Kronecker delta symbol, representing the Euclidean metric.

Remark 2.5. Notice that from an algebraic perspective, the matrix of components of the metric given in (2.7) is a symmetric positive definite rank-1 perturbation of the identity matrix. This fact simplifies tremendously the solution of linear systems with (2.7), which occur, e. g., when converting derivatives to gradients (covectors to vectors). For instance, the inverse of the metric coefficients matrix can be explicitly computed using the Sherman-Morrison formula, which results in the following representation of the inverse:

$$g^{ab} = \delta_a^b - \frac{1}{1 + \sum_{c=1}^{2N_V} \left(\frac{\partial f}{\partial(\text{vec } Q)^c} \right)^2} \frac{\partial f}{\partial(\text{vec } Q)^a} \frac{\partial f}{\partial(\text{vec } Q)^b}. \quad (2.8)$$

Alternatively, an iterative solution of linear systems with g_{ab} can be achieved in a matrix-free way by performing just two iterations of the conjugate gradient method.

We re-iterate that we will devise a new complete metric for $\mathcal{M}_+(\Delta; Q_{\text{ref}})$ in Section 3.3 which is more suitable for PDE-constrained shape optimization problems.

3. DISCRETE SHAPE OPTIMIZATION PROBLEMS

3.1. A MODEL PROBLEM

Throughout, we consider a two-dimensional model problem as in Etling et al., 2020. In continuous form it reads:

$$\text{Minimize } \int_{\Omega} y \, dx \quad \text{s. t.} \quad -\Delta y = r \text{ in } \Omega \quad \text{w.r.t.} \quad \Omega \subset \mathbb{R}^2. \quad (3.1)$$

The state y is subject to Dirichlet boundary conditions $y = 0$ on $\partial\Omega$ and the right-hand side function $r: \mathbb{R}^2 \rightarrow \mathbb{R}$ is given. To discretize it, we represent the unknown domain Ω by a mesh with coordinates $Q \in \mathcal{M}_+(\Delta; Q_{\text{ref}}) \subset \mathbb{R}^{2 \times N_V}$ and given oriented connectivity complex, as introduced in Definitions 2.1 and 2.2.

We refer to the domain covered by the mesh with vertex coordinates Q as Ω_Q . We discretize the PDE in (3.1) by the finite element method. To this end, let $S^1(\Omega_Q)$ denotes the finite element space of piecewise linear, globally continuous functions, defined over Ω_Q , and let $S_0^1(\Omega_Q)$ denote the subspace of functions with zero Dirichlet boundary conditions. The discrete version of (3.1) then becomes

$$\begin{aligned} &\text{Minimize } \int_{\Omega_Q} y \, dx \quad \text{w.r.t.} \quad Q \in \mathcal{M}_+(\Delta; Q_{\text{ref}}), \, y \in S_0^1(\Omega_Q) \\ &\text{s. t.} \quad \int_{\Omega_Q} \nabla y \cdot \nabla v \, dx = \int_{\Omega_Q} r v \, dx \quad \text{for all } v \in S_0^1(\Omega_Q). \end{aligned} \quad (3.2)$$

3.2. A FIRST GLIMPSE AT THE NON-EXISTENCE OF SOLUTIONS

There is a major difference between the continuous and discrete shape optimization problems (3.1) and (3.2). In the former, smooth and bijective reparametrizations of the domain Ω which preserve the

boundary do not change the solution of the state equation, nor the value of the objective. By contrast, the finite element solution of the state equation in the discretized case depends on the positions of *all* vertices, boundary and interior. Moreover, degenerate meshes usually lead to unrealistically small objective values, whose infimal value is not attained within $\mathcal{M}_+(\Delta; Q_{\text{ref}})$

Let us illustrate this for the simplest possible case. Consider the reference mesh Q_{ref} covering $[-1, 1]^2$ shown in Figure 3.1a. The nodal positions are recorded in $Q = [q_1, q_2, q_3, q_4, q_5] \in \mathbb{R}^{2 \times 5}$. For this experiment, we can even keep the boundary of the shape fixed so that the only remaining unknown is the position of the interior vertex, q_5 . It is obvious that $Q \in \mathcal{M}_+(\Delta; Q_{\text{ref}})$ holds if and only if $q_5 \in (-1, 1)^2$. This leads us to consider the following discrete problem as a particular case of (3.2),

$$\begin{aligned} \text{Minimize} \quad & \int_{\Omega_Q} y \, dx \quad \text{w.r.t.} \quad q_5 \in (-1, 1)^2, \, y \in S_0^1(\Omega_Q) \\ \text{s. t.} \quad & \int_{\Omega_Q} \nabla y \cdot \nabla v \, dx = \int_{\Omega_Q} r v \, dx \quad \text{for all } v \in S_0^1(\Omega_Q). \end{aligned} \quad (3.3)$$

For this initial experiment, we fix $r \equiv 1$. We emphasize that in this scenario, no quadrature error occurs even for the simplest quadrature formula with one evaluation at each cell center.

Figure 3.1b shows the value of the discrete objective as a function of q_5 . It can be observed that the objective takes values arbitrarily close to zero when q_5 approaches the boundary of Ω_Q . To confirm this, consider for instance $q_5 = (0, 1 - \varepsilon)^\top$ with a small $\varepsilon > 0$. It can be easily verified that in this case the linear system representing the PDE in (3.2) reads $Ky = b$ with stiffness matrix $K = \text{blkdiag}(1, 1, 1, 1, 4 + 1/\varepsilon)$ and load vector $b = (0, 0, 0, 0, 4/3)^\top$. Consequently, the nodal solution vector $y \searrow 0 \in \mathbb{R}^5$ as $\varepsilon \searrow 0$, and thus the value of the objective approaches zero as well. Similar considerations apply when q_5 is anywhere else near the boundary. Since a location of q_5 exactly on the boundary results in a degenerate mesh with $Q \notin \mathcal{M}_+(\Delta; Q_{\text{ref}})$, we conclude that the simple problem (3.3) does not have a solution in $\mathcal{M}_+(\Delta; Q_{\text{ref}})$. This is in contrast to the continuous problem. In the continuous setting, due to the fixed boundary, there is no shape to be optimized. The solution to the state equation on $\Omega = (-1, 1)^2$ can be found, e. g., in Elman, Silvester, Wathen, 2014, Ex. 1.1.1, p.10 and the corresponding value of the objective is approximately 0.5622.

We will later consider in Section 5.2 more realistic meshes, a different right-hand side function r and, of course, impose no constraints fixing the boundary. However, even this preliminary experiment (3.3) illustrates two fundamental difficulties with discretized shape optimization problems in which the nodal positions serve as the optimization variables. First, they do not, in general, possess a solution, even if the objective is bounded below. Second, poor approximations of the state variable can give rise to unreasonably small objective values. Both observations are related to nearly degenerate finite element meshes. It is therefore of paramount importance that formulations and solvers for discretized shape optimization problems maintain control over the mesh quality. Precisely that is the purpose of the penalty function devised in the following subsection.

3.3. A NEW PENALTY FUNCTION AND COMPLETE METRIC

This section proposes a modification of discrete shape optimization problems over the manifold $\mathcal{M}_+(\Delta; Q_{\text{ref}})$ of planar triangular meshes. The modification consists in the addition of a penalty

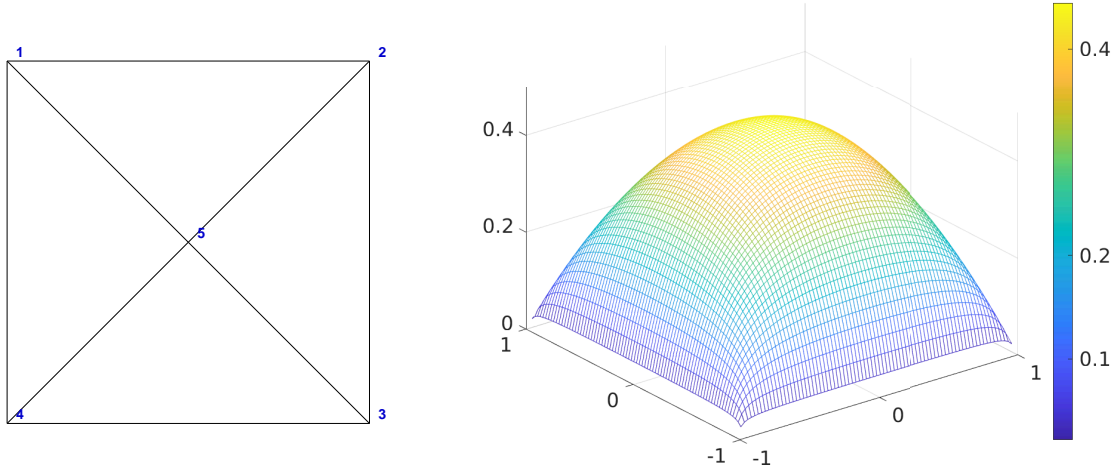
(a) Illustration of the reference mesh Q_{ref} (b) Objective as a function of the nodal position q_5

Figure 3.1.: Reference mesh and objective function for problem (3.3).

function φ , which renders the resulting problem well-posed in the sense that the existence of a globally optimal solution can be proved. To the best of the authors' knowledge, we are not aware of existence results for discretized shape optimization problems (in which the vertex positions serve as optimization variables) in the literature.

For the sake of concreteness, we come back to the model problem (3.2). With a penalty term φ — to be specified below — added, it reads

$$\begin{aligned} & \text{Minimize} \quad \int_{\Omega_Q} y \, dx + \varphi(Q; Q_{\text{ref}}) \quad \text{w.r.t.} \quad Q \in \mathcal{M}_+(\Delta; Q_{\text{ref}}), \, y \in S_0^1(\Omega_Q) \\ & \text{s. t.} \quad \int_{\Omega_Q} \nabla y \cdot \nabla v \, dx = \int_{\Omega_Q} r v \, dx \quad \text{for all } v \in S_0^1(\Omega_Q). \end{aligned} \quad (3.4)$$

To motivate our choice of penalization, we present a result which guarantees the existence of solutions to an abstract optimization problem in metric spaces.

Proposition 3.1. *Suppose that X is a metric space and $\varphi: X \rightarrow \mathbb{R}$ a proper function. Moreover, assume that φ is bounded from below and lower semi-continuous. Then the problem*

$$\text{Minimize} \quad \varphi(x) \quad \text{w.r.t.} \quad x \in X \quad (3.5)$$

has at least one globally optimal solution.

Proof. Let us denote by φ_0 a lower bound for φ . We consider a minimizing sequence $\{x^n\} \subset X$, i. e., $\varphi(x^n) \searrow \inf\{\varphi(x) \mid x \in X\}$ holds, which implies that the sequence $\{\varphi(x^n)\} \subset \mathbb{R}$ is bounded. Thus, there exists a constant $K < \infty$ such that $\varphi(x^n) \in [\varphi_0, K]$ holds for all $n \in \mathbb{N}$. Since the interval $[\varphi_0, K]$

is compact in \mathbb{R} and thanks to the properness of φ , we know that the set $\varphi^{-1}([\varphi_0, K])$ is compact in X . Since X is a metric space, compactness is equivalent to sequential compactness, which in turn implies that we can extract a convergent subsequence from $\{x^n\} \subset \varphi^{-1}([\varphi_0, K])$, still denoted by $\{x^n\}$. Thanks to the lower semi-continuity of φ and the uniqueness of the limit for $\{\varphi(x^n)\}$, we obtain the result. \square

Indeed, [Proposition 3.1](#) is a particular case of a classical result in which one assumes φ to have at least one non-empty and compact sublevel set. We formulate a simple corollary tailored to problems of the form (3.4):

Corollary 3.2. *Let X and φ be as in [Proposition 3.1](#). Moreover, suppose that $j: X \rightarrow \mathbb{R} \cup \{\infty\}$ is also bounded from below, lower semi-continuous and not identically equal to ∞ . Then the problem*

$$\text{Minimize } j(x) + \varphi(x) \quad \text{w.r.t. } x \in X \quad (3.6)$$

has at least one globally optimal solution.

In what follows, j will play the role of the reduced shape functional such as $\int_{\Omega_Q} y \, dx$ in (3.4), while φ denotes the penalty function. [Corollary 3.2](#) suggests to define the latter so that it is proper on $\mathcal{M}_+(\Delta; Q_{\text{ref}})$. Recall, moreover, that the definition of a complete metric on $\mathcal{M}_+(\Delta; Q_{\text{ref}})$ also relies on a proper function. Therefore, φ can serve both purposes at the same time. We thus require the penalty function φ to satisfy the following conditions:

- (a) $\varphi: \mathcal{M}_+(\Delta; Q_{\text{ref}}) \rightarrow \mathbb{R}$ is proper.
- (b) $\varphi: \mathcal{M}_+(\Delta; Q_{\text{ref}}) \rightarrow \mathbb{R}$ is bounded from below.
- (c) φ is of class C^3 .

Moreover, it is desirable for the purpose of shape optimization that φ satisfies the following additional properties:

- (d) φ is invariant under rigid body motions (translations and rotations).
- (e) φ is invariant under uniform mesh refinements.

[Conditions \(a\)](#) and [\(b\)](#) can be used to show the existence of solutions to optimization problems such as (3.6). [Condition \(c\)](#) is required for an augmentation function to define a complete metric as in [Theorem 2.4](#). By [condition \(d\)](#) we mean the following: Suppose that $T: \mathbb{R}^2 \rightarrow \mathbb{R}^2$ is defined by $T(x) = Rx + b$ with $R \in \text{SO}(2)$ and $b \in \mathbb{R}^2$. Extend R and T to $\mathbb{R}^{2 \times N_V}$, operating column by column. Then we ask that $\varphi(Q; Q_{\text{ref}}) = \varphi(TQ; TQ_{\text{ref}})$ holds. Finally, [condition \(e\)](#) is motivated by applications in PDE-constrained shape optimization. When every edge of the mesh is bisected and thus every triangle split into four congruent ones, the value of the shape optimization objective j will remain nearly the same (up to an improvement in the discretization error), and we wish the same to be true for the penalty function φ .

We mention that the augmentation function f given in (2.6), which served as the basis of a complete Riemannian metric on $\mathcal{M}_+(\Delta)$ in Herzog, Loayza-Romero, 2020, already satisfies conditions (a) to (d). However it does not satisfy condition (e). This motivates us to consider the following function φ as an alternative, which satisfies all of the conditions (a) to (e). Its construction is based on a well-known triangle quality measure

$$\frac{(E^0)^2 + (E^1)^2 + (E^2)^2}{4\sqrt{3}A} \quad (3.7)$$

for the cells in a finite element mesh, first introduced in Bhatia, Lawrence, 1990; see also Shewchuk, 2002, Tab. 6, Row 4. Here E^ℓ ($\ell = 0, 1, 2$) denotes the lengths of the edges, and A refers to the area of a triangular cell.

Our proposal for φ inherits the terms involving the coefficients β_2 and β_3 from f in (2.6). However, the β_1 -term, which penalizes small heights and serves to avoid interior self-intersections, is replaced now by a term involving the triangle quality measure. Since the latter does not take into account the absolute size of a triangle but only its shape, we also add a term which avoids the total area of the mesh going to zero. Exterior self-intersections, on the other hand, are avoided by a term which agrees with the β_2 -term in (2.6).

Definition 3.3. Suppose that Δ and Q_{ref} are as in Definition 2.2. Denote by V_∂ the set of the boundary 0-faces and by E_∂ the set of boundary 1-faces. Their cardinalities are denoted by $\#V_\partial$ and $\#E_\partial$, respectively. Suppose that the 2-faces in Δ are numbered from 1 to N_T and that the k -th triangle has vertices i_0^k, i_1^k, i_2^k . For parameters $\alpha_j \geq 0$, for $j = 1, 2, 3, 4$, define $\varphi: \mathcal{M}_+(\Delta; Q_{ref}) \rightarrow \mathbb{R}$ as

$$\begin{aligned} \varphi(Q; Q_{ref}) := & \sum_{k=1}^{N_T} \frac{1}{N_T} \frac{\alpha_1}{\psi_Q(i_0^k, i_1^k, i_2^k)} + \frac{\alpha_2}{\sum_{k=1}^{N_T} A_Q(i_0^k, i_1^k, i_2^k)} \\ & + \sum_{[j_0, j_1] \in E_\partial} \sum_{\substack{i_0 \in V_\partial \\ i_0 \neq j_0, j_1}} \frac{1}{\#E_\partial \#V_\partial} \frac{\alpha_3}{D_Q^\mu(i_0; [j_0, j_1])} + \frac{\alpha_4}{2} \|Q - Q_{ref}\|_F^2 \end{aligned} \quad (3.8)$$

with

$$\frac{1}{\psi_Q(i_0, i_1, i_2)} := \frac{(E_Q^0(i_0, i_1, i_2))^2 + (E_Q^1(i_0, i_1, i_2))^2 + (E_Q^2(i_0, i_1, i_2))^2}{4\sqrt{3} A_Q(i_0, i_1, i_2)}. \quad (3.9)$$

Recall that the regularized distance from a vertex to an edge D_Q^μ was defined in (2.5), the edge lengths E_Q^ℓ are given in (2.4), the signed area A_Q can be found in (2.2) and $\|\cdot\|_F$ is the Frobenius norm.

It is not difficult to see that φ satisfies conditions (b) to (e). More details are provided in the following, where we also compare φ to the proper function f from (2.6) devised in Herzog, Loayza-Romero, 2020. A proof of the properness of φ , i. e., of condition (a), will follow in Theorem 3.5.

- For any triangle, the function $1/\psi_Q$ is bounded below by 1, and this bound is attained if and only if the triangle is equilateral. This is due to the so-called Weitzenböck inequality; see Alsina, Nelsen, 2008. Obviously, using this function as a penalty encourages minimizing meshes whose 2-faces are as equilateral as possible. Since the terms D_Q^μ , A_Q and $\|\cdot\|_F$ are always non-negative, φ is bounded from below, i. e., it satisfies condition (b).

- φ is also clearly smooth on $\mathcal{M}_+(\Delta; Q_{\text{ref}})$ and thus satisfies [condition \(c\)](#).
- The invariance of φ under rigid body motions, i. e., [condition \(d\)](#), follows directly from its definition.
- The scaling by $N_T, \#E_\partial, \#V_\partial$ is chosen so as to achieve invariance of φ under uniform mesh refinement, see [condition \(e\)](#) above.
- The term associated with α_2 penalizes small total areas of the entire mesh. Even in the continuous case, the inclusion of such a term into the objective makes sense in order to avoid domains shrinking to a point becoming optimal.

In order to prove that φ is a proper function on $\mathcal{M}_+(\Delta; Q_{\text{ref}})$, the following result is essential. It shows that on any non-empty sublevel set of φ , the edge lengths E_Q^ℓ and the reciprocals of the heights $1/h_Q^\ell$ are uniformly bounded, independently of the vertex positions $Q \in \mathcal{M}_+(\Delta; Q_{\text{ref}})$.

Proposition 3.4. *Suppose that Δ and Q_{ref} are as in [Definition 2.2](#). Consider φ defined in (3.8) with $\alpha_j > 0$, $j = 1, \dots, 4$. Let \mathcal{N}_b be a non-empty sublevel set of φ , i. e.,*

$$\mathcal{N}_b := \{Q \in \mathcal{M}_+(\Delta; Q_{\text{ref}}) \mid \varphi(Q; Q_{\text{ref}}) \leq b\} = \varphi(\cdot; Q_{\text{ref}})^{-1}((-\infty, b]). \quad (3.10)$$

Then there exist constants $c, C, D > 0$ such that the edge lengths and heights satisfy

$$c \leq E_Q^\ell(i_0^k, i_1^k, i_2^k) \leq C, \quad (3.11)$$

$$\frac{1}{h_Q^\ell(i_0^k, i_1^k, i_2^k)} \leq D \quad (3.12)$$

for all $Q \in \mathcal{N}_b$, all $k = 1, \dots, N_T$ and all $\ell = 0, 1, 2$. The constants c, C, D are independent k and ℓ .

The proof of [Proposition 3.4](#) builds on the fact that Δ is a connectivity complex in the sense of [Definition 2.1](#), and in particular it uses the 2-path connectedness of Δ . We encourage the reader to check the proof in [Appendix A](#) for details.

Now, we are ready to prove the properness of φ from (3.8), by relating it to the function f given in (2.6), for which properness has already been proved; see [Theorem 2.4](#).

Theorem 3.5. *Suppose that Δ and Q_{ref} are as in [Definition 2.2](#). Consider the functions f from (2.6) and φ from (3.8) with all coefficients β_j and α_j strictly positive. Then for any sublevel set \mathcal{N}_b of φ as in (3.10), there exists a constant $B > 0$ such that $\mathcal{N}_b \subset f(\cdot; Q_{\text{ref}})^{-1}([0, B])$. Therefore, φ is proper.*

Proof. Let us consider vertex positions $Q \in \mathcal{N}_b$. From [Proposition 3.4](#) and the definition of φ , we obtain

the following estimates:

$$\begin{aligned} \sum_{k=1}^{N_T} \sum_{\ell=0}^2 \frac{1}{h_{Q^n}^\ell(i_0^k, i_1^k, i_2^k)} &\leq \frac{3N_T D}{\alpha_1}, \\ \sum_{[j_0, j_1] \in E_\partial} \sum_{\substack{i_0 \in V_\partial \\ i_0 \neq j_0, j_1}} \frac{1}{D_{Q^n}^\mu(i_0; [j_0, j_1])} &\leq \frac{b \#E_\partial \#V_\partial}{\alpha_3}, \\ \frac{1}{2} \|Q^n - Q_{\text{ref}}\|_F^2 &\leq \frac{b}{\alpha_4}. \end{aligned}$$

Recalling the definition of f from (2.6), we also have

$$f(Q; Q_{\text{ref}}) \leq 3N_T D \frac{\beta_1}{\alpha_1} + b \#E_\partial \#V_\partial \frac{\beta_2}{\alpha_3} + b \frac{\beta_3}{\alpha_4} =: B.$$

Since $Q \in \mathcal{N}_b \subset \mathcal{M}_+(\Delta; Q_{\text{ref}})$ holds, we also know $f(Q; Q_{\text{ref}}) \geq 0$, which in turn implies $Q \in f(\cdot; Q_{\text{ref}})^{-1}([0, B])$.

To show the properness of φ , consider any compact subset K of \mathbb{R} . We need to verify that $\varphi(\cdot; Q_{\text{ref}})^{-1}(K)$ is compact in $\mathcal{M}_+(\Delta; Q_{\text{ref}})$. In case $\varphi(\cdot; Q_{\text{ref}})^{-1}(K)$ is empty, nothing is to be shown. Otherwise, we can find an interval $(-\infty, b]$ such that $\varphi(\cdot; Q_{\text{ref}})^{-1}(K) \subset \mathcal{N}_b = \varphi(\cdot; Q_{\text{ref}})^{-1}((-\infty, b])$ holds. In the rest of the proof we are going to show that \mathcal{N}_b is compact. Since φ is continuous on $\mathcal{M}_+(\Delta; Q_{\text{ref}})$, this then implies that $\varphi(\cdot; Q_{\text{ref}})^{-1}(K)$ is a closed subset of a compact set, and thus also compact.

Let us now prove that \mathcal{N}_b is compact in $\mathcal{M}_+(\Delta; Q_{\text{ref}})$. Since the latter is a metric space (endowed here with the Euclidean metric of $\mathbb{R}^{2 \times N_V}$), compactness is equivalent to sequential compactness. Hence, we consider a sequence $\{Q^n\} \subset \mathcal{N}_b$. Thanks to the first part of the proof, Q^n also belongs to $f(\cdot; Q_{\text{ref}})^{-1}([0, B])$. Owing to the properness of f (Theorem 2.4), we know that $f(\cdot; Q_{\text{ref}})^{-1}([0, B])$ is sequentially compact. Therefore, we can extract from $\{Q^n\}$ a subsequence, denoted again by $\{Q^n\}$, which converges to some Q^* in $\mathcal{M}_+(\Delta; Q_{\text{ref}})$. Thanks to the continuity of φ on $\mathcal{M}_+(\Delta; Q_{\text{ref}})$, $Q^* \in \mathcal{N}_b$ holds, which shows the desired sequential compactness of \mathcal{N}_b . \square

Remark 3.6. Similar to Herzog, Loayza-Romero, 2020, Rem. 4.13, we can add C^3 cut-off functions to various terms in φ while maintaining the properness of the function. For instance, Theorem 3.5 remains true when the function φ given in (3.8) is replaced by

$$\begin{aligned} \varphi(Q; Q_{\text{ref}}) &:= \sum_{k=1}^{N_T} \frac{1}{N_T} \frac{\alpha_1}{\psi_Q(i_0^k, i_1^k, i_2^k)} + \frac{\alpha_2}{\sum_{k=1}^{N_T} A_Q(i_0^k, i_1^k, i_2^k)} \\ &\quad + \sum_{[j_0, j_1] \in E_\partial} \sum_{\substack{i_0 \in V_\partial \\ i_0 \neq j_0, j_1}} \frac{\alpha_3}{\#E_\partial \#V_\partial} \chi\left(\frac{1}{D_Q^\mu(i_0; [j_0, j_1])}\right) + \frac{\alpha_4}{2} \|Q - Q_{\text{ref}}\|_F^2. \end{aligned} \quad (3.13)$$

Here χ is a cut-off function of class C^3 which satisfies $\chi(s) = 0$ on some interval $[0, \underline{s}]$ and $\chi = s$ for $s > \underline{s}$. Similar cut-off functions could be added to any of the three remaining terms in (3.13) as well.

The properness of φ guarantees the existence of solutions to the penalized discrete shape optimization model problem (3.4). The proof of this result is presented in Proposition 3.7 under the customary

assumption of a hold-all domain. We define the latter by requiring that all nodal positions belong to a certain box, i. e.,

$$D := \{Q = [q_1, \dots, q_{N_V}] \in \mathcal{M}_+(\Delta; Q_{\text{ref}}) \mid q_i \in [\underline{a}, \bar{a}] \times [\underline{b}, \bar{b}] \text{ for all } i = 1, \dots, N_V\} \quad (3.14)$$

for some constants $\underline{a} < \bar{a}$ and $\underline{b} < \bar{b}$. Notice that this implies that the mesh Ω_Q itself lies inside $[\underline{a}, \bar{a}] \times [\underline{b}, \bar{b}]$.

Proposition 3.7. *Let φ be as in (3.8) or (3.13) with $\alpha_j > 0$, $j = 1, \dots, 4$. Suppose, moreover, that Q_{ref} belongs to the hold-all D as in (3.14). Denote by $I_D(Q)$ the characteristic function of D . Finally, suppose that r belong to $L^\infty([\underline{a}, \bar{a}] \times [\underline{b}, \bar{b}])$. Then the problem*

$$\begin{aligned} & \text{Minimize} \quad \int_{\Omega_Q} y \, dx + I_D(Q) + \varphi(Q; Q_{\text{ref}}) \quad \text{w.r.t.} \quad Q \in \mathcal{M}_+(\Delta; Q_{\text{ref}}), \quad y \in S_0^1(\Omega_Q) \\ & \text{s. t.} \quad \int_{\Omega_Q} \nabla y \cdot \nabla v \, dx = \int_{\Omega_Q} r v \, dx \quad \text{for all } v \in S_0^1(\Omega_Q) \end{aligned} \quad (3.15)$$

has at least one globally optimal solution in $\mathcal{M}_+(\Delta; Q_{\text{ref}})$.

Proof. By virtue of Corollary 3.2 and Theorem 3.5 it is enough to show that the function $\int_{\Omega_Q} y \, dx + I_D(Q)$ is bounded from below, lower semi-continuous and not identically equal to ∞ . First we note that I_D is lower semi-continuous since D is closed in $\mathbb{R}^{2 \times N_V}$ and thus closed in $\mathcal{M}_+(\Delta; Q_{\text{ref}})$. On the other hand, the continuity of $\int_{\Omega_Q} y \, dx$ follows from the continuity of the mass matrix and the inverse of the stiffness matrix associated with the weak formulation of the partial differential equation, as a function of the vertex coordinates $Q \in \mathcal{M}_+(\Delta; Q_{\text{ref}})$. Notice, moreover, that j is everywhere finite on $\mathcal{M}_+(\Delta; Q_{\text{ref}})$ and I_D is not identically equal to ∞ since $Q_{\text{ref}} \in D$.

Thanks to the definition of the characteristic function, it remains to be proved that $\int_{\Omega_Q} y \, dx$ is bounded from below on D . Using $L^2(\Omega_Q) \subset L^1(\Omega_Q)$ and Poincaré's inequality, one can obtain the following estimate:

$$\int_{\Omega_Q} y \, dx \geq -\|y\|_{L^1(\Omega_Q)} \geq -|\Omega_Q|^{1/2} \|y\|_{L^2(\Omega_Q)} \geq -|\Omega_Q|^{1/2} \text{diam}(\Omega_Q) \|\nabla y\|_{L^2(\Omega_Q)}$$

where $|\Omega_Q|$ stands for the volume of Ω_Q and $\text{diam}(\Omega_Q)$ is the diameter of Ω_Q . From the weak formulation of the state equation and under similar arguments as before, it is easy to see that

$$\|\nabla y\|_{L^2(\Omega_Q)} \leq \|r\|_{L^\infty(B)} |\Omega_Q|^{1/2} \text{diam}(\Omega_Q)$$

where we abbreviate $B := [\underline{a}, \bar{a}] \times [\underline{b}, \bar{b}]$. Altogether this implies that

$$\int_{\Omega_Q} y \, dx \geq -\|r\|_{L^\infty(B)} |\Omega_Q| \text{diam}(\Omega_Q)^2.$$

Moreover, it is easy to see that $Q \in D$ implies $\Omega_Q \subset B$, thus vining

$$\int_{\Omega_Q} y \, dx \geq -\|r\|_{L^\infty(B)} |B| \text{diam}(B)^2,$$

which concludes the proof. \square

Remark 3.8. Depending on the specific form of the objective j , it may be possible to obtain an existence result even with one or several of the coefficients α_j in (3.8) equal to zero. For instance, suppose that the $j: \mathcal{M}_+(\Delta; Q_{\text{ref}}) \rightarrow \mathbb{R}$ is such that there exists $A_0 > 0$ and $\varepsilon > 0$ for which $A_Q < A_0$ implies $j(Q) \geq j^* + \varepsilon$, where j^* is the infimum of j on $\mathcal{M}_+(\Delta; Q_{\text{ref}})$. Then, the second term in (3.8) can be omitted, i. e., α_2 can be chosen equal to zero.

Moreover, if the objective function $j(Q)$ is bounded below on $\mathcal{M}_+(\Delta; Q_{\text{ref}})$, such as a quadratic tracking-type or compliance-type objective, the existence of solutions follows from Corollary 3.2 and there is no need to impose a hold-all domain.

We now revisit example (3.3), which served as a counterexample to the existence of solution for discrete shape optimization problems in Section 3.2. With the penalty φ added, the existence of a solution now follows from Proposition 3.7. The definition of a hold-all is actually not required since the boundary is fixed. For the same reason, the boundary self-intersection term in φ is not necessary, i. e., α_3 can be set to zero. To confirm the existence of a solution for this simple example, Figure 3.2b shows a comparison of the objectives with and without penalization, the latter with parameters $\alpha_1 = 0.1$, $\alpha_2 = 0.01$, $\alpha_3 = 0$ and $\alpha_4 = 0.01$. As in Figure 3.1a, the right-hand side is chosen as $r \equiv 1$ in (3.1).

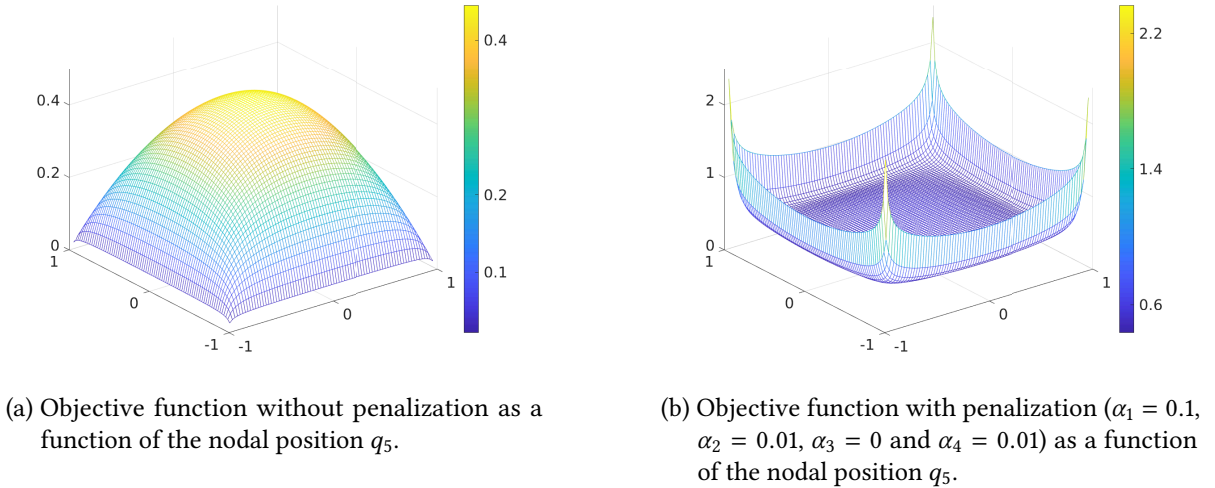


Figure 3.2.: Transformation of the unpenalized problem (3.3) lacking a solution (left) into a penalized problem which has a solution (right), using the penalty function φ .

We end this section by introducing the first-order necessary optimality conditions for the penalized model problem (3.4). A stationary point $Q^* \in \mathcal{M}_+(\Delta; Q_{\text{ref}})$ of $j + \varphi: \mathcal{M}_+(\Delta; Q_{\text{ref}}) \rightarrow \mathbb{R}$ is characterized by vanishing directional derivatives, i. e.,

$$d_Q[j + \varphi][Q^*][V] = 0 \quad \text{for all } V \in \mathcal{T}_{Q^*}\mathcal{M}_+(\Delta; Q_{\text{ref}}), \quad (3.16)$$

where $\mathcal{T}_{Q^*}\mathcal{M}_+(\Delta; Q_{\text{ref}})$ denotes the tangent space to $\mathcal{M}_+(\Delta; Q_{\text{ref}})$ at Q^* , which here agrees with $\mathbb{R}^{2 \times N_V}$. Using any Riemannian metric $(\cdot, \cdot)_{Q^*}$ on $\mathcal{M}_+(\Delta; Q_{\text{ref}})$, we can define the gradient via

$$(\text{grad}[j + \varphi], V)_{Q^*} = d_Q[j + \varphi][Q^*][V] \quad \text{for all } V \in \mathcal{T}_{Q^*}\mathcal{M}_+(\Delta; Q_{\text{ref}}) \quad (3.17)$$

and, equivalently to (3.16), write

$$\text{grad}[j + \varphi](Q^*) = 0. \quad (3.18)$$

For the model problem (3.4) at hand, the derivative $d_Q j$ can be characterized using the adjoint equation. This leads to the following formulation of the first-order necessary optimality conditions.

Proposition 3.9. *Let Q be a locally optimal solution to (3.4) with associated state y . Then, there exists a unique adjoint state $p \in S_0^1(\Omega)$ such that the following system of equations is satisfied:*

$$\int_{\Omega_Q} \nabla y \cdot \nabla e_a \, dx - \int_{\Omega_Q} r e_a \, dx = 0 \quad \text{for all } a = 1, \dots, N_V, \quad (3.19a)$$

$$\int_{\Omega_Q} \nabla p \cdot \nabla e_b \, dx + \int_{\Omega_Q} e_b \, dx = 0 \quad \text{for all } b = 1, \dots, N_V, \quad (3.19b)$$

$$\begin{aligned} & \int_{\Omega_Q} y \, \text{div} \, V_i \, dx + \int_{\Omega_Q} (\nabla y)^T [\text{div} \, V_i - DV_i - DV_i^T] \nabla p \, dx \\ & - \int_{\Omega_Q} \text{div}(r V_i) p \, dx + \frac{\partial \varphi(Q)}{\partial \text{vec}(Q)_i} = 0 \quad \text{for all } i = 1, \dots, 2 N_V. \end{aligned} \quad (3.19c)$$

Here $\{e_a\}_{a=1}^{N_V}$ is the standard nodal finite element basis of $S_0^1(\Omega_Q)$. The vector fields V_i are defined as follows:

$$\begin{cases} V_i = (e_{(i+1)/2}, 0)^T & \text{if } i \text{ is odd,} \\ V_i = (0, e_{i/2})^T & \text{if } i \text{ is even.} \end{cases}$$

We refer to the individual equations in (3.19) as state, adjoint, and design equations, respectively. The proof of this proposition can be done via standard techniques and is omitted. We refer the reader to [Pironneau, 1984](#), Thm. 2, p.105 or [Souli, Zolesio, 1993](#), Sect. 4, p.192.

4. STEEPEST DESCENT METHOD ON $\mathcal{M}_+(\Delta; Q_{\text{REF}})$

In this section we briefly describe a general steepest descent method for the solution of the model problem (3.4) on $\mathcal{M}_+(\Delta; Q_{\text{ref}})$. The description of the method is kept generic since we wish to conduct numerical experiments for various choices of the Riemannian metric and the retraction later on in [Section 5](#). Clearly, higher-order optimization methods such as quasi-Newton or Newton methods are known to be advantageous with respect to their local convergence properties. However, a quasi-Newton method would require an implementation of the parallel transport or, more generally, a vector transport associated with the chosen retraction. By contrast, a Newton method would require the evaluation of the second-order covariant derivative of the penalized objective, Both of these topics are outside the scope of the present paper.

As already mentioned, there exists various possible choices of the Riemannian metrics and retractions, which we describe in what follows. The most obvious choice is to use the Euclidean metric, which is

Algorithm 1: General formulation of the steepest descent method on $\mathcal{M}_+(\Delta; Q_{\text{ref}})$ for (3.4).

Data: reference mesh $Q_{\text{ref}} \in \mathcal{M}_+(\Delta) \subset \mathbb{R}^{2 \times N_V}$ with oriented connectivity complex Δ

Data: maximum number of iterations N_{max}

Data: Riemannian metric $(\cdot, \cdot)_Q$ on $\mathcal{M}_+(\Delta; Q_{\text{ref}})$

Data: retraction retr_Q on $\mathcal{M}_+(\Delta; Q_{\text{ref}})$

Result: approximate stationary point of the problem (3.4) on $\mathcal{M}_+(\Delta; Q_{\text{ref}})$

```

1 while stopping criterion is not satisfied and  $n < N_{\text{max}}$  do
2   set  $Q_0 := Q_{\text{ref}}$  and  $n := 0$ 
3   compute the state  $y$  by solving (3.19a)
4   compute the adjoint state  $p$  by solving (3.19b)
5   evaluate the derivative  $d_Q[j + \varphi](Q^n) \in \mathcal{T}_{Q^n}^* \mathcal{M}_+(\Delta; Q_{\text{ref}})$  via the left-hand side of (3.19c)
6   find the negative gradient  $d^n \in \mathcal{T}_{Q^n} \mathcal{M}_+(\Delta; Q_{\text{ref}})$  by solving the linear system
      
$$(d^n, V)_{Q^n} = -d_Q[j + \varphi](Q^n)[V] \quad \text{for all } V \in \mathcal{T}_{Q^n} \mathcal{M}_+(\Delta; Q_{\text{ref}})$$

7   find a step size  $s_n$  via Armijo backtracking, satisfying
      
$$(j + \varphi)(\text{retr}_{Q^n}(s_n d^n)) \leq (j + \varphi)(Q^n) + \sigma s_n d_Q[j + \varphi](Q^n)[d^n] \quad (4.1)$$

8   update  $Q^{n+1} := \text{retr}_{Q^n}(s_n d^n)$ 
9   set  $n := n + 1$ 
10 end
11 return  $Q^{n+1} \in \mathcal{M}_+(\Delta; Q_{\text{ref}})$ , an approximate stationary point of  $j + \varphi$ 

```

possible because $\mathcal{M}_+(\Delta; Q_{\text{ref}})$ is an open sub-manifold of $\mathbb{R}^{2 \times N_V}$. In this metric, the conversion of the derivative d_Q to the gradient grad is trivial, and the geodesics are straight lines, i. e.,

$$\text{retr}_Q^{\text{euc}}(V) = Q + V \quad (4.2)$$

holds. As a drawback, this metric is not complete and one has to take extra care not to take too large line search steps, which would lead to degenerate meshes.

Another option, proposed for instance by [Schulz, Siebenborn, Welker, 2016](#), is to choose the Riemannian metric representing the bi-linear form associated with the Lamé system of linear elasticity. For a point $Q \in \mathcal{M}_+(\Delta; Q_{\text{ref}})$ and tangent vectors $V, \tilde{V} \in \mathcal{T}_Q \mathcal{M}_+(\Delta; Q_{\text{ref}}) = \mathbb{R}^{2 \times N_V}$, we represent this Riemannian metric as

$$(V, \tilde{V})_Q^{\text{elas}} := V^T \mathbb{K} \tilde{V} + \delta V^T \mathbb{M} \tilde{V}. \quad (4.3)$$

The matrix \mathbb{K} is the finite element stiffness matrix, for piecewise linear elements over the mesh defined by Q , associated with the linear elasticity operator

$$2\mu \int_{\Omega_Q} \varepsilon(\mathbf{u}) : \varepsilon(\mathbf{v}) \, dx + \lambda \int_{\Omega_Q} \text{trace}(\varepsilon(\mathbf{u})) \, \text{trace}(\varepsilon(\mathbf{v})) \, dx,$$

depending on the Lamé constants λ, μ . The parameter $\delta > 0$ is a damping parameter and it is required to ensure the metric is positive define, since we do not have a clamping boundary. Moreover, \mathbb{M} is the mass matrix.

Even though we do not provide a formal proof, it is relatively straightforward to see that (4.3) is indeed a Riemannian metric on $\mathcal{M}_+(\Delta; Q_{\text{ref}})$. With $\mu > 0$, $\lambda + \mu > 0$ and $\delta > 0$, it is symmetric and positive definite. Moreover, the metric coefficients vary smoothly along $\mathcal{M}_+(\Delta; Q_{\text{ref}})$. The latter can be verified by considering the *local stiffness and mass matrices* and noticing that only the transformation from the reference element to the world element depends on the node positions and it does so in a smooth manner since the connectivity remains fixed. In practice, the elasticity metric is usually combined with the Euclidean retraction (4.2), which may result again in a restriction of the sizes steps in order to avoid a degenerate mesh.

In this paper, we put particular emphasis on the use of a new Riemannian metric derived from the penalty function φ in (3.8). Since the latter is proper by [Theorem 3.5](#), the following result is a direct consequence of [Gordon, 1973](#), Thm. 1:

Proposition 4.1. *Suppose that $\alpha_j > 0$ holds, $j = 1, \dots, 4$. Then the manifold $\mathcal{M}_+(\Delta; Q_{\text{ref}})$, endowed with the Riemannian metric whose components (w.r.t. the vec chart) are given by*

$$g_{ab}^{\text{complete}} = \delta_a^b + \frac{\partial \varphi}{\partial (\text{vec } Q)^a} \frac{\partial \varphi}{\partial (\text{vec } Q)^b}, \quad a, b = 1, \dots, 2N_V, \quad (4.4)$$

is geodesically complete.

This new metric for discretized shape optimization problems compares as follows to the Euclidean and elasticity metrics recalled above. First, exploiting the fact that (4.4) is merely a rank-1 perturbation of the identity matrix, the solution of the linear system to obtain the respective gradient of the penalized objective from its derivative is very efficient; compare [Remark 2.5](#). Second, we can, in principle, follow the geodesic with respect to this metric in negative gradient direction in the Armijo line search procedure. In other words, we can use the exponential map as the retraction. Due to the completeness of the metric, no artificial restriction of the step sizes is then required in order to avoid degenerate meshes, i. e., in order to remain on $\mathcal{M}_+(\Delta; Q_{\text{ref}})$.

The exponential map $\exp_Q: \mathcal{T}_Q \mathcal{M}_+(\Delta; Q_{\text{ref}}) \rightarrow \mathcal{M}_+(\Delta; Q_{\text{ref}})$ at the point $Q \in \mathcal{M}_+(\Delta; Q_{\text{ref}})$ is defined as

$$V \mapsto \exp_Q V := \gamma_{Q,V}(1), \quad (4.5)$$

where $\gamma_{Q,V}(t)$ denotes the geodesic, starting at Q with initial velocity V , evaluated at time t . In spite of the simplicity of the metric (4.4), the geodesic equation must be solved numerically, e. g., as described in [Herzog, Loayza-Romero, 2020](#), Sect. 5. In practice, as confirmed by our experiments in [Section 5](#), this step in [alg. 1](#) is prohibitively expensive. However, even when combined with the Euclidean retraction, the new metric (4.4) performs very favorably in practice, at lower numerical cost than the elasticity metric.

5. NUMERICAL EXPERIMENTS

This section aims to compare the performance of different combinations of Riemannian metrics and retractions within the steepest descent method, given in [alg. 1](#), for the solution of a discretized,

PDE-constrained shape optimization problem. We stick to the model problem (3.4) with right-hand side $r(x_1, x_2) = 2.5(x_1 + 0.4 - x_2^2)^2 + x_1^2 + x_2^2 - 1$, as previously used in [Etling et al., 2020](#). As was observed in [Bartels, Wachsmuth, 2020](#), the main motivation for this choice is its simple interpretation of the expected solution. Recall that our goal is to minimize $\int_{\Omega_Q} y \, dx$ and notice that the sublevel set $\{x \in \mathbb{R}^2 \mid r(x) \leq 0\}$ is connected. Due to the maximum principle, we can therefore expect to find an optimal shape close to this sublevel set, at least in the continuous setting where a maximum principle is available. In the discrete setting, the maximum principle hinges upon the condition of non-obtuse triangles, which is not guaranteed a-priori. Indeed, we did find obtuse triangles in most of our experiments to occur. [Figure 5.1](#) shows a contour plot of r for comparison with the optimal shapes obtained.

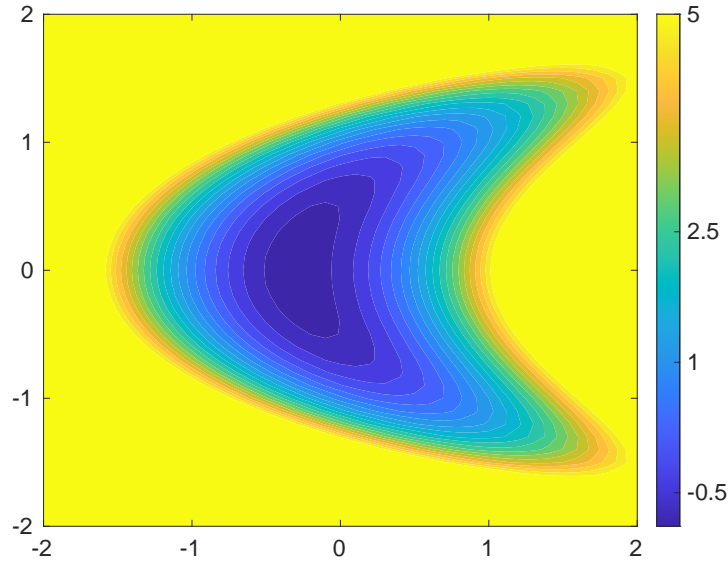


Figure 5.1.: Contour plot of r .

The variants we compare in what follows are termed Euclidean-Euclidean, Elasticity-Euclidean, Complete-Euclidean and Complete-Complete. The first component of the name refers to the metric used for the evaluation of the shape gradient; see (3.17). The three choices indicate the Euclidean metric, the elasticity metric (4.3) and the new complete metric (4.4). Their precise parameters are specified further below. The second component of the name refers to the choice of the retraction, which is either Euclidean (4.2) or the exponential map (4.5), evaluated via numerical integration as detailed in [Herzog, Loayza-Romero, 2020](#), Sect. 5.

This section is structured as follows. In [Section 5.1](#), we describe the implementation details used throughout the numerical experiments. Three experiments are then conducted to explore various points. First, we consider problem (3.4) without a penalty term in [Section 5.2](#). We confirm that, as expected, this problem then does not possess a solution. Consequently, this leads any gradient descent method, regardless of the metric employed, to ultimately produce degenerate meshes in the pursuit of smaller and smaller objective values. However, the variants Elasticity-Euclidean, and Complete-Complete still produce “good” iterates along the way, albeit at different iteration counts, while Euclidean-Euclidean breaks down early.

Our second experiment in [Section 5.3](#) targets the penalized problem, for which the existence of a solution

can be proved. It turns out that now, as expected, the gradient descent method finds this solution regardless of the metric chosen, yet at different iteration numbers. Computationally, we observe that the new metric, combined with the Euclidean retraction (Complete-Euclidean), outperforms Euclidean-Euclidean and also Elasticity-Euclidean for the problem under consideration.

The results thus far indicate that the typically ill-posed problem of minimizing a discrete shape optimization objective may be tackled either by early stopping or by the addition of a penalty term. The penalty approach may be criticized since it requires the user to make a somewhat arbitrary choice of parameters $\alpha_1, \alpha_2, \alpha_3, \alpha_4$. In our third experiment in [Section 5.4](#), we therefore revisit the first strategy and compare the two most promising candidates, Elasticity-Euclidean and Complete-Euclidean, using finer meshes than before. Once again, it turns out that the use of the new metric may maintain better-quality meshes and requires less time per iteration compared to the elasticity metric.

We found numerically that the hold-all domain assumption required for the proof of [Proposition 3.7](#) did not require to be enforced.

5.1. IMPLEMENTATION DETAILS

Our implementation is achieved in MATLAB, using the `initmesh` function of the PDE toolbox for the generation of all initial meshes and the code provided by [Koko, 2016b; a](#) to assemble the elasticity stiffness and mass matrices required for the elasticity metric (4.3). All experiments were performed on a computer with an Intel Core i7-7500 CPU with 2.7 GHz and 16GiB RAM.

Initialization of the Armijo Backtracking Procedure As already described in [alg. 1](#), we use Armijo's condition (4.1) in order to guarantee sufficient decreasing of the (penalized) objective function through a backtracking procedure. It is well-known that the steepest descent method is not scale invariant and therefore relies on a judicious choice of the initial line search step size. We use the technique presented in [Nocedal, Wright, 2006](#), p.59, i. e., the candidate for the initial step size in iteration n is given by

$$\bar{s}_n = s_{n-1} \frac{d_Q[j + \varphi](Q^{n-1})[d^{n-1}]}{d_Q[j + \varphi](Q^n)[d^n]}.$$

This candidate step size gets overwritten in the initial iteration or when \bar{s}_n becomes too small. We use the rule

$$s_n^{\text{initial}} = \begin{cases} \frac{1}{\|d^n\|_{Q^n}} & \text{if } n = 0 \text{ or } \bar{s}_n \|d^n\|_{Q^n} < 10^{-4}, \\ \bar{s}_n & \text{otherwise} \end{cases} \quad (5.1)$$

for this purpose. Should a trial step size fail to satisfy the Armijo condition (4.1), we repeatedly multiply it by a factor $\tau \in (0, 1)$ specified further below.

We recall that some of the variants of the algorithm involve the Euclidean retractions (4.2). In this case, mesh vertices move independently of each other and thus extra care needs to be taken regarding the trial step sizes in order to avoid degenerate meshes. We proceed as follows. When the Euclidean retraction is used, we deliberately fail the Armijo condition (4.1) for the trial step size s as long as

the distance a vertex would travel is relatively large compared to the heights of any of its incident triangles. More precisely, we fail the Armijo condition as long as

$$s \|d_{i_\ell^k}\|_2 \geq 0.5 h_Q^\ell(i_0^k, i_1^k, i_2^k) \quad \text{for any } k = 1, \dots, N_T \text{ and any } \ell = 0, 1, 2 \quad (5.2)$$

holds. Here $\|d_{i_\ell^k}\|_2$ denotes the Euclidean norm of the subvector of the negative gradient direction d pertaining to the ℓ -th vertex of the k -th triangle, and h_Q^ℓ is the corresponding height, see (2.3). (For the purpose of readability, we temporarily dropped the iteration index n here.)

Armijo Backtracking with the Exponential Map In the experiment in Section 5.2, we use Complete-Complete as one of the variants of alg. 1. As opposed to all other variants using the Euclidean retraction, the geodesic equation with respect to the metric (4.4) must be integrated numerically, which is expected to be expensive. In order to avoid repeated evaluations of the geodesic in case the Armijo condition (4.1) happens to fail for the initial trial step size, we make use of the re-scaling lemma; see, e. g., Lee, 2011, Lem. 5.18, p.127. In our context, this lemma states that for every initial data $Q \in \mathcal{M}_+(\Delta; Q_{\text{ref}})$ and $d \in \mathcal{T}_Q \mathcal{M}_+(\Delta; Q_{\text{ref}})$, trial step size and backtracking parameter $\tau > 0$, we have $\gamma_{Q, \tau s d}(1) = \gamma_{Q, s d}(\tau)$. When integrating the initial trial geodesic with velocity $s^{\text{initial}} d$ until $t = 1$, our implementation of the numerical integrator thus stores the values at $t \in \{\tau, \tau^2, \dots\}$. This can be conveniently achieved by setting $\tau = 0.5$ and using a number of time steps divisible by a sufficiently large power of 2.

Parameter Choices We keep the following parameters fixed for all experiments. For the Armijo line search, we use the acceptance and backtracking parameters $\sigma = 10^{-4}$ and $\tau = 0.5$. The linear elasticity metric given in (4.3) uses Lamé constants given by

$$\mu = \frac{E}{2(1+\nu)}, \quad \lambda = \frac{E\nu}{(1+\nu)(1-2\nu)}, \quad \delta = 0.2 E, \quad (5.3)$$

with Young's modulus $E = 1$ and Poisson ratio $\nu = 0.4$.

As a measure of the quality of the meshes generated, we monitor the function

$$\Theta(Q) = \sum_{k=1}^{N_T} \frac{1}{N_T} \frac{1}{\psi_Q(i_0^k, i_1^k, i_2^k)}, \quad (5.4)$$

which is part of the penalty function's definition (3.8), where $1/\psi$ is given by (3.9). We remind the reader that $\Theta(Q) \geq 1$ holds, and 1 constitutes the best value while bad quality meshes correspond to large values of Θ .

We also recall that the penalty function φ serves two purposes: its addition to the objective renders the penalized problem well-posed, and it forms the basis for the complete metric (4.4). For flexibility, we allow two different sets of parameters α_j , $j = 1, \dots, 4$ for both occurrences. They are denoted as $\alpha_j^{\text{penalty}}$ and α_j^{metric} , respectively. For the problem under consideration, we do not run the risk of exterior self-intersections so we set $\alpha_3^{\text{penalty}} = \alpha_3^{\text{metric}} = 0$ for all experiments. This can be justified using a thresholding function as in Remark 3.6. The remaining parameters are specified in each of the following sections as needed.

Derivative-Gradient Transformation The evaluation of the gradient (3.17) requires the solution of a linear system whenever the metric is not the Euclidean one. In case of the linear elasticity metric (4.3), we assemble the stiffness and mass matrices using the code provided by Koko, 2016b; a. The subsequent solve of the linear system was achieved using the default sparse direct solver of MATLAB. For the moderate size of the experiments conducted, a more sophisticated strategy such as a geometric multigrid method does not pay off.

In case of the complete metric (4.4), we exploit the fact that the associated matrix is a rank-1 perturbation of the identity matrix. We therefore solve the linear system (3.17) using two iterations of the conjugate gradient method without preconditioning, which is sufficient for convergence; see e. g., Elman, Silvester, Wathen, 2014, eq. (2.11), p.76. Our implementation is matrix-free, i. e., we provide only matrix-vector products. The most expensive part of this process is the evaluation of the first-order derivatives of the penalty function φ .

Definition of Unsuccessful Experiments As a precautionary measure, we keep track of several indicators during the iteration of the gradient descent method alg. 1. In particular, we verify that each search direction d^n is indeed a descent direction, i. e., $d_{Q^n}[j + \varphi](Q^n)[d^n] < 0$ holds. Moreover, we make sure that the signed areas (2.2) of all triangles remain positive for all iterates, which is a requirement for them to belong to the manifold $\mathcal{M}_+(\Delta; Q_{\text{ref}})$. As expected, these indicators were never found to be violated.

It can happen, however, that a close-to-degenerate mesh enforces very small trial step sizes due to (5.2) when the Euclidean retraction is used. Indeed, we declare a gradient descent run unsuccessful and stop as soon as a trial step size becomes smaller than 10^{-6} .

Stopping Criteria Choosing a stopping criterion is a delicate task. This is especially true in case of the unpenalized problem, which may not possess solutions, and early stopping (before the norm of the gradient becomes too small) becomes essential. Since the attempt to approximate the infimum results in degenerate meshes, using any criterion involving the value of the objective alone will also not be suitable. As a compromise, we therefore settle on a fixed number of iterations for the experiments in Sections 5.2 and 5.4, which concern the unpenalized problem.

For the penalized problem in Section 5.3, which does have a solution, we can use a more classic approach. Since we compare different metrics, which entail different ways to measure the norm of the gradient, the gradient norm does not allow a fair comparison. We therefore resort to measuring the absolute change of the values of the penalized objective function over a span of 5 past iterations, and use it as an stopping criterion. This results in stopping as soon as

$$\max_{m=1,\dots,5} \{(j + \varphi)(Q^{n-m}) - (j + \varphi)(Q^n)\} < \text{tol.} \quad (5.5)$$

This is motivated by a condition proposed in Laurain, 2018, Sec. 6.15, p.1324.

5.2. EXPERIMENT 1: LACK OF SOLUTIONS FOR THE UNPENALIZED PROBLEM

As was argued in [Section 3.2](#), discretized shape optimization problems in which the vertex positions serve as optimization variables can not expected to possess a solution. Here we confirm this observation for our model problem (3.4) without a penalty, i. e., we set $\alpha_j^{\text{penalty}} = 0$ for all $j = 1, 2, 3, 4$.

Consequently, this leads any gradient descent method, regardless of the metric employed, to ultimately produce degenerate meshes in the pursuit of smaller and smaller objective values. We also trace back the specific nature of the degeneracy observed to an exploitation of the quadrature formula for the problem at hand.

We compare the variants Euclidean-Euclidean, Elasticity-Euclidean, and Complete-Complete. For the latter, we use the parameters $\alpha_1^{\text{metric}} = 10$, $\alpha_2^{\text{metric}} = 1$, $\alpha_3^{\text{metric}} = 0$ and $\alpha_4^{\text{metric}} = 0.01$. The initial mesh for this first experiment is a coarse triangulation of the unit disc containing $N_V = 77$ vertices and $N_T = 128$ triangles. The results are shown in [Figure 5.2](#) and [Table 5.1](#). The Euclidean-Euclidean variant breaks down in iteration 60 with too small a trial step size and a disastrous value of the mesh quality measure Θ and it is thus evaluated as an unsuccessful experiment. By contrast, the Elasticity-Euclidean and Complete-Complete variants produce meshes of comparable quality and similarly small values of the objective at iteration counts 150 and 15, respectively. As expected, both enter a phase of producing increasingly degenerate meshes afterwards before being stopped at iteration 1000. However, we observe that the deterioration of the mesh quality is more pronounced for the Elasticity-Euclidean variant.

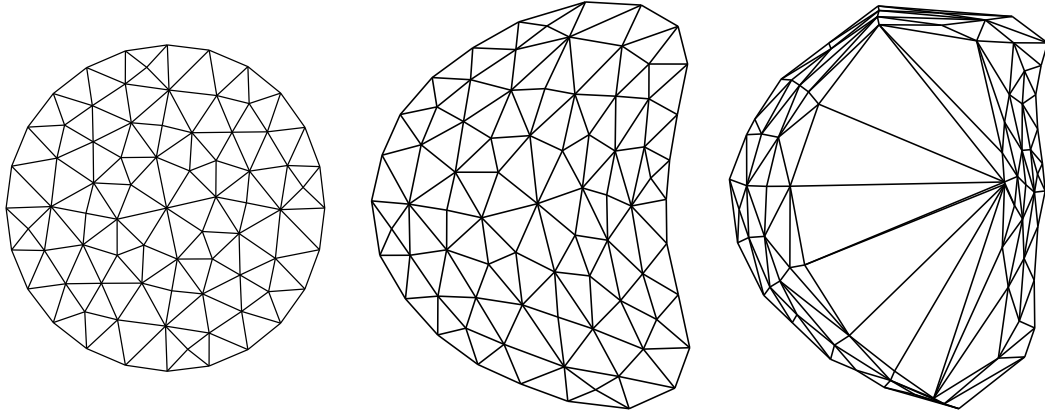
variant	iteration (n)	$j(Q^n)$	$\Theta(Q^n)$
Euclidean-Euclidean	60	-0.0502	259.9215
Elasticity-Euclidean	1000	-0.1157	3.6000
Complete-Complete	1000	-0.1031	1.5149

Table 5.1.: Summary of the results obtained for the experiment described in [Section 5.2](#).

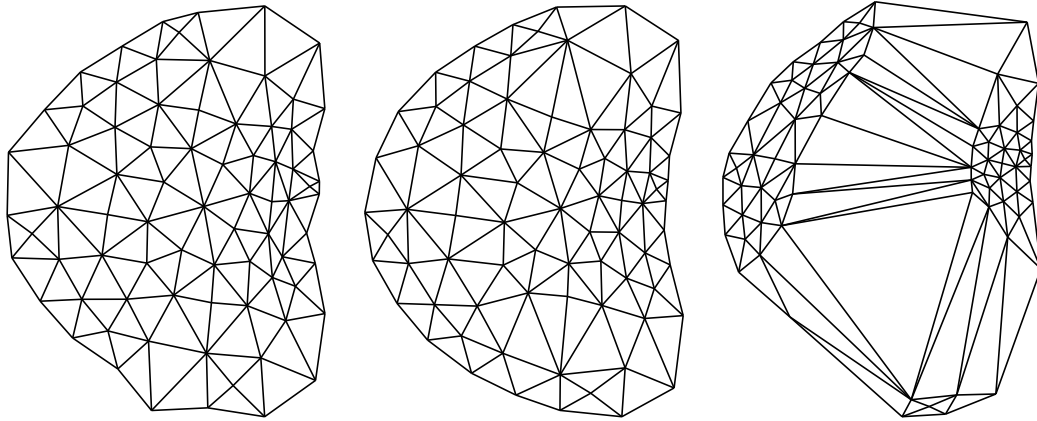
As announced earlier, it is illustrative to study the meshes for the Elasticity-Euclidean and Complete-Complete variants at the final iteration 1000. As shown in [Figure 5.3](#), large triangles are produced where the values of the PDE's right-hand side function r are smallest. This is due to the discrete objective involving a quadrature formula for the evaluation of the element load vector, which evaluates the right-hand side only in the triangle centers, some of which are marked by red dots. Given the opportunity, it thus can be concluded that the optimizer exploits the quadrature error.

A first conclusion at this point is that a gradient method, applied to an unpunalized problem without a solution, might be successful to produce a reasonably good approximation to the solution of the continuous shape optimization problem, provided that it is stopped sufficiently early. As already noted, the Complete-Complete variant reaches this convenient stopping point at a much earlier iteration number. However, the picture changes when comparing the respective run-times.

[Table 5.2](#) shows the timings for the first 5 gradient iterations of each of the variants. The column state summarizes the time devoted to solving the state equation at least once per iteration, depending on the number of Armijo backtracking steps. The column dObjective represents the time invested



Iterates from left to right: 15 (too early), 150 (good), 1000 (too late) for variant Elasticity-Euclidean.



Iterates from left to right: 5 (too early), 15 (good), 1000 (too late) for variant Complete-Complete.

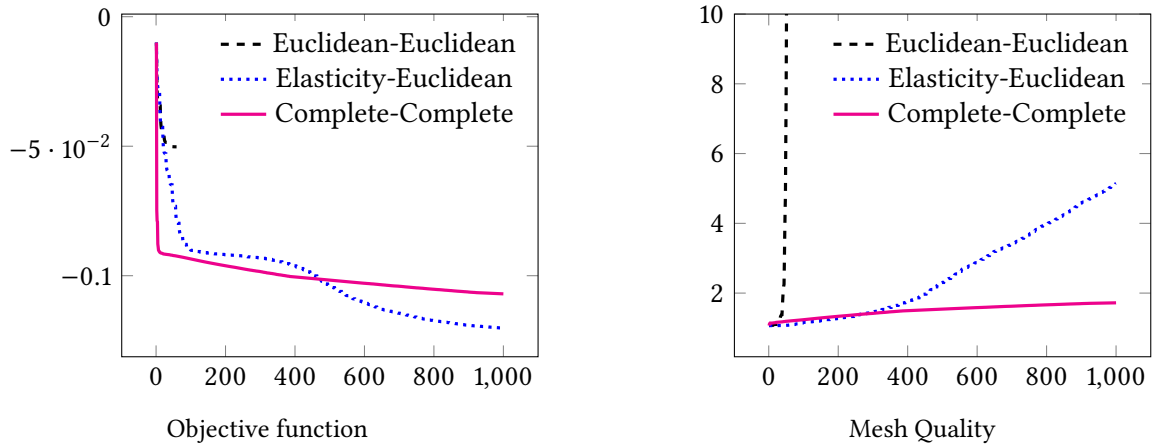


Figure 5.2.: Results for the experiment described in [Section 5.2](#).

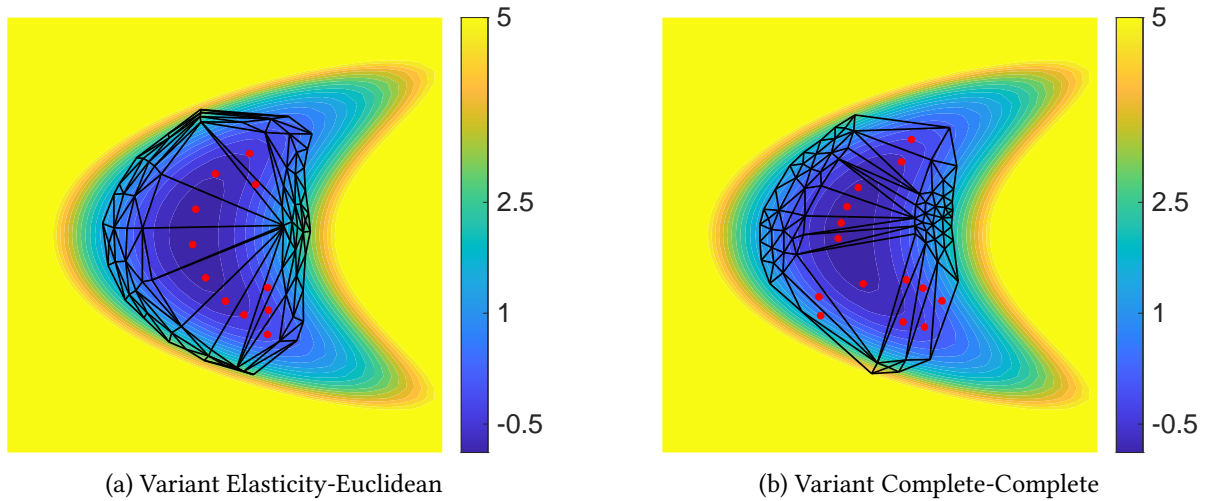


Figure 5.3.: Location of the centers of the larger triangles at iterate 1000, superimposed on a contour plot of the right-hand side r .

in assembling the derivative of the shape derivative. Likewise, the column backtracking presents the time required to check whether the line search trial step sizes satisfy both (5.2) (in case of the Euclidean retraction) and Armijo's condition (4.1). The column gradient shows the time needed in the transformation of the derivative to the gradient, i. e., for the solution of the linear system (3.17). Finally, the column retraction shows the time to evaluate the retraction. This is not relevant for the Euclidean retraction, but only in case the geodesic equation associated with the metric (4.4) is solved numerically. The latter is achieved using the implementation of the Störmer–Verlet scheme detailed in Herzog, Loayza-Romero, 2020, Sect. 5. We used 1024 time steps for this purpose to ensure convergence of the fixed-point solver for the implicit sub-step.

As the timings clearly show, the numerical integration of the geodesic equation associated with the metric (4.4) is prohibitively expensive in the Complete-Complete variant. Therefore, we replace the Complete-Complete variant by Complete-Euclidean for further experiments, i. e., we combine the metric (4.4) with the Euclidean retraction.

Variant	total	state	dObjective	backtracking	gradient	retraction
Euclidean-Euclidean	0.470 s	0.162 s	0.042 s	0.113 s	–	–
Elasticity-Euclidean	0.265 s	0.090 s	0.025 s	0.028 s	0.047 s	–
Complete-Complete	1658.76 s	0.133 s	0.036 s	0.085 s	0.039 s	1658.378 s

Table 5.2.: Execution times for 5 iterations for the variants used in Section 5.2.

5.3. EXPERIMENT 2: SOLVING THE PENALIZED PROBLEM

Our second experiment targets the penalized problem, for which the existence of a solution was proved in Proposition 3.7. Due to the excessive time associated with the numerical integration of the geodesic

equation associated with the metric (4.4), we consider only the Euclidean retraction (4.2) from now on. We thus compare the variants Euclidean-Euclidean, Elasticity-Euclidean and Complete-Euclidean. We solve the penalized problem with three different sets of parameters given in Table 5.3. The initial mesh is again a coarse triangulation of the unit disc containing $N_V = 146$ vertices and $N_T = 258$ triangles. The parameters for the metric (4.4) α_j^{metric} are the same as in Section 5.2, i. e., $\alpha_1^{\text{metric}} = 10$, $\alpha_2^{\text{metric}} = 1$, $\alpha_3^{\text{metric}} = 0$ and $\alpha_4^{\text{metric}} = 0.01$.

Parameter set	$\alpha_1^{\text{penalty}}$	$\alpha_2^{\text{penalty}}$	$\alpha_3^{\text{penalty}}$	$\alpha_4^{\text{penalty}}$
1	1	0.5	0.0	0.1
2	0.1	0.01	0.0	0.001
3	0.015	0.005	0.0	0.0005

Table 5.3.: Description of the parameter set for the experiment in Section 5.3.

Since we know that the problem has a solution, we can use the stopping criterion in (5.5) with a tolerance of $\text{tol} = 10^{-6}$. The number of iterations and the final values of the objective and the penalty functionals are shown in Table 5.4. Figure 5.4 shows the final iterates obtained for each variant, which are very similar to each other.

The first fact to highlight is that, variant Euclidean-Euclidean, performs surprisingly well on the penalized problem, even for moderately small values of the penalty parameters $\alpha_j^{\text{penalty}}$ (parameter sets 1 and 2). However, it does not quite converge within 1000 iterations for parameter set 3. Variants Elasticity-Euclidean and Complete-Euclidean perform equally well, but the latter is faster; see Table 5.5. Both variants are also comparable to each other and better compared to Euclidean-Euclidean with respect to the values of the objective and the mesh quality, as shown in Figure 5.5.

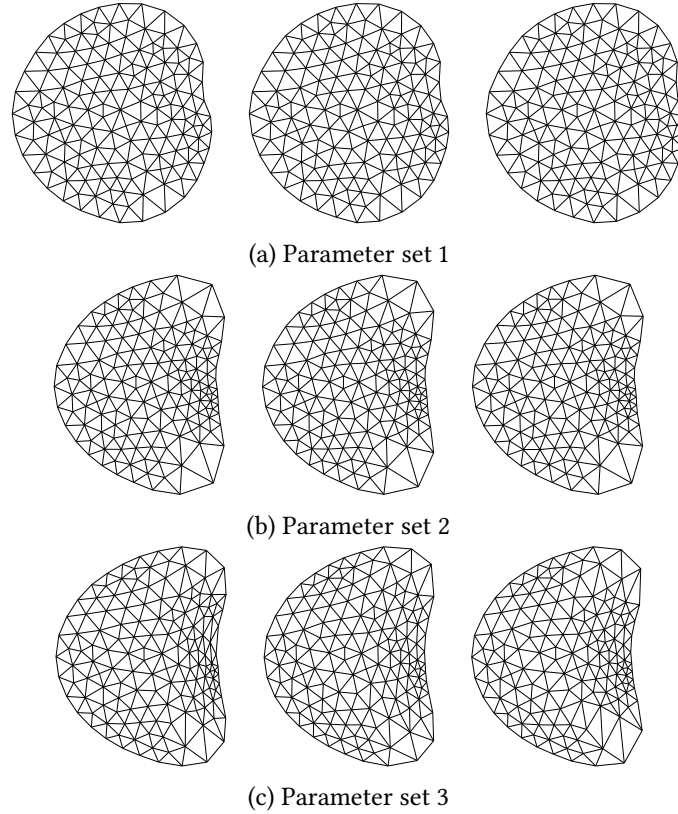
We also mention that the evaluation of the derivative of the penalty function (column dPenalization), which might be a concern, does not require a major computational effort, at least not for the meshes of this size.

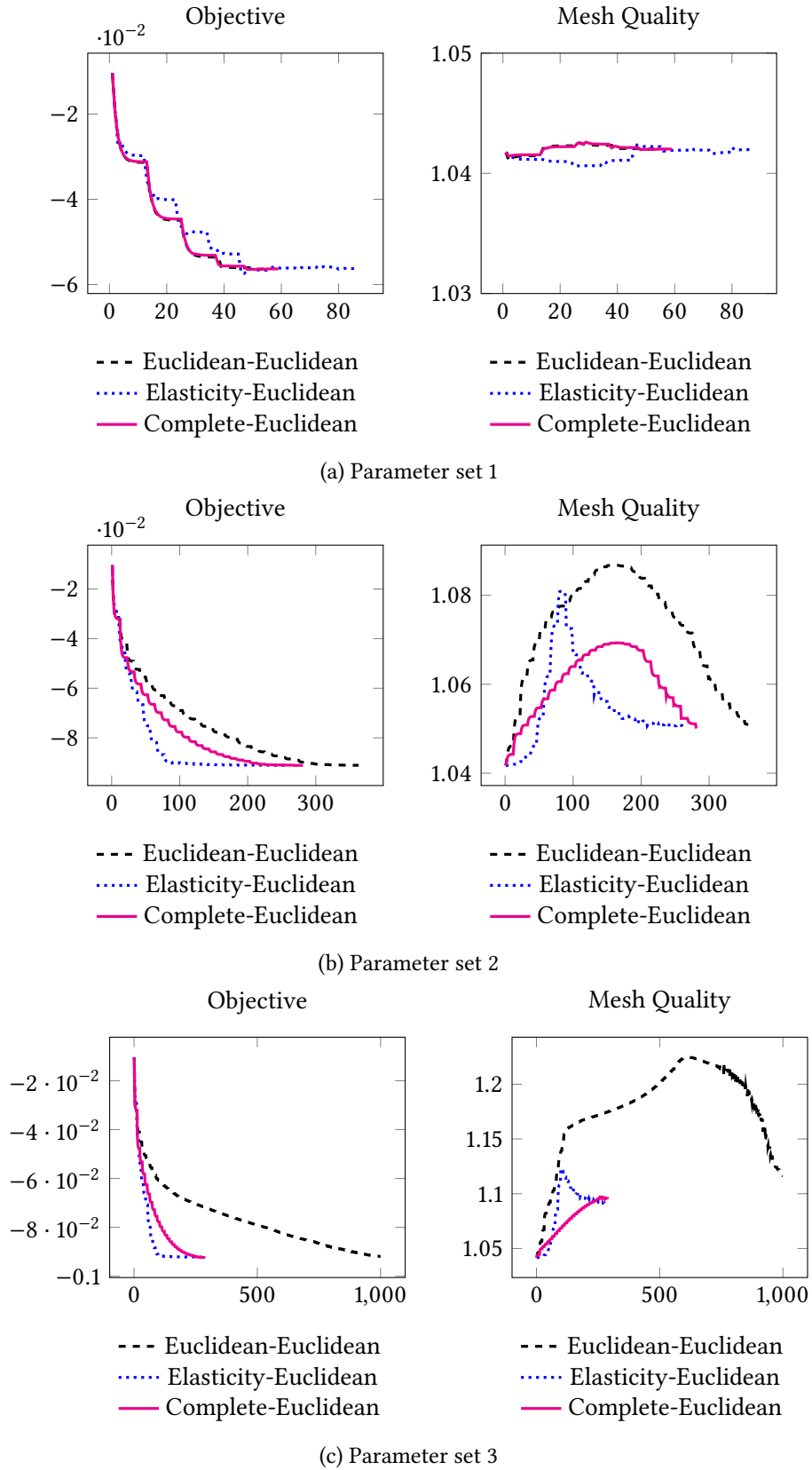
In conclusion, we find that the presence of the penalty terms helps preserve the mesh quality for all variants. The variant Complete-Euclidean performs fastest, at a numerical cost very close to that of Euclidean-Euclidean. This is partly due to the small cost of solving for the gradient, see (3.17). Admittedly, the differences are small for the coarse mesh under consideration. Therefore, we conduct a series of experiments in the following Section 5.4 with finer meshes.

5.4. EXPERIMENT 3: UNPENALIZED PROBLEM WITH FINER MESHES

The penalty approach may be criticized since it requires the user to make a somewhat arbitrary choice of the penalty parameters $\alpha_j^{\text{penalty}}$, $j = 1, \dots, 4$. Therefore we revisit here the unpenalized problem, aware of the fact that the discretized problem does not possess a solution any gradient method could converge to. In contrast to the results of Section 5.2, the meshes are now finer, and we only compare the two most promising gradient descent variants, Elasticity-Euclidean and Complete-Euclidean. We consider four mesh levels. The first one contains $N_V = 541$ vertices and $N_T = 1016$ triangles. The

Parameter set	Variant	iteration (n)	$j(Q^n)$	$j(Q^n) + \varphi(Q^n)$	$\Theta(Q^n)$
1	Euclidean-Euclidean	56	-0.056	1.158	1.042
	Elasticity-Euclidean	87	-0.056	1.158	1.042
	Complete-Euclidean	59	-0.056	1.158	1.042
2	Euclidean-Euclidean	363	-0.091	0.019	1.050
	Elasticity-Euclidean	261	-0.091	0.019	1.050
	Complete-Euclidean	281	-0.091	0.019	1.049
3	Euclidean-Euclidean	1000	-0.0919	-0.0729	1.1165
	Elasticity-Euclidean	276	-0.0921	-0.0733	1.0895
	Complete-Euclidean	289	-0.0923	-0.0734	1.0945

Table 5.4.: Summary of the results obtained for the experiment described in [Section 5.3](#).Figure 5.4.: Final iterates obtained for the penalized problem with variants Euclidean-Euclidean (left), Elasticity-Euclidean (middle) and Complete-Euclidean (right) as described in [Section 5.3](#).

Figure 5.5.: Objective and mesh quality for the penalized problem described in [Section 5.3](#).

Variant	Total	state	dObjective	dPenalization	backtracking	gradient
Euclidean-Euclidean	0.488 s	0.150 s	0.045 s	0.031 s	0.118 s	–
Elasticity-Euclidean	0.436 s	0.181 s	0.036 s	0.023 s	0.038 s	0.057 s
Complete-Euclidean	0.327 s	0.131 s	0.029 s	0.022 s	0.034 s	0.026 s

Table 5.5.: Execution times for 5 iterations for the variants used in [Section 5.3](#).

second one has $N_V = 775$ vertices and $N_T = 1468$ elements. The third possesses $N_V = 2191$ vertices and $N_T = 4252$ triangles. Finally, mesh level four has $N_V = 13455$ vertices and $N_T = 26588$ triangles.

We allow the algorithm to run 500 iterations, and we are mainly interested in comparing the values of the objective function and the mesh quality. The results can be seen in [Figures 5.6](#) and [5.7](#). We infer that both variants, Elasticity-Euclidean and Complete-Euclidean, achieve a similar decrease of the objective function. Elasticity-Euclidean needs fewer iterations to reach the plateau, but Complete-Euclidean maintains a better mesh quality measure and has less numerical cost per iteration. The latter is reflected in [Table 5.6](#). Here we separately display the time required to “assemble” the matrices representing the Riemannian metric in column `assemblyG`. More precisely, as in all experiments before, we only actually form this matrix in case of Elasticity-Euclidean, and employ a sparse direct solver to obtain the solution of the gradient equation (3.17). In case of Complete-Euclidean, we continue to work with matrix-vector products and the conjugate gradient solver. In this case, the column `assemblyG` is dominated by the time to evaluate the first-order derivative of the penalty function. We also observe that the time required to solve the gradient equation (3.17) remains essentially constant in case of Complete-Euclidean while the time for the direct solver in case of Elasticity-Euclidean grows with the problem size.

An inspection of the meshes at iteration 500 in [Figure 5.6](#) shows triangles closer to equilateral when using Complete-Euclidean and more elongated in case of Elasticity-Euclidean, as reflected by mesh quality plot in [Figure 5.7](#). Moreover, the triangles are smaller and the vertices more dense in regions which have deformed most compared to the initial circle mesh. We can consider this behavior as a natural redistribution of the nodes promoted by the use of the complete metric.

Mesh level	Variant	Total	dObjective	backtracking	assemblyG	gradient
1	Elasticity-Euclidean	0.557 s	0.064 s	0.128 s	0.049 s	0.021 s
	Complete-Euclidean	0.378 s	0.041 s	0.044 s	0.034 s	0.022 s
2	Elasticity-Euclidean	0.400 s	0.042 s	0.061 s	0.044 s	0.053 s
	Complete-Euclidean	0.352 s	0.041 s	0.052 s	0.028 s	0.013 s
3	Elasticity-Euclidean	0.656 s	0.090 s	0.115 s	0.093 s	0.062 s
	Complete-Euclidean	0.637 s	0.090 s	0.104 s	0.059 s	0.016 s
4	Elasticity-Euclidean	2.530 s	0.409 s	0.574 s	0.475 s	0.345 s
	Complete-Euclidean	1.964 s	0.383 s	0.547 s	0.281 s	0.021 s

Table 5.6.: Execution times for 5 iterations for the variants used in [Section 5.4](#).

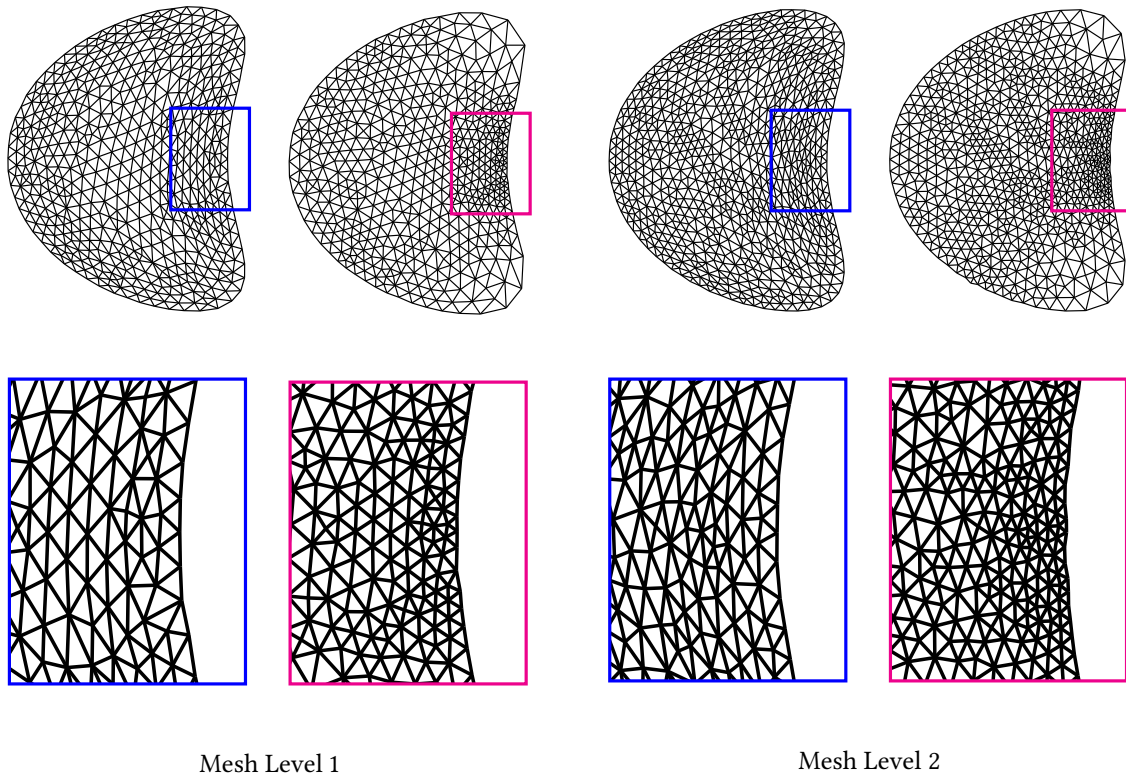


Figure 5.6.: 500th iterate in case of Elasticity-Euclidean (blue) and Complete-Euclidean (magenta).

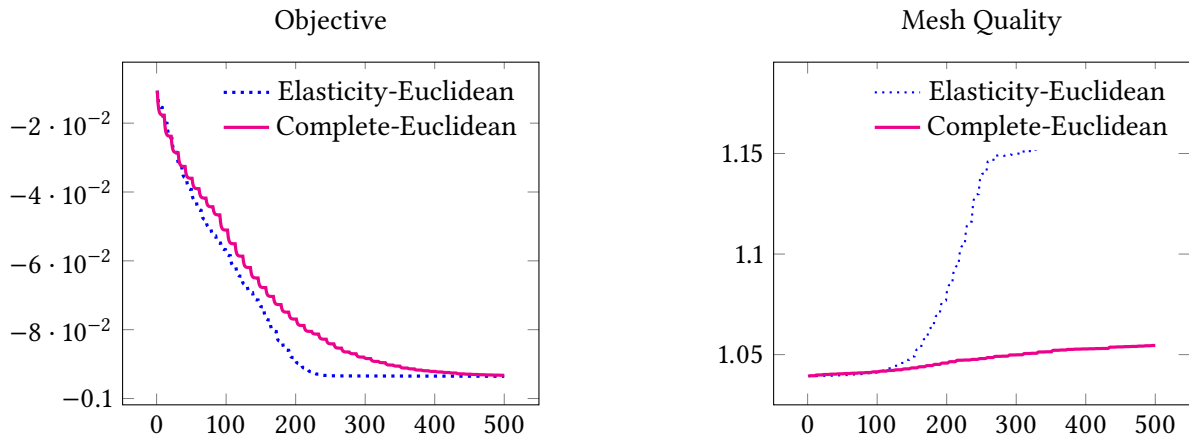


Figure 5.7.: Objective and mesh quality for the unpenalized problem at mesh level 2 described in [Section 5.4](#).

6. CONCLUSIONS AND OUTLOOK

We studied a discretized, PDE-constrained shape optimization problem, in which the shape is represented by a triangular mesh and the vertex positions serve as optimization variables. The PDE under consideration is discretized using a standard finite element approach. This is a common approach in computational shape optimization.

We clarified that the set of admissible vertex positions, which maintain the connectivity and orientation of the initial mesh, forms an open, connected submanifold of the vector space of all vertex positions. Unfortunately, the minimization of a typical shape optimization objective often does not have a solution even the objective is bounded below. The reason is that the infimum is not attained by an admissible vertex configuration. This results in optimizers tending to points on the boundary of the manifold, which correspond to degenerate meshes, thereby exploiting, e. g., the quadrature error, in order to reduce the objective below the optimal value of the continuous problem. To the best of our knowledge, this fact has not been reported explicitly in the literature.

The situation is somewhat reminiscent of a class of ill-posed inverse problems, although the ill-posedness appears only in the discretized problem. It can be dealt with by, e. g., explicit regularization. This approach corresponds to the addition of an appropriate penalty function in shape optimization. For this purpose, we proposed a novel penalty function, whose properness ensures the existence of optimal shapes within the manifold of admissible vertex positions. If this is not desired, then early stopping of the optimizer can still provide a reasonable approximation of the continuous solution.

We also proposed a novel Riemannian metric for discretized shape optimization problems, which governs the formation of the gradient direction in a steepest descent method. This metric is derived from the same penalty function which was used to ensure the existence of minimizers. Its advantage over other metrics in use, such as the Lamé system, is that it is represented by a rank-1 perturbation of the identity matrix and thus the conversion of the derivative to the gradient can be achieved very efficiently and in a matrix-free way by performing two conjugate gradient iterations. Our numerical experiments show that the new metric admits a gradient algorithm which compares favorably, both for penalized and unpenalized problems, with a gradient method based on the elasticity metric. Also, it is sufficient to employ a cheap (Euclidean) update of the vertex positions.

In follow-up work, it would be interesting to study the proposed metric as the base metric in a quasi-Newton scheme to accelerate convergence. Another open question is whether the presence of the proposed penalty terms is compatible with the continuous limit problem, or else whether minimizers to the penalized discrete problems fail to converge to a minimizer of the continuous problem.

A. PROOF OF PROPOSITION 3.4

This appendix is devoted to the study of some of the properties of the penalty function φ and, in particular, the proof of [Proposition 3.4](#). In particular we prove that in any sublevel set of φ , all the edge lengths, and heights of any mesh are bounded. Our proof leverages the 2-path connectedness of

connectivity complexes Δ ; see [Definition 2.1](#).

Proof of Proposition 3.4 We recall from (3.4) the definition of the penalty function φ ,

$$\begin{aligned} \varphi(Q; Q_{\text{ref}}) &:= \sum_{k=1}^{N_T} \frac{1}{N_T} \frac{\alpha_1}{\psi_Q(i_0^k, i_1^k, i_2^k)} + \frac{\alpha_2}{\sum_{k=1}^{N_T} A_Q(i_0^k, i_1^k, i_2^k)} \\ &+ \sum_{[j_0, j_1] \in E_\partial} \sum_{\substack{i_0 \in V_\partial \\ i_0 \neq j_0, j_1}} \frac{1}{\#E_\partial \#V_\partial} \frac{\alpha_3}{D_Q^\mu(i_0; [j_0, j_1])} + \frac{\alpha_4}{2} \|Q - Q_{\text{ref}}\|_F^2. \end{aligned}$$

Since we keep Q fixed throughout the proof, we simplify the notation and drop the dependence on Q . Thus we write E_k^ℓ in place of $E_Q^\ell(i_0^k, i_1^k, i_2^k)$ for the edge lengths, A_k in place of $A_Q(i_0^k, i_1^k, i_2^k)$, and ψ_k in place of $\psi_Q(i_0^k, i_1^k, i_2^k)$.

We recall from (3.10) that \mathcal{N}_b denotes a non-empty sublevel set of φ . Let us consider $Q \in \mathcal{N}_b$ arbitrary but fixed. The proof of the proposition is broken down into several steps.

- (1) We find upper and lower bounds for the length of the longest edge of one particular triangle, denoted as $E_{\bar{k}}^\ell$.
- (2) Using the bounds from [Step \(1\)](#) we find upper and lower bounds for the remaining edges of the \bar{k} -th triangle.
- (3) We compute lower bounds for the heights h_k^ℓ of the \bar{k} -th triangle using the results of [Step \(2\)](#).
- (4) We consider an arbitrary triangle k different from \bar{k} . Based on the 2-path connectedness of Δ we use the bounds from [Steps \(1\)](#) and [\(2\)](#) to find a lower bound for all edge lengths of the k -th triangle.

We point out that all bounds are going to be independent of Q but they only depend on b .

Since $Q \in \mathcal{N}_b$ holds, we immediately obtain

$$\sum_{k=1}^{N_T} A_k \geq \frac{\alpha_2}{b}. \quad (\text{A.1})$$

Since the areas are all positive, there exists at least one triangle \bar{k} such that

$$A_{\bar{k}} \geq \frac{1}{N_T} \frac{\alpha_2}{b}.$$

We now use the so-called isoperimetric inequality for triangles, see [Agricola, Friedrich, 2008](#), Thm. 25, p.42, which states

$$A_{\bar{k}} \leq \frac{\left(E_{\bar{k}}^0 + E_{\bar{k}}^1 + E_{\bar{k}}^2\right)^2}{12\sqrt{3}}. \quad (\text{A.2})$$

Denoting $E_k^{\bar{\ell}} := \max_{\ell=0,1,2} E_k^{\ell}$, we obtain

$$E_k^{\bar{\ell}} \geq \frac{2}{3^{1/4}} \left(\frac{1}{N_T} \frac{\alpha_2}{b} \right)^{1/2} > 0.$$

Notice moreover, that $Q \in \mathcal{N}_b$ implies $\|Q - Q_{\text{ref}}\|_F^2 \leq 2b/\alpha_4$, which in turn implies $\|Q\|_F \leq \sqrt{2b/\alpha_4} + \|Q_{\text{ref}}\|_F$. We denote by \bar{i}_0 and \bar{i}_1 the vertices of triangle \bar{k} which form the edge whose edge length is $E_k^{\bar{\ell}}$. Then we can estimate $E_k^{\bar{\ell}} = \|q_{\bar{i}_0} - q_{\bar{i}_1}\| \leq \|q_{\bar{i}_0}\| + \|q_{\bar{i}_1}\| \leq \sqrt{2} \|Q\|_F$. Thus, $E_k^{\bar{\ell}} \leq 2\sqrt{b/\alpha_4} + \sqrt{2} \|Q_{\text{ref}}\|_F$. Altogether we found

$$\frac{2}{3^{1/4}} \left(\frac{1}{N_T} \frac{\alpha_2}{b} \right)^{1/2} \leq E_k^{\bar{\ell}} \leq 2\sqrt{b/\alpha_4} + \sqrt{2} \|Q_{\text{ref}}\|_F \quad (\text{A.3})$$

This concludes [Step \(1\)](#).

Now, we proceed to find upper and lower bounds for $E_k^{\bar{\ell}\oplus 1}$ and $E_k^{\bar{\ell}\oplus 2}$ for $j = 1, 2$. Recall that $E_k^{\bar{\ell}}$ denotes the length of the longest edge. Thus, it holds $E_k^{\bar{\ell}\oplus 1}, E_k^{\bar{\ell}\oplus 2} \leq 2\sqrt{b/\alpha_4} + \sqrt{2} \|Q_{\text{ref}}\|_F$. On the other hand, from $Q \in \mathcal{N}_b$ and the definition of ψ_k given in (3.9) it follows that

$$b \geq \varphi(Q; Q_{\text{ref}}) \geq \frac{\alpha_1}{N_T} \frac{\left(E_k^{\bar{\ell}}\right)^2 + \left(E_k^{\bar{\ell}\oplus 1}\right)^2 + \left(E_k^{\bar{\ell}\oplus 2}\right)^2}{4\sqrt{3}A_{\bar{k}}}.$$

For the triangle area we have $A_{\bar{k}} = E_k^{\bar{\ell}} h_k^{\bar{\ell}}/2$. Moreover, it is easy to see that $h_k^{\ell} \leq E_k^{\bar{\ell}\oplus 1}$ and $h_k^{\ell} \leq E_k^{\bar{\ell}\oplus 2}$ holds for all $k = 1, \dots, N_T$ and all $\ell = 0, 1, 2$. We will focus here on the bounds for the edge length $E_k^{\bar{\ell}\oplus 1}$. The bounds for $E_k^{\bar{\ell}\oplus 2}$ can be obtained using the same arguments. From the previous estimates we obtain $A_{\bar{k}} \leq E_k^{\bar{\ell}} E_k^{\bar{\ell}\oplus 1}/2$. Using the lower bound for $E_k^{\bar{\ell}}$ in (A.3), we obtain the following estimate

$$b \geq \varphi(Q; Q_{\text{ref}}) \geq \frac{\alpha_1}{N_T} \frac{(2/3^{1/4})(\alpha_2/(N_T b))^{1/2}}{2\sqrt{3}E_k^{\bar{\ell}\oplus 1}}.$$

This implies $E_k^{\bar{\ell}\oplus 1} \geq \alpha_1 \alpha_2^{1/2} / (3^{3/4} (N_T b)^{3/2})$. Summarizing, the edge lengths of the \bar{k} -th triangle satisfy

$$\min \left\{ \frac{2\alpha_2^{1/2}}{3^{1/4} (N_T b)^{1/2}}, \frac{\alpha_1 \alpha_2^{1/2}}{3^{3/4} (N_T b)^{3/2}} \right\} \leq E_k^{\ell} \leq 2\sqrt{b/\alpha_4} + \sqrt{2} \|Q_{\text{ref}}\|_F \quad (\text{A.4})$$

for all $\ell = 0, 1, 2$. Moreover, to simplify notation let us denote as

$$c_0 := \min \left\{ \frac{2\alpha_2^{1/2}}{3^{1/4} (N_T b)^{1/2}}, \frac{\alpha_1 \alpha_2^{1/2}}{3^{3/4} (N_T b)^{3/2}} \right\}, \quad (\text{A.5})$$

$$C_0 := 2\sqrt{b/\alpha_4} + \sqrt{2} \|Q_{\text{ref}}\|_F. \quad (\text{A.6})$$

Thus we have concluded [Step \(2\)](#).

The bounds from [Step \(3\)](#) are immediately obtained from $A_{\bar{k}} = E_k^{\bar{\ell}} h_k^{\bar{\ell}}/2 = E_k^{\bar{\ell}\oplus 1} h_k^{\bar{\ell}\oplus 1}/2$ and using the bounds from [Steps \(1\)](#) and [\(2\)](#). Thus, we conclude

$$\frac{1}{h_k^{\ell}} \leq \frac{2\sqrt{3}N_T b}{\alpha_1 c_0}$$

for all $\ell = 0, 1, 2$.

Finally, we focus on [Step \(4\)](#). Having found the constants for the \bar{k} -th triangle, we will use it as a pivot to compute the constants for the remaining triangles, based on the 2-path connectedness of Δ . To this end, we consider an arbitrary triangle k different from \bar{k} . From all possible paths joining these triangles, guaranteed to exist by the 2-path connectedness, we choose a shortest one. Since Δ is a finite collection of simplices, there is an upper bound $L \leq N_T$ on the lengths of the shortest paths between any two triangles.

Suppose that the path joining the \bar{k} -th and the k -th triangles has $m+1 \leq L$ elements; see [Figure A.1](#) for an illustration. We denote the triangles involved by $\bar{k} = \bar{k}_0$, then \bar{k}_1 etc. up to $\bar{k}_m = k$. For the initial triangle we know the bounds given in [\(A.4\)](#) hold, i. e.,

$$c_0 \leq E_{\bar{k}_0}^\ell \leq C_0 \quad (\text{A.7})$$

for all $\ell = 0, 1, 2$. Triangles \bar{k}_0 and \bar{k}_1 share an edge, and denote its length as seen from the first triangle as $E_{\bar{k}_1}^{\ell_1}$, for which [\(A.7\)](#) also holds. Using the same techniques as before one can prove

$$\frac{\alpha_1 c_0}{2\sqrt{3}N_T b} \leq E_{\bar{k}_1}^{\ell_1 \oplus 1}, \quad E_{\bar{k}_1}^{\ell_1 \oplus 2} \leq \frac{2\sqrt{3}N_T b C_0}{\alpha_1} \quad (\text{A.8})$$

We denote by $c_1 := \min\{c_0, (\alpha_1/2\sqrt{3}N_T b) c_0\}$ and $C_1 := \max\{C_0, (2\sqrt{3}N_T b/\alpha_1) C_0\}$. Then, it holds $c_1 \leq E_{\bar{k}_1}^\ell \leq C_1$ for all $\ell = 0, 1, 2$. In the same manner we can bound the heights as follows,

$$\frac{1}{h_{\bar{k}_1}^\ell} \leq \frac{2\sqrt{3}N_T b}{\alpha_1 c_1}.$$

By repeating this process until we reach last element of the path, i. e., the triangle $\bar{k}_m = k$. We obtain the following bounds

$$c_m \leq E_{\bar{k}_m}^\ell \leq C_m \quad \text{and} \quad \frac{1}{h_{\bar{k}_m}^\ell} \leq \frac{2\sqrt{3}N_T b}{\alpha_1 c_m}$$

where

$$c_m = \min\left\{c_{m-1}, \left(\frac{\alpha_1}{2\sqrt{3}N_T b}\right) c_{m-1}\right\},$$

$$C_m = \max\left\{C_{m-1}, \left(\frac{2\sqrt{3}N_T b}{\alpha_1}\right) C_{m-1}\right\}.$$

Notice that by the way the constants c_m and C_m are defined, it holds $c_m \leq c_{m-1} \leq \dots \leq c_0$ and $C_m \geq C_{m-1} \geq \dots \geq C_0$. Recalling we have denoted by $L \leq N_T$ the length of the longest paths we can conclude that

$$c_L \leq E_k^\ell \leq C_L \quad \text{and} \quad \frac{1}{h_k^\ell} \leq \frac{2\sqrt{3}N_T b}{\alpha_1 c_L}$$

holds, where the constants c_L and C_L do not depend on Q , the chosen pivot triangle \bar{k} nor on the edge $\bar{\ell}$. They do depend, however, on α_1 , α_2 and α_4 as well as the connectivity of the mesh encoded in Δ .

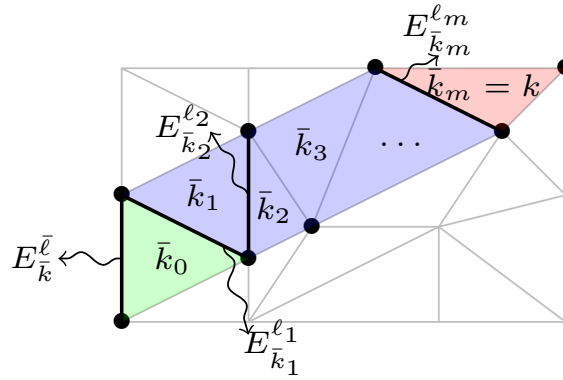


Figure A.1: Illustration of the path of triangles used in Step (4) of the proof of Proposition 3.4 in Appendix A.

REFERENCES

- Agricola, I.; T. Friedrich (2008). *Elementary Geometry*. Vol. 43. Student Mathematical Library. American Mathematical Society. DOI: [10.1090/stml/043](https://doi.org/10.1090/stml/043).
- Alsina, C.; R. B. Nelsen (2008). “Geometric proofs of the Weitzenböck and Hadwiger-Finsler inequalities”. *Mathematics Magazine* 81.3, pp. 216–219. DOI: [10.1080/0025570x.2008.11953553](https://doi.org/10.1080/0025570x.2008.11953553).
- Bartels, S.; G. Wachsmuth (2020). “Numerical approximation of optimal convex shapes”. *SIAM Journal on Scientific Computing* 42.2, A1226–A1244. DOI: [10.1137/19m1256853](https://doi.org/10.1137/19m1256853).
- Berggren, M. (2010). “A unified discrete-continuous sensitivity analysis method for shape optimization”. *Applied and Numerical Partial Differential Equations*. Vol. 15. Computational Methods in Applied Sciences. Springer, New York, pp. 25–39. DOI: [10.1007/978-90-481-3239-3_4](https://doi.org/10.1007/978-90-481-3239-3_4).
- Bhatia, R. P.; K. L. Lawrence (1990). “Two-dimensional finite element mesh generation based on stripwise automatic triangulation”. *Computers & Structures* 36.2, pp. 309–319. DOI: [10.1016/0045-7949\(90\)90131-k](https://doi.org/10.1016/0045-7949(90)90131-k).
- Doğan, G.; P. Morin; R. H. Nochetto; M. Verani (2007). “Discrete gradient flows for shape optimization and applications”. *Computer Methods in Applied Mechanics and Engineering* 196.37–40, pp. 3898–3914. DOI: [10.1016/j.cma.2006.10.046](https://doi.org/10.1016/j.cma.2006.10.046).
- Dokken, J. S.; S. W. Funke; A. Johansson; S. Schmidt (2019). “Shape optimization using the finite element method on multiple meshes with Nitsche coupling”. *SIAM Journal on Scientific Computing* 41.3, A1923–A1948. DOI: [10.1137/18M1189208](https://doi.org/10.1137/18M1189208).
- Elman, H. C.; D. J. Silvester; A. J. Wathen (2014). *Finite Elements and Fast Iterative Solvers: with Applications in Incompressible Fluid Dynamics*. 2nd ed. Numerical Mathematics and Scientific Computation. Oxford University Press. DOI: [10.1093/acprof:oso/9780199678792.001.0001](https://doi.org/10.1093/acprof:oso/9780199678792.001.0001).
- Etling, T.; R. Herzog; E. Loayza; G. Wachsmuth (2020). “First and second order shape optimization based on restricted mesh deformations”. *SIAM Journal on Scientific Computing* 42.2, A1200–A1225. DOI: [10.1137/19m1241465](https://doi.org/10.1137/19m1241465). arXiv: [1810.10313](https://arxiv.org/abs/1810.10313).
- Gordon, W. B. (1973). “An analytical criterion for the completeness of Riemannian manifolds”. *Proceedings of the American Mathematical Society* 37, pp. 221–225. DOI: [10.2307/2038738](https://doi.org/10.2307/2038738).
- Herzog, R.; E. Loayza-Romero (2020). *A manifold of planar triangular meshes with complete Riemannian metric*. arXiv: [2012.05624](https://arxiv.org/abs/2012.05624).

- Iglesias, J. A.; K. Sturm; F. Wechsung (2018). “Two-dimensional shape optimization with nearly conformal transformations”. *SIAM Journal on Scientific Computing* 40.6, A3807–A3830. DOI: [10.1137/17M1152711](https://doi.org/10.1137/17M1152711).
- Koko, J. (2016a). *Fast MATLAB assembling functions for 2D/3D FEM Matrices*. URL: <https://www.mathworks.com/matlabcentral/fileexchange/59616>.
- Koko, J. (2016b). “Fast MATLAB assembly of FEM matrices in 2D and 3D using cell-array approach”. *International Journal of Modeling, Simulation, and Scientific Computing* 07.02, p. 1650010. DOI: [10.1142/s1793962316500100](https://doi.org/10.1142/s1793962316500100).
- Laurain, A. (2018). “A level set-based structural optimization code using FEniCS”. *Structural and Multidisciplinary Optimization* 58.3, pp. 1311–1334. DOI: [10.1007/s00158-018-1950-2](https://doi.org/10.1007/s00158-018-1950-2). arXiv: [1705.01442](https://arxiv.org/abs/1705.01442).
- Lee, J. M. (2011). *Introduction to Topological Manifolds*. 2nd ed. Vol. 202. Graduate Texts in Mathematics. Springer, New York, pp. xviii+433. DOI: [10.1007/978-1-4419-7940-7](https://doi.org/10.1007/978-1-4419-7940-7).
- Luft, D.; V. Schulz (2020). *Pre-shape calculus: foundations and application to mesh quality optimization*. arXiv: [2012.09124](https://arxiv.org/abs/2012.09124).
- Luft, D.; V. Schulz (2021). *Simultaneous shape and mesh quality optimization using pre-shape calculus*. arXiv: [2103.15109](https://arxiv.org/abs/2103.15109).
- Morin, P.; R. H. Nochetto; M. S. Pauletti; M. Verani (2012). “Adaptive finite element method for shape optimization”. *ESAIM. Control, Optimisation and Calculus of Variations* 18.4, pp. 1122–1149. DOI: [10.1051/cocv/2011192](https://doi.org/10.1051/cocv/2011192).
- Nocedal, J.; S. J. Wright (2006). *Numerical Optimization*. 2nd ed. New York: Springer. DOI: [10.1007/978-0-387-40065-5](https://doi.org/10.1007/978-0-387-40065-5).
- Pironneau, O. (1984). *Optimal Shape Design for Elliptic Systems*. New York: Springer. DOI: [10.1007/978-3-642-87722-3](https://doi.org/10.1007/978-3-642-87722-3).
- Quarteroni, A.; A. Valli (1994). *Numerical Approximation of Partial Differential Equations*. Berlin: Springer. DOI: [10.1007/978-3-540-85268-1](https://doi.org/10.1007/978-3-540-85268-1).
- Schulz, V. H.; M. Siebenborn; K. Welker (2015). *A novel Steklov-Poincaré type metric for efficient PDE constrained optimization in shape spaces*. arXiv: [1506.02244](https://arxiv.org/abs/1506.02244).
- Schulz, V. H.; M. Siebenborn; K. Welker (2016). “Efficient PDE constrained shape optimization based on Steklov-Poincaré type metrics”. *SIAM Journal on Optimization* 26.4, pp. 2800–2819. DOI: [10.1137/15M1029369](https://doi.org/10.1137/15M1029369).
- Shewchuk, J. R. (2002). *What is a good linear finite element? Interpolation, conditioning, anisotropy, and quality measures*. Tech. rep. Department of Electrical Engineering and Computer Sciences, University of California at Berkeley. URL: <http://www.cs.berkeley.edu/~jrs/papers/elemj.pdf>.
- Souli, M.; J. Zolesio (1993). “Shape derivative of discretized problems”. *Computer Methods in Applied Mechanics and Engineering* 108.3–4, pp. 187–199. DOI: [10.1016/0045-7825\(93\)90001-e](https://doi.org/10.1016/0045-7825(93)90001-e).
- Wilke, D. N.; S. Kok; A. A. Groenwold (2005). “A quadratically convergent unstructured remeshing strategy for shape optimization”. *International Journal for Numerical Methods in Engineering* 65.1, pp. 1–17. DOI: [10.1002/nme.1430](https://doi.org/10.1002/nme.1430).