

Improvement in quantum communication using quantum switch

Arindam Mitra^{1,2,*}, Himanshu Badhani^{1,2,†} and Sibasish Ghosh^{1,2,‡}

¹*Optics and Quantum Information Group, The Institute of Mathematical Sciences, C. I. T. Campus, Taramani, Chennai 600113, India.*

²*Homi Bhabha National Institute, Training School Complex, Anushaktinagar, Mumbai 400094, India.*

(Dated: February 23, 2022)

It is well known that the quantum switch is an example of the indefinite causal order. Recently, the applications of the quantum switch on quantum channels have become a hot topic of discussion. It has been observed that it is possible to achieve significant improvement in communication when a quantum switch is applied on quantum channels. Although, while the above-said improvement is not possible for all quantum channels, for some quantum channels, the improvement can be very high. One such example has been discussed in [New J. of Phys. **23**, 033039 (2021)] where perfect communication through an entanglement-breaking channel has been achieved with the help of the switch. But incidentally, such a channel is unique up to unitary transformations. Therefore, it is important to study the applications of a quantum switch on other quantum channels where improvement may not be ultimate but significant. Here, we study the applications of the quantum switch on various quantum channels. In particular, we show that if it is not possible to achieve improvement deterministically, it may be possible to achieve improvement probabilistically. It is known that if a quantum channel is useless for an information-theoretic task, concatenation of quantum channels generally does not provide any advantage whenever that channel is used. We have shown that if a quantum channel is useless even after the use of the quantum switch, concatenation of quantum channels can make it useful. We also show that the quantum switch can help to get the quantum advantage in quantum random access code as well as it can help in demonstrating quantum steering even when only useless channels are available for communication. We demonstrate that the quantum switch can also be useful in preventing the loss of coherence in a quantum system. Finally, we also discuss the fact that if noise is introduced in the switch, then the improvement can be significantly decreased.

I. INTRODUCTION

Perfect communication in the quantum world is impossible as inevitable noise gets introduced in the communication channel due to interaction of any quantum system with its environments. It is, therefore, important to explore for the possibility of better communication using such imperfect quantum channels.

A quantum switch is a two-level (or multi-level) quantum system, through which controlled operation can be performed on the system. Recently, it has been shown that using the quantum switch on a specific noisy channel, perfect communication can be achieved [1]. But that example of channel is unique up to unitary transformations.

In this context, one may raise the following pertinent questions? (1) How much improvement can be achieved by applying quantum switch on some other quantum channels? (2) What are the information theoretic tasks in which one can achieve significant advantages if communication is supported by a quantum switch? The present work is in the direction of providing answers to some of these questions. The Advantages of using the quantum switch in quantum communications have been studied before either in the context of certain scenarios like teleportation [17] and communication several noisy channels [5, 6, 15]. In this work, we ask whether a quantum switch can improve the capability of a quantum channel to transfer quantum resources like incompatibility,

entanglement, coherence, etc.

The rest of the paper is organized as follows. In Sec. II, we discuss some preliminaries. In Sec. III, we discuss our main results. In particular, in Subsec. III A, we discuss the probabilistic improvement in communication using quantum switch. In Subsec. III B, we discuss about improvements in communication – using quantum switch – for several quantum channels. In Subsec. III C, we discuss that concatenation of quantum channels can help to improve communication. In Subsec. III D, we discuss how communication improvement helps to get the advantage in some of the well-known information-theoretic tasks. In Subsec. III E, we discuss the fact that the aforesaid improvement in communication can be decreased if the switch is noisy. Finally, in Sec. IV, we summarise our results and discuss the future directions.

II. PRELIMINARIES

In this section, we discuss the preliminaries, to be used in the latter sections of the paper.

A. Observables and their compatibility

An observable A , acting on Hilbert space \mathcal{H} of dimension d , is defined as a set of positive semi-definite matrices $\{A(x)\}$ such that $\sum_x A(x) = \mathbb{I}$. We denote the outcome set of A as Ω_A and therefore, in the above, $x \in \Omega_A$. If all $A(x)$'s are projectors then A is a PVM and otherwise A is a POVM. Now two observables A and B are said to be compatible if there exists a joint observable $\mathcal{G} = \mathcal{G}(x, y)$ with outcome set

* amitra@imsc.res.in; arindammitra143@gmail.com

† himanshub@imsc.res.in; himanshubadhani@gmail.com

‡ sibasish@imsc.res.in

$\Omega_A \times \Omega_B$ such that

$$A(y) = \sum_x \mathcal{G}(x, y); B(y) = \sum_x \mathcal{G}(x, y) \quad (1)$$

hold for all $x \in \Omega_A$ and $y \in \Omega_B$ [7, 9, 13]. The above definition is equivalent to the statement that two observables A_1 and A_2 are compatible if there exists a probability distribution $P(x_i|i, \lambda)$ and an observable $\mathcal{J} = \{J_\lambda\}_{\lambda \in \Omega_{\mathcal{J}}}$ such that $A_i(x_i) = \sum_\lambda P(x_i|i, \lambda) J_\lambda$ for all $i \in \{1, 2\}$. Implementation of the joint observable allows simultaneous implementation of both observables. If such joint observable does not exist for a set of observables, then the set is incompatible. Commutativity of observables always imply compatibility, but compatibility of observables implies commutativity only for PVMs.

B. Quantum channels

Quantum channels are the CPTP maps from $\Lambda : \mathcal{S}(\mathcal{H}_1) \rightarrow \mathcal{S}(\mathcal{H}_2)$ where $\mathcal{S}(\mathcal{H})$ is the state space on Hilbert space \mathcal{H} [24]. Let $\mathcal{L}(\mathcal{H}_2)$ be the set of all bounded linear operators acting on the Hilbert space \mathcal{H} . A CP unital map $\Lambda^* : \mathcal{L}(\mathcal{H}_2) \rightarrow \mathcal{L}(\mathcal{H}_1)$ is the dual channel of Λ if $\text{Tr}[\Lambda(\rho)A(x)] = \text{Tr}[\rho\Lambda^*(A(x))]$ for all $x \in \Omega_A$ and for all $\rho \in \mathcal{S}(\mathcal{H}_1)$ with $A = \{A(x)\}_{x \in \Omega_A}$ being an arbitrary observable acting on \mathcal{H}_2 . It is well known that any quantum channel Λ admits Krauss representation such that $\Lambda(\rho) = \sum_x \mathcal{K}_x \rho \mathcal{K}_x^\dagger$ where $\sum_x \mathcal{K}_x^\dagger \mathcal{K}_x = \mathbb{I}$. \mathcal{K} 's are the Krauss operators of Λ . A channel is called unital if it keeps the maximally mixed state unchanged. We know that any qubit state can be represented by a three component real vector $\vec{a} = (a_1, a_2, a_3)$ as

$$\rho = \frac{1}{2}(I + \vec{a} \cdot \vec{\sigma})$$

where $\vec{\sigma} = \{\sigma_x, \sigma_y, \sigma_z\}$ are the Pauli matrices and $|\vec{a}| \leq 1$. Any map from a qubit state to a qubit state can therefore be represented by a linear map T such that

$$\begin{aligned} \mathcal{E}(\rho) &= \frac{1}{2}(I + \vec{a}' \cdot \vec{\sigma}) \\ &= \frac{1}{2}(I + (T\vec{a} + \vec{t}) \cdot \vec{\sigma}) \end{aligned} \quad (2)$$

This map \mathcal{E} is generally represented in form of a matrix (known as T -matrix):

$$\mathcal{T}_{\mathcal{E}} = \begin{pmatrix} 1 & 0 \\ \vec{t} & T \end{pmatrix} \quad (3)$$

where for given any qubit state ρ represented as a column vector $\rho = v\{1, a_1, a_2, a_3\}$, the action of the map is given by a matrix multiplication $\mathcal{E}(\rho) = \mathcal{T}_{\mathcal{E}} \cdot \rho_v$. The qubit map is unital when the vector $\vec{t} = 0$.

C. Special types of quantum channels

1. Depolarising channels

A quantum depolarising channel $\Gamma_d^t : \mathcal{S}(\mathcal{H}) \rightarrow \mathcal{S}(\mathcal{H})$ is a specific type of quantum channel which has following form:

$$\Gamma_d^t(\rho) = t\rho + (1-t)\frac{\mathbb{I}}{d} \quad (4)$$

where $-\frac{1}{d^2-1} \leq t \leq 1$ and d is the dimension of the Hilbert space \mathcal{H} . For qubit depolarising channels, the set of krauss operators is $\{\sqrt{1-p}\mathbb{I}, \sqrt{\frac{p}{3}}\sigma_x, \sqrt{\frac{p}{3}}\sigma_y, \sqrt{\frac{p}{3}}\sigma_z\}$. Here, $t = 1 - \frac{4p}{3}$. Clearly, quantum depolarising channels are unital channel.

2. Entanglement breaking channels

A quantum channel $\Lambda^E : \mathcal{S}(\mathcal{H}_B) \rightarrow \mathcal{S}(\mathcal{K})$ is called entanglement breaking (EBC) if for all $\rho_{AB} \in \mathcal{S}(\mathcal{H}_A \otimes \mathcal{H}_B)$, $(I \otimes \Lambda^E)(\rho_{AB})$ is a separable state [11, 16]. Λ^E is an EBC iff its Choi matrix is separable. Entanglement breaking channels form a convex set. Any EBC Λ^E has the following form:

$$\Lambda^E(\rho) = \sum_x \rho_x \text{Tr}[\rho A(x)] \quad (5)$$

where $A = \{A(x)\}$ is a POVM acting on \mathcal{H}_B and $\rho_x \in \mathcal{S}(\mathcal{K})$. Γ_2^t (given in equation (4)) is EBC iff $|t| \leq \frac{1}{3}$. We denote set of all EBCs acting on d dimensional Hilbert space $\mathcal{S}(\mathcal{H})$ as \mathcal{C}_{EBC}^d . It is well known that $\Phi \circ \Lambda^{EBC}$ is a EBC for any quantum channel Φ . Any CP map for which its Choi matrix is separable is separable, we will call it an EB CP map.

3. Incompatibility breaking channels

A quantum channel Λ^{n-IBC} is a n -incompatibility breaking channel (n -IBC) if for an arbitrary set of n observables $\{A_1, \dots, A_n\}$, the set $\{(\Lambda^{n-IBC})^*(A_1), \dots, (\Lambda^{n-IBC})^*(A_n)\}$ is compatible. The set of all n -IBCs form a convex set. Γ_d^t is n -IBC for $t \leq \frac{n+d}{n(1+d)}$ [8]. We denote the set of all n -IBCs acting on d dimensional Hilbert space $\mathcal{S}(\mathcal{H})$ as \mathcal{C}_{n-IBC}^d . It is well known that $\Phi \circ \Lambda^{n-IBC}$ is a n -IBC for any quantum channel Φ .

A quantum channel Λ^{IBC} is IBC if it is n -IBC for all n . Γ_d^t is IBC for $t \leq \frac{(3d-1)(d-1)^{(d-1)}}{d^d(d+1)}$ [8]. It is well known that $IBC \subseteq \dots \subseteq (n+1)-IBC \subseteq n-IBC \subseteq \dots \subseteq 2-IBC$. We denote set of all IBCs acting on d dimensional Hilbert space $\mathcal{S}(\mathcal{H})$ as \mathcal{C}_{IBC}^d . It is also well known that $\mathcal{C}_{EBC}^d \subset \mathcal{C}_{IBC}^d$. It is also well known that $\Phi \circ \Lambda^{IBC}$ is a IBC for any quantum channel Φ .

D. Quantum switch

A causal order is a partial ordering of events in the space-time: it is the specification whether the event of Alice happens *before* the event of Bob or *after* the event of Bob. Conventional understanding dictates that the space-time has such a causal structure. However, Costa et al [3] showed that using the property of quantum superposition one can generate processes where one cannot make definite statements about this order even if one obeys the laws of local quantum mechanics and no backward time signalling. Such processes are called causally non-separable processes and give rise to the so-called *indefinite* causal order between two parties.

Quantum switch was introduced [4, 12, 14] as a quantum circuit that simulates the indefinite causal order between two different operations. We start with the product state $\rho \otimes \omega$ where ρ is the state of the system on which these operators (*i.e.* channels) act and ω is a 2-dimensional switch state. Given two quantum channels Λ_A and Λ_B (representing the operations by Alice and Bob respectively) the quantum switch produces an output $(\Lambda_A \circ \Lambda_B)(\rho)$ if $\omega = |0\rangle\langle 0|$ and $(\Lambda_B \circ \Lambda_A)(\rho)$ if $\omega = |1\rangle\langle 1|$. If ω is in a superposition of states $|0\rangle$ and $|1\rangle$, the resultant operation on ρ will be in a superposition of $(\Lambda_A \circ \Lambda_B)(\rho)$ and $(\Lambda_B \circ \Lambda_A)(\rho)$ thus mimicking the indefinite causal order between the two operations.

Let the set of Krauss operators of channels Λ_A and Λ_B be $\{\mathcal{A}_x\}$ and $\{\mathcal{B}_y\}$ respectively. The Krauss operators for the Switch is given by:

$$S_{x,y} = \mathcal{A}_x \mathcal{B}_y \otimes |0\rangle\langle 0| + \mathcal{B}_y \mathcal{A}_x \otimes |1\rangle\langle 1| \quad (6)$$

Using $|0\rangle\langle 0| = (\sigma_z + I)/2$ and $|1\rangle\langle 1| = (I - \sigma_z)/2$, the above Krauss operators take the following form

$$S_{x,y} = \frac{1}{2}(\mathcal{A}_x \mathcal{B}_y + \mathcal{B}_y \mathcal{A}_x) \otimes I + \frac{1}{2}(\mathcal{A}_x \mathcal{B}_y - \mathcal{B}_y \mathcal{A}_x) \otimes \sigma_z \quad (7)$$

If we input identical channels into the switch, that is $\Lambda_A = \Lambda_B$, the resultant channel has the following form:

$$\begin{aligned} S_{\Lambda_A, \Lambda_A, \omega}(\rho) &= \frac{1}{4} \sum_{x,y} (\{\mathcal{A}_x, \mathcal{A}_y\} \rho \{\mathcal{A}_x, \mathcal{A}_y\}^\dagger \otimes \omega \\ &+ [\mathcal{A}_x, \mathcal{A}_y] \rho [\mathcal{A}_x, \mathcal{A}_y]^\dagger \otimes \sigma_z \omega \sigma_z) \\ &\equiv C_{+, \Lambda_A, \Lambda_A, \omega}(\rho) \otimes \omega + C_{-, \Lambda_A, \Lambda_A, \omega}(\rho) \otimes \sigma_z \omega \sigma_z \end{aligned} \quad (8)$$

In general, $C_{+, \Lambda_A, \Lambda_A, \omega}$ and $C_{-, \Lambda_A, \Lambda_A, \omega}$ are CP maps, but are not trace preserving and hence are not quantum channels. As given in [1], for a channel of the form $\Lambda_A = \Lambda_B = \Lambda = \sum_{\mu=0}^3 p_\mu \sigma_\mu \rho \sigma_\mu$, the two branches $C_{+, \Lambda_A, \Lambda_A, \omega}(\rho)$ and $C_{-, \Lambda_A, \Lambda_A, \omega}(\rho)$ become $C_{+, \Lambda_A, \Lambda_A, \omega}(\rho) = q C_+(\rho)$ and $C_{-, \Lambda_A, \Lambda_A, \omega}(\rho) = (1-q) C_-(\rho)$ where $0 \leq q \leq 1$ and $C_+(\rho)$ and $C_-(\rho)$ are quantum channels. The exact forms of $C_+(\rho)$ and $C_-(\rho)$ are given by

$$C_+(\rho) = [(p_0^2 + p_1^2 + p_2^2 + p_3^2)\rho + 2p_0(p_1\sigma_x\rho\sigma_x + p_2\sigma_y\rho\sigma_y + p_3\sigma_z\rho\sigma_z)]/q, \quad (9)$$

$$C_-(\rho) = [2p_1p_2\sigma_z\rho\sigma_z + 2p_2p_3\sigma_x\rho\sigma_x + 2p_1p_3\sigma_y\rho\sigma_y]/(1-q) \quad (10)$$

$$\text{where } q = 1 - 2(p_1p_2 + p_2p_3 + p_3p_1) \quad (11)$$

III. MAIN RESULTS

Suppose, Alice has a bipartite qubit maximally entangled states. She wants to send one part to Bob so that these can be used later in information-theoretic tasks. But Alice does not have control over the environment and the only channels available to her are EBCs. Now if Alice sends these states through an EBC, it will be no longer be an entangled states and therefore cannot be used for later information-theoretic tasks which require entanglement. Similarly, if Alice has a set of IBCs, she can transfer some entanglement, but those entangle states will not be useful to demonstrate information-theoretic tasks like- quantum steering [18] or Bell non-locality. As mentioned before, [1] shows that the quantum switch can facilitate a perfect transfer of state if an entanglement breaking Pauli channel of the form $\Lambda(\rho) = (\sigma_x\rho\sigma_x + \sigma_y\rho\sigma_y)/2$ is used. This is an example of the use of the quantum switch in preserving a quantum resource even when the only operation available is a resource destroying map. But unfortunately such a channel is unique up to a unitary transformation. Therefore the question arises: to what extent the quantum switch can be used to provide an advantage in the transfer of quantum resources when we only have access to the resource destroying maps. We focus mainly on the transfer of entanglement, incompatibility of observables and coherence from Alice to Bob using a quantum switch and an EBC, IBC or coherence breaking channel respectively. We will show that the transfer may not always be deterministic but in certain cases the quantum switch does provide an advantage.

We would like to mention here that throughout this paper we repeatedly use the term “useless channels” which is context-dependent *e.g.*, EBCs are useless in the context of entanglement transfer and IBCs are useless in the context of QRAC or quantum steering (it will be discussed later in the relevant sections). The channels which are not useless, depending on the context, are useful.

A. Transfer of entanglement through EBC using quantum switch

As we have seen in equation (8), when the same channel is used in the switch operation, resulting operation may be seen as a superposition of two CP maps $C_{+, \Lambda_A, \Lambda_A, \omega}$ and $C_{-, \Lambda_A, \Lambda_A, \omega}$. We make the following observation regarding these two branches of the switch:

Observation 1. Assume that Alice is using the same channel

Λ_A for a quantum switch to send any quantum state. We then have the following observations.

(a) If both the branches $C_{+, \Lambda_A, \Lambda_A, \omega}$ and $C_{-, \Lambda_A, \Lambda_A, \omega}$ are EB CP maps, there does not exist any quantum measurement based control operation which can make the final channel (after tracing out the switch state) a non-EBC.

(b) If both the branches $C_{+, \Lambda_A, \Lambda_A, \omega}$ and $C_{-, \Lambda_A, \Lambda_A, \omega}$ are IBCs C_+ and C_- respectively, there does not exist any quantum measurement based controlled operation which can make the final channel (after tracing out the switch part) a non-IBC.

Proof. (a) Suppose after the switch operation a quantum measurement based controlled operation has been implemented which has the form- $\mathcal{U}(\rho \otimes \omega) = \Lambda_1(\rho) \otimes \langle a | \omega | a \rangle | a \rangle \langle a | + \Lambda_2(\rho) \otimes \langle a^\perp | \omega | a^\perp \rangle | a^\perp \rangle \langle a^\perp |$ where $|a\rangle$ is an arbitrary vector in two dimensional Hilbert space and Λ_1 and Λ_2 are the arbitrary channels. This operation \mathcal{U} can be implemented by measuring the observable $\mathcal{A} = \{|a\rangle \langle a|, |a^\perp\rangle \langle a^\perp|\}$ on the state ω and then implementing the channels Λ_1 and Λ_2 on the state ρ after getting outcomes a and a^\perp respectively. Then from equation (8), the resulting state (after the switch operation and then implementing \mathcal{U}) will be given by

$$\begin{aligned} \mathcal{U}(\mathcal{S}_{\Lambda_A, \Lambda_A, \omega}(\rho)) = & \Lambda_1 \circ C_{+, \Lambda_A, \Lambda_A, \omega}(\rho) \otimes \langle a | \omega | a \rangle | a \rangle \langle a | + \\ & \Lambda_1 \circ C_{-, \Lambda_A, \Lambda_A, \omega}(\rho) \otimes \langle a | \sigma_z \omega \sigma_z | a \rangle | a \rangle \langle a | + \\ & \Lambda_2 \circ C_{+, \Lambda_A, \Lambda_A, \omega}(\rho) \otimes \langle a^\perp | \omega | a^\perp \rangle | a^\perp \rangle \langle a^\perp | + \\ & \Lambda_2 \circ C_{-, \Lambda_A, \Lambda_A, \omega}(\rho) \otimes \langle a^\perp | \sigma_z \omega \sigma_z | a^\perp \rangle | a^\perp \rangle \langle a^\perp | \end{aligned} \quad (12)$$

Therefore, the effective channel on the system after tracing out the switch state (control part) is

$$\begin{aligned} \text{Tr}_\omega[\mathcal{U}(\mathcal{S}_{\Lambda_A, \Lambda_A, \omega}(\rho))] = & \Lambda_1 \circ C_{+, \Lambda_A, \Lambda_A, \omega}(\rho) \langle a | \omega | a \rangle + \\ & \Lambda_1 \circ C_{-, \Lambda_A, \Lambda_A, \omega}(\rho) \langle a | \sigma_z \omega \sigma_z | a \rangle + \\ & \Lambda_2 \circ C_{+, \Lambda_A, \Lambda_A, \omega}(\rho) \langle a^\perp | \omega | a^\perp \rangle + \\ & \Lambda_2 \circ C_{-, \Lambda_A, \Lambda_A, \omega}(\rho) \langle a^\perp | \sigma_z \omega \sigma_z | a^\perp \rangle. \end{aligned} \quad (13)$$

Since, $C_{+, \Lambda_A, \Lambda_A, \omega}$ and $C_{-, \Lambda_A, \Lambda_A, \omega}$ are EB CP maps, concatenation of any quantum channel with these CP maps provide EB CP maps. Since the linear combination of EB CP maps is an EB CP map, we have proved that $\text{Tr}_\omega[\mathcal{U}(\mathcal{S}_{\Lambda_A, \Lambda_A, \omega})]$ is an EBC (since it is also trace preserving). Generalisation of this proof to POVM based control operations is straightforward.

(b) The proof of (b) is similar to that of (a). ■

Therefore, use of the quantum switch will not give any significant benefit in communication for above-said channels. Now suppose one of branches, say for example $C_{+, \Lambda_A, \Lambda_A, \omega}$ is not an EBCP, even then it is possible that there does not exist any quantum controlled operation that can make the effective channel non-EBC (since the other branch is EBCP). But in that case Alice can improve communication probabilistically. In fact, in that case, Alice can perform measurements on

the switch (if the switch state ω is pure, Alice can perform measurements in the basis $\{|\omega\rangle, |\omega^\perp\rangle\}$) and will record the outcomes. If the outcome corresponds to ω (corresponding to non-EBCP branch), the resulting post-measurement state will be non-separable (depends on the input entangled state), in general, otherwise she will throw away the output state. For example, a special case of equations (9) and (10) appears when $p_1 = p_2 = p_3$, i.e, the initial channel is a depolarising channel Γ_2^t . It is possible that there exists no controlled operation which can make the effective channel non-EBC (or non-IBC, depending upon the requirement), while initial channel is EBC (or IBC). But for certain values of t , the C_+ channel (given by eqn. (9)) is non-EBC (or non-IBC) while initial channel is EBC (or IBC). In this case the C_- channel (given by eqn. (10)) is always EBC. From equation (4), then we have

$$\begin{aligned} q &= 1 - 3 \frac{(1-t)^2}{8} \\ C_+(\rho) &= \left(\frac{1-2t+9t^2}{5+6t-3t^2} \right) \rho + \left(\frac{2+4t-6t^2}{5+6t-3t^2} \right) I \\ C_-(\rho) &= \frac{1}{3} \sum_{i=1}^3 \sigma_i \rho \sigma_i \end{aligned} \quad (14)$$

While C_- in eqn. (14) is a completely depolarizing channel ($\Gamma_2^{t'}$ with $t' = 1$), C_+ is a depolarizing channel $\Gamma_2^{t'}$ with parameter $t' = \left(\frac{1-2t+9t^2}{5+6t-3t^2} \right)$.

It should be noted that for $-\frac{1}{3} \leq t \leq \frac{5}{12}$ the depolarising channel Γ_2^t is IBC. Figure (1) shows the new depolarising channel ($C_+ = \Gamma_2^{t'}$) that we get from the initial depolarising channel Γ_2^t . We can see that for some values of t in the above-said range ($t \sim -1/3$), C_+ is non-IBC. When $t' \geq \frac{1}{\sqrt{3}}$, the channel C_+ is not even 3-IBC. We also note that the graph is not monotonic w.r.t. t and therefore it suggests that better channels (i.e., the channel with less noise) may not produced better channel after the action of switch.

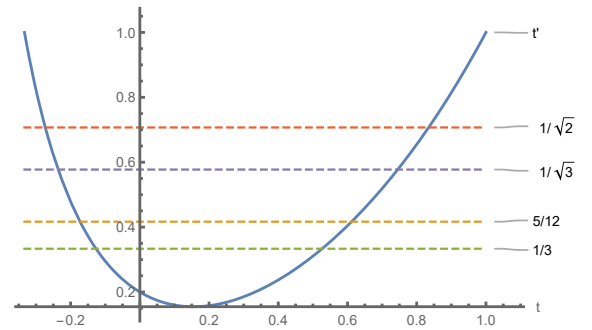


FIG. 1: The parameter of the depolarising channel $\Gamma_2^{t'}$ which we get after as the branch C_+ after the use of the switch, vs the parameter of the initial depolarising channel Γ_2^t . The depolarising channel $\Gamma_2^{t'}$ is IBC for $-\frac{1}{3} \leq t' \leq \frac{5}{12}$. It is not a 3-IBC for $t' > 1/\sqrt{3}$ and it is not a 2-IBC for $t' > 1/\sqrt{2}$.

One can generalize this observation to any unital qubit entanglement breaking channel. As discussed before, the

unitary qubit channels correspond to the T -matrix = $\text{diag}(\lambda_1, \lambda_2, \lambda_3)$ upto the action of unitary operators in the input and output space. But the action of unitary operators are nontrivial in the case of quantum switch acting on the channels. We will discuss this fact in later sections. A general qubit unitary channel has nine parameters (without unitary equivalence) which is slightly difficult to handle. Therefore, for this subsection, we will restrict ourselves to Pauli Channels. The subset consisting of the Pauli entanglement breaking channels satisfy $\sum_i |\lambda_i| \leq 1$ and they form an octahedron in the λ_i space: position of a channel, characterized by the set of three parameters $(\lambda_1, \lambda_2, \lambda_3)$, in the three dimensional Euclidean space is given by the coordinates $(\lambda_1, \lambda_2, \lambda_3)$. The vertices of the octahedron are: $(+1, 0, 0)$, $(-1, 0, 0)$, $(0, +1, 0)$, $(0, -1, 0)$, $(0, 0, +1)$, and $(0, 0, -1)$. The figure 2 shows the set of all those entanglement breaking Pauli channels that constitute the octahedron. The black region inside the octahedron corresponds to the set of entanglement breaking channels, the C_+ branch of which – after the action of the switch – are being mapped outside the octahedron (shown in the blue color). The three vertices in the black region $(-1, 0, 0)$, $(0, -1, 0)$, and $(0, 0, -1)$ correspond to the channel $(\sigma_x \rho \sigma_x + \sigma_y \rho \sigma_y)/2$ and its unitary equivalents. These maps are mapped (under the action of the quantum switch) onto the identity channel (corresponding to the point $(+1, +1, +1)$).

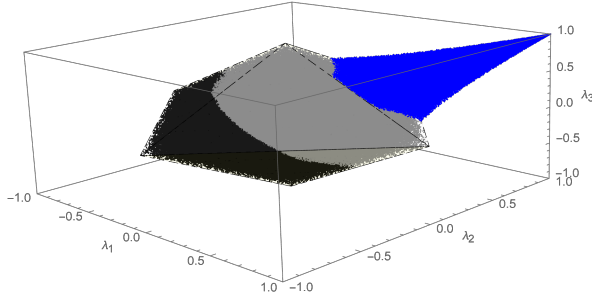


FIG. 2: This figure shows the mapping of the useful Pauli channels under C_+ (the black region inside the tetrahedron) into the non-EBCs (blue region outside the tetrahedron) under the C_+ channel. The set of all entanglement breaking Pauli channels constitutes the octahedron.

Figure 3 shows the mapping of the useful C_- branch of entanglement breaking channels outside the tetrahedron. The channels are mapped onto the plane containing the vertices $(-1, -1, +1)$, $(-1, +1, -1)$, $(+1, -1, -1)$ excluding the region that overlaps with one of the faces of the tetrahedron.

B. Communication through several quantum channels: advantage after use of quantum switch

Here, we discuss the application of the quantum switch for several quantum channels. We start with our first example.

Example 1. Consider the following rank-2 separable state of

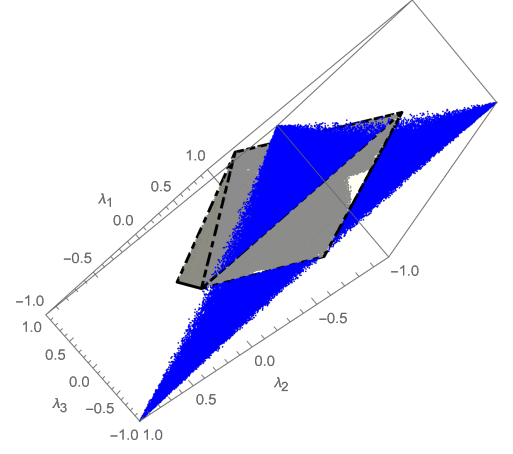


FIG. 3: Mapping of the useful Pauli channels under C_- (the gray region inside the tetrahedron) into the non-EBCs (blue region outside the tetrahedron) under the C_- channel.

two-qubits

$$\rho_{ab} = \frac{1}{2} [|0\rangle\langle 0| \otimes |\phi^+\rangle\langle \phi^+| + |1\rangle\langle 1| \otimes |\phi^-\rangle\langle \phi^-|] \quad (15)$$

where, $|\phi^+\rangle = \begin{pmatrix} \cos \theta \\ e^{i\epsilon} \sin \theta \end{pmatrix}$ and $|\phi^-\rangle = \begin{pmatrix} \cos \theta \\ -e^{i\epsilon} \sin \theta \end{pmatrix}$. Note that $\text{Tr}_b[\rho_{ab}] = \frac{\mathbb{I}}{2}$. Therefore $2\rho_{AB}$ can be the Choi matrix of an EBC Λ . The Krauss operators of the channel Λ are

$$K_1 = \begin{pmatrix} 0 & -e^{-i\epsilon} \cos \theta \\ 0 & \sin \theta \end{pmatrix}, \quad K_2 = \begin{pmatrix} e^{-i\epsilon} \cos \theta & 0 \\ \sin \theta & 0 \end{pmatrix}.$$

The Choi matrix after the switch operation is

$$\begin{aligned} & (I \otimes S_{\Lambda, \Lambda, \omega}) \left(\sum_{i,j} |i\rangle\langle j| \otimes |i\rangle\langle j| \right) \\ &= \sum_{i,j} |i\rangle\langle j| \otimes C_{+, \Lambda, \Lambda, \omega}(|i\rangle\langle j|) \otimes \omega \\ &+ \sum_{i,j} |i\rangle\langle j| \otimes C_{-, \Lambda, \Lambda, \omega}(|i\rangle\langle j|) \otimes Z\omega Z. \end{aligned} \quad (16)$$

In the appendix A 1 after doing partial transpose of the Choi matrix of $C_{+, \Lambda, \Lambda, \omega}$, we obtained all its eigen values to be positive and after doing the same for $C_{-, \Lambda, \Lambda, \omega}$ we obtained one eigen value to be negative. Therefore, we conclude that at least probabilistic transfer of entanglement can be done using the $C_{-, \Lambda, \Lambda, \omega}$ branch.

Example 2. Consider the following rank-3 separable state of two-qubits

$$\rho_{ab} = \frac{1}{2} [|0\rangle\langle 0| \otimes (|\phi_0\rangle\langle \phi_0| + |\phi_1\rangle\langle \phi_1|)/2 + |1\rangle\langle 1| \otimes |\phi_2\rangle\langle \phi_2|] \quad (17)$$

$$\text{where, } |\phi_0\rangle = \begin{pmatrix} 1 \\ 0 \end{pmatrix}, |\phi_1\rangle = \begin{pmatrix} \cos \theta_1 \\ e^{i\epsilon_1} \sin \theta_1 \end{pmatrix}, |\phi_2\rangle = \begin{pmatrix} \cos \theta_2 \\ e^{i\epsilon_2} \sin \theta_2 \end{pmatrix}.$$

Note that $\text{Tr}_B[2\rho_{AB}] = \mathbb{I}$. Therefore, $2\rho_{AB}$ can be a Choi matrix of an EBC Λ' . The Krauss operators for this quantum channel, are given by

$$K_1 = \begin{pmatrix} 0 & e^{-i\epsilon_2} \cos \theta_2 \\ 0 & \sin \theta_2 \end{pmatrix}, \quad K_2 = \begin{pmatrix} e^{-i\epsilon_1} \cos^2 \frac{\theta_1}{2} & 0 \\ \frac{\sin \theta_1}{2} & 0 \end{pmatrix}$$

$$K_3 = \begin{pmatrix} e^{-i\epsilon_1} \cos^2 \frac{\theta_1}{2} & 0 \\ \frac{\sin \theta_1}{2} & 0 \end{pmatrix}.$$

The Choi matrix after the switch operation is

$$\begin{aligned} & (I \otimes S_{\Lambda', \Lambda', \omega}) \left(\sum_{i,j} |i\rangle \langle j| \otimes |i\rangle \langle j| \right) \\ &= \sum_{i,j} |i\rangle \langle j| \otimes C_{+, \Lambda', \Lambda', \omega}(|i\rangle \langle j|) \otimes \omega \\ &+ \sum_{i,j} |i\rangle \langle j| \otimes C_{-, \Lambda', \Lambda', \omega}(|i\rangle \langle j|) \otimes \sigma_z \omega \sigma_z. \end{aligned} \quad (18)$$

Choosing $\epsilon_1 = \epsilon_2 = 0$, the determinants of the Choi matrices separately corresponding to $C_{+, \Lambda', \Lambda', \omega}$ and $C_{-, \Lambda', \Lambda', \omega}$ w.r.t. θ_1 and θ_2 , is plotted in Fig. 9a and Fig. 9b in the appendix A 2. The negativity of the determinants for some values of θ_1 and θ_2 , indicates the possible transfer of entanglement through these two components for those values of θ_1 and θ_2 .

C. Concatenation of quantum channel and the quantum Switch

It is well known that if Λ is EBC (or IBC) then $\Phi \circ \Lambda$ is also EBC (or IBC) for any channel Φ . Therefore, if EBC (or IBC) Λ is unavoidable for communication, concatenating it with another quantum channel will not help in the transfer of entangled states (or steerable states). Below, we show that if one uses quantum switch, concatenation of quantum channels may provide an advantage in quantum communication. We start with our next observation.

Observation 2. *There exist quantum channels Λ such that for each such channel Λ , $S_{\Lambda, \Lambda, \omega}(\rho)$ does not provide any advantage through any measurement (on the switch state) based control strategy, while $S_{\Lambda', \Lambda', \omega}(\rho)$ does provide advantage through such strategies, where $\Lambda' = \Phi \circ \Lambda$ for some quantum channel Φ .*

Proof. Suppose, $\Lambda(\rho) = \frac{1}{2}\rho + \frac{1}{2}\sigma_z \rho \sigma_z$. From the equation (9) and equation (10) we obtain that

$$qC_{\Lambda, +}(\rho) = \frac{1}{2}\rho + \frac{1}{2}\sigma_z \rho \sigma_z = \Lambda(\rho); \quad (1-q)C_{\Lambda, -}(\rho) = 0 \quad (19)$$

where we have used the notation $C_{\Lambda, \pm}$ instead of C_{\pm} to remind the readers that these branches are generated from the channel Λ using quantum switch.

Therefore, since Λ is an EBC, this channel can not give advantage under action of quantum switch.

Now suppose $\Lambda' = \Phi \circ \Lambda$ where $\Phi(\rho) = \sigma_x \rho \sigma_x$. Then,

$$\Lambda'(\rho) = \frac{1}{2}\sigma_x \rho \sigma_x + \frac{1}{2}\sigma_y \rho \sigma_y. \quad (20)$$

This is the channel exactly used in [1]. Therefore, we know that perfect communication can be achieved through this quantum channel using the quantum switch. ■

This example also indicates that the action of unitary on the output space has non-trivial effect when the action of quantum switch is considered. Since T -matrices of the Pauli channels are diagonal, those channels are commuting and therefore, we conclude that the action of a unitary on the input space also has non-trivial effects when the action of the quantum switch is considered.

The results of the concatenation are more interesting if Φ is also an EBC as we show in the next observation:

Observation 3. *There exist quantum channels Λ for each of which $S_{\Lambda, \Lambda, \omega}(\rho)$ does not provide any advantage through any measurement (on the quantum switch) based control strategy, while $S_{\Lambda', \Lambda', \omega}(\rho)$ does provide advantage through such strategies, where $\Lambda' = \Phi \circ \Lambda$ for some EBC Φ .*

Proof. Consider the quantum channels

$$\Lambda(\rho) = \frac{1}{2}\rho + \frac{1}{2}\sigma_z \rho \sigma_z \quad (21)$$

and

$$\Phi(\rho) = \frac{1-\lambda_3}{4}\rho + \frac{1+\lambda_3}{4}\sigma_x \rho \sigma_x + \frac{1+\lambda_3}{4}\sigma_y \rho \sigma_y + \frac{1-\lambda_3}{4}\sigma_z \rho \sigma_z \quad (22)$$

where the $-1 \leq \lambda_3 \leq 1$.

From the equation (19), we know that $\Lambda(\rho)$ can not give advantage using quantum switch.

Now,

$$\begin{aligned} \Lambda'(\rho) &= (\Phi \circ \Lambda)(\rho) \\ &= \Phi(\rho). \end{aligned} \quad (23)$$

Note that Φ has T -matrix

$$\mathcal{T}_\Phi = \begin{pmatrix} 1 & 0 & 0 & 0 \\ 0 & 0 & 0 & 0 \\ 0 & 0 & 0 & 0 \\ 0 & 0 & 0 & -\lambda_3 \end{pmatrix} \quad (24)$$

Therefore, for $-1 \leq \lambda_3 \leq 1$, $\Phi(\rho)$ is an EBC.

Now from the equation (9) and equation (10) we obtain that

$$\begin{aligned} C_{\Phi, +} &= \left[\frac{(1+\lambda_3^2)}{4}\rho + \frac{(1-\lambda_3^2)}{8}\sigma_x \rho \sigma_x \right. \\ &\quad \left. + \frac{(1-\lambda_3^2)}{8}\sigma_y \rho \sigma_y + \frac{(1-\lambda_3)^2}{8}\sigma_z \rho \sigma_z \right] / q \end{aligned} \quad (25)$$

and

$$C_{\Phi,-} = \left[\frac{(1-\lambda_3^2)}{8} \sigma_x \rho \sigma_x + \frac{(1-\lambda_3^2)}{8} \sigma_y \rho \sigma_y + \frac{(1+\lambda_3)^2}{8} \sigma_z \rho \sigma_z \right] / (1-q) \quad (26)$$

with $q = 1 - 2(1 - \lambda_3^2) + (1 + \lambda_3)^2 = 2\lambda_3 + 3\lambda_3^2$. Again we have used the notation $C_{\Phi,\pm}$ instead of C_{\pm} to remind the readers that these branches are generated from the channel Φ using quantum switch.

Now if we implement a measurement-based controlled operation $\mathcal{U} = \mathbb{I} \otimes |+\rangle\langle+| + \sigma_z \otimes |-\rangle\langle-|$ and we prepare the control state as $\omega = |+\rangle\langle+|$, then

$$\begin{aligned} Tr_{\omega}[\mathcal{U} S_{\Phi,\omega}(\rho) \mathcal{U}^{\dagger}] &= \frac{3 + 2\lambda_3 + 3\lambda_3^2}{8} \rho + \frac{(1-\lambda_3)^2}{8} \sigma_z \rho \sigma_z \\ &+ \frac{1-\lambda_3^2}{4} (\sigma_x \rho \sigma_x + \sigma_y \rho \sigma_y) \end{aligned} \quad (27)$$

The T-matrix of the above channel is given by

$$\mathcal{T} = \begin{pmatrix} 1 & 0 & 0 & 0 \\ 0 & \frac{(1+\lambda_3)^2}{4} & 0 & 0 \\ 0 & 0 & \frac{(1+\lambda_3)^2}{4} & 0 \\ 0 & 0 & 0 & \lambda_3^2 \end{pmatrix} \quad (28)$$

Therefore, from the Observation 4 of [16], for $\lambda_3^2 + \frac{(1+\lambda_3)^2}{2} > 1$ or equivalently for $1 \geq \lambda_3 > \frac{1}{3}$, the channel $Tr_{\omega}[\mathcal{U} S_{\Phi,\omega}(\rho) \mathcal{U}^{\dagger}]$ is not EBC. ■

The above result can be explored further by scanning through the space of all Pauli channels and one can quantify the advantage which concatenation can provide with the use of the switch. Let us first take a general Pauli channel given by the following T matrix

$$\mathcal{T}_{\lambda} = \begin{pmatrix} 1 & 0 & 0 & 0 \\ 0 & \lambda_1 & 0 & 0 \\ 0 & 0 & \lambda_2 & 0 \\ 0 & 0 & 0 & \lambda_3 \end{pmatrix} \quad (29)$$

We generate a random pair of Pauli EBCs \mathcal{T}_{λ} and \mathcal{T}_{γ} that are not useful under either or both branches of the switch and check whether the concatenated channel $\mathcal{T}_{\lambda \circ \gamma}$ is useful under the C_+ or C_- branch. We can also compare the results of concatenation of unital Pauli EBCs with the concatenation of three parameter non-unital EBCs given by

$$\mathcal{T}_k = \begin{pmatrix} 1 & 0 & 0 & 0 \\ 0 & k_1 & 0 & 0 \\ 0 & 0 & k_1 & 0 \\ t & 0 & 0 & k_3 \end{pmatrix} \quad (30)$$

We recall that for Pauli channels, the C_+ and C_- branches are CPTP maps while for non-unital channels these branches are only CP. The results are presented in fig. 4.

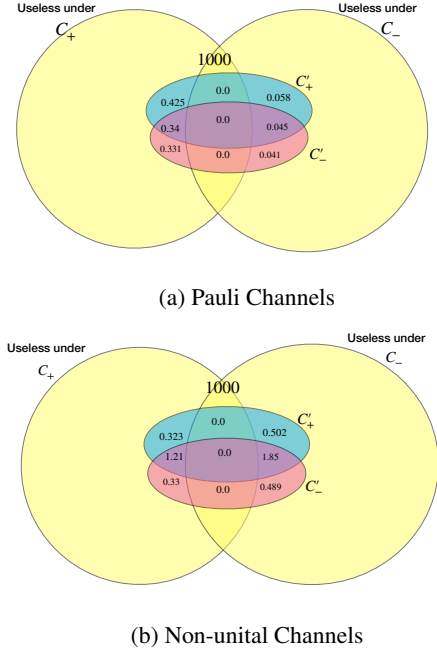


FIG. 4: The Venn diagrams shows the fraction of useless channel pairs that become useful after concatenation. The larger circles (in yellow) contain the set of EBCs that remain entanglement breaking under either C_+ or C_- or both. The sets denoted by C'_+ and C'_- contain the pairs that after concatenation become non-entanglement breaking under either C_+ or C_- branches respectively. Note that the fractions mentioned in the diagram are out of a 1000 pairs of channels.

For instance, out of 1000 useless pairs of Pauli channels, 0.425 pairs of channels are useful on an average only under C_+ after concatenation. To estimate these measures we generated about 10^7 random pairs of EBCs and check for their behaviour under the switch after concatenation.

We call the channel *completely useless* if under both C_+ and C_- it remains useless. From fig. 4 it can be found that such channels remain completely useless even after concatenation- both for the Pauli channels and the particular class of non-unital channels that we have used here. This fact encourages us to provide the following conjecture:

Conjecture 1. *Concatenation of two completely useless channels is always completely useless.*

A particularly useful set of channels is at the intersection of C'_+ and C'_- . From the Fig. 4, we see that there exist channels that only probabilistically can transfer entanglement under the switch, but after concatenation with another channel can transfer entanglement deterministically under the switch. As an example of the effect of concatenation, figure 5 shows some of the Pauli channels useless under C_+ inside the octahedron, which under concatenation become useful. The orange dots show the map of the concatenated channels (in red) outside of the octahedron under the C_+ channel. We also

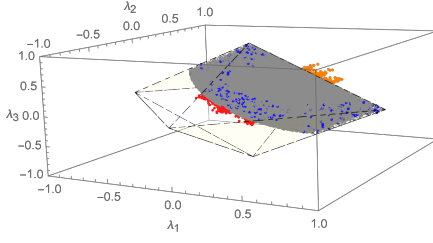


FIG. 5: The grey region shows the useless channels under concatenation. The blue dots are the useless channels that can be converted to useful under concatenation for C_+ channel. The red dots are the result of the concatenations. and the orange dots are the mapping of the red dots outside the octahedron under C_+ channel.

see that there is an interesting geometry of the concatenations that result in useful channels under C_+ or C_- . Figure 6 shows the Euclidean distances between the Pauli channels which become useful under one of the branches of the switch after concatenation. The Euclidean distance between the channels is calculated as $D_{\lambda\gamma} = \sqrt{\sum(\lambda_i - \gamma_i)^2}$. We can see that the pairs that concatenate into useful channels under switch are not located close to each other. In fact these distances are comparable to the edge length $\sqrt{2}$.

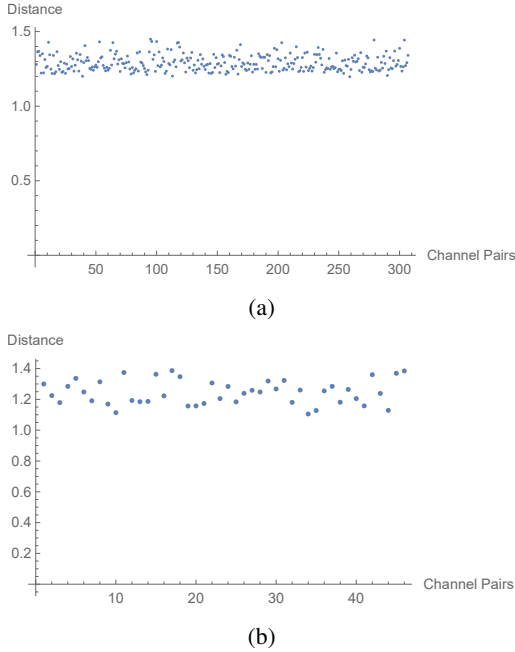


FIG. 6: **6a:** Spread of the euclidean distance between the channels which are useless under C_+ and which, after concatenation, give useful channels under C_+ . We have indexed the set of channel pairs with integers which are plotted along the x-axis. The average distance is ~ 1.28 **6b:** Spread of the euclidean distance between the channels which are useless under C_- and which after concatenation give useful channels under C_- . The average distance for such pairs is ~ 1.21 .

D. Advantages in different information theoretic tasks

1. Advantage in quantum random access code

Let, Alice has n -dits string denoted by $\vec{x} = (x_1, \dots, x_n)$ at her disposal. She encodes a particular n -dit string in a state of a d -level quantum system (i.e., in a qudit) and then transfers this qudit to Bob. In addition, Bob receives a random number $j \in \{1, 2, \dots, n\}$. Now, Bob's task is to guess the j -th dit x_j . He does this by doing a measurement on the quantum system sent by Alice. He has n choices of measurements each with d outcomes $0, 1, \dots, d-1$. After obtaining the random number j , he performs the j -th measurement on the qudit sent by Alice. Depending on the outcome of the measurement, Bob guesses the j -th entry x_j of Alice's string \vec{x} . Let, his guess be y . The game will be successful if $y = x_j$. This is known as (n, d) -quantum random access code (QRAC). It has a classical counterpart, known as (n, d) -random access code (RAC), where Alice is allowed to send a dit to Bob instead of a qudit. The maximum average success probability of random access code (for $n = 2$ case) is $P_{rac}^{(2,d),max} = \frac{1}{2}(1 + \frac{1}{d})$. But the maximum average success probability of quantum random access code is $P_{qrac}^{(2,d),max} = \frac{1}{2}(1 + \frac{1}{\sqrt{d}})$. Therefore, $P_{rac}^{(2,d),max} < P_{qrac}^{(2,d),max}$. We will call a particular encoding of Alice and a particular set of measurements performed by Bob to guess the desired d -level entry in Alice's n -dit string as a "useful strategy" if it can achieve quantum advantage in the average success probability i.e., the average success probability $P_{qrac}^{(2,d)} > P_{rac}^{(2,d),max}$. It is shown in [2] that the incompatibility of measurement is necessary for $(2, d)$ -QRAC to be useful.

Now suppose only a noisy channel Λ is available to Alice to transfer the qudit to Bob. In this case the achievable success probability decreases. Depending on Λ , this decrement of probability can be drastic. In this context, we have the following observation:

Observation 4. *If Alice has only 2-IBC channels to transfer the qudit to Bob in a $(2, d)$ -QRAC game, there exist no measurement strategy for Bob as well as qudit encoding scheme for Alice which can be useful i.e., using which one can get quantum advantage.*

Proof. Let Alice encode 2-dit string $\vec{x} = (x_1, x_2)$ in the qudit state $\mathcal{E}(\vec{x})$ and sends it to Bob through channel Λ . Now suppose Bob chooses the measurement $M_1 = \{M_1(j)\}_{j \in \{0, 1, \dots, d-1\}}$ for the first dit and $M_2 = \{M_2(j)\}_{j \in \{0, 1, \dots, d-1\}}$ for the second dit. Then the average success probability is

$$\begin{aligned} P_{qrac}^{(2,d)} &= \frac{1}{2d^2} \sum_{\vec{x}} \text{Tr}[\Lambda(\mathcal{E}(\vec{x}))(M_1(x_1) + M_2(x_2))] \\ &= \frac{1}{2d^2} \sum_{\vec{x}} \text{Tr}[\mathcal{E}(\vec{x})\Lambda^*(M_1(x_1) + M_2(x_2))] \\ &\leq \frac{1}{2d^2} \sum_{\vec{x}} \|\Lambda^*(M_1(x_1)) + \Lambda^*(M_2(x_2))\| \\ &\leq \frac{1}{2}(1 + \frac{1}{d}) \end{aligned} \quad (31)$$

where we get the last inequality from Theorem 1 of [2] and noting the fact that $\Lambda^*(M_1)$ and $\Lambda^*(M_2)$ are compatible. ■

Therefore, 2-IBC channels are useless for (2, d)-QRAC [2]. Note that incompatibility is necessary, but not sufficient for (2, d)-QRAC. Therefore, the analysis of previous sections indicates that quantum switch can help to quantum advantage in (2, d)-QRAC though the Λ is 2-IBC in some cases. We will study this through the next example.

Example 3. Suppose in a (2, 2)-QRAC, Alice is encoding the two bit string (ij) in the quantum state $\rho(ij) = |+\rangle_{ij} \langle +|_{ij}$ where $|+\rangle_{ij}$ is the eigen state of $\hat{n}_{ij}, \vec{\sigma}$ corresponding to the eigen value +1 and $\hat{n}_{ij} = \frac{1}{\sqrt{2}}((-1)^i, (-1)^j, 0)^T$ for $i, j \in \{0, 1\}$. In this case if Alice is able to transfer the state to Bob with perfect communication i.e., through identity channel and Bob chooses the measurement $M_1 = \{|+\rangle, \hat{x}\} \langle +|, \hat{x}|, |-\rangle, \hat{x}\} \langle -|, \hat{x}|$ for the first bit and $M_2 = \{|+\rangle, \hat{y}\} \langle +|, \hat{y}|, |-\rangle, \hat{y}\} \langle -|, \hat{y}|$ for the second bit ($|\pm\rangle, \hat{j}$) is the eigen state of σ_j with eigen value ± 1 for $j = x, y$, then the average success probability is

$$\begin{aligned} P_{\text{grac}}^{(2,2)} &= \frac{1}{8} \sum_{ij} \text{Tr}[\rho(ij)(M_1(i) + M_2(j))] \\ &= \frac{1}{2} \left(1 + \frac{1}{\sqrt{2}} \right) \end{aligned} \quad (32)$$

which is the optimal average success probability for (2, 2)-QRAC.

Now, suppose Alice has only 2-IBCs to communicate with Bob. For example, suppose Alice has the channel Φ given in equation (22). After using quantum switch, the effective channel $C_{\text{eff}}(\rho) = \text{Tr}_\omega[\mathcal{U} S_{\Phi, \Phi, \omega}(\rho) \mathcal{U}^\dagger]$ is given in equation (27). Therefore, if Alice uses this effective channel, the average success probability is

$$\begin{aligned} P_{\text{grac}}^{(2,2)} &= \frac{1}{8} \sum_{ij} \text{Tr}[C_{\text{eff}}(\rho(ij))(M_1(i) + M_2(j))] \\ &= \frac{(1 + \lambda_3)^2}{4} P_{\text{grac}}^{(2,2)} + \frac{(1 - \frac{(1 + \lambda_3)^2}{4})}{2} \\ &= \frac{(1 + \lambda_3)^2}{8\sqrt{2}} + \frac{1}{2} \\ &= \frac{1}{2} \left[1 + \frac{(1 + \lambda_3)^2}{4\sqrt{2}} \right] \end{aligned} \quad (33)$$

Since, $P_{\text{rac}}^{(2,2), \max} = \frac{3}{4}$, we have $P_{\text{grac}}^{(2,2)} > P_{\text{rac}}^{(2,2), \max}$ only for $\lambda_3 > 2^{\frac{3}{4}} - 1 \approx 0.6818$. Therefore, clearly C_{eff} is not 2-IBC for $1 \geq \lambda_3 > 2^{\frac{3}{4}} - 1$. In FIG. 7, variation of $P_{\text{grac}}^{(2,2)}$ w.r.t. λ_3 is plotted.

2. Advantage in quantum steering

Suppose, Alice and Bob shares a bipartite quantum state $\rho^{AB} \in \mathcal{S}(\mathcal{H}_A \otimes \mathcal{H}_B)$ and Alice has a measurement assemblage

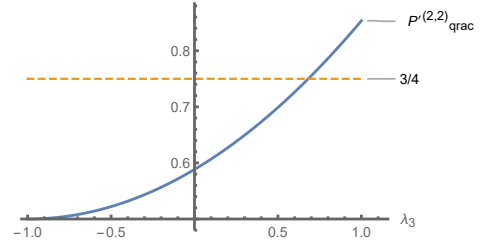


FIG. 7: Average success probability $P_{\text{grac}}^{(2,2)}$ vs. λ_3 graph. This graph shows that $P_{\text{grac}}^{(2,2)} > P_{\text{rac}}^{(2,2), \max} = \frac{3}{4}$ for $1 \geq \lambda_3 > 2^{\frac{3}{4}} - 1$.

(i.e., a set of measurement) $\mathcal{M}_A = \{M_x\}$. Each M_x has the outcome set Ω_x . Now state ρ^{AB} is called unsteerable from Alice to Bob i.e., from A to B with \mathcal{M}_A if there exist a probability distribution π_λ , a set of states $\{\sigma_\lambda\}$ of B and a set of probability distributions $P_A(a_x|x, \lambda)$ for all $a_x \in \Omega_x$ and for all x such that

$$\rho_{a_x|x}^B = \text{Tr}_A[(M_{a_x|x} \otimes \mathbb{I}_B)\rho^{AB}] = \sum_\lambda \pi_\lambda P_A(a_x|x, \lambda) \sigma_\lambda \quad (34)$$

holds. A state ρ^{AB} is called unsteerable from A to B if it is unsteerable from A to B with any measurement assemblage \mathcal{M}_A . A state ρ^{AB} is called unsteerable if it is unsteerable from both A to B and from B to A. Otherwise it is called steerable. Steering is useful for different information theoretic tasks [25]. There exist several steering inequalities which detects the steerability of a bipartite quantum state [26–29]. One such steering inequality using two measurement settings, we are writing below which was originally studied in [26, 27, 29]. The bipartite state ρ^{AB} is unsteerable if

$$F(\rho^{AB}) = \frac{1}{\sqrt{2}} |\text{Tr}[\rho^{AB}(\sigma_x \otimes \sigma_x)] + \text{Tr}[\rho^{AB}(\sigma_z \otimes \sigma_z)]| \leq 1. \quad (35)$$

Now suppose, Bob is preparing a bipartite entangled state ρ^{AB} and sending the part A to Alice. This shared bipartite entangled quantum state, they will use in different information theoretic tasks which can be performed with the help of A to B steering. Now, we make the following observation-

Observation 5. Suppose Bob is sending A part of a bipartite state ρ^{AB} to Alice (i.e., from B to A) through an n-incompatibility breaking channel Λ then $\rho'^{AB} = (\Lambda \otimes I)(\rho^{AB})$ is steerable from A to B with no measurement assemblage $\mathcal{M}_A = \{M_x\}_{x=1}^n$ where I is an identity channel.

Proof. Consider any a measurement assemblage $\mathcal{M}_A = \{M_x\}_{x=1}^n$ for Alice. Then, as Λ is a n-IBC, $\{\Lambda^*(M_x)\}$ is a compatible set and has a joint observable $\mathcal{J} = \{J_\lambda\}$ such that $\Lambda^*(M_{a_x|x}) = \sum_\lambda P_A(a_x|x, \lambda) J_\lambda$ where $P_A(a_x|x, \lambda)$ is some probability distribution. Then

$$\begin{aligned}
\rho'_{a_x|x}{}^B &= \text{Tr}_A[(M_{a_x|x} \otimes \mathbb{I}_B)\rho'^{AB}] \\
&= \text{Tr}_A[(M_{a_x|x} \otimes \mathbb{I}_B)(\Lambda \otimes \mathcal{I})(\rho^{AB})] \\
&= \text{Tr}_A[(\Lambda^*(M_{a_x|x}) \otimes \mathbb{I}_B)\rho^{AB}] \\
&= \text{Tr}_A[(\Lambda^*(M_{a_x|x}) \otimes \mathbb{I}_B)\rho^{AB}] \\
&= \text{Tr}_A[(\sum_{\lambda} P_A(a_x|x, \lambda) J_{\lambda} \otimes \mathbb{I}_B)\rho^{AB}] \\
&= \sum_{\lambda} P_A(a_x|x, \lambda) \text{Tr}_A[(J_{\lambda} \otimes \mathbb{I}_B)\rho^{AB}] \\
&= \sum_{\lambda} P_A(a_x|x, \lambda) \pi_{\lambda} \sigma_{\lambda}
\end{aligned} \tag{36}$$

where, $\pi_{\lambda} = \text{Tr}[(J_{\lambda} \otimes \mathbb{I}_B)\rho^{AB}]$ and $\sigma_{\lambda}^B = \frac{1}{\pi_{\lambda}} \text{Tr}_A[(J_{\lambda} \otimes \mathbb{I}_B)\rho^{AB}]$. Hence, ρ'^{AB} is not steerable with the measurement assemblage $\mathcal{M}_A = \{M_x\}_{x=1}^n$. ■

From this result, the next observation is immediate:

Observation 6. Suppose Bob is sending A part of a bipartite state ρ^{AB} to Alice (i.e., from B to A) through an incompatibility breaking channel Λ then $\rho'^{AB} = (\Lambda \otimes \mathcal{I})(\rho^{AB})$ is not steerable from A to B where \mathcal{I} is a identity channel.

Therefore, if Bob has only IBCs to communicate with Alice, the resulting bipartite state after the communication, will no longer be steerable from A to B. The Observation 6 is equivalent to the Theorem 1 of [30]. A Corollary similar, but not exactly same with the Observation 6, has been derived using channel state duality in [18]. But if Bob has a quantum switch, he can get rid of this situation. We will show this through the following example.

Example 4. Suppose Bob is sending Alice the A part of a quantum state $\rho^{AB} = |\psi\rangle_{AB} \langle\psi|$, where $|\psi\rangle_{AB} = \frac{1}{\sqrt{2}}[|00\rangle + |11\rangle]$. $|\psi\rangle_{AB}$ is a maximally entangled state and therefore, steerable under suitable measurements. Clearly, $\frac{1}{\sqrt{2}} |\text{Tr}[\rho^{AB}(\sigma_x \otimes \sigma_x)] + \text{Tr}[\rho^{AB}(\sigma_z \otimes \sigma_z)]| = \sqrt{2} > 1$. Now suppose Bob has only IBCs, for example, the quantum channel Φ , given in equation (22) to communicate with Alice. Since, Φ is EBC, and therefore it is also IBC. Therefore, $(\Phi \otimes \mathcal{I})(\rho^{AB})$ is separable and therefore it is not steerable from Alice to Bob i.e., from A to B. Now if Bob has a quantum switch he can improve the communication. After using quantum switch, the effective channel $C_{eff}(\rho) = \text{Tr}_{\omega}[\mathcal{U}S_{\Phi, \omega}(\rho)\mathcal{U}^{\dagger}]$ is given in equation (27). Therefore, the

resulting shared state after the communication is

$$\begin{aligned}
\rho'^{AB} &= (C_{eff} \otimes \mathcal{I})(\rho^{AB}) \\
&= \frac{1}{2} [C_{eff}(|0\rangle \langle 0|) \otimes |0\rangle \langle 0| + C_{eff}(|0\rangle \langle 1|) \otimes |0\rangle \langle 1| \\
&\quad + C_{eff}(|1\rangle \langle 0|) \otimes |1\rangle \langle 0| + C_{eff}(|1\rangle \langle 1|) \otimes |1\rangle \langle 1|] \\
&= \frac{1}{2} \left[\frac{1+\lambda_3^2}{2} |00\rangle \langle 00| + \frac{(1+\lambda_3)^2}{4} |00\rangle \langle 11| \right. \\
&\quad + \frac{1-\lambda_3^2}{2} |01\rangle \langle 01| + \frac{(1+\lambda_3)^2}{4} |11\rangle \langle 00| \\
&\quad + \frac{1-\lambda_3^2}{2} |10\rangle \langle 10| + \frac{1+\lambda_3^2}{2} |11\rangle \langle 11| \left. \right] \\
&= \frac{(1+\lambda_3)^2}{4} |\psi\rangle_{AB} \langle\psi| + \left(1 - \frac{(1+\lambda_3)^2}{4}\right) \rho_{sep}^{AB}
\end{aligned} \tag{37}$$

where $\rho_{sep}^{AB} = \frac{2}{4-(1+\lambda_3)^2} \left[\frac{(1-\lambda_3)^2}{4} |00\rangle \langle 00| + \frac{1-\lambda_3^2}{2} |01\rangle \langle 01| + \frac{1-\lambda_3^2}{2} |10\rangle \langle 10| + \frac{(1-\lambda_3)^2}{4} |11\rangle \langle 11| \right]$ is a separable state.

Now, $\frac{1}{\sqrt{2}} |\text{Tr}[\rho_{sep}^{AB}(\sigma_x \otimes \sigma_x)] + \text{Tr}[\rho_{sep}^{AB}(\sigma_z \otimes \sigma_z)]| = \frac{3\lambda_3^2 - 2\lambda_3 - 1}{4 - (1+\lambda_3)^2}$. Therefore,

$$\begin{aligned}
F(\rho'^{AB}) &= \frac{1}{\sqrt{2}} |\text{Tr}[\rho'^{AB}(\sigma_x \otimes \sigma_x)] + \text{Tr}[\rho'^{AB}(\sigma_z \otimes \sigma_z)]| \\
&= \frac{(1+\lambda_3)^2}{4} \sqrt{2} + \frac{3\lambda_3^2 - 2\lambda_3 - 1}{4}.
\end{aligned} \tag{38}$$

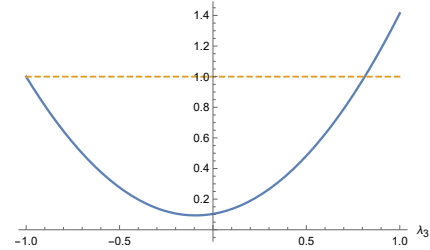


FIG. 8: $F(\rho'^{AB})$ vs. λ_3 graph. $F(\rho'^{AB}) > 1$ for $\lambda_3 > 0.8123$.

From the Fig. 8, we get that $F(\rho'^{AB}) > 1$ for $1 \geq \lambda_3 > 0.8123$. Therefore, in this range of λ_3 , C_{eff} is not 2-IBC. As $0.8123 > 2^{\frac{3}{4}} - 1$, from Example 3, we guess that possibly QRAC is a better detector of n-IBC than steering inequalities at least in some cases.

3. Prevention of the loss of coherence

Quantum coherence is an important resource that can be utilised in several information-theoretic and thermodynamic tasks. Specifically, it can be used in work extraction [19], quantum algorithms [20], quantum metrology [21], quantum channel discrimination [22], witnessing quantum correlations [23] etc.

We know from the resource theory of coherence [31] that

there are operations, known as incoherent operations which do not increase coherence but may decrease it and there are channels, known as coherence breaking channels which completely destroy the coherence of any quantum state.

Now suppose Alice is preparing quantum states for Bob who uses the coherence of these states w.r.t. some basis as a resource to get the advantage in different information-theoretic and thermodynamic tasks. But if Alice has only coherence-breaking channels to communicate with Bob, she will be unable to transfer the coherence of the state. Whereas if she has incoherent channels, the coherence of state which Alice sends for Bob, will decrease when the state will reach to Bob.

In these types of cases, if she has a quantum switch, she might be able to perform better communication, as stated in the following observation.

Observation 7. *There exist coherence breaking channels that can be converted to non-coherence breaking channels using the quantum switch and controlled incoherent operations.*

Proof. Suppose we are interested in coherence w.r.t. the basis $\{|0\rangle, |1\rangle\}$. Then, the T matrix of any coherence breaking channel $C_{coh-break}$ has the following form [10]:

$$\mathcal{T}_{C_{coh-break}} = \begin{pmatrix} 1 & 0 & 0 & 0 \\ 0 & 0 & 0 & 0 \\ 0 & 0 & 0 & 0 \\ t & 0 & 0 & \lambda \end{pmatrix} \quad (39)$$

Now, it can be seen that the channel Φ , given in the equation (22), has the T matrix of the form given as above, but $Tr_\omega[\mathcal{U}S_{\Phi,\Phi,\omega}(\rho)\mathcal{U}^\dagger]$ does not have this form. Note that here \mathcal{U} is an incoherent operation (the measurement based controlled two-qubit operation, introduced earlier). ■

A more general result: for the T matrix

$$\mathcal{T}_{C_{coh-break}} = \begin{pmatrix} 1 & 0 & 0 & 0 \\ 0 & 0 & 0 & 0 \\ 0 & 0 & 0 & 0 \\ t & 0 & 0 & \lambda_3 \end{pmatrix}, \quad (40)$$

the Kraus operators are given by

$$\begin{aligned} K_1 &= \sqrt{\frac{1}{2}(1 - \lambda_3 - t)} \begin{pmatrix} 0 & 0 \\ 1 & 0 \end{pmatrix} \\ K_2 &= \sqrt{\frac{1}{2}(1 + \lambda_3 - t)} \begin{pmatrix} 0 & 0 \\ 0 & 1 \end{pmatrix} \\ K_3 &= \sqrt{\frac{1}{2}(1 - \lambda_3 + t)} \begin{pmatrix} 0 & 1 \\ 0 & 0 \end{pmatrix} \\ K_4 &= \sqrt{\frac{1}{2}(1 + \lambda_3 + t)} \begin{pmatrix} 1 & 0 \\ 0 & 0 \end{pmatrix} \end{aligned} \quad (41)$$

Let the initial state be

$$\rho = \frac{1}{2} \begin{pmatrix} 1+c & a-ib \\ a+ib & 1-c \end{pmatrix} \quad (42)$$

Given the Krauss operators of the channel, we can calculate the channel under the switch using equation (8). Let the final state (after the use of the switch) be represented by $S_{\mathcal{E},\mathcal{E},\omega}(\rho)$, where \mathcal{E} is the coherence breaking channel. If we trace over the switch state, the resulting channel naturally has the form of the initial channel and we get no advantage:

$$\begin{aligned} tr_\omega[S_{\mathcal{E},\omega}(\rho)] &= \frac{1}{2} \begin{pmatrix} 1+c\lambda^2+t(1+\lambda) & 0 \\ 0 & 1-c\lambda^2-t(1+\lambda) \end{pmatrix} \\ \Rightarrow T &= \begin{pmatrix} 1 & 0 & 0 & 0 \\ 0 & 0 & 0 & 0 \\ 0 & 0 & 0 & 0 \\ t(1+\lambda) & 0 & 0 & \lambda_3^2 \end{pmatrix}. \end{aligned} \quad (43)$$

But instead if we use a general controlled unitary given by $U_{\theta,\phi_1,\phi_2} = I \otimes |+\rangle\langle +| + U \otimes |-\rangle\langle -|$ where

$$U = \begin{pmatrix} e^{i\phi_1} \cos(\theta) & e^{i\phi_2} \sin(\theta) \\ -e^{-i\phi_2} \sin(\theta) & e^{-i\phi_1} \cos(\theta) \end{pmatrix}, \quad (44)$$

the channel after the partial trace over the switch state is given by the following:

$$\begin{aligned} tr_\omega[U_{\theta,\phi_1,\phi_2} S_{\mathcal{E},\omega}(\rho) U_{\theta,\phi_1,\phi_2}^\dagger] &= \frac{1}{2} \begin{pmatrix} 1+t_1+c\eta_3+a\eta_1-ib\eta_2 & t_2^*+c\gamma_3^*+a\gamma_1^*+ib\gamma_2^* \\ t_2+c\gamma_3+a\gamma_1-ib\gamma_2 & 1-t_1-c\eta_3-a\eta_1+ib\eta_2 \end{pmatrix} \\ \text{where,} & \\ t_1 &= (1+\lambda)(6+2\cos\theta)t/8, \\ \eta_1 &= [-\cos(\phi_1-\phi_2)\sin 2\theta(1-2\lambda+\lambda^2-t^2)]/8, \\ \eta_2 &= [\sin(\phi_1-\phi_2)\sin 2\theta(1-2\lambda+\lambda^2-t^2)]/8, \\ \eta_3 &= (1+2\lambda+t^2)(1-\cos^2 2\theta)/8 + \lambda^2 \cos 2\theta \\ \gamma_1 &= (1-2\lambda+\lambda^2-t^2)(1-e^{-2i\phi_2}\cos\theta^2 + e^{-2i\phi_1}\sin\theta^2) \\ \gamma_2 &= (1-2\lambda+\lambda^2-t^2)(1-e^{-2i\phi_1}\cos\theta^2 - e^{-2i\phi_2}\sin\theta^2) \\ \gamma_3 &= (1-2\lambda+\lambda^2-t^2)e^{-i(\phi_1+\phi_2)}\sin 2\theta \\ t_2 &= -2e^{-i(\phi_1+\phi_2)}(\lambda+1)t\sin 2\theta. \end{aligned} \quad (45)$$

This corresponds to the following T matrix

$$T = \begin{pmatrix} 1 & 0 & 0 & 0 \\ t_2^R & \gamma_1^R & -\gamma_2^I & \gamma_3^R \\ t_2^I & \gamma_1^I & \gamma_2^R & \gamma_3^I \\ t_1 & \eta_1 & -i\eta_2 & \eta_3 \end{pmatrix} \quad (46)$$

where $x^R = \text{Re}(x)$ and $x^I = \text{Im}(x)$

$\theta = 0$ corresponds to the incoherent unitary operator, for which the T-matrix takes the following form:

$$T = \begin{pmatrix} 1 & 0 & 0 & 0 \\ 0 & \gamma_1^R & -\gamma_2^I & 0 \\ 0 & \gamma_1^I & \gamma_2^R & 0 \\ t_1 & 0 & 0 & \eta_3 \end{pmatrix} \quad (47)$$

Here $\eta_3 = \lambda^2$, $t_1 = t(1+\lambda_3)/2$ and $\gamma_1^R = \gamma_2^R = (1-2\lambda_3+\lambda_3^2-t^2)/4$. Therefore, using an incoherent controlled unitary,

a quantum switch can be used to convert a coherence breaking channel into a non-coherence breaking channel. But in this particular case, since T_{13} , T_{23} , T_{31} , and T_{32} are zero, the effective channel after the switch operation can not generate coherence but can reduce the loss.

E. Communication using noisy quantum switch

In the previous sections, we have assumed that the switch is not interacting with the environment. But in practice the switch state will interact with its environment which will introduce noise in the state of the quantum switch. Therefore, through measurement-based controlled operation one may not get the desired effective channel. Now, we will study this through the next example.

Example 5 (Switch with depolarising noise). *Consider, the quantum channel $\Lambda_{\text{perfect}}(\rho) = \frac{1}{2}\sigma_x\rho\sigma_x + \frac{1}{2}\sigma_y\rho\sigma_y$. We know that perfect communication can be achieved through this channel using quantum switch [1]. Therefore,*

$$S_{\Lambda_{\text{perfect}}, \Lambda_{\text{perfect}}, \omega}(\rho) = \frac{1}{2}\rho \otimes \omega + \frac{1}{2}\sigma_z\rho\sigma_z \otimes \sigma_z\omega\sigma_z \quad (48)$$

where, $\omega = |+\rangle\langle+|$.

After this, suppose the depolarising noisy channel Γ_2^t has acted on the switch state ω due to the interaction with the environment. Then the joint state of the system and the switch is given by

$$\begin{aligned} S'_{\Lambda_{\text{perfect}}, \Lambda_{\text{perfect}}, \omega}(\rho) &= \frac{1}{2}\rho \otimes \Gamma_2^t(\omega) + \frac{1}{2}\sigma_z\rho\sigma_z \otimes \Gamma_2^t(\sigma_z\omega\sigma_z) \\ &= \frac{1}{2}\left(\frac{(1+t)}{2}\rho + \frac{(1-t)}{2}\sigma_z\rho\sigma_z\right) \otimes |+\rangle\langle+| \\ &\quad + \frac{1}{2}\left(\frac{(1+t)}{2}\sigma_z\rho\sigma_z + \frac{(1-t)}{2}\rho\right) \otimes |-\rangle\langle-| \end{aligned} \quad (49)$$

Now suppose Alice is implementing a measurement based controlled operation $\mathcal{U} = \mathbb{I} \otimes |+\rangle\langle+| + \sigma_z \otimes |-\rangle\langle-|$. Then the final state is given by

$$Tr_{\omega}[\mathcal{U}S'_{\Lambda_{\text{perfect}}, \Lambda_{\text{perfect}}, \omega}(\rho)\mathcal{U}^\dagger] = \frac{(1+t)}{2}\rho + \frac{(1-t)}{2}\sigma_z\rho\sigma_z \quad (50)$$

Therefore, the above channel is no longer a identity channel and therefore, the perfect communication is not achieved.

IV. CONCLUSIONS

We have shown that in case deterministic improvement in communication is not possible using quantum switch, probabilistic improvement may be possible using it. We discuss the communication improvement for several quantum channels. We show that if a channel is useless even after using the quantum switch, concatenation of it with some other channel may provide communication improvement under the action of the quantum switch. In particular, we have studied the conversion of useless channels into useful channels through concatenation which might be useful in quantum communication technology in the future. We have shown that communication improvement due to the action of quantum switch helps to get the advantage in Quantum Random Access Codes as well as to demonstrate the quantum steering when only useless channels are available for communication, prevents the loss of coherence, etc. We show that the noise introduced in the switch may hamper communication improvement.

Our research opens up several research avenues. It is an open problem to find out the necessary-sufficient condition for a generic quantum channel that can provide improvement under the action of the quantum switch. Though we have shown that if a channel is useless even after using the quantum switch, concatenation of it with some other channels may provide communication improvement under the action of the quantum switch, the necessary and sufficient condition for improvement, in this case, is not known. It may also be interesting to compare with the effectiveness of the noisy quantum switch in achieving improvements in different quantum information processing (or, quantum communication) tasks.

V. ACKNOWLEDGEMENTS

We want to thank Huan-Yu Ku for the valuable comments on this work.

-
- [1] G. Chiribella, M. Banik, S. S. Bhattacharya, T. Guha, M. Alimuddin, A. Roy, S. Saha, S. Agrawal, G. Kar, Indefinite causal order enables perfect quantum communication with zero capacity channels, *New J. of Phys.* **23**, 033039 (2021)
 - [2] C. Carmeli, T. Heinosaari, and A. Toigo, Quantum random access codes and incompatibility of measurements, *Europhys. Lett.* **130**, 50001 (2020).
 - [3] O. Oreshkov, F. Costa, Č. Brukner, Quantum correlations with no causal order, *Nat Commun.*, **3**(1), 1092, (2012).
 - [4] G. Rubino, L. A. Rozema, A. Feix, M. Araújo, J. M. Zeuner, L. M. Procopio, Č. Brukner, P. Walther, Experimental verification of an indefinite causal order, *Science Advances* **3**, 3:e1602589, (2017)
 - [5] L. M. Procopio, F. Delgado, M. Enríquez 2, N. Belabas, J. A. Levenson, Communication Enhancement through Quantum Coherent Control of N Channels in an Indefinite Causal-Order Scenario, *Entropy*, **21**(10), 1012, (2019)

- [6] Sk Sazim, M. Sedlak, K. Singh, and A. K. Pati, Classical communication with indefinite causal order for N completely depolarizing channels, *Phys. Rev. A* **103**, 062610 (2021)
- [7] T. Heinosaari and M. Ziman, *The Mathematical Language of Quantum Theory: From Uncertainty to Entanglement* (Cambridge University Press, Cambridge, UK, 2012).
- [8] T. Heinosaari, J. Kiukas, D. Reitzner, J. Schultz, Incompatibility breaking quantum channels, *J. Phys. A: Math. Theor.*, **48**, 435301 (2015)
- [9] T. Heinosaari, T. Miyadera, M. Ziman, An Invitation to Quantum Incompatibility, *J. Phys. A: Math. Theor.*, 49(12), 123001, (2016).
- [10] C. Dutta, Sk Sazim, A. K. Pati and P. Agrawal, Coherence of quantum channels, *Annals of Physics*, 397, 243-258, (2018).
- [11] M. Horodecki, P. W. Shor, and M. B. Ruskai, Entanglement breaking channels. *Reviews in Mathematical Physics*, 15(06), 629-641, (2003).
- [12] K. Goswami, C. Giarmatzis et al. Indefinite Causal Order in a Quantum Switch, *Phys. Rev. Lett.*, 121(9), 090503, (2018)
- [13] T. Heinosaari, D. Reitzner, P. Stano. Notes on Joint Measurability of Quantum Observables, *Fond Phys.*, 38(12), 1133-1147, (2008).
- [14] G. Chiribella, G M D'Ariano, P. Perinotti, B. Valiron, Quantum computations without definite causal structure, *Phys. Rev. A*, 88(2), 022318, (2013).
- [15] M. Clefii, A. S. Cacciapuoti, Quantum Switch for the Quantum Internet: Noiseless Communications through Noisy Channels, *IEEE J. Select. Areas Commun.*, 38(3), 575-588 (2020).
- [16] M.B. Ruskai, Qubit entanglement breaking channels. *Rev. Math. Phys.*, 15, 643 (2003).
- [17] C. Mukhopadhyay, A. K. Pati. Superposition of causal order enables quantum advantage in teleportation under very noisy channels, *J. Phys. Commun.*, 4(10), 105003, (2020).
- [18] J. Kiukas, C. Budroni, R. Uola, Juha-Pekka Pellonpää, Continuous-variable steering and incompatibility via state-channel duality, *Phys. Rev. A* **96**, 042331 (2017).
- [19] K. Korzekwa, M. Lostaglio, J. Oppenheim, D. Jennings, The extraction of work from quantum coherence, *New J. Phys.* **18** 023045 (2016).
- [20] M. Hillery, Coherence as a resource in decision problems: The Deutsch-Jozsa algorithm and a variation, *Phys. Rev. A* **93**, 012111 (2016).
- [21] P. Giorda, M. Allegra, Coherence in quantum estimation, *arXiv:1611.02519 [quant-ph]*.
- [22] M. Piani, M. Cianciaruso, T. R. Bromley, C. Napoli, N. Johnston, and G. Adesso, Robustness of asymmetry and coherence of quantum states, *Phys. Rev. A* **93**, (2016).
- [23] K. Bu, A. Kumar, J. Wu, Bell-type inequality in quantum coherence theory as an entanglement witness, *arXiv:1603.06322 [quant-ph]*.
- [24] M. A. Nielsen, and I. L. Chuang, *Quantum Computation and Quantum Information* (Cambridge University, Cambridge, England), 2000.
- [25] R. Uola, A. C.S. Costa, H. C. Nguyen, and O. Gühne, Quantum steering, *Rev. Mod. Phys.* **92**, 015001 (2020).
- [26] D. Das, S. Sasmal, and A. Roy, *Quantum Inf. Process.* **18**, 315 (2019).
- [27] E. G. Cavalcanti, S. J. Jones, H. M. Wiseman, and M. D. Reid, Experimental criteria for steering and the Einstein-Podolsky-Rosen paradox, *Phys. Rev. A*, **80**, 032112 (2009).
- [28] Y., Yang, and H. Cao, Einstein-Podolsky-Rosen Steering Inequalities and Applications, *Entropy* **20**(9) 683 (2018).
- [29] A. C. S. Costa and R. M. Angelo, Quantification of Einstein-Podolsky-Rosen steering for two-qubit states, *Phys. Rev. A* **93**, 020103(R) (2016).
- [30] H. Y. Ku, J. Kadlec, A. Černoch, M. T. Quintino, W. Zhou, K. Lemr, N. Lambert, A. Miranowicz, S. L. Chen, F. Nori, and Y. N. Chen, Detecting quantum non-breaking channels without entanglement, *arXiv:2106.15784v2 [quant-ph]* (2021).
- [31] T. Baumgratz, M. Cramer, and M.B. Plenio, Quantifying Coherence, *Phys. Rev. Lett.* 113, 140401 (2014).

Appendix A

1. Example 1

Consider a two-qubit separable state

$$\begin{aligned} \rho_{ab} &= (|0\rangle\langle 0| \otimes |\phi^+\rangle\langle \phi^+| + |1\rangle\langle 1| \otimes |\phi^-\rangle\langle \phi^-|)/2 \\ &= \frac{1}{2} \begin{pmatrix} \cos^2 \theta & e^{-i\epsilon} \sin \theta \cos \theta & 0 & 0 \\ e^{i\epsilon} \sin \theta \cos \theta & \sin^2 \theta & 0 & 0 \\ 0 & 0 & \cos^2 \theta & -e^{-i\epsilon} \sin \theta \cos \theta \\ 0 & 0 & -e^{i\epsilon} \sin \theta \cos \theta & \sin^2 \theta \end{pmatrix} \end{aligned} \quad (A1)$$

where, $|\phi^+\rangle = \begin{pmatrix} \cos \theta \\ e^{i\epsilon} \sin \theta \end{pmatrix}$ and $|\phi^-\rangle\langle \phi^-| = \begin{pmatrix} \cos \theta \\ -e^{i\epsilon} \sin \theta \end{pmatrix}$. Note that $\text{Tr}_b[\rho_{ab}] = \frac{\mathbb{I}}{2}$. There the $2\rho_{ab}$ can be the Choi matrix of some qubit channel Λ .

Krauss operators for this quantum channel are given by

$$K_1 = \begin{pmatrix} 0 & -e^{-i\epsilon} \cos \theta \\ 0 & \sin \theta \end{pmatrix}, \quad K_2 = \begin{pmatrix} e^{-i\epsilon} \cos \theta & 0 \\ \sin \theta & 0 \end{pmatrix}$$

The Choi matrix after the switch operation is $I \otimes S_{\Lambda, \Lambda, \omega}(\sum_{i,j} |i\rangle\langle j| \otimes |i\rangle\langle j|) = \sum_{i,j} |i\rangle\langle j| \otimes C_+(|i\rangle\langle j|) \otimes \omega + \sum_{i,j} |i\rangle\langle j| \otimes C_- (|i\rangle\langle j|) \otimes$

$\sigma_Z \omega \sigma_Z$. The $C_+ = \sum_{i,j} |i\rangle \langle j| \otimes C_{+, \Lambda, \Lambda, \omega}(|i\rangle \langle j|)$ component is given by

$$\begin{pmatrix} \frac{1}{4} \cos^2 \theta \cos 2\theta + 3 & \frac{1}{16} e^{-i\epsilon} (2 \sin 2\theta + 3 \sin 4\theta) & \frac{1}{2} e^{i\epsilon} \sin \theta \cos^3 \theta & \frac{1}{8} \sin^2 2\theta \\ \frac{1}{8} e^{i\epsilon} \sin 2\theta (3 \cos 2\theta + 1) & \frac{1}{4} \sin^2 \theta (\cos 2\theta + 3) & -\frac{1}{8} e^{2i\epsilon} \sin^2 2\theta & -\frac{1}{2} e^{i\epsilon} \sin^3 \theta \cos \theta \\ \frac{1}{2} e^{-i\epsilon} \sin \theta \cos^3 \theta & -\frac{1}{8} e^{-2i\epsilon} \sin^2 2\theta & -\frac{1}{4} \cos^2 \theta (\cos 2\theta - 3) & \frac{1}{8} e^{-i\epsilon} \sin 2\theta (3 \cos 2\theta - 1) \\ \frac{1}{8} \sin^2 2\theta & -\frac{1}{2} e^{-i\epsilon} \sin^3 \theta \cos \theta & \frac{1}{8} e^{i\epsilon} \sin 2\theta (3 \cos 2\theta - 1) & -\frac{1}{4} \sin^2 \theta (\cos 2\theta - 3) \end{pmatrix}$$

The set of eigenvalues of the partial transpose of above matrix is given by

$$\begin{aligned} & \left\{ \frac{1}{8} \left(2 - \sqrt{2} e^{-3i\epsilon} \sqrt{-e^{6i\epsilon} \cos^2 2\theta (\cos 4\theta - 3)} \right), \right. \\ & \frac{1}{8} \left(2 + \sqrt{2} e^{-3i\epsilon} \sqrt{-e^{6i\epsilon} \cos^2 2\theta (\cos 4\theta - 3)} \right), \\ & \frac{1}{16} e^{-3i\epsilon} \left(8e^{3i\epsilon} - \sqrt{2} \sqrt{e^{6i\epsilon} (12 \cos 4\theta - 3 \cos 8\theta + 23)} \right), \\ & \left. \frac{1}{16} e^{-3i\epsilon} \left(\sqrt{2} \sqrt{e^{6i\epsilon} (12 \cos 4\theta - 3 \cos 8\theta + 23)} + 8e^{3i\epsilon} \right) \right\} \end{aligned} \quad (A2)$$

All of the eigen values mentioned above are always non-negative for for all values of θ and ϵ .

The $C_{-, \Lambda, \Lambda, \omega} = \sum_{i,j} |i\rangle \langle j| \otimes C_{-}(|i\rangle \langle j|)$ channel is given by

$$\begin{pmatrix} \frac{1}{8} \sin^2 2\theta & -\frac{1}{2} e^{-i\epsilon} \sin^3 \theta \cos \theta & -\frac{1}{2} e^{i\epsilon} \sin \theta \cos^3 \theta & -\frac{1}{8} \sin^2 2\theta \\ -\frac{1}{2} e^{i\epsilon} \sin^3 \theta \cos \theta & \frac{\sin^4 \theta}{2} & \frac{1}{8} e^{2i\epsilon} \sin^2 2\theta & \frac{1}{2} e^{i\epsilon} \sin^3 \theta \cos \theta \\ -\frac{1}{2} e^{-i\epsilon} \sin \theta \cos^3 \theta & \frac{1}{8} e^{-2i\epsilon} \sin^2 2\theta & \frac{\cos^4 \theta}{2} & \frac{1}{2} e^{-i\epsilon} \sin \theta \cos^3 \theta \\ -\frac{1}{8} \sin^2 2\theta & \frac{1}{2} e^{-i\epsilon} \sin^3 \theta \cos \theta & \frac{1}{2} e^{i\epsilon} \sin \theta \cos^3 \theta & \frac{1}{8} \sin^2 2\theta \end{pmatrix}$$

The set of eigenvalues of the partial transpose of above matrix is given by

$$\begin{aligned} & \left\{ \frac{1}{8} \left(2 - \sqrt{2} e^{-2i\epsilon} \sqrt{-e^{4i\epsilon} \cos^2 2\theta (\cos 4\theta - 3)} \right), \right. \\ & \frac{1}{8} \left(2 + \sqrt{2} e^{-2i\epsilon} \sqrt{-e^{4i\epsilon} \cos^2 2\theta (\cos 4\theta - 3)} \right), \\ & -\sin^2 \theta \cos^2 \theta, \\ & \left. \sin^2 \theta \cos^2 \theta \right\} \end{aligned} \quad (A3)$$

The third eigenvalue $-\sin^2 \theta \cos^2 \theta$ is negative for all values of θ and ϵ unless $\theta \in \{0, \pi/2, \pi\}$. Therefore, at least probabilistic transfer of entanglement is possible using the C_- component.

2. Example 2

Consider a two-qubit separable state

$$\rho_{ab} = \frac{1}{2} [|0\rangle \langle 0| \otimes (|\phi_0\rangle \langle \phi_0| + |\phi_1\rangle \langle \phi_1|) / 2 + |1\rangle \langle 1| \otimes |\phi_2\rangle \langle \phi_2|] \quad (A4)$$

where, $|\phi_0\rangle = \begin{pmatrix} 1 \\ 0 \end{pmatrix}$, $|\phi_1\rangle = \begin{pmatrix} \cos \theta_1 \\ e^{i\epsilon_1} \sin \theta_1 \end{pmatrix}$, $|\phi_2\rangle = \begin{pmatrix} \cos \theta_2 \\ e^{i\epsilon_2} \sin \theta_2 \end{pmatrix}$.

Therefore,

$$\rho_{ab} = \begin{pmatrix} \frac{1}{2} (\cos^2 \theta_1 + 1) & \frac{1}{2} e^{-i\epsilon_1} \sin \theta_1 \cos \theta_1 & 0 & 0 \\ \frac{1}{2} e^{i\epsilon_1} \sin \theta_1 \cos \theta_1 & \frac{1}{2} \sin^2 \theta_1 & 0 & 0 \\ 0 & 0 & \cos^2 \theta_2 & e^{-i\epsilon_2} \sin \theta_2 \cos \theta_2 \\ 0 & 0 & e^{i\epsilon_2} \sin \theta_2 \cos \theta_2 & \sin^2 \theta_2 \end{pmatrix} \quad (A5)$$

Note that $\text{Tr}_B[2\rho_{AB}] = \mathbb{I}$. Therefore, $2\rho_{AB}$ can be a Choi matrix of an EBC Λ' . The Krauss operators for this quantum channel are given by

$$K_1 = \begin{pmatrix} 0 & e^{-i\epsilon_2} \cos \theta_2 \\ 0 & \sin \theta_2 \end{pmatrix}, \quad K_2 = \begin{pmatrix} e^{-i\epsilon_1} \cos^2 \frac{\theta_1}{2} & 0 \\ \frac{\sin \theta_1}{2} & 0 \end{pmatrix}, \quad K_3 = \begin{pmatrix} e^{-i\epsilon_1} \cos^2 \frac{\theta_1}{2} & 0 \\ \frac{\sin \theta_1}{2} & 0 \end{pmatrix}.$$

The Choi matrix after the switch operation is

$$\begin{aligned} & (I \otimes S_{\Lambda', \Lambda', \omega}) \left(\sum_{i,j} |i\rangle \langle j| \otimes |i\rangle \langle j| \right) \\ &= \sum_{i,j} |i\rangle \langle j| \otimes C_{+, \Lambda', \Lambda', \omega}(|i\rangle \langle j|) \otimes \omega \\ &+ \sum_{i,j} |i\rangle \langle j| \otimes C_{-, \Lambda', \Lambda', \omega}(|i\rangle \langle j|) \otimes \sigma_z \omega \sigma_z. \end{aligned} \quad (\text{A6})$$

Then the Choi matrix of the CP map $C_{+, \Lambda', \Lambda', \omega}$ is given by

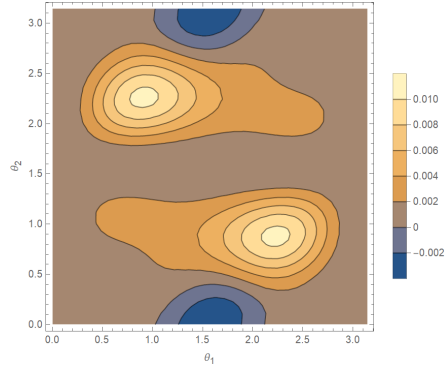
$$\begin{pmatrix} [\sin^8 \frac{\theta_1}{2} + \frac{1}{8} \sin^4 \theta_1 & \frac{1}{16} \sin \theta_1 (2e^{-i\epsilon_2} \sin \theta_1 \sin 2\theta_2 & \frac{1}{8} e^{i\epsilon_1} \sin 2\theta_1 \cos^2 \theta_2 & \frac{1}{4} \sin^2 \theta_1 \cos^2 \theta_2 \\ + \cos^8 \frac{\theta_1}{2} + \frac{1}{4} \sin^2 \theta_1 \cos^2 \theta_2] & + 7e^{-i\epsilon_1} \cos \theta_1 + e^{-i\epsilon_1} \cos 3\theta_1) & & \\ \frac{1}{16} \sin \theta_1 (2e^{i\epsilon_2} \sin \theta_1 \sin 2\theta_2 & \frac{1}{8} \sin^2 \theta_1 (\cos 2\theta_1 - \cos 2\theta_2 + 3) & \frac{1}{16} e^{i(\epsilon_1 + \epsilon_2)} \sin 2\theta_1 \sin 2\theta_2 & \frac{1}{8} e^{i\epsilon_2} \sin^2 \theta_1 \sin 2\theta_2 \\ + 7e^{i\epsilon_1} \cos \theta_1 + e^{i\epsilon_1} \cos 3\theta_1) & & & \\ \frac{1}{8} e^{-i\epsilon_1} \sin 2\theta_1 \cos^2 \theta_2 & \frac{1}{16} e^{-i(\epsilon_1 + \epsilon_2)} \sin 2\theta_1 \sin 2\theta_2 & \frac{1}{8} \cos^2 \theta_2 (\cos 2\theta_1 - 4 \cos 2\theta_2 + 7) & \frac{1}{4} \cos \theta_2 (4e^{-i\epsilon_2} \sin^3 \theta_2 \\ & & & + e^{-i\epsilon_1} \sin \theta_1 \cos^2 \frac{\theta_1}{2} \cos \theta_2 \\ & & & - e^{-i\epsilon_1} \sin^2 \frac{\theta_1}{2} \sin \theta_1 \cos \theta_2) \\ \frac{1}{4} \sin^2 \theta_1 \cos^2 \theta_2 & \frac{1}{8} e^{-i\epsilon_2} \sin^2 \theta_1 \sin 2\theta_2 & \frac{1}{4} \cos \theta_2 (4e^{i\epsilon_2} \sin^3 \theta_2 & \sin^4 \theta_2 + \frac{1}{4} \sin^2 \theta_1 \cos^2 \theta_2 \\ & & + e^{i\epsilon_1} \sin \theta_1 \cos^2 \frac{\theta_1}{2} \cos \theta_2 \\ & & - e^{i\epsilon_1} \sin^2 \frac{\theta_1}{2} \sin \theta_1 \cos \theta_2) \end{pmatrix}$$

Then the Choi matrix of $C_{+, \Lambda', \Lambda', \omega}$ CP map is

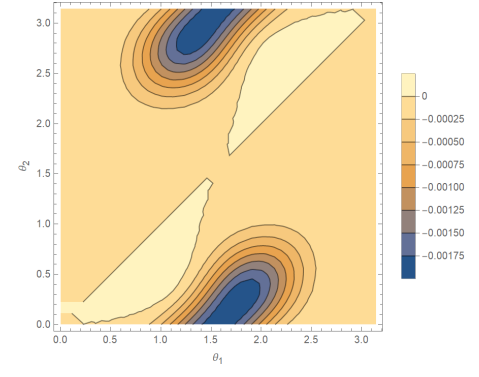
$$\begin{pmatrix} \frac{1}{4} \sin^2 \theta_1 \cos^2 \theta_2 & \frac{1}{8} e^{-i\epsilon_2} \sin^2 \theta_1 \sin 2\theta_2 & -\frac{1}{8} e^{i\epsilon_1} \sin 2\theta_1 \cos^2 \theta_2 & -\frac{1}{4} \sin^2 \theta_1 \cos^2 \theta_2 \\ \frac{1}{8} e^{i\epsilon_2} \sin^2 \theta_1 \sin 2\theta_2 & -\frac{1}{8} \sin^2 \theta_1 (\cos 2\theta_2 - 2) & -\frac{1}{16} e^{i(\epsilon_1 + \epsilon_2)} \sin 2\theta_1 \sin 2\theta_2 & -\frac{1}{8} e^{i\epsilon_2} \sin^2 \theta_1 \sin 2\theta_2 \\ -\frac{1}{8} e^{-i\epsilon_1} \sin 2\theta_1 \cos^2 \theta_2 & -\frac{1}{16} e^{-i(\epsilon_1 + \epsilon_2)} \sin 2\theta_1 \sin 2\theta_2 & \frac{1}{8} (\cos 2\theta_1 + 3) \cos^2 \theta_2 & \frac{1}{8} e^{-i\epsilon_1} \sin \theta_1 \cos^2 \theta_2 \\ -\frac{1}{4} \sin^2 \theta_1 \cos^2 \theta_2 & -\frac{1}{8} e^{-i\epsilon_2} \sin^2 \theta_1 \sin 2\theta_2 & \frac{1}{8} e^{i\epsilon_1} \sin 2\theta_1 \cos^2 \theta_2 & \frac{1}{4} \sin^2 \theta_1 \cos^2 \theta_2 \end{pmatrix}$$

After taking the partial transpose of C_+ and C_- and taking $\epsilon_1 = \epsilon_2 = 0$, we plot the determinant of the resultant matrices w.r.t. θ_1 and θ_2 below.

From Fig. 9a and Fig. 9b, it follows that there exist θ_1 and θ_2 where the determinant of the partial transpose of $C_{+, \Lambda', \Lambda', \omega}$ and $C_{-, \Lambda', \Lambda', \omega}$ is negative. Therefore, it is clear that in those points, the $C_{+, \Lambda', \Lambda', \omega}$ and $C_{-, \Lambda', \Lambda', \omega}$ CP maps are not EB CP map.



(a) The determinant of the partial transpose of $C_{+, \Lambda', \Lambda', \omega}$ is plotted w.r.t. θ_1 and θ_2



(b) The determinant of the partial transpose of $C_{-, \Lambda', \Lambda', \omega}$ is plotted w.r.t. θ_1 and θ_2

FIG. 9