

Quantum Invariants of Links and 3-Manifolds with Boundary defined via Virtual Links

Louis H. Kauffman and Eiji Ogasa

Abstract. We introduce new topological quantum invariants of compact oriented 3-manifolds with boundary where the boundary is a disjoint union of two identical surfaces. The invariants are constructed via surgery on manifolds of the form $F \times I$ where I denotes the unit interval. Since virtual knots and links are represented as links in such thickened surfaces, we are able also to construct invariants in terms of virtual link diagrams (planar diagrams with virtual crossings).

These invariants are new, nontrivial, and calculable examples of quantum invariants of 3-manifolds with non-vacuous boundary.

Since virtual knots and links are represented by embeddings of circles in thickened surfaces, we refer to embeddings of circles in the 3-sphere as *classical links*. Classical links are the same as virtual links that can be represented in a thickened 2-sphere and it is a fact that classical links, up to isotopy, embed in the collection of virtual links taken up to isotopy. We give a new invariant of classical links in the 3-sphere in the following sense: Consider a link L in S^3 of two components. The complement of a tubular neighborhood of L is a manifold whose boundary consists in two copies of a torus. Our invariants apply to this case of bounded manifold and give new invariants of the given link of two components. Invariants of knots are also obtained.

CONTENTS

1. Introduction	2
2. Quantum invariants of 3-manifolds with boundary	3
3. Framed links in thickened surfaces	4
4. Framed link representations of 3-manifolds with non-vacuous boundary	6
5. Framed links in thickened surfaces and simply connected 4-manifolds	7
6. Quantum invariants of framed virtual links: Outline	12
7. Virtual knots and virtual links	13
8. Quantum invariants of framed virtual links: Review of Definition	16
9. Main theorem	21

10. Application	22
11. Comments from a TQFT viewpoint	23
12. A Problem	24
References	24

1. Introduction

When Jones [6] introduced the Jones polynomial, he [6, page 360, §10] tried to define a 3-manifold invariant associated with the Jones polynomial, and succeeded in some cases. After that, Witten [24] wrote a path integral for a 3-manifold invariant. Reshetikhin and Turaev [21] defined a 3-manifold invariant via surgery and quantum groups that one can view as a mathematically rigorous definition of the path integral. Kirby and Melvin and Lickorish and Kauffman and Lins [14, 17, 18, 11] continue this work. Such 3-manifold invariants are called *quantum invariants*.

The above quantum invariants were defined for closed oriented 3-manifolds. In this paper we introduce topological quantum invariants of compact oriented 3-manifolds with boundary where the boundary is a disjoint union of two identical surfaces. See §9. We explain how to use Kirby calculus for such manifolds, and we use the diagrammatics of virtual knots and links to define these invariants.

The invariants defined here are a new, nontrivial, and calculable example of quantum invariants of 3-manifolds with non-vacuous boundary.

Our invariants give new invariants of classical links in the 3-sphere in the following sense: Consider a link L in S^3 of two components. The complement of a tubular neighborhood of L is a manifold whose boundary consists in two copies of a torus. Our invariants apply to this case of bounded manifold and give new invariants of the given link of two components. We apply it and also obtain an invariant of 1-component links. See §10. In this way, the theory of virtual links is used to construct new invariants of classical links in the 3-sphere.

It should be mentioned that the application of virtual knots to the calculation of these invariants is non-trivial and necessary. The Dye-Kauffman [3] handling for Kirby calculus and Temperley-Lieb Recoupling Theory for virtual link diagrams allows us to give specific formulas for our invariants for manifolds obtained by surgery on framed links embedded in a thickened surface. Just as the Jones polynomial can be calculated for links in thickened surfaces via virtual knot combinatorics, so can these surgery invariants be so calculated. Note that in order to apply the virtual diagrammatic Kirby calculus,

we need to make our definitions so that the Roberts circumcission move \mathcal{O}_3 is not needed. This we do by choosing a special surgical normalization as described below. One result of the normalization is that one cannot take any framed virtual diagram for our purposes, but any diagram can be modified so that the normalization is in effect. In this paper we provide the definitions and frameworks. In the sequel to this paper, specific calculations and applications will be provided.

In the sections to follow we address a number of issues. We show how to specify framings for the links in a thickened surface so that one can apply surgery. We explain the results of Justin Roberts [23] for surgery on three manifolds that are relevant and that apply for our use of Kirby Calculus. It should be noted that Robert's results use an extra move for his version of Kirby Calculus here denoted as \mathcal{O}_3 . We show that the three manifolds that we construct can be chosen to have associated four manifolds that are simply connected, and that in this category, the topological types of these three manifolds are classified by just the first two of the moves \mathcal{O}_1 and \mathcal{O}_2 . Restricting ourselves to this category of three-manifolds, the first two moves correspond to the classical Kirby Calculus and to the generalized Kirby Calculus for virtual diagrams.

Note that we work only with closed oriented 3-manifolds that bound specific simply connected compact 4-manifolds, usually with these 4-manifolds corresponding to surgery instructions on a given link. Thus we concentrate on framed links that represent given 3-manifolds with boundary and that represent simply connected 4-manifolds.

In this way, we are able to apply Robert's results and make the connection between the topological types in a category of three manifolds and the Kirby Calculus classes of virtual link diagrams. With these connections in place, the paper ends with a description of the construction of Witten-Reshetikhin-Turaev invariants that apply, via virtual Kirby Calculus, to our category of three-manifolds.

In this paper, we give the theory of these new invariants and the proofs of their validity. Explicit calculations of examples will be done in a sequel to the present paper.

2. Quantum invariants of 3-manifolds with boundary

Definition 2.1. Let M be a connected compact oriented 3-manifold with boundary. Let $\partial M = G \amalg H$, where G and $-H$ are orientation preserving diffeomorphic to a closed oriented surface F with genus g . Fix a symplectic basis m_1^G, \dots, m_g^G , (respectively, m_1^H, \dots, m_g^H), and longitudes, l_1^G, \dots, l_g^G , (respectively, l_1^H, \dots, l_g^H), for G (respectively, H) as usual. That is, the cohomology products of two basis elements are as follows:

$m_i^G \cdot l_i^G = +1$. $l_i^G \cdot m_i^G = -1$. The others are zero.

Under these conditions, the 3-manifold M is said to satisfy *boundary condition* \mathcal{B} .

We shall define topological quantum invariants of 3-manifolds M with boundary condition \mathcal{B}

Remark. For an oriented manifold X , we sometimes write $-X$ as X when it is clear from the context.

3. Framed links in thickened surfaces

Definition 3.1. Let F be a connected closed oriented surface. Let $L = (K_1, \dots, K_n)$ be a link in $F \times [-1, 1]$. Take a natural projection of K_i to $F \times \{-1\}$. Call the resultant immersed circle, P_i . Take an image of a regular homotopy from K_i to P_i . By using this image, we shall define the framing for K_i .

Let $K_i \times D^2$ denote the the tubular neighborhood of K_i . Let K'_i be an embedded circle in $F \times [-1, 1]$. Assume that $K'_i \subset \partial(K_i \times D^2) = K_i \times S^1$, and that K'_i is parallel to K_i . Our goal is to define the linking number $\text{lk}(K_i, K'_i)$ of K_i and K'_i . Then we can introduce the framing associated with K_i .

Take an immersion map $a_i : S^1 \times [-1, 0] \looparrowright F \times [-1, 1]$ with the following properties.

$$(1) a_i(S^1 \times \{-1\}) = P_i$$

$$(2) a_i(S^1 \times \{0\}) = K_i.$$

We have that $a_i(S^1 \times [-1, 0])$ is the image of the regular isotopy from K_i to P_i .

Call $a_i(S^1 \times [-1, 0])$, A_i . Count the number of the algebraic intersection number of A_i and K'_i . This is our goal, $\text{lk}(K_i, K'_i)$.

Note that $\text{lk}(K_i, K'_i)$ is determined uniquely by the isotopy type of a link made from K_i and K'_i .

Thus we have defined the framing for components of links in thickened surfaces.

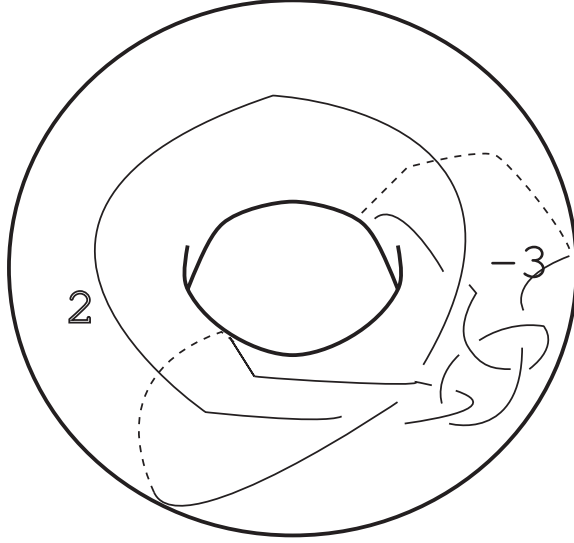


FIGURE 3.1. A framed link in the thickened torus

In this way, we can define a framed link L^{fr} in a thickened surface, by using L . Of course, L^{fr} represents, via framed surgery, a compact oriented 3-manifold with boundary whose boundary is a disjoint union of the same two surfaces $F \amalg -F$. It also represents a 4-manifold.

See Figure 3.1 for an example. We draw a framed link in the surface which is the projection of a thickened surface. The place where a circle is cut means which segments there goes over or down, as usual.

Definition 3.2. Define $F \times [-1, 1]$ with the symplectic basis condition \mathcal{F} as follows.

Take $F \times [-1, 1]$. Fix a symplectic basis, m_1^F, \dots, m_g^F , and l_1^F, \dots, l_g^F , for F as usual.

Fix $m_i^F \times \{+1\}$ and $l_i^F \times \{+1\}$ (respectively, $m_i^F \times \{-1\}$ and $l_i^F \times \{-1\}$) in $F \times \{+1\}$ (respectively, $F \times \{-1\}$)

A framed link L^{fr} in $F \times [-1, 1]$ with the symplectic basis condition \mathcal{F} represents a compact oriented 3-manifold with the boundary $F \amalg F$ with the boundary condition \mathcal{B} . It also represents a 4-manifold.

Remark. Note that another equivalent way to obtain framed links for the purpose of doing surgery on $F \times I$ is to use a generalized blackboard framing for a diagram drawn in the surface F . Just as we can take a diagram of a classical link in the plane and regard it as a framed link by not using the first Reidemeister move and regarding the diagram itself as specifying a framing [11], we can use such diagrams in the surface F . In fact we can start with such a blackboard framed virtual link diagram, take the corresponding standard (abstract link diagram) construction producing a link diagram L in a surface F . The blackboard framing on the virtual diagram then induces a blackboard framing on the diagram in the surface. We will use this association to show how the quantum link invariants we have previously defined for virtual link diagrams [3] become quantum invariants of actual three-manifolds via the constructions in this paper.

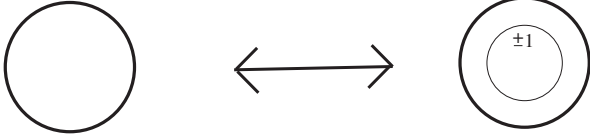
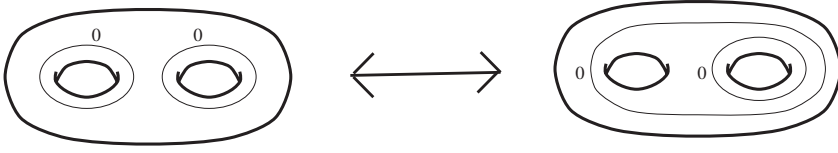
In general, we can not define the linking number or the framing for links in a compact oriented 3-manifold. However, we can define them in the case of thickened surfaces. Note that their values are integers or half integers. The framing is always an integer. The linking number is a half integer or an integer. Virtual links are represented by links in thickened surfaces. We use these properties and define our quantum invariants.

4. Framed link representations of 3-manifolds with non-vacuous boundary

Roberts [23] generalized Kirby's result [12] and Fenn and Rourke's one [4], and proved Theorem 4.1 below.

Let M be a compact, connected, orientable (for the moment) 3-manifold with boundary, containing (in its interior) a framed link L . Doing surgery on this link produces a new manifold, whose boundary is canonically identified with the original ∂M . In fact any compact connected orientable N , whose boundary is identified (via some chosen homeomorphism) with that of M , may be obtained by surgery on M in such a way that the boundary identification obtained after doing the surgery agrees with the chosen one.

This is because $M \cup (\partial M \times I) \cup N$ (gluing N on via the prescribed homeomorphism of boundaries) is a closed orientable 3-manifold, hence bounds a (smooth orientable) 4-manifold, by the Lickorish theorem [16]. Taking a handle decomposition of this 4-manifold starting from a collar $M \times I$ requires no 0-handles (by connectedness) and no 1- or 3-handles, because these may be traded (surgered 4-dimensionally) to 2-handles (see [12]). The attaching maps of the remaining 2-handles determine a framed link L in M ,

FIGURE 4.1. The operation \mathcal{O}_1 FIGURE 4.2. The operation \mathcal{O}_2

surgery on which produces N .

The framed link representation is not at all unique, and the natural question is: given framed links L_0 and L_1 in M such that the surgered manifolds M_0, M_1 are homeomorphic relative to their boundary (there is a canonical identification between these boundaries which we must not change), how are L_0 and L_1 related? If M is the 3-sphere, the answer was given by Kirby [12]: there is a finite sequence of (isotopy classes of) links, the first being L_0 and the last L_1 , such that each is obtained from its predecessor by a move of type \mathcal{O}_1 or \mathcal{O}_2 or its reverse. The move \mathcal{O}_1 is supported in a 3-ball in M : it is simply disjoint union with a ± 1 -framed unknot. The move \mathcal{O}_2 is supported in a genus-2 handlebody in M : it is any embedded image of the pattern depicted in Figure 4.2, which is a modification of zero-framed links occurring inside a standard unknotted handlebody in S^3 . (This is probably easier than thinking about it as a parallel-and-connect-sum operation. Recall that, if M is not the 3-sphere, there is not defined naturally an integer valued framing in general. An example: $S^1 \times \{*\} \hookrightarrow S^1 \times S^2$. Note that, in our situation, M is a thickened surface. In this case, although M is not the 3-sphere, the framing is an integer.)

Theorem 4.1. (Roberts [23]) *Let L_0, L_1, M, M_0, M_1 be as above. The answer to the natural question above is as follows: L_0, L_1 are related by the moves $\mathcal{O}_1, \mathcal{O}_2, \mathcal{O}_3$ and framed isotopy in M .*

5. Framed links in thickened surfaces and simply connected 4-manifolds

Definition 5.1. If a framed link L^{fr} in $F \times [-1, 1]$ represents a simply connected 4-manifold V , we call L^{fr} a framed link with *the simple-connectivity condition* \mathcal{S} .

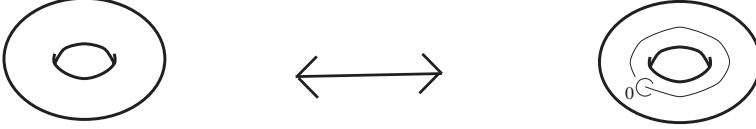
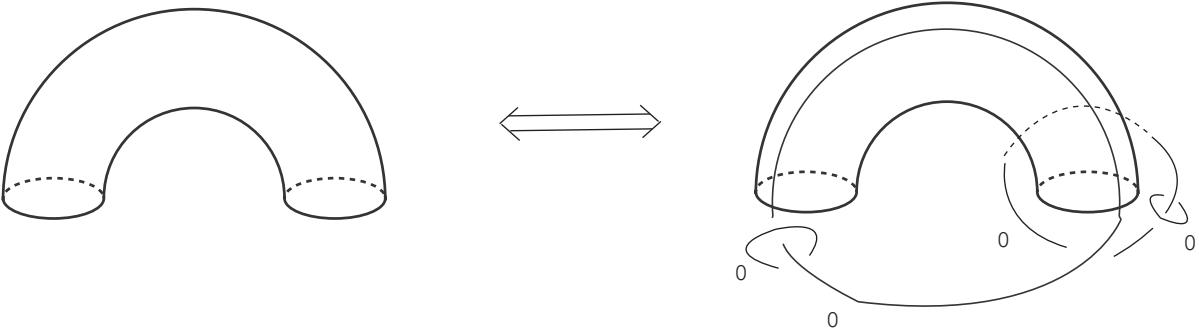
FIGURE 4.3. The operation \mathcal{O}_3 

FIGURE 5.1. Adding a framed link to the original one. We do not draw the original one.

By [23], we have the following.

Theorem 5.2. *Let M be a connected compact oriented 3-manifold with the boundary $F \amalg F$ with the boundary condition \mathcal{B} (in Definition 2.1). Then M is always described by a framed link in $F \times [-1, 1]$ with the symplectic basis condition \mathcal{F} (in Definition 3.2) and with the simple-connectivity condition \mathcal{S} (in Definition 5.1).*

Proof of Theorem 5.2. Take a framed link L^{fr} which represents V . Use the operation \mathcal{O}_3 in Figure 4.3, finitely many times, as shown in Figure 5.1: Add a framed link to L^{fr} as drawn in Figure 5.1. Recall the explanation to Figure 3.1.

An example is drawn in Figure 5.2. □

We generalize the results in Kirby, Fenn and Rourke, and Roberts [4, 12, 23], and we prove the following.

Theorem 5.3. *Let F be a connected closed oriented surface. Let M be a connected oriented compact 3-manifold with boundary $F \amalg F$ with the boundary condition \mathcal{B} . Let L^{fr} and $L^{fr'}$ be framed links in $F \times [-1, 1]$ with the symplectic basis condition \mathcal{F} and with the simple-connectivity condition \mathcal{S} , that represent M . Then L^{fr} is made from $L^{fr'}$ by a finite sequence of handle-slide, adding and removing the disjoint trivial knots with*

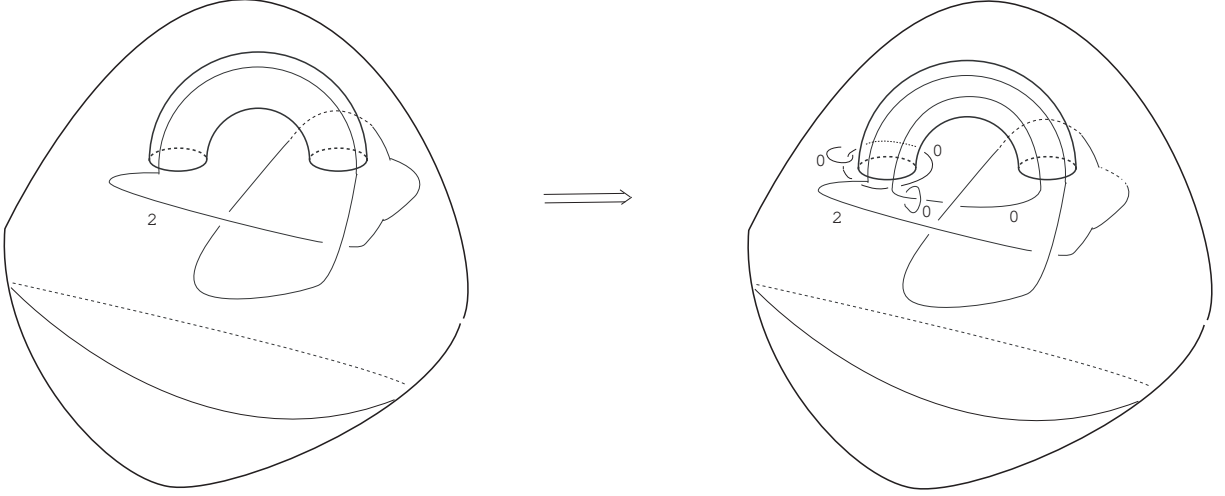


FIGURE 5.2. Adding a framed link to the original one, we get a new one with the simple-connectivity condition \mathcal{S}

framing ± 1 , that is, Kirby moves ([14]). Note that under the hypothesis of this theorem we only use Roberts moves \mathcal{O}_1 and \mathcal{O}_2 .

Under these assumptions we have four manifolds V and V' as described in Definition 5.1. Then

$V \#^\alpha (S^2 \times S^2) \#^\beta (S^2 \widetilde{\times} S^2) \#^\gamma \mathbb{C}P^2 \#^\delta \overline{\mathbb{C}P^2}$ is equal to $V' \#^{\alpha'} (S^2 \times S^2) \#^{\beta'} (S^2 \widetilde{\times} S^2) \#^{\gamma'} \mathbb{C}P^2 \#^{\delta'} \overline{\mathbb{C}P^2}$, where $\alpha, \beta, \gamma, \delta, \alpha', \beta', \gamma'$ and δ' are non-negative integers.

Note 5.4. Kirby moves mean the only \mathcal{O}_1 and \mathcal{O}_2 moves.

If we do not suppose the simple-connectivity condition \mathcal{S} in Theorem 5.3, L^{fr} is not made from $L^{fr'}$ by a finite sequence of Kirby moves in general. See Figure 5.3. Recall the explanation to Figure 3.1. In the right figure of Figure 5.3, we draw a framed link in the torus which is the projection of the thickened torus. The place where a circle is cut means which segments there goes over or down, as usual. The left figure of Figure 5.3 represents the empty framed link. The two framed links represent the same 3-manifold, but they are not Kirby move equivalent. Note the difference between Figures 4.3 and 5.3. In Figure 4.3, we draw the solid torus.

Proof of Theorem 5.3. Our proof is based on that of [4, 12, 13, 23]. See Figure 5.4. Suppose that V and V' satisfy the simple-connectivity condition \mathcal{S} .

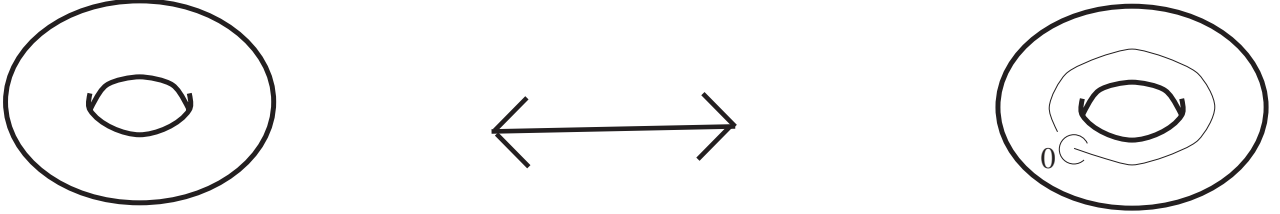


FIGURE 5.3. Two framed links in the thickened torus

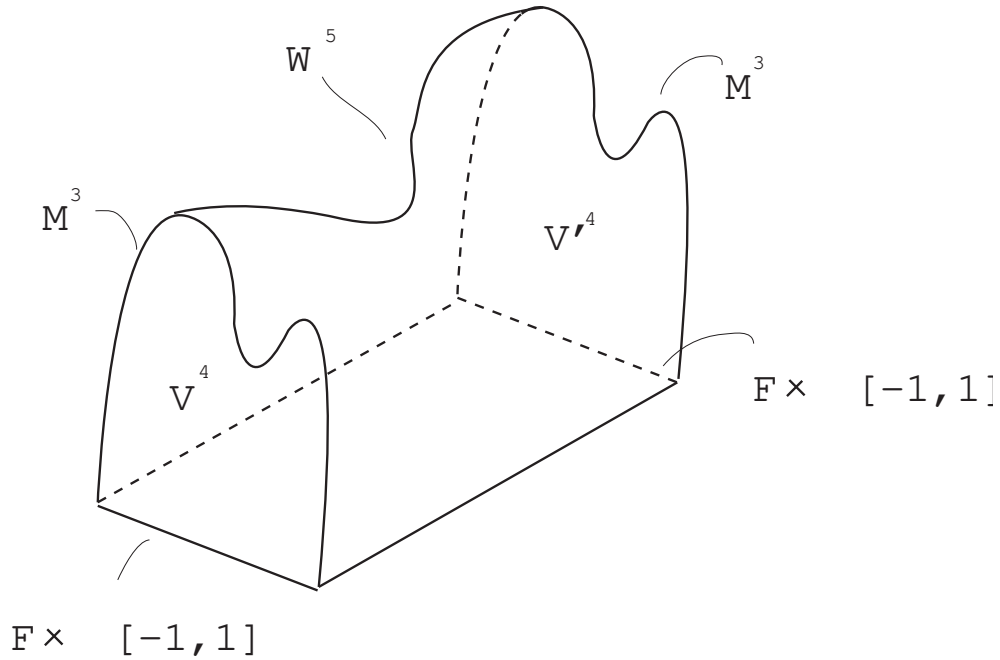


FIGURE 5.4. Manifolds to Support Kirby moves

Take a connected sum of V and a finite number of $\mathbb{C}P^2$ and a finite numbers of $\overline{\mathbb{C}P^2}$. Call the result V again. Attach V and V' by the identity map of $M \cup (F \times [-1, 1])$.

Make a closed oriented 4-manifold $V \cup V'$ naturally. We can suppose that the signature of $V \cup V'$ is zero. Hence $[V \cup V'] = 0 \in \Omega^4 = \mathbb{Z}$. Hence there is a 5-dimensional compact oriented 5-manifold W with boundary $V \cup V'$.

By handle decomposition theory (see [13, §VIII-X]), we can assume that W has a handle decomposition $(V \times I) \cup (5\text{-dim 2-handles}) \cup (5\text{-dim 3-handles}) \cup (V' \times I)$.

Here is an outline of the proof. We can suppose that W is connected. We can suppose that W has a handle decomposition

$$\begin{aligned} & (V \times I) \\ & \cup (5\text{-dimensional 1-handles}) \\ & \cup (5\text{-dimensional 2-handles}) \\ & \cup (5\text{-dimensional 3-handles}) \\ & \cup (5\text{-dimensional 4-handles}) \\ & \cup (V' \times I). \end{aligned}$$

Attach 6-dimensional 2-handles to W .

Strictly speaking, regard W as

$$W \times \{1\} \subset W \times [0, 1],$$

and kill all 5-dimensional 1- and 4-handles.

Here, we have the following.

Call $(V \times I) \cup (5\text{-dimensional 2-handles}) - V$,
 V again.

Call $(V' \times I) \cup (\text{the dual 5-dimensional 2-handles}) - V'$,
 V' again.

Then V and V' are diffeomorphic.

One way of saying this is that the new V (resp. V') is obtained from the old V (resp. V') by a surgery by using 5-dimensional 2-handles.

It is very important that **the old V is simply connected**. Therefore the new V (resp. V') is obtained from the old V (resp. V') by a surgery along the trivial 1-dimensional link in $B^4 \subset V$ (resp. V').

Here is an outline of the proof: The core of the attaching part of 5-dimensional 2-handles is a contractible circle in a 4-manifold V (respectively, V').

Therefore the new V is $(\text{old } V) \#^\alpha (S^2 \times S^2) \#^\beta (S^2 \tilde{\times} S^2)$, where α and β are non-negative integers.

We have the new V' is $(\text{old } V')\#^{\alpha'}(S^2 \times S^2)\#^{\beta'}(S^2 \widetilde{\times} S^2)$, where α' and β' are non-negative integers.

In conclusion, we have the following. Assume that V and V' satisfy the simple-connectivity condition \mathcal{S} . Let V (respectively, V') be represented by a framed virtual link L^{fr} (respectively, $L^{fr'}$). Then there is a framed virtual link A^{fr} (respectively, $A^{fr'}$) which is a disjoint union of

L^{fr} (respectively, $L^{fr'}$),

some copies of the trivial knot with framing ± 1 , and

some copies of the Hopf link with framings $(0, 0)$ or $(0, \pm 1)$ with the following properties.

- (1) A^{fr} (respectively, $A^{fr'}$) satisfies the simple-connectivity condition \mathcal{S} .
- (2) There is a diffeomorphism map from the 4-manifold represented by A^{fr} to that by $A^{fr'}$ which maps $F \times [-1, 1]$ to $F \times [-1, 1]$ with the fixed loops.

By using Cerf theory as written in [23, Stage 2 of Proof of Theorem 1], we have that A^{fr} and $A^{fr'}$ are changed into each other by a sequence of handle sliding \mathcal{O}_2 moves. \square .

6. Quantum invariants of framed virtual links: Outline

Kauffman [7, 9, 10] describes and develops virtual links as a diagrammatic extension of classical links, and as a representation of links embedded in thickened surfaces. The Jones polynomial of virtual links is defined in [7, 9, 10]. See related open questions in [20, §4].

We can regard any framed link in $F \times [-1, 1]$ as a framed virtual link. See [3] for framed virtual links. Note that the linking number of any pair, K_i and K_j , is defined. The value is an integer or a half integer. Note that the framing is an integer.

Quantum invariants of framed virtual links are defined there (See §8). If two framed links L^{fr} and $L^{fr'}$ are changed into each other by a sequence of Kirby moves ([14]) and classical and virtual Reidemeister moves, each quantum invariant of L^{fr} is equivalent to that of $L^{fr'}$.

We use these invariants and, will introduce quantum invariants of 3-manifolds with boundary in the following sections.

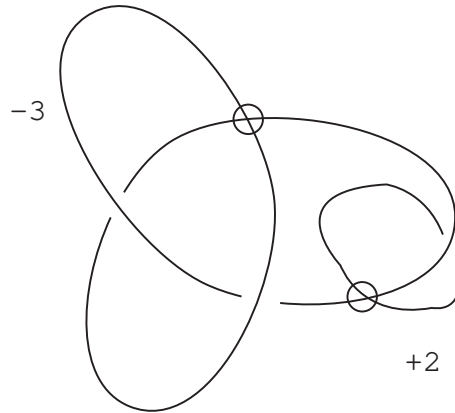


FIGURE 6.1. A framed virtual link

7. Virtual knots and virtual links

The theory of *virtual knots* is a generalization of classical knot theory, and studies the embeddings of circles in thickened oriented closed surfaces modulo isotopies and orientation preserving diffeomorphisms plus one-handle stabilization of the surfaces.

By a one-handle stabilization, we mean a surgery on the surface that is performed on a curve in the complement of the link embedding and that either increases or decreases the genus of the surface. The reader should note that knots and links in thickened surfaces can be represented by diagrams on the surface in the same sense as link diagrams drawn in the plane or on the two-sphere. From this point of view, a one handle stabilization is obtained by cutting the surface along a curve in the complement of the link diagram and capping the two new boundary curves with disks, or taking two points on the surface in the link diagram complement and cutting out two disks, and then adding a tube between them. The main point about handle stabilization is that it allows the virtual knot to be eventually placed in a least genus surface in which it can be represented. A theorem of Kuperberg [15] asserts that such minimal representations are topologically unique.

Virtual knot theory has a diagrammatic formulation. A *virtual knot* can be represented by a *virtual knot diagram* in \mathbb{R}^2 (respectively, S^2) containing a finite number of real crossings, and *virtual crossings* indicated by a small circle placed around the crossing point as shown in Figure 7.1. A virtual crossing is neither an over-crossing nor an under-crossing. A virtual crossing is a combinatorial structure keeping the information of the arcs of embedding going around the handles of the thickened surface in the surface representation of the virtual link.

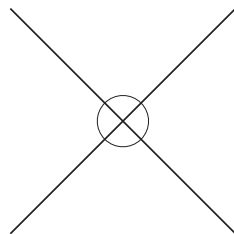


FIGURE 7.1. Virtual crossing point

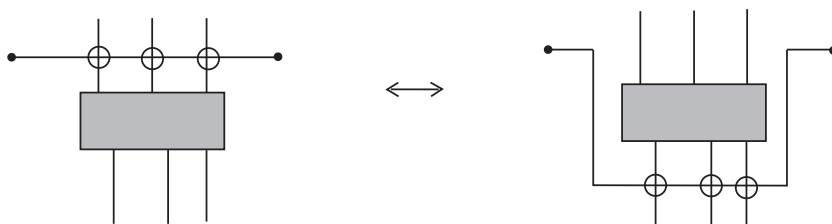


FIGURE 7.2. An example of detour moves

The moves on virtual knot diagrams in \mathbb{R}^2 are generated by the usual Reidemeister moves plus the *detour move*. The detour move allows a segment with a consecutive sequence of virtual crossings to be excised and replaced by any other such a segment with a consecutive virtual crossings, as shown in Figure 7.2.

Virtual 1-knot diagrams α and β are changed into each other by a sequence of the usual Reidemeister moves and detour moves if and only if α and β are changed into each other by a sequence of all Reidemeister moves drawn in Figure 7.3.

Virtual knot and link diagrams that can be related to each other by a finite sequence of the Reidemeister and detour moves are said to be *virtually equivalent* or *virtually isotopic*.

The virtual isotopy class of a virtual knot diagram is called a *virtual knot*.

There is a one-to-one correspondence between the topological and the diagrammatic approach to virtual knot theory. The following theorem providing the transition between the two approaches is proved by abstract knot diagrams, see [7, 9, 10].

Theorem 7.1. ([7, 9, 10]) *Two virtual link diagrams are virtually isotopic if and only if their surface embeddings are equivalent up to isotopy in the thickened surfaces, orientation preserving diffeomorphisms of the surfaces, and the addition/removal of empty handles.*

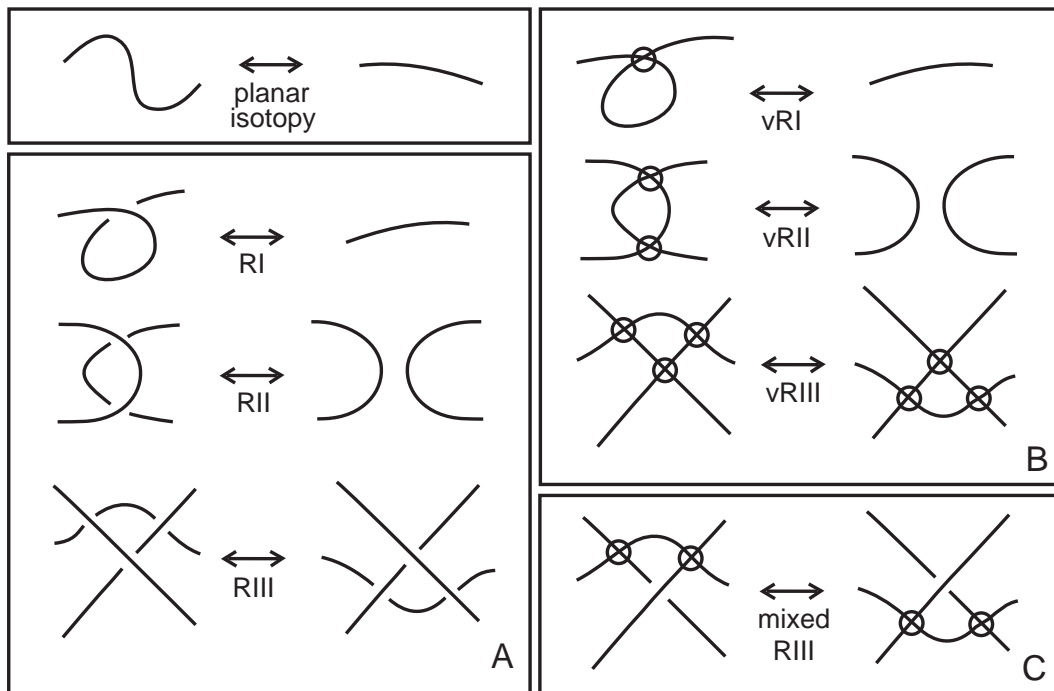


FIGURE 7.3. All Reidemeister moves

Note. A handle is said to be *empty* if the knot diagram does not thread through the handle. One way to say this more precisely is to model the addition of and removal of handles via the location of surgery curves in the surface that do not intersect the knot diagram. Here, an oriented surface with a link diagram using only classical crossings appears. This surface is called a *representing surface*. In Figure 7.4 we show an example of a way to make a representing surface from a virtual knot diagram. Take the tubular neighborhood of a virtual knot diagram in \mathbb{R}^2 . Near a virtual crossing point, double the tubular neighborhood. Near a classical crossing point, keep the tubular neighborhood and the classical crossing point. Thus we obtain a compact representing surface with non-vacuous boundary. We may start with a representing surface that is oriented and not closed, and then embed the surface in a closed oriented surface to obtain a new representing surface. Taking representations of virtual knots up to such cutting (removal of exterior of neighborhood of the diagram in a given surface) and re-embedding, plus isotopy in the given surfaces, corresponds to a unique diagrammatic virtual knot type.

[19] and its English translation [5] are introduction to virtual knot theory.

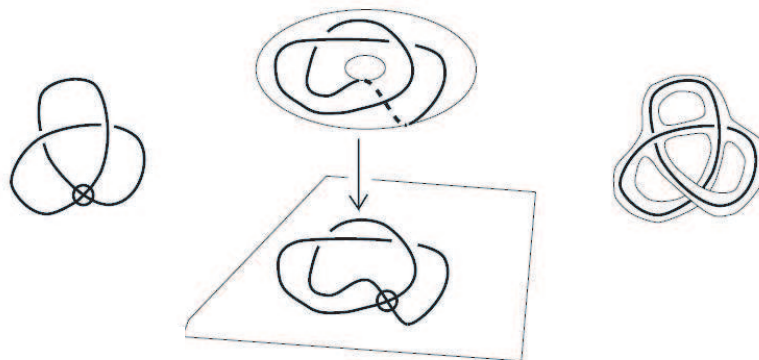


FIGURE 7.4. How to make a representing surface from the tubular neighborhood of a virtual knot diagram in \mathbb{R}^2

8. Quantum invariants of framed virtual links: Review of Definition

Dye and Kauffman [3] extended the definition of the Witten-Reshetikhin-Turaev invariant [21, 22, 24] to virtual link diagrams, and defined Dye-Kauffman quantum invariants of framed virtual links. In this section we review the definition. See [3] for detail.

First, we recall the definition of the Jones-Wenzl projector (q -symmetrizer) [11]. We then define the colored Jones polynomial of a virtual link diagram. It will be clear from this definition that two equivalent virtual knot diagrams have the same colored Jones polynomial. We will use these definitions to extend the Witten-Reshetikhin-Turaev invariant to virtual link diagrams. From this construction, we conclude that two virtual link diagrams, related by a sequence of framed Reidemeister moves and virtual Reidemeister moves, have the same Witten-Reshetikhin-Turaev invariant. Finally, we will prove that the generalized Witten-Reshetikhin-Turaev invariant is unchanged by the virtual

Kirby calculus. In the next section, we present two virtual knot diagrams that have fundamental group \mathbb{Z} and a Witten- Reshetikhin-Turaev invariant that is not equivalent to 1.

To form the n -cabling of a virtual knot diagram, take n parallel copies of the virtual knot diagram. A single classical crossing becomes a pattern of n^2 classical crossings and a single virtual crossing becomes n^2 virtual crossings.

Let r be a fixed integer such that $r \geq 2$ and let

$$A = e^{\frac{\pi i}{2r}}.$$

Here is a formula used in the construction of the Jones-Wenzl projector.

$$\Delta_n = (-1)^n \frac{A^{2n+2} - A^{-(2n+2)}}{A^2 - A^{-2}}.$$

Note that $\Delta_1 = -(A^2 + A^{-2})$, the value assigned to a simple closed curve by the bracket polynomial. There will be an analogous interpretation of Δ_n which we will discuss later in this section.

We recall the definition of an n -tangle. Any two n -tangles can be multiplied by attaching the bottom n strands of one n -tangle to the upper n strands of another n -tangle. We define an n -tangle to be *elementary* if it contains no classical or virtual crossings. Note that the product of any two elementary tangles is elementary. Let I denote the identity n -tangle and let U_i such that $i \in \{1, 2, \dots, n-1\}$ denote the n -tangles shown in figure 8.1.

By multiplying a finite set of $U_{i_1} U_{i_2} \dots U_{i_n}$, we can obtain any elementary n -tangle. Formal sums of the elementary tangles over $\mathbb{Z}[A, A^{-1}]$ generate the n^{th} Temperley-Lieb algebra [11].

We recall that the n^{th} *Jones-Wenzl projector* is a certain sum of all elementary n -tangles with coefficients in \mathbb{C} [8, 11]. We denote the n^{th} Jones Wenzl projector as T_n . We indicate the presence of the Jones-Wenzl projector and the n -cabling by labeling the component of the knot diagram with n .

Remark 8.1. There are different methods of indicating the presence of a Jones-Wenzl projector. In a virtual knot diagram, the presence of the n^{th} Jones-Wenzl projector is indicated by a box with n strands entering and n strands leaving the box. For n -cabled components of a virtual link diagram with a attached Jones-Wenzl projector, we indicate the cabling by labeling the component with n and the presence of the projector with a

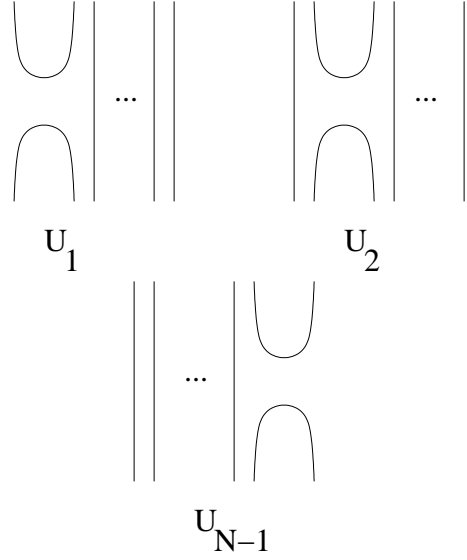


FIGURE 8.1.

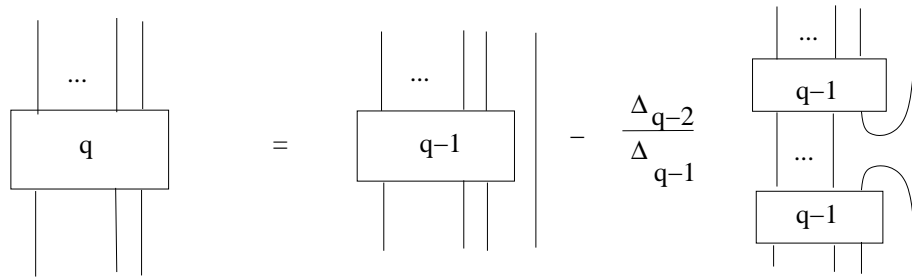


FIGURE 8.2. n^{th} Jones-Wenzl Projector

box. This notation can be simplified to the convention indicated in the definition of the the colored Jones polynomial. The choice of notation is dependent on the context.

We construct the Jones-Wenzl projector recursively. The 1^{st} Jones-Wenzl projector consists of a single strand with coefficient 1. The is exactly one 1-tangle with no classical or virtual crossings. The n^{th} Jones-Wenzl projector is constructed from the $(n-1)^{\text{th}}$ and $(n-2)^{\text{th}}$ Jones-Wenzl projectors as illustrated in figure 8.2.

We use this recursion to construct the 2^{nd} Jones-Wenzl projector as shown in figure 8.3.

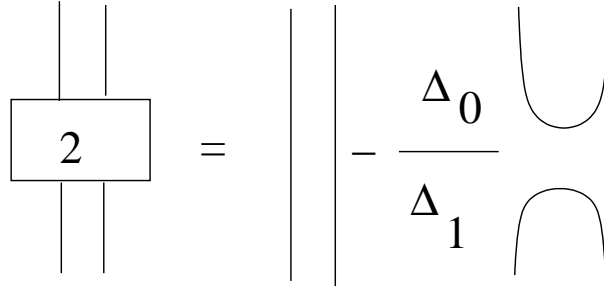


FIGURE 8.3. 2^{nd} Jones-Wenzl Projector

We will refer to the Jones-Wenzl projector as the J-W projector for the remainder of this paper.

We review the properties of the J-W projector. Recall that T_n denotes the n^{th} J-W projector then

- i) $T_n T_m = T_n$ for $n \geq m$
- ii) $T_n U_i = 0$ for all i
- iii) The bracket evaluation of the closure of $T_n = \Delta_n$

Remark 8.2. The combinatorial definition of the J-W projector is given in [11], p. 15. Note that [11] provides a full discussion of all formulas given above.

Let K be a virtual link diagram with components $K_1, K_2 \dots K_n$. Fix an integer $r \geq 2$ and let $a_1, a_2 \dots a_n \in \{0, 1, 2, \dots, r-2\}$. Let \bar{a} represent the vector (a_1, a_2, \dots, a_n) . Fix $A = e^{\frac{\pi i}{2r}}$ and $d = -A^2 - A^{-2}$. We denote the *generalized \bar{a} colored Jones polynomial* of K as $\langle K^{\bar{a}} \rangle$. To compute $\langle K^{\bar{a}} \rangle$, we cable the component K_i with a_i strands and attach the a_i^{th} J-W projector to cabled component K_i . We apply the Jones polynomial to the cabled diagram with attached J-W projectors.

The colored Jones polynomial is invariant under the framed Reidemeister moves and the virtual Reidemeister moves. This result is immediate, since the Jones polynomial is invariant under the framed Reidemeister moves and the virtual Reidemeister moves.

Remark 8.3. The a -colored Jones polynomial of the unknot is Δ_a . In other words, the Jones polynomial of the closure of the a^{th} J-W projector is Δ_a .

The *generalized Witten-Reshetikhin-Turaev invariant* of a virtual link diagram is a sum of colored Jones polynomials. Let K be a virtual knot diagram with n components. Fix

an integer $r \geq 2$. We denote the unnormalized Witten-Reshetikhin Turaev invariant of K as $\langle K^\omega \rangle$, which is shorthand for the following equation.

$$(8.1) \quad \langle K^\omega \rangle = \sum_{\bar{a} \in \{0,1,2,\dots,r-2\}^n} \Delta_{a_1} \Delta_{a_2} \dots \Delta_{a_n} \langle K^{\bar{a}} \rangle$$

Remark 8.4. For the remainder of this paper, the Witten-Reshetikhin-Turaev invariant will be referred to as the WRT.

We define the matrix N in order to construct the normalized WRT [11]. Let N be the matrix defined as follows:

- i) $N_{ij} = lk(K_i, K_j)$ for $i \neq j$
- ii) $N_{ii} = w(K_i)$

then let

$$\begin{aligned} b_+(K) &= \text{the number of positive eigenvalues of } N \\ b_-(K) &= \text{the number of negative eigenvalues of } N \\ n(k) &= b_+(K) - b_-(K). \end{aligned}$$

The normalized WRT of a virtual link diagram K is denoted as $Z_K(r)$. Let $A = e^{\frac{\pi i}{2r}}$ and let $|k|$ denote the number of components in the virtual link diagram K . Then $Z_K(r)$ is defined by the formula

$$Z_K(r) = \langle K^\omega \rangle \mu^{|K|+1} \alpha^{-n(K)}$$

where

$$\mu = \sqrt{\frac{2}{r}} \sin\left(\frac{\pi}{r}\right)$$

and

$$\alpha = (-i)^{r-2} e^{i\pi \lceil \frac{3(r-2)}{4r} \rceil}.$$

This normalization is chosen so that normalized WRT of the unknot with writhe zero is 1 and the normalization is invariant under the introduction and deletion of ± 1 framed unknots.

Let \hat{U} be a $+1$ framed unknot. We recall that $\alpha = \mu \langle \hat{U}^\omega \rangle$ [11], page 146. Since \hat{U} and K are disjoint in $K \amalg \hat{U}$ then $\langle (K \amalg \hat{U})^\omega \rangle = \langle K^\omega \rangle \langle \hat{U}^\omega \rangle$. We note that $b_+(K \amalg \hat{U}) = b_+(K) + 1$, $b_-(K \amalg \hat{U}) = b_-(K)$, and $|K \amalg \hat{U}| = |K| + 1$. We compute that

$$Z_{K \amalg \hat{U}}(r) = \langle K^\omega \rangle \langle \hat{U}^\omega \rangle \mu^{|K|+2} \alpha^{-n(K)-1}$$

As a result,

$$Z_{K \amalg \hat{U}}(r) = Z_K(r).$$

We demonstrate that the normalized, generalized WRT is invariant under the framed Reidemeister moves and the Kirby calculus. The WRT is a sum of colored Jones polynomials and it is clear that the WRT is invariant under the framed Reidemeister moves and the virtual Reidemeister moves. In particular, the normalized WRT is invariant under the first Kirby move (the introduction and deletion of ± 1 framed unknots) due to the choice of normalization. We only need to show invariance under handle sliding.

Theorem 8.5. *Let K be a virtual link diagram then $Z_K(r)$ is invariant under the framed Reidemeister moves, virtual Reidemeister moves, and the virtual Kirby calculus.*

9. Main theorem

Definition 9.1. Let F be a connected closed oriented surface. Let M be a connected oriented compact 3-manifold with the boundary $F \amalg F$ with the boundary condition \mathcal{B} . Let L^{fr} in $F \times [-1, 1]$ with the symplectic basis condition \mathcal{F} be a framed link with the simple-connectivity condition \mathcal{S} which represents M . Regard L^{fr} as a framed virtual link. Define our *quantum invariants* of M to be Dye-Kauffman quantum invariants of the framed virtual link.

By Theorem 5.3 and §6, we have the following.

Main Theorem 9.2. *Definition 9.1 is well-defined, that is, each of the quantum invariants of M is a topological invariant.*

Note 9.3. Our quantum invariants are defined for not only 3-manifolds M , but for 3-manifolds M with boundary with fixed loops in ∂M . It is natural from a TQFT viewpoint. See [1, 2] for TQFT. See §11.

Remark. To actually apply our technique to a link L in $F \times I$ we need to associate to the link L embedded in $F \times I$ a framed virtual link diagram. The virtual Kirby class of this framed virtual diagram will then be an invariant of the the three-manifold $M(L)$, and it is assumed that L has been chosen so that the four manifold $W(L)$ is simply connected. As we have remarked, this condition of simple connectivity can be achieved by adding loops corresponding to the move \mathcal{O}_3 as illustrated in Figure 5.1. If the link L has originally been specified in $L \times I$ so that it satisfies the conditions of the Main Theorem, then one can obtain a virtual diagram for it, by taking a ribbon neighborhood of a blackboard framed projection to F and associating this with a virtual diagram in the standard way.

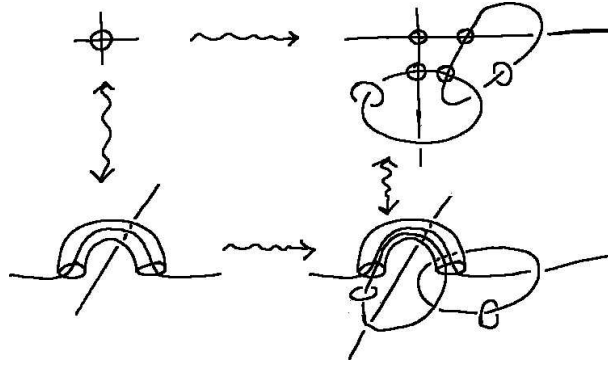


FIGURE 9.1. Virtual Augmentation

One can also start with a virtual diagram K and associate an embedding L in $F \times I$ by the reverse process. However, the resulting L may not satisfy the simple connectivity condition for the associated four-manifold. One way to insure this condition is to first associate a surface to K by adding a handle to the plane at each virtual crossing. Then augment K at each such handle to make sure that the simple connectivity condition is satisfied. In Figure 9.1 we show how this augmentation of loops corresponds to an augmentation of a virtual diagram at a virtual crossing. Here we interpret the virtual crossing as corresponding to a handle in the surface F . We illustrate the augmentation at that handle and show how it corresponds to adding virtual curves to the given virtual diagram K to form a virtual diagram K' . If we start with a virtual diagram K and apply this augmentation at each virtual crossing to form a virtual diagram K' , then resulting diagram K' will represent a three manifold $M(K')$ that satisfies the simple connectivity condition. Thus the virtual Kirby class of this diagram K' will be an invariant of the manifold $M(K')$. In this way we can create many examples for studying the results of this paper. In Figure 9.2 we illustrate a specific example K' whose invariants can be calculated. The reader interested in seeing the details of the calculation can consult [11, 3], apply the above description of the invariants and work out the expansion of the invariants for the link K' in Figure 9.2. We will calculate such examples in the sequel to the present paper.

10. Application

Let L be a 2-component 1-link in S^3 . The complement has the boundary $T^2 \amalg T^2$. A meridian and longitude pair is defined naturally. Thus we can define our quantum invariant for the complement of the 2-component link.

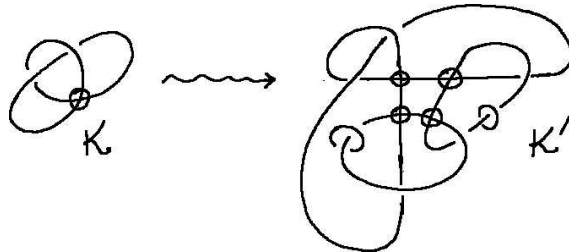


FIGURE 9.2. **Virtual Augmentation Example**

Let K be a 1-knot in S^3 . There are many natural ways to make a 2-component 1-link from K :

Make a 2-component split link made from K and the trivial knot.

Make a 2-component split link made from K and a fixed knot.

Make a 2-component split link made from K and K .

Make a 2-component link made of K and the trivial knot T so that K intersects the 2-disc which bounds T one time geometrically.

We can choose such a method to determine a 2-component link associated with a given knot K .

The complement of that 2-component link L has the quantum invariants described herein. By using the complement of L , we can define our quantum invariants for K . In this way our quantum invariants produce classical knot invariants. Virtual links make new quantum invariants of classical knots and links in S^3 .

11. Comments from a TQFT viewpoint

Recall Note 9.3. Our quantum invariants are constructed by the same surgery methods used by Reshetikhin, Turaev, Lickorish, Kauffman and Lins to produce the Witten invariant for three manifolds without boundary. We denote the invariant by $Z(M)$ just as in the original cases, but our $Z(M)$ is produced by the special surgery methods of this paper.

Note that in the case of our invariant of framed links in $F \times I$, the value of $Z(M)$ is invariant under diffeomorphisms of $F \times I$. This is an important property for our invariant that does not appear in the usual framework for WRT invariants.

Our quantum invariants are defined for not only 3-manifolds M , but for 3-manifolds M with boundary with fixed loops in ∂M . It is natural from a TQFT viewpoint. In TQFT,

quantum invariants of compact manifolds M with boundary should not be a value, or a 1×1 matrix, and should be a linear map, or a matrix, from a vector space associated with the boundary of M to that. It is, at this time, an open question for us to see how our invariant, defined by surgery methods, can be formulated in the TQFT framework.

12. A Problem

Our topological quantum invariants of 3-manifolds with boundary are $SU(2)$ quantum invariants. Define $SU(n)$ quantum invariants of 3-manifolds with boundary with the boundary condition \mathcal{B} for $n \geq 3$.

REFERENCES

- [1] M. Atiyah: Topological quantum field theories, *Publications Mathématiques de l'IHÉS* 68 (1989) 175–186.
- [2] M. Atiyah: The geometry and physics of knots, *Cambridge University Press* (1990).
- [3] H. A. Dye, and L. H. Kauffman: Virtual Knot Diagrams and the Witten-Reshetikhin-Turaev Invariant, arXiv:math/0407407
- [4] R. A. Fenn, and C. P. Rourke: On Kirby's calculus of links, *Topology* 18 (1979), 1-15.
- [5] D. P. Ilyutko and V. O. Manturov: Virtual Knots: The State of the Art, *World Scientific Publishing Co. Pte. Ltd.* 2012. English translation of [19].
- [6] V. F. R. Jones: Hecke Algebra representations of braid groups and link *Ann. of Math.* 126 (1987) 335-388.
- [7] L. H. Kauffman: Talks at MSRI Meeting in January 1997, AMS Meeting at University of Maryland, College Park in March 1997, Isaac Newton Institute Lecture in November 1997, Knots in Hellas Meeting in Delphi, Greece in July 1998, APCTP-NANKAI Symposium on Yang-Baxter Systems, Non-Linear Models and Applications at Seoul, Korea in October 1998
- [8] L. H. Kauffman: Knots and Physics *Series on Knots and Everything, Vol. 1, World Scientific* 1991, 1994, 2001.
- [9] L. H. Kauffman: Virtual Knot Theory, *Europ. J. Combinatorics* (1999) 20, 663–691, *Article No. eujc.1999.0314, Available online at* <http://www.idealibrary.com/math/9811028> [math.GT].
- [10] L. H. Kauffman: Introduction to virtual knot theory *J. Knot Theory Ramifications* 21 (2012), no. 13, 1240007, 37 pp.
- [11] L. H. Kauffman and S. L. Lins: Temperley-Lieb Recoupling Theory and Invariants of 3-Manifolds *Annals of Mathematics Studies, Princeton University Press* (1994).
- [12] R. C. Kirby: A calculus for framed links in S^3 *Invent. Math.* 45 (1978), 35-56.
- [13] R. C. Kirby: The topology of 4-manifolds *Lecture Notes in Math (Springer Verlag)* vol. 1374, 1989
- [14] R. C. Kirby and P. Melvin: The 3-manifold invariants of Witten and Reshetikhin-Turaev for $sl(2, \mathbb{C})$ *Inventiones Mathematicae* 105 (1991) 473–545.
- [15] G. Kuperberg: What is a virtual link? *Algebr. Geom. Topol.* 3 (2003) 587-591.
- [16] W. B. R. Lickorish: A representation of orientable combinatorial 3-manifolds *Ann. Math.* 76 (1962), 531-540.

- [17] W. B. R. Lickorish: Invariants for 3-manifolds from the combinatorics of the Jones polynomial *Pacific J. Math.* 149 (1991) 337-347.
- [18] W. B. R. Lickorish: Three-manifolds and the Temperley-Lieb algebra *Mathematische Annalen* 290 (1991) 657-670.
- [19] V. O. Manturov: Virtual Knots: The State of the Art, (*in Russian*) 2010.
- [20] E. Ogasa: An elementary introduction to Khovanov-Lipshitz-Sarkar stable homotopy type, https://www.researchgate.net/publication/352136009_An_elementary_introduction_to_Khovanov-Lipshitz-Sarkar_stable_homotopy_type (The readers can find this article by typing in the title in a search engine.)
- [21] N. Reshetikhin and V. G. Turaev: Invariants of 3-manifolds via link polynomials and quantum groups, *Inventiones mathematicae* 103 (1991) 547-597.
- [22] N. Reshetikhin and V. G. Turaev: Ribbon Graphs and their invariants derived from quantum groups, *Communications in Mathematical Physics*, 127(1990) 1-26.
- [23] J. Roberts: Kirby calculus in manifolds with boundary *Proceedings of 5th Gökova. Geometry-Topology Conference.*21(1997)111-117, arXiv:math/9812086.
- [24] E. Witten: Quantum field theory and the Jones polynomial *Comm. Math. Phys.* 121 (1989) 351-399.

Louis H. Kauffman
Department of Mathematics, Statistics and Computer Science
University of Illinois at Chicago
851 South Morgan Street
Chicago, Illinois 60607-7045
USA
kauffman@uic.edu

Eiji Ogasa
Meijigakuin University, Computer Science
Yokohama, Kanagawa, 244-8539
Japan
pqr100pqr100@yahoo.co.jp
ogasa@mail1.meijigakuin.ac.jp