
Full-Cycle Energy Consumption Benchmark for Low-Carbon Computer Vision

Bo Li¹ Xinyang Jiang¹ Donglin Bai¹ Yuge Zhang¹ Ningxin Zheng¹
Xuanyi Dong² Lu Liu² Yuqing Yang¹ Dongsheng Li¹

¹Microsoft Research Asia ²University of Technology Sydney

Abstract

The energy consumption of deep learning models is increasing at a breathtaking rate, which raises concerns due to potential negative effects on carbon neutrality in the context of global warming and climate change. With the progress of efficient deep learning techniques, e.g., model compression, researchers can obtain efficient models with fewer parameters and smaller latency. However, most of the existing efficient deep learning methods do not explicitly consider energy consumption as a key performance indicator. Furthermore, existing methods mostly focus on the inference costs of the resulting efficient models, but neglect the notable energy consumption throughout the entire life cycle of the algorithm. In this paper, we present the first large-scale energy consumption benchmark for efficient computer vision models, where a new metric is proposed to explicitly evaluate the full-cycle energy consumption under different model usage intensity. The benchmark can provide insights for low carbon emission when selecting efficient deep learning algorithms in different model usage scenarios.

1 Introduction

Global warming and climate change have become the most pressing issues to the modern society, with already observable effects world-wide [11], including shrunken glaciers, shifted plant and animal habitats, wild-fire, extreme weather, etc. For climate issues, artificial intelligence (AI) is a double-edged sword. On the one hand, it provides new technologies to control climate problems in many areas (such as smart-grid design, climate change prediction) [36]. On the other hand, AI itself is also a significant carbon emitter. There has been a clear trend in AI community to develop larger deep learning models for better performance, and the increase rate of energy consumption of the state-of-the-art AI models is alarming. For example, the number of parameters in state-of-the-art language models increased by ~ 1870 times in about 3 years (from 93.6 Million [32] to 175 Billion [4, 34]). Training large models requires larger datasets, longer training time and more computational resources, which leads to more energy consumption and carbon emission. For example, researchers in [40] measured the energy consumption of training large language models, and found that the estimated carbon footprint of training a single Transformer with neural architecture search emits approximately 300 tons of carbon dioxide [40], which is of the order of 60 years of an average human being's carbon emission.

In the mean time, many works have been proposed to run deep models more efficiently. One type of works focuses on developing algorithms to obtain more efficient neural networks, such as pruning [16, 25], quantization [2, 10], distillation [15] and neural architecture search [47]. The other type of works aims at building more efficient platforms to deploy deep learning models, such as Tensorflow Lite, Pytorch Mobile and ONNX-Runtime. In this paper, we focus on benchmarking the first category of works aiming at making deep models more efficient, called Efficient Deep Learning

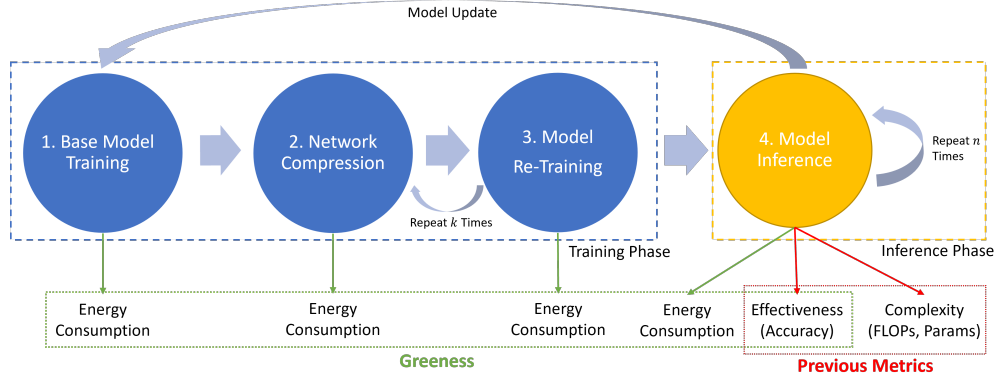


Figure 1: Life cycle of efficient deep learning. Most of the existing methods focus on the efficiency (in terms of model complexity) in the last stage, while we propose to directly evaluate the full-cycle energy consumption. The portion of training/inference phase energy consumption over the total energy consumption heavily corresponds to the model usage intensity.

[23]. Most of the existing efficient deep learning methods measure the efficiency of a model by its computational complexity, such as floating point operations (FLOPs) and number of parameters. In this paper, we benchmark efficient deep learning methods by directly evaluating their energy costs under various settings.

As shown in Figure 1, we divide the entire life cycle of most existing efficient deep learning methods into four stages: 1) base model training, 2) network compression, 3) model re-train, and 4) compressed model inference, where the first 3 stages are the training phase and the last stage is the inference phase. Note that not all methods contain all four stages, as shown in Table 1.

In a standard AI system development cycle, four stages usually form a closed loop. As shown in Figure 1, when model updating is required, the life-cycle starts over from the beginning. As a result, the usage intensity of the compressed model becomes one of the key factors to the overall energy consumption. If the model needs to be frequently updated and only very few inferences can be performed in one life cycle, large portion of the total energy cost will come from training phase. Otherwise, if inference number per cycle is large, inference energy cost will dominate the overall energy consumption. As a result, we define the number of inferences conducted in one life-cycle as the *model usage intensity* (MUI).

Although many existing works are able to obtain lower energy consumption models at the inference stage, most of them neglect the energy cost of the first three stages. To fairly and comprehensively compare the energy cost of existing efficient deep learning methods, it is essential to consider the energy cost over the entire life cycle and under different MUIs. Note that in this paper we focus on the case where a new cycle always starts over from the first stage, other life-cycle scheme can also be evaluated with the same methodology. The main contributions of this paper are summarized as follows:

- **Full-Cycle Energy Consumption Metric: Greenness.** A new metric is proposed to consider the trade-offs among model effectiveness and energy consumption throughout the entire efficient deep learning life cycle under different MUIs.
- **Energy Consumption Benchmark for Efficient Deep Learning.** Efficient deep learning baselines are comprehensively compared and analyzed based on the proposed metric in computer vision tasks, which could provide some insights for low-carbon computer vision in real applications.

2 Related Work

2.1 Efficient Deep Learning

As mentioned above, we divide the life cycle of efficient deep learning into four stages. As shown in Table 1, different types of efficient deep learning methods contain different stages in their life cycles, and we introduce the details in this section.

Table 1: Life-cycle stages in different types of efficient deep learning methods.

Algorithm	Model Training			Model Inference
	Base Model Training	Model Compression	Model Re-training	
Traditional Deep Learning	✓	✗	✗	✓
Pruning	✓	✓	✓	✓
Distillation	✓	✗	✓	✓
Neural Architecture Search	✗	✓	✓	✓
Quantization (Post)	✓	✓	✗	✓

Pruning. Network pruning obtains smaller and faster models by reducing the number of parameters from a base model, whose training phase contains all three stages of the life-cycle. It first trains the base model, and then compresses the large model by removing the unimportant neurons in each layer. Finally, the pruned model is re-trained on the dataset to obtain the compressed model. The APoZ method [16] prunes the network based on the average percentage of zeros of a neuron from a set of validation examples. Li et al. [20] proposed to prune filters from convolution layers based on filters’ L1 norms. The FPGM method [13] is a data-independent method that prunes the filters based on their distances to the geometric mean of all filters. Two recent methods [24, 25] proposed to evaluate a filter’s importance based on the error induced by removing it.

Quantization. Neural network quantization obtains smaller models by reducing the precision of the weights in the neural network. Post-training quantization methods [2, 7, 8, 10] contain two stages in the life-cycle, where it first trains a base model and then calibrates to compute the clipping ranges and the scaling factors of the quantization function with a small training set for model compression. The quantization-aware training methods [9, 46] contain three stages in the life-cycle, where a pre-trained base model is quantized (compressed) and then finetuned using the training set.

Distillation. Knowledge distillation [15] obtains smaller and faster student model by learning from both the ground-truth labels and the outputs from a larger teacher model. Distillation contains two stages in the training phase of the life cycle: 1) training a large base model and 2) training a usually manually designed small student model under the supervision of ground-truth and teacher model in the re-training stage. Following the idea above, the PKT method [28] minimizes the KL divergence of the probability distributions between teacher model and student model. The CRD method [41] uses a contrastive objective to transfer knowledge. Different from the above works, Komodakis et al. [19] proposed to distill attention maps from multiple network layers.

Neural Architecture Search. We focus on the subset of Neural Architecture Search (NAS) methods that aims at obtaining more efficient neural networks in this paper. They automatically search a network architecture by jointly optimizing the model efficiency and accuracy. NAS has two stages in the training phase of life cycle. It does not need base model training, and directly searches a new network structure for re-training. One type of methods (e.g., EfficientNAS [33], DARTS [22], ProxylessNAS [6] and OFA [5]) first builds a super-net containing all the candidate architectures and searches for an optimal sub-model in one trial. In a way, this searching process is similar to model compression that compresses a super-net formed by a search space into a small network structure. Another family of methods like NASNet [47], PNAS [21] and LargeEvo [35] needs to train hundreds to thousands of candidate architectures (e.g., 12k [47]), consuming an excessively large amount of energy. Since multi-trial NAS methods cost about a hundred times more energy than one-trial methods [5] and bring no significant performance improvement, we focus on benchmarking one-trial NAS methods in this paper.

2.2 Green AI

Schwartz et al. [38] proposed a concept of Green AI, which refers to AI research that yields novel results while taking into account the computational cost, encouraging a reduction in resources spent. They mainly measure the greenness of neural networks by their number of float parameter operations, and neglect the energy consumption in the training phase. In this paper, we give a more comprehensive definition on greenness that considers the entire deep learning life-cycle under different model usage intensities. Patterson et al. [30] compared the carbon emission of training large NLP models on popular cloud servers. Strubell et al. [40] also measured the training energy cost of existing NLP

models and estimated the corresponding financial and environmental costs. Different from the above works, this paper targets at efficient deep learning in CNN models, and more importantly the proposed **Greeness** metric and benchmarking method are orthogonal to the above works.

3 Greeness in Efficient Deep Learning

In this section, we introduce a new metric — **Greeness** to evaluate the efficient deep learning algorithms by directly measuring their energy consumption during the entire life cycle.

3.1 Key Factors of Greeness

To achieve our goal, we consider the following key factors when designing the **Greeness** metric.

Train Energy Cost (TEC). TEC computes the overall energy consumption of an efficient deep learning algorithm throughout the entire training phase, including base model training, model compression and model re-training. For different algorithms, the specific composition of TEC may be different. In Table 2, we summarize the TEC compositions for different types of algorithms.

Inference Energy Cost (IEC). IEC denotes the energy consumption of using the compressed model to perform inference for one time.

Model Usage Intensity (MUI). MUI is defined as the average number of inferences in each life-cycle. The importance of TEC and IEC varies based on the model usage intensity. If an AI system intensely use the model and the number of inferences is large in one life cycle, then a large proportion of the energy consumption comes from IEC, and vice versa.

Accuracy (Acc). Acc denotes the accuracy of the compressed model on a specific CV task. Efficient deep learning algorithms usually trade accuracy for efficiency and their accuracy degradation may vary significantly, so that we should also consider the accuracy of the compressed models.

Table 2: The full-cycle energy cost of different types of efficient deep learning methods.

Algorithm	Train Energy Cost (TEC)			Inference Energy Cost (IEC)	Accuracy (Acc.)
	Train Original Model Cost	Prune Cost	Finetune Cost		
Pruning		Train Original Model Cost	Quantization Cost	Finetune Cost	
Quantization	Distillation Cost				
Distillation	Retrain Cost				
Neural Architecture Search	Search Cost				

3.2 Metric Design

Given an efficient deep learning algorithm, let Acc denote the accuracy on a targeted task (between 0 and 1), IEC denotes the energy consumption for each inference time, TEC denotes the training energy cost of an efficient deep learning algorithm. We follow the idea of multiple objective evaluation (MOE) [3, 43] to achieve the balance among multiple factors in the proposed metric \mathbb{G} . More specifically, we define the **Greeness** metric as follows:

$$\mathbb{G}(\text{MUI}) = \frac{\text{Acc}^\tau}{\text{MUI} * \text{IEC} + \text{TEC}}. \quad (1)$$

$\mathbb{G}(\text{MUI})$ is a trade-off between energy consumption and model performance over one entire life cycle, where the denominator measures the total energy consumption for one model life cycle and the numerator measures the model performance. τ is a hyper-parameter that indicates the tolerance to the accuracy loss brought by model compression. Higher τ value indicates that \mathbb{G} has a more strict requirement on the model accuracy Acc.

As shown in Equation 1, \mathbb{G} is a function of the model usage intensity, and efficient deep learning methods perform differently under different model usage intensities. Intuitively, methods with higher TEC will perform better with high model usage intensity, (i.e., when MUI is large), and vice versa.

In the next section, we analyze and compare the **Greeness** of efficient deep learning methods under different model usage intensities.

3.3 Greeness metric’s relation with carbon emission

In this paper, **Greeness** specifically refers to the carbon emission status of efficient deep learning methods, not carbon emission in a general sense. We argue that carbon emission under the scope of efficient deep learning is almost equivalent to energy consumption. This is because factors other than energy consumption (e.g., energy-mix) is independent to the methods, and can be kept fixed for a fair comparison. As stated in [30], CO2 emission is linearly proportional to energy consumption, and hence the **Greeness** in terms of energy consumption can be scaled to the **Greeness** in terms of CO2 emission with a constant value C , as derived in following equation.

$$\begin{aligned} G_{CO_2e}(MUI) &:= \frac{Acc^\tau}{MUI * Inference_{CO_2e} + Training_{CO_2e}} \\ Inference_{CO_2e} &= C * IEC \\ Training_{CO_2e} &= C * TEC \end{aligned} \tag{2}$$

4 Greeness Benchmark

In this section, we present the details of the proposed **Greeness** benchmark for efficient deep learning of CNN models. Specifically, we investigate four types of efficient deep learning methods, namely pruning, quantization, knowledge distillation and neural architecture search.

4.1 Experiment Configuration

We first present the experiment configuration for obtaining the results in this section as follows.

Hardware and Platform We run the training phase of the methods on Nvidia Tesla P100, and run the inference phase on Nvidia TITAN V to get a better hardware support on computations with FP16 and INT8 precision. The influence of different GPU hardware on energy consumption will also be discussed in this section. PyTorch [29] is adopted as our model training framework. TensorRT ¹ is adopted as the model deployment framework at inference time.

Energy Measurement Since both the training and inference of the models are performed on GPU, IEC and TEC are measured by the energy consumption of GPU. We build a GPU energy tracer based on the `nvidia-smi` interface, from which we get and parse the runtime information of the GPU. We add tracer functions at the corresponding locations for different algorithm implementations (e.g., train function, inference function, etc.). We ensure the tracer is completely added to the execution part of an algorithm to avoid excess errors as much as possible. Tracer function will open a separate thread to query runtime information per moment according to a predefined hyperparameter *sampling frequency*. At the end of the main function, the tracer is killed and the total information collected by the tracer is recorded.

Quantitative Scale We choose Wh as the unit for TEC and IEC. Note that other hardware components, e.g., CPU, memory, disk and cooling system, also consume energy, but since this work focuses on the deep learning scenarios where GPU takes up the majority of the total energy consumption [30, 40], impacts of the other devices are neglected.

Compared Methods Greeness of the compared methods are evaluated by classification task *CI-FAR100*. The hyper-parameter settings of the compared methods are identical to the original papers to ensure fair comparison for both intra-type and cross-type algorithms. Since no existing repository has implemented all types of algorithms, there are naturally some inevitable errors in cross-type algorithms comparisons. We ensure the fairness of the comparison through a reasonable experimental setup. Below is the detailed introduction of the compared methods. Note that in this section, we only reported the selected results due to space limitation. Complete experiment results can be found in the Appendix.

- **Baselines** Neural Network Intelligence (NNI)² framework is used to train selected baseline models including VGG variants [39] and ResNet variants [12]. Note that to adapt the image resolution

¹<https://github.com/NVIDIA/TensorRT>

²<https://github.com/microsoft/nni>

Table 3: Selected results for different types of efficient deep learning methods in terms of TEC, IEC, ACC and \mathbb{G} . Accuracy is measured on *CIFAR100* and accuracy tolerance τ is set to 2. \mathbb{G} (500M) and \mathbb{G} (1B) indicate the greenness value when MUI = $5 * 10^8$ and $1 * 10^9$.

	Model		TEC	Acc.	IEC	\mathbb{G} (500M)	\mathbb{G} (1B)	
	Baseline	ResNet18		276.27	76.56	1.13E-06	6.95	4.16
	VGG16		138.59	73.37	8.93E-07	9.20	5.22	
	VGG19		179.10	72.51	1.01E-06	7.68	4.42	
Distillation	Teacher Model	Student Model	Method	TEC	Acc.	IEC	\mathbb{G} (500M)	\mathbb{G} (1B)
	VGG 13	VGG 8	CRD	287.45	73.94	5.88E-07	9.41	6.25
			KD	181.61	72.98	5.39E-07	11.80	7.39
	ResNet 56	ResNet 20	CRD	244.74	71.16	4.78E-07	10.47	7.01
KD			259.58	70.66	4.68E-07	10.12	6.87	
Quantization	Model		Method	TEC	Acc.	IEC	\mathbb{G} (500M)	\mathbb{G} (1B)
	VGG16		FP16	138.59	73.23	5.86E-07	12.43	7.40
			INT8	138.59	73.22	5.72E-07	12.63	7.55
Pruning	Model		Method	TEC	Acc.	IEC	\mathbb{G} (500M)	\mathbb{G} (1B)
	VGG16		APoZ Pruner	154.27	70.59	5.61E-07	11.46	6.96
			FPGM Pruner	155.83	70.46	5.91E-07	11.00	6.64
			L2 Filter Pruner	158.36	71.09	5.67E-07	11.44	6.97
			TaylorFO Pruner	146.70	70.69	5.65E-07	11.64	7.02
Search Space		Method	TEC	Acc.	IEC	\mathbb{G} (500M)	\mathbb{G} (1B)	
NAS	PyramidNet with modifications (CIFAR100)		ProxylessNAS	280.78	77.61	6.48E-07	9.96	6.48
	PyramidNet with modifications (CIFAR10)		ProxylessNAS	262.30	76.48	6.05E-07	10.35	6.74
	Default CNN search space (CIFAR100)		Darts	4352.13	76.87	2.34E-06	1.07	0.88
	Default CNN search space (CIFAR10)		Darts	3848.50	77.04	2.45E-06	1.17	0.94

of CIFAR100, following the implementation in NNI, some networks like VGG and ResNet18 are adjusted by removing some of the downsampling operations.

- **Pruning** The pruning methods are evaluated based on NNI. Following the default practice of NNI, we consider two types of pruners: one-shot pruners (L1 Filter [20], L2 Filter [20], FPGM [13]) and iterative pruners (APoZ [16], TaylorFO [24], Activation Mean [26]). For both types of methods, the base models (including ResNet 18/34/50, VGG 16/19) are firstly trained for 160 epochs. The base models are then pruned and finally finetuned with aforementioned pruners. The total finetune epoch for iterative pruners is set to 160.
- **Quantization** Here we choose a simple yet effective low-energy-cost post training quantization method as baseline. Symmetric uniform quantizations implemented in TensorRT with both FP16 and INT8 precision are evaluated.
- **Distillation** The distillation methods are evaluated based on RepDistiller³. In total, 13 state-of-the-art algorithms are benchmarked, including KD [15], FitNet [37], AT [19], SP [42], CC [31], VID [1], RKD [27], PKT [28], AB [14], FT [18], FSP [44], NST [17] and CRD [41]. They are all tested on different architectural types. According to the default configuration, the teacher models are trained for 240 epochs, and then distilled for 240 epochs to obtain student models. The accuracy of the distillation methods is cited from [41].
- **Neural Architecture Search** The Neural Architecture Search (NAS) evaluation is also based on NNI [45]. Since multi-trial NAS methods are too costly without significant performance improvement [5] compared to our one-trial alternatives, we focus on benchmarking one-trial NAS methods. In the experiments, two of the most popular one-shot NAS methods are reported, namely DARTS [22] and ProxylessNAS [6].

4.2 Analysis and Insights

In this section, we compare four types of efficient deep learning methods, namely pruning, quantization, distillation and NAS. We mainly record each algorithm’s training energy cost (TEC), the

³<https://github.com/HobbitLong/RepDistiller>

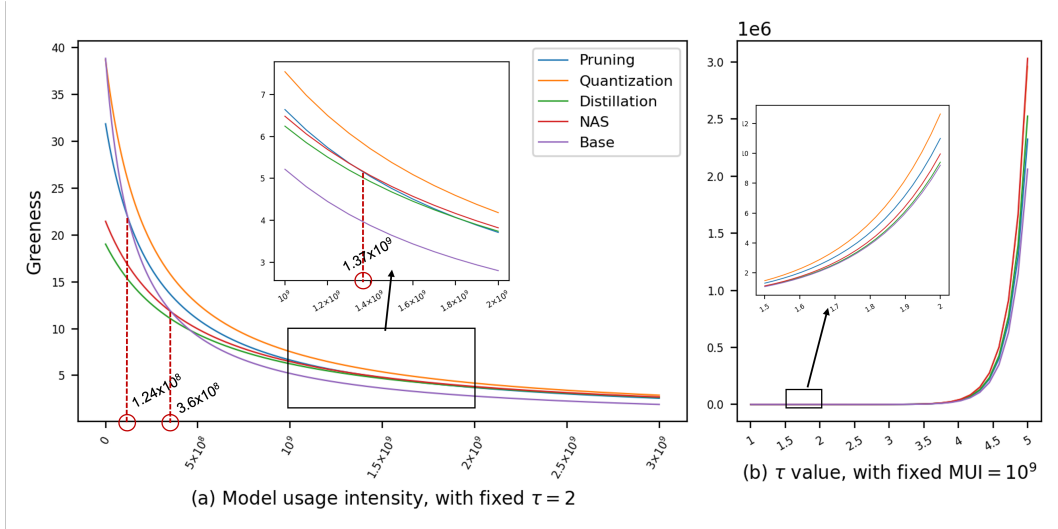


Figure 2: With several selected algorithms of similar base models, we evaluate the curve of **Greenness** as n increases. The selected ones are: (1) APoZ pruner on VGG16. (2) INT8 quantization on VGG16. (3) CRD distillation on from VGG13 to VGG8. (4) Proxyless NAS. (5) Basic VGG16 training. X-axis in (a) indicates MUI with τ is set to 2, and X-axis in (b) indicates τ value with MUI is set to 10^9 .

inference energy cost (IEC), accuracy, and some other GPU related information. In the following, we will present more analysis about the impacts of different factors on **Greenness**.

4.2.1 Comparison across different types of methods

We compare **Greenness** of different types of efficient deep learning methods under different MUIs, and select one representative method for each type. The methods are selected based on two criteria: 1) greenness comparison among the same type of methods, and 2) the base models are similar. As a result, five methods are selected, namely vgg16 as baseline, distillation with resnet13 as teacher and resnet8 as student, quantization on vgg16, pruning on vgg16 and Proxyless NAS on *CIFAR100*.

As shown in Figure 6 a), **Greenness** varies significantly under different MUIs, and different types of methods prevail within different MUI regions. To achieve the best carbon efficiency, we should carefully choose the suitable types of efficient deep learning methods for different application scenarios (high or low model usage intensity).

From Figure 6, for each type of methods, we summarize the following guidelines on the suitable scenarios for the methods to prevail.

- **Low Model Usage.** Pruning achieves higher greenness score when MUI is small, due to low TEC (shown in Table 3). It outperforms both NAS and Distillation when MUI is less than 1.37 billion. This shows in the scenarios where the model requires constant update (e.g., new project with relative flexible requirements), pruning is more suitable compared to high TEC methods like NAS and distillation. Furthermore, when MUI is very low, except for quantization, all efficient learning methods show no improvement in terms of energy consumption. Only training the base models outperforms all three types of methods expect quantization when MUI is less than 124 million.
- **High Model Usage.** As shown in Table 3, NAS achieves lower IEC and accuracy at the cost of high TEC. As a result, they achieve higher greenness when MUI is large. NAS begins to outperform the other methods not until the MUI increases to 1.37 billion. Similarly, distillation also achieves better greenness score under higher MUI. This shows that NAS and Distillation are more suitable in the high model usage scenarios, where the model is relatively stable and does not need to be updated often.
- **Quantization.** Table 3 shows that using post training quantization methods have almost no extra efficient learning cost compared to normal deep learning. It effectively reduces IEC with almost no accuracy loss. Hence, quantization constantly achieves high greenness score throughout different MUIs. It shows that quantization is a very general and effective method that should always be

applied regardless of the application scenarios. However, quantization requires specific hardware support on different computation precision.

In Figure 6 (b), we demonstrate the relationship between Greeness and τ value. The τ value reflects, to some extent, the importance attached to accuracy in the calculation of Greeness, and a larger τ means a larger share in the Greeness metric, corresponding to a scenario with a higher requirement for model accuracy. The figure shows that NAS algorithm has higher greeness score when τ is small and pruning algorithm has higher greeness score when τ is large.

4.2.2 Comparison within the same type of methods

In this section, we present the performance comparison of different efficient deep learning methods within the same type.

Distillation. The Greeness scores of distillation methods are affected by three entangled factors, namely the student model, teacher model and accuracy. Larger teacher model has higher TEC but is more likely to achieve higher accuracy. Smaller student model leads to lower IEC but lower accuracy score.

Figure 3 a) compares the CRD’s Greeness score under different settings of teacher/student models. Figure 3 b) compares different distillation methods with the same teacher/student models. We observe that Similarity (SP) [42] and CRD [41] have higher Greeness scores than the rest algorithms in our selected model architecture, but this advantage diminishes when MUI is larger than around 10^9 .

Pruning. Figure 3 a) shows the Greeness scores of applying different pruning methods on ResNet 18. We observe TaylorFO and APoZ pruner achieve highest Greeness when MUI is small, and FPGM Prunner outperforms when MUI is large. This is mainly because FPGM has larger TEC than APoZ and TaylorFO, but is able to obtain model with much lower IEC, as shown in Table 3.

Quantization. We apply the same quantization methods on different neural networks and observe that smaller model seem to gain better greeness score when MUI is relatively small due to smaller TEC and larger tolerance on accuracy.

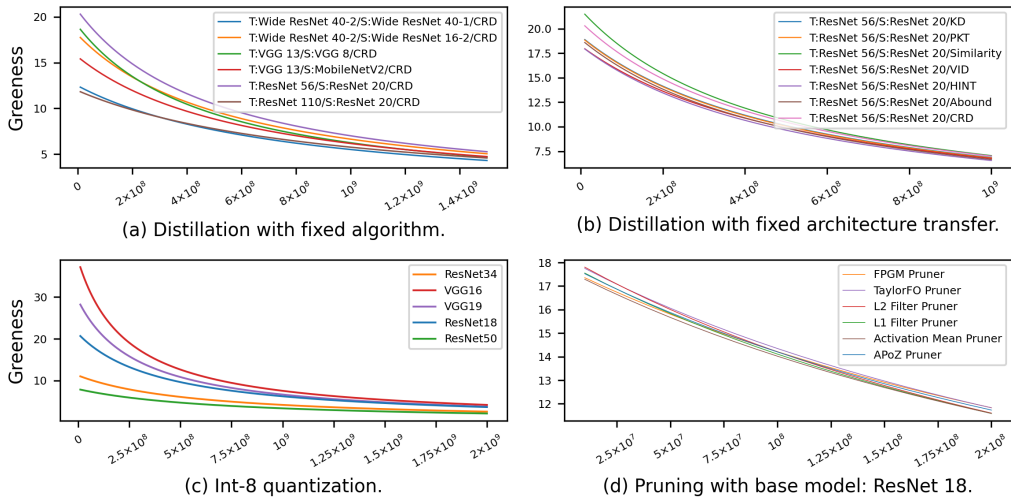


Figure 3: Greeness (Y-axis) curve with different MUI (X-axis), the accuracy tolerance value τ is set to 2. (a) CRD [41] with various types of teacher and student models. (b) ResNet 56 (20) as teacher (student) model, with various algorithms. (c) Int-8 quantization with various models. (d) ResNet 18 as base model with various pruning algorithms.

4.3 Sensitivity Analysis on Energy Consumption

In this section, we report the results on other factors that may affect the energy consumption beyond the efficient deep learning methods. We put more on supplementary materials.

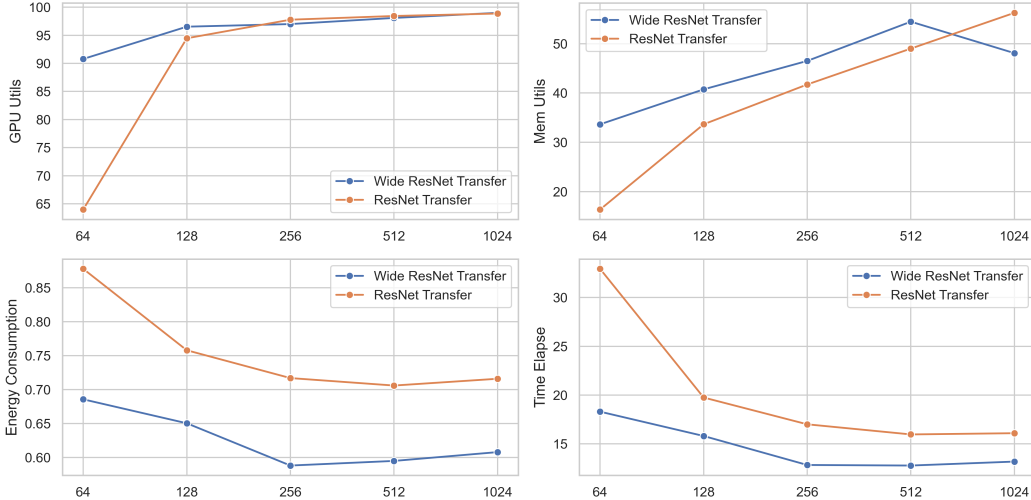


Figure 4: GPU usage sensitivity over batch size. Results of (1) KD with teacher model Wide ResNet 40-2 to student model ResNet 16-2 (2) KD with teacher model Resnet 110 to student model ResNet 32 are reported.

Table 4: GPU usage over different GPU types. Results of KD with Wide ResNet 40-2 as teacher and ResNet 16-2 as student are reported.

GPU Type	GPU Utilis (%)	Mem Utilis (%)	Avg Power (W)	Time Elapse (S)	Energy Consumption (W·H)
NVIDIA TESLA P100	71.45	26.29	133.76	38.83	0.80
NVIDIA TESLA P40	77.51	49.86	134.60	30.97	0.90
NVIDIA TESLA V100 16GB	35.00	19.00	171.88	14.61	0.64

The influence of sampling frequency. We sample the GPU information once at each moment, and a higher sampling frequency corresponds to richer collection of information over time. In our experiments, we set the sampling frequency to 0.1s. Figure 5 demonstrates how the instantaneous power varies with different sampling frequencies (e.g. *sampling frequency* = 0.1s, 0.5s, 1s). The horizontal lines indicate the average power at different sampling frequencies throughout 3 epochs, in which the observed average power variations are negligible.

The influence of GPU types. Table 4 reports the energy cost of knowledge distillation algorithms across different GPU types. We observe that when running the same algorithm, newer GPU (e.g., V100) indeed have much shorter execution time and comparable average power, hence resulting in lower energy consumption.

The influence of batch size in different implementations. The influence of batch size on energy consumption is complex. On one hand, larger batch size accelerates the convergence which helps reduce GPU execution time. On the other hand, larger batch size increases the GPU utility rate and memory usage, which increases power consumption during algorithm execution. In Figure 4, with other settings fixed, we compare how the GPU information changes for different batch sizes. As can be seen, increasing batch size reduces the algorithm execution time and minimizes the total energy consumption when batch size is no larger than 256. After that, since the GPU already runs at the full capacity, increasing batch size does not help to reduce total energy consumption.

4.4 Limitations of our work

The limitations of our works are stated in different parts of the paper. We stated the limitation on reporting the greenness on limited GPU types in section 4.1 and 4.3, the limitation on reporting on limited hyper-parameter settings (e.g., batch size) in section 4.3, and the limitation on not considering

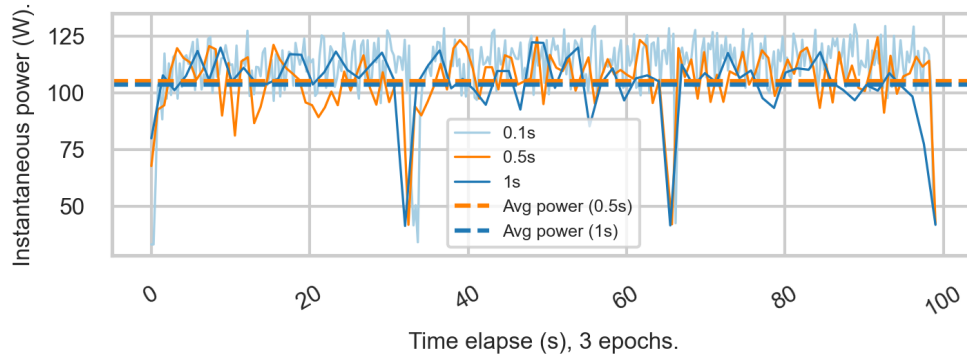


Figure 5: To verify the functionality of our GPU Tracer and select a good sampling frequency. We record the instantaneous (runtime) power at different sampling frequencies during 3 epochs training. The trough (bottom) of instantaneous power indicates data loading between epochs (this part will also be ignored in the result of model energy consumption).

the energy consumption on running efficient deep learning on complex distributed system is stated in section 4.1.

5 Conclusion

The energy consumption and carbon emission of deep learning models have been increasing dramatically over the years. Although efficient deep learning techniques are able to obtain models with fewer parameters and smaller latency — leading to low inference energy consumption, most of them neglect the notable energy consumption throughout the entire life cycle of the algorithm. In this paper, we present the first large-scale energy consumption benchmark for efficient deep learning in computer vision models, where a new metric is proposed to explicitly consider full-cycle energy consumption under different model usage intensity. The benchmark can provide insights for low carbon emission when selecting efficient deep learning algorithms in computer vision tasks under different model usage intensities.

References

- [1] Sungsoo Ahn, Shell Xu Hu, Andreas Damianou, Neil D Lawrence, and Zhenwen Dai. Variational information distillation for knowledge transfer. In *Proceedings of the IEEE/CVF Conference on Computer Vision and Pattern Recognition*, pages 9163–9171, 2019.
- [2] Ron Banner, Yury Nahshan, Elad Hoffer, and Daniel Soudry. Post-training 4-bit quantization of convolution networks for rapid-deployment. *arXiv preprint arXiv:1810.05723*, 2018.
- [3] Julian Blank and Kalyanmoy Deb. Pymoo: Multi-objective optimization in python. *IEEE Access*, 8:89497–89509, 2020.
- [4] Tom Brown, Benjamin Mann, Nick Ryder, Melanie Subbiah, Jared D Kaplan, Prafulla Dhariwal, Arvind Neelakantan, Pranav Shyam, Girish Sastry, Amanda Askell, Sandhini Agarwal, Ariel Herbert-Voss, Gretchen Krueger, Tom Henighan, Rewon Child, Aditya Ramesh, Daniel Ziegler, Jeffrey Wu, Clemens Winter, Chris Hesse, Mark Chen, Eric Sigler, Matusz Litwin, Scott Gray, Benjamin Chess, Jack Clark, Christopher Berner, Sam McCandlish, Alec Radford, Ilya Sutskever, and Dario Amodei. Language models are few-shot learners. In H. Larochelle, M. Ranzato, R. Hadsell, M. F. Balcan, and H. Lin, editors, *Advances in Neural Information Processing Systems*, volume 33, pages 1877–1901. Curran Associates, Inc., 2020.
- [5] Han Cai, Chuang Gan, Tianzhe Wang, Zhekai Zhang, and Song Han. Once-for-all: Train one network and specialize it for efficient deployment. *arXiv preprint arXiv:1908.09791*, 2019.
- [6] Han Cai, Ligeng Zhu, and Song Han. Proxylessnas: Direct neural architecture search on target task and hardware. *arXiv preprint arXiv:1812.00332*, 2018.

- [7] Yaohui Cai, Zhewei Yao, Zhen Dong, Amir Gholami, Michael W Mahoney, and Kurt Keutzer. Zeroq: A novel zero shot quantization framework. In *Proceedings of the IEEE/CVF Conference on Computer Vision and Pattern Recognition*, pages 13169–13178, 2020.
- [8] Yoni Choukroun, Eli Kravchik, Fan Yang, and Pavel Kisilev. Low-bit quantization of neural networks for efficient inference. In *ICCV Workshops*, pages 3009–3018, 2019.
- [9] Angela Fan, Pierre Stock, Benjamin Graham, Edouard Grave, Rémi Gribonval, Herve Jegou, and Armand Joulin. Training with quantization noise for extreme model compression. *arXiv preprint arXiv:2004.07320*, 2020.
- [10] Jun Fang, Ali Shafiee, Hamzah Abdel-Aziz, David Thorsley, Georgios Georgiadis, and Joseph H Hassoun. Post-training piecewise linear quantization for deep neural networks. In *European Conference on Computer Vision*, pages 69–86. Springer, 2020.
- [11] Christopher B Field, Vicente Barros, Thomas F Stocker, and Qin Dahe. *Managing the risks of extreme events and disasters to advance climate change adaptation: special report of the intergovernmental panel on climate change*. Cambridge University Press, 2012.
- [12] Kaiming He, Xiangyu Zhang, Shaoqing Ren, and Jian Sun. Identity mappings in deep residual networks. In Bastian Leibe, Jiri Matas, Nicu Sebe, and Max Welling, editors, *Computer Vision - ECCV 2016 - 14th European Conference, Amsterdam, The Netherlands, October 11-14, 2016, Proceedings, Part IV*, volume 9908 of *Lecture Notes in Computer Science*, pages 630–645. Springer, 2016.
- [13] Yang He, Ping Liu, Ziwei Wang, Zhilan Hu, and Yi Yang. Filter pruning via geometric median for deep convolutional neural networks acceleration. In *Proceedings of the IEEE/CVF Conference on Computer Vision and Pattern Recognition*, pages 4340–4349, 2019.
- [14] Byeongho Heo, Minsik Lee, Sangdoon Yun, and Jin Young Choi. Knowledge transfer via distillation of activation boundaries formed by hidden neurons. In *Proceedings of the AAAI Conference on Artificial Intelligence*, pages 3779–3787, 2019.
- [15] Geoffrey Hinton, Oriol Vinyals, and Jeff Dean. Distilling the knowledge in a neural network. *arXiv preprint arXiv:1503.02531*, 2015.
- [16] Hengyuan Hu, Rui Peng, Yu-Wing Tai, and Chi-Keung Tang. Network trimming: A data-driven neuron pruning approach towards efficient deep architectures. *arXiv preprint arXiv:1607.03250*, 2016.
- [17] Zehao Huang and Naiyan Wang. Like what you like: Knowledge distill via neuron selectivity transfer. *arXiv preprint arXiv:1707.01219*, 2017.
- [18] Jangho Kim, SeongUk Park, and Nojun Kwak. Paraphrasing complex network: Network compression via factor transfer. *arXiv preprint arXiv:1802.04977*, 2018.
- [19] Nikos Komodakis and Sergey Zagoruyko. Paying more attention to attention: improving the performance of convolutional neural networks via attention transfer. In *ICLR*, 2017.
- [20] Hao Li, Asim Kadav, Igor Durdanovic, Hanan Samet, and Hans Peter Graf. Pruning filters for efficient convnets. In *5th International Conference on Learning Representations, ICLR 2017, Toulon, France, April 24-26, 2017, Conference Track Proceedings*. OpenReview.net, 2017.
- [21] Chenxi Liu, Barret Zoph, Maxim Neumann, Jonathon Shlens, Wei Hua, Li-Jia Li, Li Fei-Fei, Alan Yuille, Jonathan Huang, and Kevin Murphy. Progressive neural architecture search. In *Proceedings of the European conference on computer vision (ECCV)*, pages 19–34, 2018.
- [22] Hanxiao Liu, Karen Simonyan, and Yiming Yang. Darts: Differentiable architecture search. *arXiv preprint arXiv:1806.09055*, 2018.
- [23] Gaurav Menghani. Efficient deep learning: A survey on making deep learning models smaller, faster, and better. *arXiv preprint arXiv:2106.08962*, 2021.
- [24] Pavlo Molchanov, Arun Mallya, Stephen Tyree, Iuri Frosio, and Jan Kautz. Importance estimation for neural network pruning. In *Proceedings of the IEEE/CVF Conference on Computer Vision and Pattern Recognition*, pages 11264–11272, 2019.
- [25] Pavlo Molchanov, Stephen Tyree, Tero Karras, Timo Aila, and Jan Kautz. Pruning convolutional neural networks for resource efficient inference. *arXiv preprint arXiv:1611.06440*, 2016.

- [26] Pavlo Molchanov, Stephen Tyree, Tero Karras, Timo Aila, and Jan Kautz. Pruning convolutional neural networks for resource efficient inference. In *5th International Conference on Learning Representations, ICLR 2017, Toulon, France, April 24-26, 2017, Conference Track Proceedings*. OpenReview.net, 2017.
- [27] Wonpyo Park, Dongju Kim, Yan Lu, and Minsu Cho. Relational knowledge distillation. In *Proceedings of the IEEE/CVF Conference on Computer Vision and Pattern Recognition*, pages 3967–3976, 2019.
- [28] Nikolaos Passalis, Maria Tzelepi, and Anastasios Tefas. Probabilistic knowledge transfer for lightweight deep representation learning. *IEEE Transactions on Neural Networks and Learning Systems*, 32(5):2030–2039, 2020.
- [29] Adam Paszke, Sam Gross, Francisco Massa, Adam Lerer, James Bradbury, Gregory Chanan, Trevor Killeen, Zeming Lin, Natalia Gimelshein, Luca Antiga, et al. Pytorch: An imperative style, high-performance deep learning library. In *Advances in Neural Information Processing Systems*, pages 8026–8037, 2019.
- [30] David Patterson, Joseph Gonzalez, Quoc Le, Chen Liang, Lluis-Miquel Munguia, Daniel Rothchild, David So, Maud Texier, and Jeff Dean. Carbon emissions and large neural network training. *arXiv preprint arXiv:2104.10350*, 2021.
- [31] Baoyun Peng, Xiao Jin, Jiaheng Liu, Dongsheng Li, Yichao Wu, Yu Liu, Shunfeng Zhou, and Zhaoning Zhang. Correlation congruence for knowledge distillation. In *Proceedings of the IEEE/CVF International Conference on Computer Vision*, pages 5007–5016, 2019.
- [32] Matthew E Peters, Mark Neumann, Mohit Iyyer, Matt Gardner, Christopher Clark, Kenton Lee, and Luke Zettlemoyer. Deep contextualized word representations. In *Proceedings of NAACL-HLT*, pages 2227–2237, 2018.
- [33] Hieu Pham, Melody Guan, Barret Zoph, Quoc Le, and Jeff Dean. Efficient neural architecture search via parameters sharing. In *International Conference on Machine Learning*, pages 4095–4104. PMLR, 2018.
- [34] Alec Radford, Karthik Narasimhan, Tim Salimans, and Ilya Sutskever. Improving language understanding by generative pre-training. 2018.
- [35] Esteban Real, Sherry Moore, Andrew Selle, Saurabh Saxena, Yutaka Leon Suematsu, Jie Tan, Quoc V Le, and Alexey Kurakin. Large-scale evolution of image classifiers. In *International Conference on Machine Learning*, pages 2902–2911. PMLR, 2017.
- [36] David Rolnick, Priya L Donti, Lynn H Kaack, Kelly Kochanski, Alexandre Lacoste, Kris Sankaran, Andrew Slavin Ross, Nikola Milojevic-Dupont, Natasha Jaques, Anna Waldman-Brown, et al. Tackling climate change with machine learning. *arXiv preprint arXiv:1906.05433*, 2019.
- [37] Adriana Romero, Nicolas Ballas, Samira Ebrahimi Kahou, Antoine Chassang, Carlo Gatta, and Yoshua Bengio. Fitnets: Hints for thin deep nets. *arXiv preprint arXiv:1412.6550*, 2014.
- [38] Roy Schwartz, Jesse Dodge, Noah A Smith, and Oren Etzioni. Green ai. *Communications of the ACM*, 63(12):54–63, 2020.
- [39] Karen Simonyan and Andrew Zisserman. Very deep convolutional networks for large-scale image recognition. In Yoshua Bengio and Yann LeCun, editors, *3rd International Conference on Learning Representations, ICLR 2015, San Diego, CA, USA, May 7-9, 2015, Conference Track Proceedings*, 2015.
- [40] Emma Strubell, Ananya Ganesh, and Andrew McCallum. Energy and policy considerations for deep learning in nlp. In *Proceedings of the 57th Annual Meeting of the Association for Computational Linguistics*, pages 3645–3650, 2019.
- [41] Yonglong Tian, Dilip Krishnan, and Phillip Isola. Contrastive representation distillation. *arXiv preprint arXiv:1910.10699*, 2019.
- [42] Frederick Tung and Greg Mori. Similarity-preserving knowledge distillation. In *Proceedings of the IEEE/CVF International Conference on Computer Vision*, pages 1365–1374, 2019.
- [43] Mark Velasquez and Patrick T Hester. An analysis of multi-criteria decision making methods. *International journal of operations research*, 10(2):56–66, 2013.
- [44] Junho Yim, Donggyu Joo, Jihoon Bae, and Junmo Kim. A gift from knowledge distillation: Fast optimization, network minimization and transfer learning. In *Proceedings of the IEEE Conference on Computer Vision and Pattern Recognition*, pages 4133–4141, 2017.

- [45] Quanlu Zhang, Zhenhua Han, Fan Yang, Yuge Zhang, Zhe Liu, Mao Yang, and Lidong Zhou. Retiarii: A deep learning exploratory-training framework. In *14th {USENIX} Symposium on Operating Systems Design and Implementation ({OSDI} 20)*, pages 919–936, 2020.
- [46] Bohan Zhuang, Chunhua Shen, Mingkui Tan, Lingqiao Liu, and Ian Reid. Towards effective low-bitwidth convolutional neural networks. In *Proceedings of the IEEE conference on computer vision and pattern recognition*, pages 7920–7928, 2018.
- [47] Barret Zoph and Quoc V Le. Neural architecture search with reinforcement learning. *arXiv preprint arXiv:1611.01578*, 2016.

Checklist

1. For all authors...
 - (a) Do the main claims made in the abstract and introduction accurately reflect the paper’s contributions and scope? [\[Yes\]](#)
 - (b) Did you describe the limitations of your work? [\[Yes\]](#)
 - (c) Did you discuss any potential negative societal impacts of your work? [\[Yes\]](#)
 - (d) Have you read the ethics review guidelines and ensured that your paper conforms to them? [\[Yes\]](#)
2. If you are including theoretical results...
 - (a) Did you state the full set of assumptions of all theoretical results? [\[N/A\]](#)
 - (b) Did you include complete proofs of all theoretical results? [\[N/A\]](#)
3. If you ran experiments (e.g. for benchmarks)...
 - (a) Did you include the code, data, and instructions needed to reproduce the main experimental results (either in the supplemental material or as a URL)? [\[Yes\]](#)
 - (b) Did you specify all the training details (e.g., data splits, hyperparameters, how they were chosen)? [\[Yes\]](#)
 - (c) Did you report error bars (e.g., with respect to the random seed after running experiments multiple times)? [\[Yes\]](#)
 - (d) Did you include the total amount of compute and the type of resources used (e.g., type of GPUs, internal cluster, or cloud provider)? [\[Yes\]](#)
4. If you are using existing assets (e.g., code, data, models) or curating/releasing new assets...
 - (a) If your work uses existing assets, did you cite the creators? [\[Yes\]](#)
 - (b) Did you mention the license of the assets? [\[Yes\]](#)
 - (c) Did you include any new assets either in the supplemental material or as a URL? [\[Yes\]](#)
 - (d) Did you discuss whether and how consent was obtained from people whose data you’re using/curating? [\[Yes\]](#)
 - (e) Did you discuss whether the data you are using/curating contains personally identifiable information or offensive content? [\[Yes\]](#)
5. If you used crowdsourcing or conducted research with human subjects...
 - (a) Did you include the full text of instructions given to participants and screenshots, if applicable? [\[N/A\]](#)
 - (b) Did you describe any potential participant risks, with links to Institutional Review Board (IRB) approvals, if applicable? [\[N/A\]](#)
 - (c) Did you include the estimated hourly wage paid to participants and the total amount spent on participant compensation? [\[N/A\]](#)

A More results with different τ value

In the main paper, we mainly provide the experimental results with τ value is set to 2. In fact, τ can be taken in different values according to different application scenarios, and here we show the results for other τ value (e.g. 5 and 10).

Table 5: Selected results for different types of efficient deep learning methods in terms of TEC, IEC, ACC and \mathbb{G} . Accuracy is measured on *CIFAR100* and accuracy tolerance τ is set to 5 and 10. \mathbb{G} (500M, 5) indicates $MUI = 5 * 10^8$, $\tau=5$ and \mathbb{G} (500M, 10) indicates $MUI = 5 * 10^8$, $\tau=10$.

Baseline	Model		Train Energy Cost	Accuracy	Inference Energy Cost	\mathbb{G} (500M, 5)	\mathbb{G} (500M, 10)	
	ResNet18		276.27	76.56	1.134E-06	3.12E+06	8.20E+15	
VGG16		138.59	73.37	8.931E-07	3.63E+06	7.73E+15		
VGG19		179.10	72.51	1.011E-06	2.93E+06	5.87E+15		
Distillation	Teacher Model	Student Model	Method	Train Energy Cost	Accuracy	Inference Energy Cost	\mathbb{G} (500M, 5)	\mathbb{G} (500M, 10)
	VGG 13	VGG 8	CRD	287.45	73.94	5.876E-07	3.80E+06	8.40E+15
			KD	181.61	72.98	5.393E-07	4.59E+06	9.50E+15
	ResNet 56	ResNet 20	CRD	244.74	71.16	4.78E-07	3.77E+06	6.88E+15
KD			259.58	70.66	4.68E-07	3.57E+06	6.29E+15	
Quantization	Model		Method	Train Energy Cost	Accuracy	Inference Energy Cost	\mathbb{G} (500M, 5)	\mathbb{G} (500M, 10)
	VGG16		FP16	138.59	73.23	5.85794E-07	4.88E+06	1.03E+16
			INT8	138.59	73.22	5.717E-07	4.96E+06	1.04E+16
Pruning	Model		Method	Train Energy Cost	Accuracy	Inference Energy Cost	\mathbb{G} (500M, 5)	\mathbb{G} (500M, 10)
	VGG16		APoZ Pruner	154.27	70.59	5.612E-07	4.03E+06	7.06E+15
			FPGM Pruner	155.83	70.46	5.914E-07	3.85E+06	6.68E+15
			L1 Filter Pruner	155.77	71.88	5.634E-07	4.39E+06	8.42E+15
			L2 Filter Pruner	158.36	71.09	5.670E-07	4.11E+06	7.46E+15
			TaylorFO Pruner	146.70	70.69	5.650E-07	4.11E+06	7.26E+15
			Activation Mean Pruner	155.71	70.76	5.621E-07	4.06E+06	7.21E+15
NAS			Search Space		Method	Train Energy Cost	Accuracy	Inference Energy Cost
	PyramidNet with modifications (CIFAR100)		Proxyless Nas	280.78	77.61	6.481E-07	4.66E+06	1.31E+16
	PyramidNet with modifications (CIFAR10)		Proxyless Nas	262.30	76.48	6.052E-07	4.63E+06	1.21E+16
	Default CNN search space (CIFAR100)		Darts	4352.13	76.87	2.339E-06	4.86E+05	1.30E+15
	Default CNN search space (CIFAR10)		Darts	3848.50	77.04	2.445E-06	5.35E+05	1.45E+15

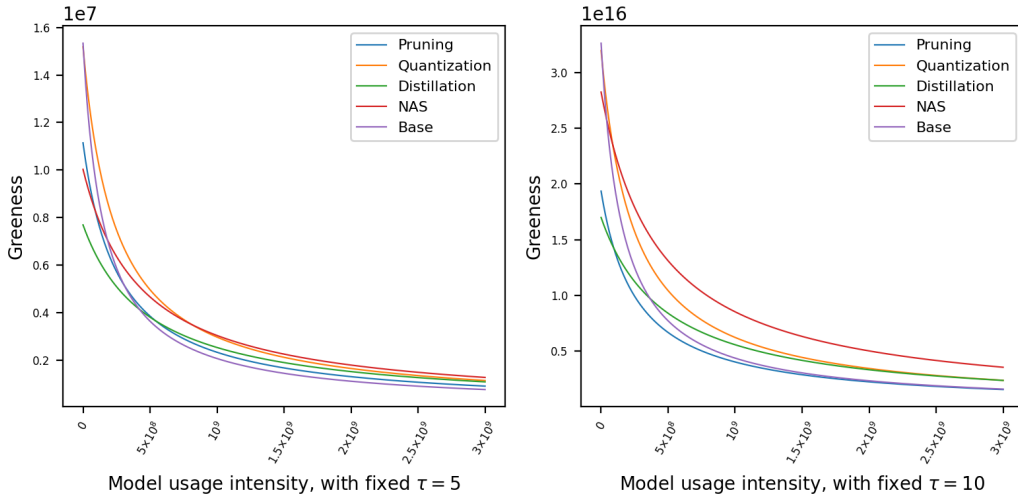


Figure 6: With several selected algorithms of similar base models, we evaluate the curve of **Greenness** as n increases in different τ value. Y-axis indicates greenness value, X-axis in indicates MUI with τ is set to 5 and 10.

B Implementation of GPU Tracer

We read the real-time GPU information during the operation of the algorithm through the interface of `nvidia-smi`. In the following we will provide an implementation of the GPU Tracer to exactly describe the functionality.

```

import re
import subprocess
import threading
import time
import xmltodict

class Tracer(threading.Thread):
    def __init__(self, gpu_num=(0,), sampling_rate=0.1):
        ...

    def run(self):
        while self._running:
            time.sleep(self.sampling_rate)
            self.counters += 1
            results = subprocess.check_output(["nvidia-smi", "-q", "-x",
                                             ""]).decode('utf-8')
            dict_results = xmltodict.parse(results)
            if dict_results['nvidia_smi_log']['attached_gpus'] == '1':
                single_gpu_info = dict_results['nvidia_smi_log']['gpu'
                                             ]
                # read information from 'single_gpu_info'
            else:
                # read information from multiple gpus.

class GPUTracer:
    all_modes = ['distillation', 'pruning', 'quantization', 'nas']
    is_enable = False

    def __init__(self, mode, gpu_num=(0,), sampling_rate=0.1, verbose=
                 False):
        ...

    def wraper(self, *args, **kwargs):
        tracer = Tracer(gpu_num=self.gpu_num, sampling_rate=self.
                        sampling_rate)

        start = torch.cuda.Event(enable_timing=True)
        end = torch.cuda.Event(enable_timing=True)
        start.record()
        tracer.start()
        results = self.func(*args, **kwargs)
        tracer.terminate()
        end.record()
        torch.cuda.synchronize()

        tracer.join()
        ###collect information###
        tracer.communicate()
        if self.verbose:
            print(.....)

```

Since we implemented this tracer using the decorator feature of Python, it is only necessary to add the corresponding code to the function or code snippet that needs to record, and then the GPU information is recorded at runtime. And in the following we provide the use case of GPU Tracer. We will open-source the code to public at [Carbon-Benchmark](#) (currently only available internally).

```

@GPUTracer(mode='distillation', verbose=True, sampling_rate=0.1)
def train_distill_epoch(...):
    """One epoch distillation"""
    # set modules as train()
    for module in module_list:
        module.train()
    # set teacher as eval()
    module_list[-1].eval()
    ...

actual_results, GPU_info = train_distill(...)
# The actual-results is the original returned value of
#                               train_distill_epoch
# The GPU_info is the recorded GPU information at runtime.

```

C Full Results of Greeness Benchmark

Our benchmark evaluated four types of efficient deep learning algorithms, including (1) distillation. (2) pruning. (3) quantization. (4) neural architecture search. Moreover, the benchmark also includes metrics of basic model training. In total, the benchmark contains 216 sets of experiments across the five types. Due to page limitations, we have temporarily placed the table in [full table](#), which will be updated later on a website with a more user-friendly way.