

CSDS: A Fine-Grained Chinese Dataset for Customer Service Dialogue Summarization

Haitao Lin^{1,2}, Liqun Ma^{1,2}, Junnan Zhu^{1,2}, Lu Xiang^{1,2},
Yu Zhou^{1,3*}, Jiajun Zhang^{1,2}, Chengqing Zong^{1,2}

¹ National Laboratory of Pattern Recognition, Institute of Automation, CAS, Beijing, China

² School of Artificial Intelligence, University of Chinese Academy of Sciences, Beijing, China

³ Fanyu AI Laboratory, Zhongke Fanyu Technology Co., Ltd, Beijing, China

{haitao.lin, junnan.zhu, lu.xiang, yzhou, jjzhang,
cqzong}@nlpr.ia.ac.cn, maliqun2020@ia.ac.cn

Abstract

Dialogue summarization has drawn much attention recently. Especially in the customer service domain, agents could use dialogue summaries to help boost their works by quickly knowing customer’s issues and service progress. These applications require summaries to contain the perspective of a single speaker and have a clear topic flow structure, while neither are available in existing datasets. Therefore, in this paper, we introduce a novel Chinese dataset for Customer Service Dialogue Summarization (CSDS). CSDS improves the abstractive summaries in two aspects: (1) In addition to the overall summary for the whole dialogue, role-oriented summaries are also provided to acquire different speakers’ viewpoints. (2) All the summaries sum up each topic separately, thus containing the topic-level structure of the dialogue. We define tasks in CSDS as generating the overall summary and different role-oriented summaries for a given dialogue. Next, we compare various summarization methods on CSDS, and experiment results show that existing methods are prone to generate redundant and incoherent summaries. Besides, the performance becomes much worse when analyzing the performance on role-oriented summaries and topic structures. We hope that this study could benchmark Chinese dialogue summarization and benefit further studies.

daily chatting, and customer service logs. These dialogues usually cost more time to read since they are longer and have more complicated structures. Thus, summarizing information from dialogue becomes essential in practical use.

Compared with news and documents, dialogues have two main unique features. First, dialogues have multiple speakers, and each of them has different viewpoints. In some cases, we only focus on the main viewpoint of one participant. A role-oriented summary will help achieve this goal. Second, a dialogue often has multiple topics, and each topic concerns a different issue. Since the summary expresses the primary information of the dialogue briefly and clearly, it should contain the topic flow of the dialogue by summing up each topic separately and be organized in a more structural format (Zou et al., 2021b). Specifically, both features are rather crucial for practical applications in the customer service domain: (1) The user-oriented summary could reflect the frequency of users’ issues, and the agent-oriented summary could help check the quality of agents’ services. (2) Topic-based structural summary could help an agent clearly acquire the user’s problems and previous service progress, figuring out the solved and unsolved problems. Besides, role-oriented and structural summaries are also valuable for other dialogue domains such as debating and court trials.

Although several dialogue summarization datasets have been proposed recently (McCowan et al., 2005; Gliwa et al., 2019; Zou et al., 2021a,b), none of them adds dialogue features (*i.e.*, different speakers’ roles or topic structure) in summaries, limiting the application of these datasets. Therefore, we aim to construct a fine-grained Chinese dataset for Customer Service domain Dialogue Summarization (CSDS).

To achieve this goal, we employ Question-Answer (QA) pairs as the annotation format since it is the basic granularity in a customer service di-

1 Introduction

Text summarization aims to compress a long input text and generate a condensed summary (Zong et al., 2021). It can help people capture the gist of a long document quickly. Traditional summarization tasks mainly focus on news reports (Nallapati et al., 2016; Narayan et al., 2018; Zhu et al., 2018). However, as the communication tools become convenient, enormous information is presented in a conversational format, such as meeting records,

*Corresponding author.

Dialogue	Fine-grained Annotation			
0 Q: 我的物流怎么没有进展呢? (Why is my shipping information not updating?) 1 A: 这边帮您查一下。(I'll check it for you.) 2 Q: 我购买的雨伞, 怎么没有更新进展呀? (Why hasn't the purchased umbrella been updated with the shipping information?) 3 A: 正在运输去上海松江分拨中心。(It is being transported to Shanghai Songjiang Distribution Center.) 4 A: 运输途中是不显示的。(The shipping information is not shown in transit.) 5 A: 等下午到上海[地址], 就能更新新信息。(New information will be updated when the goods arrive in Shanghai [address] in the afternoon.) 6 Q: 承诺今天到, 不知可否到呢?我明天早上出差用。(You promised to arrive today. Can you make it? I'm on a business trip tomorrow morning.) 7 A: 今天到的。(It will arrive today.) 8 Q: 谢谢。(Thanks.) 9 A: 请问还有其他问题要查询吗? (Do you have any other questions to inquire?) 10 A: 好的, 不客气。(Okay, you're welcome.) 11 Q: 没有了。(There are no questions.)	User identity: 顾客 / Customer			
	Topics	Questions	Answers	Well-formed answers
物流全程跟踪 (delivery tracking)	用户询问为何物流信息没有更新。(0, 2) (The customer asks why shipping information is not updating.)	客服回应由于货物在运输中, 因此物流信息不会更新。(3, 4) (The agent replies because the goods are in transit, the shipping information is not shown.)	(Same as the answer)	
物流周期 (delivery time)	用户询问货物能否今天到达。(6) (The customer asks if the goods will arrive today.)	客服表示会的。(7) (The agent says it will.)	客服表示货物今天会送达的。(6, 7) (The agent says the goods will be delivered today.)	
(b)				
Overall summary: 用户询问为何物流信息没有更新。客服回应由于货物在运输中, 因此物流信息不会更新。(The customer asks why shipping information is not updating. The agent replies because the goods are in transit, the shipping information is not shown.) 用户询问货物能否今天到达。客服表示会的。(The customer asks if the goods will arrive today. The agent says it will.)				
User summary: 用户询问为何物流信息没有更新。(The customer asks why shipping information is not updating.) 用户询问货物能否今天到达。(The customer asks if the goods will arrive today.)				
Agent summary: 客服回应由于货物在运输中, 因此物流信息不会更新。(The agent replies because the goods are in transit, the shipping information is not shown.) 客服表示货物今天会送达的。(The agent says the goods will be delivered today.)				
(c)				

Figure 1: An annotation example for CSDS dataset. The annotation contents in black and blue represent summaries of different topics. We translate all Chinese texts into English for illustration. Red numbers are key utterance indexes, and bold texts represent key information.

dialogue. We ask annotators to divide the dialogue into segments based on the topic and summarize each segment into a QA pair. Each pair consists of a user’s question summary and an agent’s answer summary. Next, we modify these QA pairs and recombine them into three types of summaries, *i.e.*, the overall summary for the whole dialogue, the user summary for user’s viewpoints, and the agent summary for agent’s viewpoints. Besides, we also annotate key utterances in the dialogue that provide critical information for summaries. These utterances could be considered as extractive summaries. An annotation example is shown in Figure 1. Benefiting from the annotation, our labeled summaries are **role-oriented** (containing different speakers’ main viewpoints) and **topic-based structural** (summarizing different topics separately).

In all, we obtain more than 10,000 fine-grained dialogue annotations and more than 30,000 dialogue-summary pairs in three types. Next, we provide benchmark methods, including both extractive and abstractive methods, for CSDS. Comparing the automatic and human evaluation results, we find that existing methods are prone to make mistakes, including: (1) The questions and answers are often mismatched in the overall summary. (2) Generated summaries usually contain unnecessary and

repeated texts. Meanwhile, there are some unique challenges in CSDS: (1) Some essential information in the agent summary is usually missing when it needs to integrate messages from users’ utterances. (2) Existing methods could not summarize separate topics correctly, especially when the number of topics increases in the dialogue. We also provide a specific evaluation metric based on QA pair matching for comparison and analysis. Additionally, we observe that most abstractive methods can boost their performance by using our annotated key utterance indexes, which can guide the further study of dialogue summarization methods.

The contributions of this paper are two-fold: (1) To the best of our knowledge, we are the first to construct a dialogue summarization dataset focusing on dialogue features. Each dialogue has summaries for different roles, and each summary sums up different topics separately¹. (2) We elaborately compare and analyze the results of different summarization methods on our tasks. We conclude critical difficulties of tasks in CSDS and helpful information for boosting the performance of existing methods. We hope that our work could benchmark Chinese dialogue summarization and promote the

¹We make the dataset and related code available on <https://github.com/xiaolinAndy/CSDS>.

development of this area.

2 Related Work

Most of the widely-used summarization datasets belong to document summarization. Early datasets are provided by some evaluation tasks, such as DUC (Dang, 2005) and TAC (Dang and Owczarzak, 2008). Recently, there exist various types of document summarization datasets such as news reports (Nallapati et al., 2016; Narayan et al., 2018), wiki passages (Liu et al., 2018), and scientific papers (Kang et al., 2018).

Different from document summarization, dialogue summarization aims to summarize a conversation into a narrative text. McCowan et al. (2005); Janin et al. (2003) provide two datasets for dialogue summarization at the earliest, and the task of their data is to summarize a meeting transcript into a few short sentences. Zhong et al. (2021) incorporate them and propose a query-based summarization task. Gliwa et al. (2019) propose an English daily conversation summarization dataset on fictitious dialogues, providing a new daily chatting scenario. Other datasets provided by Rameshkumar and Bailey (2020), Duan et al. (2019) and Zhu et al. (2021) also show the potential of dialogue summarization in other scenarios. As for Chinese dialogue summarization datasets, Song et al. (2020) construct a medical dialogue summarization dataset, where most of the summaries are extractive and relatively easy to generate. Almost all the above datasets only provide an overall summary for each dialogue without further annotations.

In the customer service domain, Zou et al. (2021b) provide a related dialogue summarization dataset, which is the most similar to our work. However, their dataset only contains an overall summary from the agent’s perspective for each dialogue. Besides, their publicly available data are difficult to analyze since all the sentences are given by word indexes. On the contrary, our dataset is readable and has more fine-grained annotations such as role-oriented summaries and topic-based structural summaries, both valuable and convenient for further research in this area.

3 Dataset Construction

3.1 Data Collection

We built our dataset based on JDDC (Chen et al., 2020). JDDC is a large-scale multi-turn Chinese dialogue dataset containing conversations about

pre-sales and after-sales topics between users and agents in a real-world e-commerce scenario.

First, we selected some dialogues in JDDC which satisfy the following requirements. (1) We tend to select dialogues with long turns to ensure sufficient information and difficulty for summarization. (2) Topics are various and evenly distributed. This requirement is achieved by controlling the distribution of query intents among the selected dialogues. (3) All dialogues should be semantically complete (not truncated from a long conversation). More details are given in Appendix A.

Next, we annotated our CSDS data based on these dialogues. Note that all private information in the CSDS has been anonymized, consistent with JDDC. More details are given in the Ethical Considerations Section.

3.2 Fine-grained Annotation Format

For each dialogue, our annotation contains three components, *i.e.*, user identity, question-answer (QA) pairs, and key utterance indexes.

User identity As shown in Figure 1 (a), speakers in each dialogue are represented as Q and A . A stands for the customer service agent, while Q has three different identities (customer, seller, and deliveryman). Besides, the user identity is unique for every single dialogue. Thus, we annotated the identity based on the dialogue and replace Q with it in the dialogue. This process keeps the expression consistent in the dialogue and the summary.

QA pairs First, we would like to find out a universal format for the customer service dialogue summary. Thus we took a pilot experiment by letting three well-educated annotators summarize the same 50 dialogues. We limited the summary to be less than 100 words and counted the formats of their summaries. We give the result in appendix B. The statistics reveal that most annotated summaries consist of several segments. Each segment focuses on a single topic in a QA pair format (The user raises a problem, and the agent gives a solution).

Based on the result of the pilot experiment, we believe that the QA pair is an appropriate format for dialogue summarization. To obtain a dialogue summary, we divided each dialogue into several segments according to different discussion topics and summarized the content of each topic independently into a QA pair. We present an example in Figure 1 (b). Note that the “question” and “answer” are not the same as defined for dialogue acts

(Bunt et al., 2012), but at a more abstractive level. The “question” summarizes the problem or question raised by the user, while the “answer” summarizes the problem-solving process provided by the agent, thus also including questions raised by agents. Besides, each QA pair was annotated with a topic label according to the intent classes of dialogue utterances provided in JDDC dataset. We describe more details in appendix C.

In addition to summaries, this form of annotations can be extended to construct pseudo-QA pairs from dialogue for training models of downstream tasks, such as QA systems.

Key utterance indexes Key utterances are dialogue utterances that provide critical information for summaries. We asked the annotators to annotate the indexes of key utterances that reflect the important information in the dialogue. These annotations could be regarded as extractive summaries labels. An example is shown in Figure 1 (b) with red font.

3.3 Summary Format

Based on the annotations above, we could obtain three different summaries for each dialogue, including an overall summary and two role-oriented summaries (user summary and agent summary). We give an example in Figure 1 (c).

Overall summary The overall summary condenses the main information of the whole dialogue. We concatenated annotated QA pairs in sequence to obtain the overall summary. Each QA pair represents the summary for a single topic in the dialogue, and the order reflects the topic flow.

User summary The user summary only focuses on the user’s main viewpoints and often includes the user’s problems, questions, and explanations. Benefiting from the QA pair annotation, we only need to concatenate all the question parts in QA pairs and considered it as the user summary.

Agent summary The agent summary only focuses on the agent’s responses, consisting of solutions to problems, answers to questions, and inquiries from the agent. However, different from questions, the agent’s answers in the QA pair might have ellipsis, e.g., “Yes” or “I will”. These answers are only meaningful and readable with their related questions. An example is given in Figure 1 (b). The answer “The agent says it will” is incomplete without the corresponding question. Thus

we elaborately completed these answers by adding necessary contexts to ensure that they can be well understood alone. Finally, we concatenated these well-formed answers to obtain the agent summary.

3.4 Human Annotation Process

We hired 44 undergraduate students to annotate the dialogues mentioned above. Each annotator first labeled the user identity in the dialogue. Next, the annotator summarized QA pairs and annotated key utterance indexes. We demanded that questions in QA pairs be refined from users’ core questions in an objective form, and answers contain the process of solving related questions and the final results. Any trivial information, like greeting or appreciation, should be omitted in QA pairs.

Lastly, we followed the process in Section 3.3 to obtain three types of summaries from the annotated data. For agent summaries, we filtered out answers difficult to be understood without their related questions. As explained in 3.3, we asked four annotators to complete these answers into well-formed ones and obtained agent summaries by concatenating them. More details are in Appendix D. We present an example of the whole annotation process and the acquired summaries in Figure 1.

3.5 Quality Control

To ensure that each annotator can finish the task with high quality, we set up a pre-annotation test. We first let the annotators read our instructions thoroughly and asked them to annotate five test samples. Two expert examiners on this task checked whether the annotation satisfied the following four criteria: (1) The extracted QA pairs contain all core information in the dialogue. (2) There is no redundant information appearing in QA pairs. (3) All the QA pairs are fluent and easy to understand. (4) The key utterance indexes and user identity are labeled correctly. The annotators that met all the criteria could continue to label the formal data. After labeling the formal data, two examiners sampled 10% of the annotators’ data and checked them carefully. If the acceptability ratio was lower than 90%, the corresponding annotators were asked to revise their annotation. The loop ended until the acceptability ratio reached 90%.

Since summarization is a relatively subjective task, it is impossible to control different annotators generating the same summaries. We control the consistency of annotated summaries by employing a more objective examination process as men-

Dataset	Lang.	# Dialogues	Dialogue Source	Role Sum.	Sum. Type	Readability	Topic Structure
AMI	EN	97 / 20 / 20	meeting record	No	Abs.	Yes	No
SAMSum	EN	14,732 / 818 / 819	fictitious chat	No	Abs.	Yes	No
CRD3	EN	26,232 / 3,470 / 4,541	role-playing game transcripts	No	Abs.	Yes	No
(Song et al., 2020)	ZH	35,987 / 8,996	online medical conversation	Yes	Ext.	Yes	No
(Zou et al., 2021b)	ZH	17,189 / 820 / 851	real-world customer service	No	Abs.	No	No
PLD	EN	4,500 / 977	court debate records	No	Ext.	No	No
CSDS	ZH	9,101 / 800 / 800	real-world customer service	Yes	Abs. & Ext.	Yes	Yes

Table 1: The comparison of different dialogue summarization datasets. *#Dialogues* represents the size of train/validation/test set for each dataset. *Readability* represents whether the contents in the dataset are readable. *Topic Structure* represents whether the dialogue summary summarizes each topic in the dialogue separately.

	# Dial.	Dial. Length	# Turns	# QA Pairs
Train	9,101	401.08	26.00	1.98
Dev.	800	396.34	25.90	1.99
Test	800	387.10	25.11	1.90

	Sum. Length (Min/Avg/Max)	Compression Ratio (Min/Avg/Max)
Overall Sum.	11/83.21/475	0.012/0.220/0.875
User Sum.	5/37.28/239	0.006/0.099/0.489
Agent Sum.	7/48.08/266	0.006/0.127/0.608

Table 2: Some statistical information of CSDS. *Dial. Length* and *Sum. Length* represent the number of characters in dialogues and summaries. *Compression Ratio* is calculated as $Sum. Length / Dial. Length$.

tioned above. To ensure the reliability of the above four criteria, we did the inter-annotator agreement study between examiners. Two examiners evaluated the quality of the same 100 samples by judging whether each annotation meets the four criteria. The kappa scores on the four rules were 0.51, 0.61, 0.55, 0.65. Since the evaluation of NLG tasks is a more challenging task and the inter-rater agreement cannot be very high (Amidei et al., 2018). These reasonable inter-annotator agreements show the reasonability of our quality control criteria and the credibility of the annotated summaries for further research.

3.6 Dataset Statistics and Comparison

We compare our dataset with other dialogue summarization datasets in Table 1 and some statistics of CSDS is shown in Table 2. We summarize the advantages of CSDS in the following three aspects:

Multiple Roles’ Perspectives Since CSDS have summaries for different roles, they can reflect the main viewpoints of the dialogue through different

perspectives. It also raises a question on how to express the main point of one speaker while maintaining complete semantic information.

Topic Structure Our summaries are split by different topics, thus maintaining the topic flow in the dialogue. This kind of format could reflect the dialogue content more clearly and straightforwardly. Meanwhile, we could also evaluate the summary quality in a topic-level granularity.

Key Utterance Annotation CSDS annotates the key utterance indexes in each dialogue and maps them with the related summaries. They could be used as extractive summary references and additional training signals to help boost summarization performance.

4 Task and Experiment Setup

4.1 Task Definition

The input of the task is a dialogue with multiple turns. Each utterance is labeled with its speaker role (*e.g.*, user or agent) and the specific user identity (*e.g.*, customer or seller). The task is to generate three different kinds of summaries as explained in Section 3.3, including the overall summary, user summary, and agent summary. Each summary should consist of several segments, and each segment represents the summary for a topic in the dialogue. Besides, models could use the annotated key utterance indexes as additional supervised signals during the training process.

However, existing methods for dialogue summarization are not specified for role-oriented summaries or guaranteed to generate a topic-based structural summary, which are the specific features

in CSDS. Thus, we want to figure out what performance existing methods could reach by training to generate different kinds of summaries separately and relax the structural requirements².

4.2 Summarization Models

In this section, we will introduce some widely-used extractive and abstractive summarization models on dialogue summarization. We also enhance some of the models using our special annotations. The extractive methods include:

LONGEST: As the longer utterances in the dialogue may contain more useful information, we sort the utterances by their lengths and extract the top k longest utterances as the summary. Number k is decided by the maximum summary length limit.

LexPageRank (Erkan and Radev, 2004): This method ranks dialogue utterances by PageRank algorithm and extracts utterances in order until the length of the summary reaches the limit.

SummaRuNNer (Nallapati et al., 2017): A supervised extractive summarization method by scoring each utterance using RNN. Here, we use the key utterance indexes as extractive labels.

BERTExt (Liu and Lapata, 2019): This method scores each utterance in dialogue by finetuning on the pretrained BERT (Devlin et al., 2019) model. Extractive labels are the same as SummaRuNNer.

We also implement some abstractive methods:

PGN (See et al., 2017): An RNN-based seq2seq model using source word copy mechanism and attention coverage mechanism.

Fast-RL (Chen and Bansal, 2018): This method first extracts important sentences and then compresses them into summaries. The whole model is at last jointly trained by reinforcement learning.

BERTAbs (Liu and Lapata, 2019): It uses pretrained BERT as the encoder and a transformer-based network as the decoder to summarize.

TDS+SATM (Zou et al., 2021b): It is similar to Fast-RL but uses BERT and transformer structure as the extractive model and abstractive model. Besides, it also introduces a topic model to enhance summary generation.

For all abstractive methods containing the extractive process, such as Fast-RL and TDS+SATM, we also use the annotated **key utterance indexes**

²We do not give these methods any topic information in both training and test phase. However, this information may help different methods generate summaries with higher quality. We will leave it to future work.

as supervised signals only in the training process. We name them as **Fast-RL*** and **TDS+SATM***.

Besides, all extractive methods are restricted to generate summaries less than a limited length, which is 84 for the overall summary, 38 for the user summary, and 49 for the agent summary. They are set according to the average length of reference summaries. More experimental settings are given in Appendix E.

4.3 Evaluation Metrics

We employ five widely used automatic metrics to evaluate the above methods. The automatic metrics³ include:

ROUGE-based methods (Lin and Hovy, 2002): Widely used metrics by measuring the overlap of n -grams between two texts. Here we choose **ROUGE-2** and **ROUGE-L** for comparison.

BLEU (Papineni et al., 2002): Another n -gram overlap metric by considering up to 4-grams.

BERTScore (Zhang et al., 2020): It measures the word overlap between two texts according to contextual BERT embeddings.

MoverScore (Zhao et al., 2019): It measures the semantic distance between two texts according to pretrained embeddings. Here we use BERT embedding as well.

As for human evaluation metrics, we try to evaluate the quality of summaries at a fine-grained topic level. First, we split the ground truth summaries and the summaries generated by models into different topic segments⁴. Then we evaluate the summary quality for each segment in the following three aspects: informativeness, non-redundancy, fluency⁵. These three aspects are frequently used in the summarization community (Zhu et al., 2019; Fabbri et al., 2021), and we also refer to some researches on NLG evaluation (Howcroft et al., 2020; Belz et al., 2020). Each aspect is scored on a three-point scale, 0 for the worst, 1 for the medium, and 2 for the best. Three aspects are defined as:

Informativeness: How much key information of the ground truth summary does the generated summary correctly cover?

³We use the F1 score variant of all the metrics if multiple variants exist.

⁴The ground truth summary is split according to the QA pair annotations, and the generated summary is split by humans.

⁵We found that this kind of evaluation is more objective to reflect the quality of summaries since evaluating a summary for a single topic is easier to achieve agreements.

Methods	ROUGE-2	ROUGE-L	BLEU	BERTScore	MoverScore
LONGEST	15.52/20.26/13.84	22.18/30.53/21.63	11.19/13.14/9.94	63.61/67.92/62.89	12.38/16.46/10.71
LexPageRank	19.43/19.29/16.56	26.86/30.59/25.92	13.48/14.14/12.65	66.60/67.23/65.27	15.01/13.94/12.26
SummaRunner	27.99/26.46/25.26	37.91/40.16/36.36	21.60/19.35/20.69	71.77/72.16/70.94	24.10/22.16/20.41
BERTExt	27.51/21.58/23.05	32.99/32.59/29.48	21.59/14.91/17.39	71.24/68.01/67.59	22.69/16.06/14.59
PGN	39.19/37.05/35.19	47.94/48.57/45.11	32.31/29.64/28.29	78.40/78.67/76.15	28.58/26.65/25.17
Fast-RL	41.39/40.43/37.59	47.07/51.49/46.30	33.04/33.39/30.44	79.57/80.29/77.72	29.78/28.55/27.18
Fast-RL*	41.24/ 41.68 /37.38	47.27/ 52.83 /45.55	32.94/ 33.53 /30.11	79.76/81.06 /77.52	30.12/29.95 /26.89
BERTAbs	37.03/35.15/33.20	45.30/46.22/42.89	24.59/27.76/24.73	78.45/78.76/76.35	27.00/24.20/23.67
TDS+SATM	33.19/34.29/32.76	42.43/47.19/43.62	20.24/22.44/23.51	76.84/78.25/76.07	24.29/24.95/24.09
TDS+SATM*	35.33/34.91/30.56	44.38/47.94/41.89	24.68/22.94/20.94	77.79/78.60/75.19	26.16/25.04/22.56

Table 3: The automatic metric results for overall summary and role-oriented summaries, each block has three values, representing overall summary/user summary/agent summary from left to right.

Non-redundancy: Does the generated summary contain repeated, meaningless or unnecessary information?

Fluency: Is the generated summary formal, well-formed, grammatically correct?

In addition to the above three aspects, we propose a new metric named **Matching Rate**. It represents the matching rate of questions and answers in the overall summaries. Moreover, it can reflect the semantic coherency of summaries since unmatched QA pairs can lead to huge incoherence between sentences.

5 Experimental Results

5.1 Automatic Evaluation Results

First, we present automatic evaluation metric results of different models in Table 3. In general, we observe that abstractive methods perform better than extractive methods with a large margin. Among extractive methods, SummaRunner achieves the best results, indicating the effectiveness of supervised utterance index labels. As for abstractive methods, Fast-RL and Fast-RL* perform best on almost all metrics except for ROUGE-L of the overall summary, where the PGN method obtains a better result. Transformer-based methods perform worse mainly because of relatively small data size (Joshi et al., 2020). It is worth noticing that enhanced methods (Fast-RL*, TDS+SATM*) are usually better than their original version on the overall summary and the user summary. This highlights the effect of the key utterance indexes even just used as supervised signals, as it can reflect which utterance is more critical for summarization.

By comparing with the same model in different tasks, we find that the agent summary scores are much lower than the overall summary and user summary in most metrics. It demonstrates that generating agent summaries is more difficult than

the other two types of summaries since it needs to focus on what the agent says and incorporate some necessary information from the user.

5.2 Human Evaluation Results

Next, we choose the outputs of some summarization methods and let humans evaluate them in the metrics we defined in Section 4.3. We choose four relatively well-performed methods and randomly sample 50 dialogues from the test set. We recruit three well-educated volunteers to evaluate the three different types of summaries generated from four methods. We also run the inter-annotator agreement study on three volunteers’ scores, and the kappa score is 0.52 on average. The result is shown in Table 4.

Obviously, all methods perform poorly on non-redundancy, where most of the scores are lower than one. Besides, they also achieve low informativeness scores. These results prove that although some methods can reach high automatic metric scores, the generated summaries still contain much useless information and miss some essential content. Moreover, we find that nearly 30 percent of overall summaries have unmatched questions and answers through the matching rate. It demonstrates that these methods could not guarantee to generate a semantically coherent summary.

6 Dataset Difficulties

In this section, we want to analyze the difficulties of CSDS further. According to the fine-grained features in CSDS and the challenges mentioned in Section 3.6, we raise the following two questions. (1) Compared with the overall summary, what are the difficulties for the role-oriented summary? (2) Could existing methods generate summaries with the correct topic structure?

Methods	Informativeness	Non-redundancy	Fluency	Matching Rate
PGN	1.18/1.08/1.20	0.91/0.93/ 1.01	1.41/1.47/1.64	0.73
Fast-RL	1.27/1.16/1.25	0.94/ 1.11 /0.93	1.49/ 1.58/1.69	0.57
BERTAbs	0.73/0.72/0.74	1.01 /0.77/0.99	1.57 /1.50/1.58	0.62
TDS+SATM*	0.90/0.78/0.79	0.99/1.03/0.95	1.37/1.46/1.66	0.57

Table 4: The human evaluation results for the overall summary and role-oriented summary, each block has three values and represents the same as in Table 3. For the first three metrics, 0 stands for the worst and 2 for the best. Matching Rate ranges from 0 to 1 and is only available for the overall summary.

Methods	Summ.	ROUGE-L	BERTScore
		Type A/B	Type A/B
PGN	overall	54.69 /52.95	80.23 /78.82
	agent	49.77/ 56.46	76.74/ 78.23
Fast-RL	overall	56.00 /52.79	81.97 /79.90
	agent	48.92/ 54.38	77.62/ 78.65
TDS+SATM*	overall	42.94/ 43.66	77.71 /77.15
	agent	34.87/ 43.46	72.65/ 74.73

Table 5: The performance of some methods on different types of samples. Type A stands for agent summaries that need to be integrated, and Type B stands for those that do not. Note that all the metrics here are recall scores.

Integrating messages from other roles for the role-oriented summary is difficult. Compared with the overall summary, the role-oriented summary focuses on a single role’s utterances. It needs to integrate messages from other roles to make the summary understandable, especially for agent summary. To analyze whether existing methods could learn to integrate different roles’ information for agent summary, we compare the summary quality of samples which need to be integrated and those that do not need separately. Note that in Section 3.3, we complete some agent summaries to make them well-understood without contexts. Thus, these **completed summaries** are considered as requiring information integration and others as not requiring integration.

As shown in Table 5, all three models obtain much lower ROUGE scores⁶ on agent summary for samples that need to integrate than other samples, indicating the insufficient ability to provide a semantically intact agent summary. However, the overall summary results do not show the same trend, proving that this gap is only caused by agent summaries. More specific models, such as jointly learning to generate different types of summaries, need to be studied for this task.

⁶We also conduct other metrics on this experiment, and they show similar results with ROUGE scores. More details are given in Appendix F.

Methods	Precision	Recall	F1
PGN	0.188	0.210	0.199
Fast-RL	0.146	0.221	0.176
TDS+SATM*	0.174	0.130	0.149

Table 6: The ratio of correctly summarized QA pair for some baseline methods.

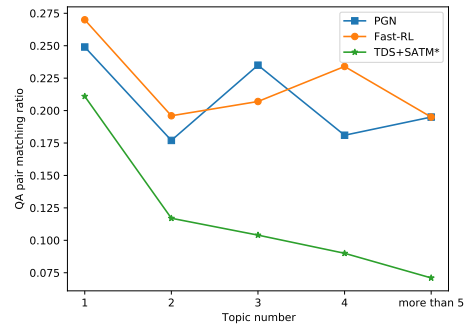


Figure 2: The relationship between the recall score of QA pair matching ratio and the number of QA pairs in the reference summary, which is also the topic number.

Generating summaries with the correct topic structure is difficult. Traditional summarization models treat the dialogue as a whole and do not specifically consider the structure of generated summaries. Thus we wonder whether these methods could generate summaries with correct topic structure as references. We analyze the overall summary results and consider each QA pair in the summary as a whole, judging whether each QA pair is contained by the results of different models.

We provide a ROUGE-L-based greedy match algorithm to calculate the number of correct QA pairs (More details are given in Appendix G). We calculate the precision, recall, and F1 scores of correctly matched QA pair ratio and present them in Table 6. The result shows that the best model can only match around 20% of QA pairs in the summary. Besides, more than 80% of redundant QA pairs exist in the generated summary since the best precision score is only 0.19. Both show the poor ability of existing methods to separate

and summarize QA pairs, which is not shown by calculating the ROUGE score in general.

We also analyze how the QA pair matching ratio changes with the number of QA pairs in the reference summary and present it in Figure 2. The similar trends for three different methods indicate that it is harder to separate QA pairs for different topics when the number of QA pairs increases in reference summaries. Therefore, how to summarize dialogues with the correct topic structure needs further study. Besides, our evaluation algorithm can also be used as a standard metric to compare the performance of different methods on CSDS.

At last, we present some examples of mistakes made by existing methods on CSDS in appendix H. From these cases, we conclude that more elaborate methods are needed for dialogue summarization.

7 Conclusion

In this paper, we introduce a novel customer service dialogue summarization dataset named CSDS. This dataset is fine-grained in two folds. Summaries for different roles are provided, and summaries contain topic structure information, which could help promote research and applications in this area. We also do elaborate experiments on CSDS and draw some instructive conclusions on method performance and dataset difficulties. In the future, we hope that we can propose new models for CSDS to summarize different roles or summarize the content for a specific topic. More suitable automatic evaluation metrics, especially for comparing the topic structure in the summary, are also worth studying.

Acknowledgements

First, We thank anonymous reviewers for helpful suggestions. Second, we thank all the annotators and volunteers for constructing the dataset and making the human evaluation. This work was supported by the National Key R&D Program of China under Grant No. 2020AAA0108600.

Ethical Considerations

Privacy and Licensing Issues

CSDS is a dataset constructed from JDDC dataset (Chen et al., 2020). As mentioned in their paper, they anonymized private information in the dataset, such as replacing all numbers with a special token <NUM> and all order IDs with <ORDER-ID>. Meanwhile, no personal information of customers

and agents in JDDC is released. Our annotations are merely based on the information in JDDC. Thus there is no private information in CSDS as well.

Annotator Information and Compensation

We estimated that a skillful annotator needs 3 to 5 minutes to finish an annotation for each dialogue. Therefore, we paid annotators 2 yuan (\$0.3) for each dialogue. We also paid the same bonus for the pilot experiment. The compensation for completing agent summaries and summary evaluation is 1 yuan (\$0.15) per dialogue since they are easier than writing summaries. We added the compensation rules into the recruitment document, and all the annotators accepted it as a reasonable standard before they agreed to annotate data.

We also present some demographic information about the annotators in Table 7. Note that although the annotators come from different regions in China, we ensured that they are proficient in mandarin and demanded they write summaries in mandarin. Thus the dialect has less influence on the summary quality.

Demographic Information	Value
Amount	44
Gender (Male / Female)	20 / 24
Age	[18, 25]
Native Language	All Chinese
Education Background	Undergraduate or graduate

Table 7: The demographic information of annotators.

Dataset Characteristics and Generalizability

CSDS is a dialogue summarization dataset used to summarize a customer service dialogue. We describe the details of our data filtering process in Appendix A. The demographic information about users and agents in the dialogue is unavailable. To ensure the generalizability of our dataset, we did an IAA study as mentioned in 3.5. The moderate agreements prove that our annotated summaries are reliable and have good generalizability.

References

- Jacopo Amidei, Paul Piwek, and Alistair Willis. 2018. [Rethinking the agreement in human evaluation tasks](#). In *Proceedings of the 27th International Conference on Computational Linguistics*, pages 3318–3329, Santa Fe, New Mexico, USA. Association for Computational Linguistics.
- Anya Belz, Simon Mille, and David M. Howcroft. 2020. [Disentangling the properties of human eval-](#)

- uation methods: A classification system to support comparability, meta-evaluation and reproducibility testing. In *Proceedings of the 13th International Conference on Natural Language Generation*, pages 183–194, Dublin, Ireland. Association for Computational Linguistics.
- Harry Bunt, Jan Alexandersson, Jae-Woong Choe, Alex Chengyu Fang, Koiti Hasida, Volha Petukhova, Andrei Popescu-Belis, and David Traum. 2012. **ISO 24617-2: A semantically-based standard for dialogue annotation**. In *Proceedings of the Eighth International Conference on Language Resources and Evaluation (LREC'12)*, pages 430–437, Istanbul, Turkey. European Language Resources Association (ELRA).
- Meng Chen, Ruixue Liu, Lei Shen, Shaozu Yuan, Jingyan Zhou, Youzheng Wu, Xiaodong He, and Bowen Zhou. 2020. **The JDDC corpus: A large-scale multi-turn Chinese dialogue dataset for E-commerce customer service**. In *Proceedings of the 12th Language Resources and Evaluation Conference*, pages 459–466, Marseille, France. European Language Resources Association.
- Yen-Chun Chen and Mohit Bansal. 2018. **Fast abstractive summarization with reinforce-selected sentence rewriting**. In *Proceedings of the 56th Annual Meeting of the Association for Computational Linguistics (Volume 1: Long Papers)*, pages 675–686, Melbourne, Australia. Association for Computational Linguistics.
- Hoa Trang Dang. 2005. Overview of duc 2005. In *Proceedings of the document understanding conference*, volume 2005, pages 1–12.
- Hoa Trang Dang and Karolina Owczarzak. 2008. Overview of the tac 2008 update summarization task. In *TAC*.
- Jacob Devlin, Ming-Wei Chang, Kenton Lee, and Kristina Toutanova. 2019. **BERT: Pre-training of deep bidirectional transformers for language understanding**. In *Proceedings of the 2019 Conference of the North American Chapter of the Association for Computational Linguistics: Human Language Technologies, Volume 1 (Long and Short Papers)*, pages 4171–4186, Minneapolis, Minnesota. Association for Computational Linguistics.
- Xinyu Duan, Yating Zhang, Lin Yuan, Xin Zhou, Xiaozhong Liu, Tianyi Wang, Ruocheng Wang, Qiong Zhang, Changlong Sun, and Fei Wu. 2019. **Legal summarization for multi-role debate dialogue via controversy focus mining and multi-task learning**. In *Proceedings of the 28th ACM International Conference on Information and Knowledge Management, CIKM 2019, Beijing, China, November 3-7, 2019*, pages 1361–1370. ACM.
- Güneş Erkan and Dragomir R. Radev. 2004. **LexPageRank: Prestige in multi-document text summarization**. In *Proceedings of the 2004 Conference on Empirical Methods in Natural Language Processing*, pages 365–371, Barcelona, Spain. Association for Computational Linguistics.
- Alexander R. Fabbri, Wojciech Kryściński, Bryan McCann, Caiming Xiong, Richard Socher, and Dragomir Radev. 2021. **SummEval: Re-evaluating Summarization Evaluation**. *Transactions of the Association for Computational Linguistics*, 9:391–409.
- Bogdan Gliwa, Iwona Mochol, Maciej Biesek, and Aleksander Wawer. 2019. **SAMSum corpus: A human-annotated dialogue dataset for abstractive summarization**. In *Proceedings of the 2nd Workshop on New Frontiers in Summarization*, pages 70–79, Hong Kong, China. Association for Computational Linguistics.
- David M. Howcroft, Anya Belz, Miruna-Adriana Clinciu, Dimitra Gkatzia, Sadid A. Hasan, Saad Mahamood, Simon Mille, Emiel van Miltenburg, Sashank Santhanam, and Verena Rieser. 2020. **Twenty years of confusion in human evaluation: NLG needs evaluation sheets and standardised definitions**. In *Proceedings of the 13th International Conference on Natural Language Generation*, pages 169–182, Dublin, Ireland. Association for Computational Linguistics.
- Adam Janin, Don Baron, Jane Edwards, Dan Ellis, David Gelbart, Nelson Morgan, Barbara Peskin, Thilo Pfau, Elizabeth Shriberg, Andreas Stolcke, et al. 2003. The icsi meeting corpus. In *2003 IEEE International Conference on Acoustics, Speech, and Signal Processing, 2003. Proceedings.(ICASSP'03).*, volume 1, pages I–I. IEEE.
- Anirudh Joshi, Namit Katariya, Xavier Amatriain, and Anitha Kannan. 2020. **Dr. summarize: Global summarization of medical dialogue by exploiting local structures**. In *Findings of the Association for Computational Linguistics: EMNLP 2020*, pages 3755–3763, Online. Association for Computational Linguistics.
- Dongyeop Kang, Waleed Ammar, Bhavana Dalvi, Madeleine van Zuylen, Sebastian Kohlmeier, Eduard Hovy, and Roy Schwartz. 2018. **A dataset of peer reviews (PeerRead): Collection, insights and NLP applications**. In *Proceedings of the 2018 Conference of the North American Chapter of the Association for Computational Linguistics: Human Language Technologies, Volume 1 (Long Papers)*, pages 1647–1661, New Orleans, Louisiana. Association for Computational Linguistics.
- Chin-Yew Lin and Eduard Hovy. 2002. **Manual and automatic evaluation of summaries**. In *Proceedings of the ACL-02 Workshop on Automatic Summarization*, pages 45–51, Philadelphia, Pennsylvania, USA. Association for Computational Linguistics.
- Peter J. Liu, Mohammad Saleh, Etienne Pot, Ben Goodrich, Ryan Sepassi, Lukasz Kaiser, and Noam Shazeer. 2018. **Generating wikipedia by summarizing long sequences**. In *6th International Conference*

- on Learning Representations, ICLR 2018, Vancouver, BC, Canada, April 30 - May 3, 2018, Conference Track Proceedings. OpenReview.net.
- Yang Liu and Mirella Lapata. 2019. [Text summarization with pretrained encoders](#). In *Proceedings of the 2019 Conference on Empirical Methods in Natural Language Processing and the 9th International Joint Conference on Natural Language Processing (EMNLP-IJCNLP)*, pages 3730–3740, Hong Kong, China. Association for Computational Linguistics.
- I McCowan, J Carletta, W Kraaij, S Ashby, S Bourban, M Flynn, M Guillemot, T Hain, J Kadlec, V Karaiskos, et al. 2005. The ami meeting corpus. In *Proceedings of Measuring Behavior 2005, 5th International Conference on Methods and Techniques in Behavioral Research*, pages 137–140. Noldus Information Technology.
- Ramesh Nallapati, Feifei Zhai, and Bowen Zhou. 2017. [Summarunner: A recurrent neural network based sequence model for extractive summarization of documents](#). In *Proceedings of the Thirty-First AAAI Conference on Artificial Intelligence, February 4-9, 2017, San Francisco, California, USA*, pages 3075–3081. AAAI Press.
- Ramesh Nallapati, Bowen Zhou, Cicero dos Santos, Çağlar Gülçehre, and Bing Xiang. 2016. [Abstractive text summarization using sequence-to-sequence RNNs and beyond](#). In *Proceedings of The 20th SIGNLL Conference on Computational Natural Language Learning*, pages 280–290, Berlin, Germany. Association for Computational Linguistics.
- Shashi Narayan, Shay B. Cohen, and Mirella Lapata. 2018. [Don't give me the details, just the summary! topic-aware convolutional neural networks for extreme summarization](#). In *Proceedings of the 2018 Conference on Empirical Methods in Natural Language Processing*, pages 1797–1807, Brussels, Belgium. Association for Computational Linguistics.
- Kishore Papineni, Salim Roukos, Todd Ward, and Wei-Jing Zhu. 2002. [Bleu: a method for automatic evaluation of machine translation](#). In *Proceedings of the 40th Annual Meeting of the Association for Computational Linguistics*, pages 311–318, Philadelphia, Pennsylvania, USA. Association for Computational Linguistics.
- Revanth Rameshkumar and Peter Bailey. 2020. [Storytelling with dialogue: A Critical Role Dungeons and Dragons Dataset](#). In *Proceedings of the 58th Annual Meeting of the Association for Computational Linguistics*, pages 5121–5134, Online. Association for Computational Linguistics.
- Abigail See, Peter J. Liu, and Christopher D. Manning. 2017. [Get to the point: Summarization with pointer-generator networks](#). In *Proceedings of the 55th Annual Meeting of the Association for Computational Linguistics (Volume 1: Long Papers)*, pages 1073–1083, Vancouver, Canada. Association for Computational Linguistics.
- Yan Song, Yuanhe Tian, Nan Wang, and Fei Xia. 2020. [Summarizing medical conversations via identifying important utterances](#). In *Proceedings of the 28th International Conference on Computational Linguistics*, pages 717–729, Barcelona, Spain (Online). International Committee on Computational Linguistics.
- Tianyi Zhang, Varsha Kishore, Felix Wu, Kilian Q. Weinberger, and Yoav Artzi. 2020. [Bertscore: Evaluating text generation with BERT](#). In *8th International Conference on Learning Representations, ICLR 2020, Addis Ababa, Ethiopia, April 26-30, 2020*. OpenReview.net.
- Wei Zhao, Maxime Peyrard, Fei Liu, Yang Gao, Christian M. Meyer, and Steffen Eger. 2019. [MoverScore: Text generation evaluating with contextualized embeddings and earth mover distance](#). In *Proceedings of the 2019 Conference on Empirical Methods in Natural Language Processing and the 9th International Joint Conference on Natural Language Processing (EMNLP-IJCNLP)*, pages 563–578, Hong Kong, China. Association for Computational Linguistics.
- Ming Zhong, Da Yin, Tao Yu, Ahmad Zaidi, Mutethia Mutuma, Rahul Jha, Ahmed Hassan Awadallah, Asli Celikyilmaz, Yang Liu, Xipeng Qiu, and Dragomir Radev. 2021. [QMSum: A new benchmark for query-based multi-domain meeting summarization](#). In *Proceedings of the 2021 Conference of the North American Chapter of the Association for Computational Linguistics: Human Language Technologies*, pages 5905–5921, Online. Association for Computational Linguistics.
- Chenguang Zhu, Yang Liu, Jie Mei, and Michael Zeng. 2021. [MediaSum: A large-scale media interview dataset for dialogue summarization](#). In *Proceedings of the 2021 Conference of the North American Chapter of the Association for Computational Linguistics: Human Language Technologies*, pages 5927–5934, Online. Association for Computational Linguistics.
- Junnan Zhu, Qian Wang, Yining Wang, Yu Zhou, Jiajun Zhang, Shaonan Wang, and Chengqing Zong. 2019. [NCLS: Neural cross-lingual summarization](#). In *Proceedings of the 2019 Conference on Empirical Methods in Natural Language Processing and the 9th International Joint Conference on Natural Language Processing (EMNLP-IJCNLP)*, pages 3054–3064, Hong Kong, China. Association for Computational Linguistics.
- Junnan Zhu, Long Zhou, Haoran Li, Jiajun Zhang, Yu Zhou, and Chengqing Zong. 2018. [Augmenting neural sentence summarization through extractive summarization](#). In *Natural Language Processing and Chinese Computing*, pages 16–28, Cham. Springer International Publishing.
- Chengqing Zong, Rui Xia, and Jiajun Zhang. 2021. *Text Data Mining*. Springer.

Yicheng Zou, Jun Lin, Lujun Zhao, Yangyang Kang, Zhuoren Jiang, Changlong Sun, Qi Zhang, Xuanjing Huang, and Xiaozhong Liu. 2021a. [Unsupervised summarization for chat logs with topic-oriented ranking and context-aware auto-encoders](#). *Proceedings of the AAAI Conference on Artificial Intelligence*, 35(16):14674–14682.

Yicheng Zou, Lujun Zhao, Yangyang Kang, Jun Lin, Minlong Peng, Zhuoren Jiang, Changlong Sun, Qi Zhang, Xuanjing Huang, and Xiaozhong Liu. 2021b. [Topic-oriented spoken dialogue summarization for customer service with saliency-aware topic modeling](#). *Proceedings of the AAAI Conference on Artificial Intelligence*, 35(16):14665–14673.

Appendix

A Data Filtering Process

We do not randomly select dialogues from JDDC but limit the selection in two aspects: length and topic intent. Thus we will describe how we concretely do to refine our selection process.

Length control The average number of turns for each dialogue in JDDC is around 20, and the modal number is 14. However, since we want to construct a summarization dataset, a longer dialogue could bring challenges to our task. Thus we try to increase the length of dialogue in CSDS while keeping the distribution smooth and reasonable. Specifically, during the sampling process, we set a probability for each dialogue d_i as below:

$$p_i = \left(\frac{\text{len}(d_i)}{\max_i \text{len}(d_i)} \right)^2 \quad (1)$$

$\text{len}(d_i)$ represents the number of turns for dialogue d_i . It is obvious that as the dialogue becomes longer, its probability of being selected increases. We use this sampling strategy to obtain the dialogue in CSDS, and the average length increases to 26. The mode number is 20, and we compare the length distribution of JDDC and CSDS in Figure 3.

Topic intent control In JDDC, each user utterance in the dialogue is labeled with an intent, indicating the topic information of the dialogue. However, the distribution of intents is also unbalanced, and most of the dialogues focus on the highly appeared intents such as return policy, shipping information, and invoice. To obtain various topics and increase the proportion of rare topics in CSDS, we try to balance the topic intent distribution using a particular strategy. We set a maximum number for each intent, which is 300 in practice. Note that

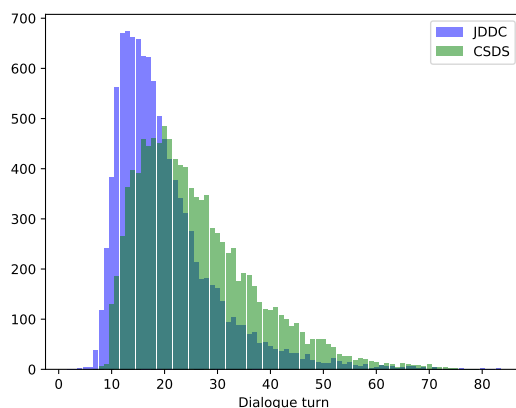


Figure 3: The distribution of dialogue turns in JDDC and CSDS.

there may exist multiple intents in one dialogue. Thus each time we select a dialogue, we add one to the counting for intents that appear in the dialogue. We will not select the dialogue if all of the intents in the dialogue have reached the maximum size. The comparison between the topic intent distribution of JDDC and CSDS is given in Figure 4. Obviously, CSDS flattens the topic distribution, and the ratio of some rare topics in JDDC is also increased.

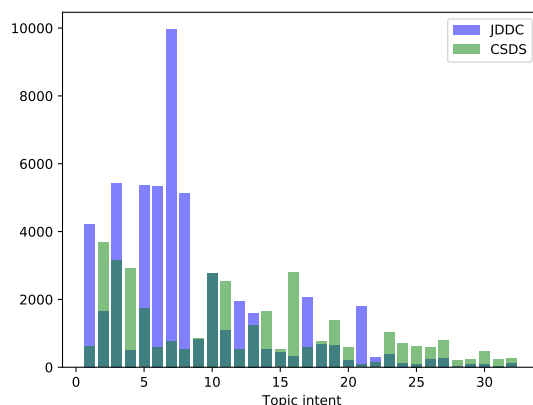


Figure 4: The distribution of topic intents in JDDC and CSDS. Note that each column represents a different topic intent.

B QA Pair Priori Test

In this section, we present the result of pilot experiment result for the summary format, as shown in Figure 5. Nearly 90 percent of the summaries are in a QA pair form without prior instruction. Meanwhile, although some of them (shown in blue) are not precisely in the QA pair form, they can also be

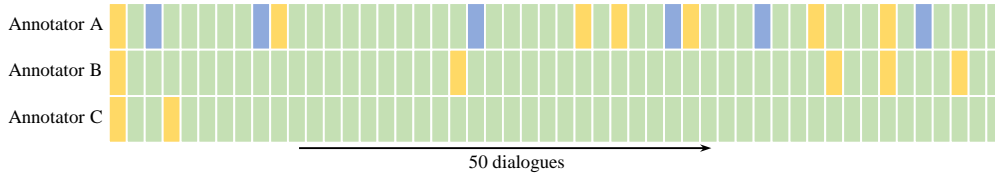


Figure 5: The summary form of 50 dialogues given by three annotators. The horizontal axis stands for different dialogue, and the vertical axis stands for different annotators. The green block indicates that the summary is in the QA pair form, the yellow one represents a non-QA pair summary, and the blue one stands for a summary similar to QA pairs.

easily converted to QA pairs. This pilot experiment proves the rationality of our proposed format.

However, there still exist some odd cases which are difficult to be summarized into QA pairs. In the formal annotation process, we asked the annotators to discard this kind of data to ensure the reliability of summaries.

C Topic Labels

After obtaining annotated QA pairs and their key utterance indexes, we look up the intent labels of key utterances provided in JDDC dataset and sum up them in an intent set. If there is only one intent, we serve it as the topic label. If multiple intents exist, we confirm the topic label by choosing the intent with the highest frequency in the intent set or by manually checking if multiple intents have the same highest frequency. There are 289 different intents in JDDC, and 210 intents actually appear as topic labels in CSDS.

D Agent Summary Modifying Rules

We give the rules to select agent summaries for completing as below:

1. Length limit: We filter out the answers that are less than ten characters in each QA pair and consider it as a candidate to be completed. The reason is that short answers are more likely to omit words.
2. Question and answer type limit: According to our observation, we find that the Yes / No questions are more prone to result in incomplete answers. Thus we use regular expression to filter out Yes / No questions if the QA pair meets the two following requirements: (1) The question summary includes words such as “could”, “can”, “is”, “are”, “whether”, etc. (2) The answer summary contains words such as “yes”, “no”, “need”, “could”, etc.

After the filtering process, we will let annotators decide whether the answer should be completed or not and make the completion if needed. In all, 26% of the data is finally modified in the whole dataset. It proves the importance of completing agent summaries for CSDS.

E Experimental Settings

First, we will introduce the basic settings for all the models.

1. We use the word-level granularity for all the models without BERT⁷. The word segmentation for dialogue is provided in CSDS, and we use jieba⁸ to segment words in the summaries. Since BERT-based models process Chinese texts on the character level, we do not change the segmentation methods for these models.
2. For all the models without BERT, we use pre-trained Chinese word vectors provided by Tencent⁹. The vocabulary size is 10000. While for BERT-based models, we use Chinese-BERT-wwm¹⁰ pretrained embeddings.
3. We add the speaker role information (user identity or agent) to the front of each utterance in the dialogue, ensuring that the input contains the speaker’s information for different turns.
4. The input dialogue limit is 500 words and 1000 characters, and the output summary limit is 100 words and 200 characters.
5. For all abstractive methods, we use beam search to generate summaries, and the beam size is 5.

⁷It shows better performance than character-level in our prior experiments.

⁸<https://github.com/fxsjy/jieba/>

⁹<https://ai.tencent.com/ailab/nlp/en/embedding.html>

¹⁰<https://github.com/ymcui/Chinese-BERT-wwm>

Methods	Summ.	ROUGE-2	ROUGE-L	BLEU	BERTScore	MoverScore
		Type A/B	Type A/B	Type A/B	Type A/B	Type A/B
PGN	overall	45.26 /42.71	54.69 /52.95	29.43 /26.22	80.23 /78.82	28.46/ 28.61
	agent	38.64/ 43.31	49.77/ 56.46	22.91/ 23.60	76.74/ 78.23	25.17 / 25.17
Fast-RL	overall	50.79 /45.83	56.00 /52.79	32.22 /27.11	81.97 /79.90	30.02/ 30.16
	agent	40.96/ 43.52	48.92/ 54.38	24.72/ 24.77	77.62/ 78.65	26.81/ 26.90
TDS+SATM*	overall	34.63 /34.42	42.94/ 43.66	22.70 /22.05	77.71 /77.15	26.01/ 26.23
	agent	25.28/ 31.42	34.87/ 43.46	14.31/ 17.71	72.65/ 74.73	22.03/ 22.08

Table 8: The performance of some methods on different types of samples. Type A stands for agent summaries that need to be integrated and Type B stands for those that do not. Note that all the metrics here are recall scores.

- The length limits for extractive methods are calculated according to the average summary length in the training set. We also try to use the average compression rate and find that the fixed length performs better.

Then, there are some specific settings for every single method. All the parameters that are not mentioned are kept the same with the default settings in the open-source code.

PGN: Since PGN needs a single input for all the dialogue contexts, we concatenate all the utterances together and add a special token “<EOU>” to segment each utterance. The maximum training epoch is 30, and we finetune the model with the coverage mechanism for another 10 epochs.

Fast-RL: We concatenate the same speaker’s continuous utterances to obtain a long utterance as each selected utterance in Fast-RL is summarized into a sentence in the summary. The maximum number of utterances is 60, and the maximum number of words in each utterance is 100.

Fast-RL*: We use the annotated key utterance indexes to obtain the extractive labels by assigning the most similar utterance¹¹ for each summary sentence from the corresponding key utterances.

BERTAbs: The original parameter for the learning rate is not suitable for our dataset. Therefore, we set the learning rate of BERT as 0.002 and decoder as 0.02. The maximum step is 4000, and all the settings in BERTExt are the same as those in BERTAbs.

TDS+SATM*: We merge all the key utterance indexes as the supervised signal for its extractive model.

All the experiments are run on a single NVIDIA TITAN Xp and the total time cost of all the methods is around a week. We use files2rouge¹² to calculate

¹¹It is calculated by ROUGE-L.

¹²<https://github.com/pltrdy/files2rouge>

ROUGE scores, nltk¹³ to calculate BLEU, official python packages to calculate BERTScore¹⁴ and MoverScore¹⁵. For ROUGE scores, all the Chinese characters are transferred into vocabulary ids for calculation.

We select the best hyper-parameters by choosing the best performance on the validation set with the minimum cross-entropy loss. The best hyper-parameters are given in the “run.sh” code for each model (The hyper-parameters not mentioned are consistent with the default settings in the model source code).

F Full Results of Role-oriented Summaries

In Table 8, we compare the results of samples that need integration and those that do not need on all automatic evaluation methods. ROUGE-based metrics and BERTScore are their recall variant since we focus on whether the information from the other speaker is contained in the summary. Since BLEU and MoverScore do not have recall variants, we use the available result instead. Almost all metrics show the same trend that the performance of agent summaries on samples that needs integration is significantly lower than that on other samples.

G QA Pair Matching Algorithm

First, we divide each generated summary into several QA pairs by considering contiguous sentences started by user and agent as a QA pair. Next, we try to match each QA pair in the reference with the QA pair in the generated summary using the ROUGE-L F1 score. We set the threshold to be 0.6¹⁶ and treat it as a match if the ROUGE-L F1 is higher than the threshold.

¹³<http://www.nltk.org/>

¹⁴https://github.com/Tiiiger/bert_score

¹⁵<https://github.com/AIPHES/emnlp19-moverscore>

¹⁶This setting has the highest classification accuracy in our experimental test.

We define QA_m as the number of matched QA pairs, QA_p as the number of QA pairs in the predicted summaries, and QA_r as the number of QA pairs in the reference summaries. Then we give the precision, recall, and F1 score of this evaluation metric as follows:

$$precision = \frac{QA_m}{QA_p} \quad (2)$$

$$recall = \frac{QA_m}{QA_r} \quad (3)$$

$$F1 = \frac{2 * precision * recall}{precision + recall} \quad (4)$$

H Case Study

In this section, we will present some cases in CSDS where existing methods are prone to make mistakes.

Figure 6 shows an example where key contents are missing, and the topic structure is wrongly expressed. First, the key information “bag” is not summarized by any method, making the summary difficult to understand. Besides, the key question, “could the bag arrive tomorrow” is not extracted by most methods. Although Fast-RL correctly summarizes this question, it split the summary into two QA pairs, which actually represent the same topic and issue. Thus, it should be summarized in a single QA pair for the correct topic structure.

Figure 7 presents another example to explain the difficulty of role-oriented summary, especially for agent summary. In this case, there exist two topics, and both topics need to integrate the information from the user to obtain a complete agent summary. The key information, *i.e.* “invoice” and “use the coupons”, is missing in all three summarization methods. Although they can focus on correct agent utterances, they could not also focus on the necessary messages carried out by other speakers.

Dialogue 1	Overall summary
0 Q: 咨询订单号:[订单编号] (Consult order number: [order number])	Reference 用户询问拼团买的包包明天是否可以到货。客服回答是的。 (The user asked if the bag purchased by Join Group could arrive tomorrow . The customer service answered yes.)
1 A: 请问您是咨询之前的问题还是有其他的问题需要处理呢? (Are you consulting the previous question or do you have other questions to deal with?)	
2 Q: 这个拼团怎么回事 (What's going on with this join group)	
3 Q: 还要等吗? (Do I need to wait?)	
4 A: 您的订单预计[数字]月[数字]日送达您手中 (Your order is expected to be delivered to you on [number] month [number] day)	PGN: 用户询问拼团怎么回事。客服回答订单预计[数字]月[数字]日送达。 (The user asked what happened to the group. The customer service answered that the order is expected to be delivered [number] month [number] day.)
5 A: 待出库打包哈 (Out of stock and being packed)	
6 Q: 咨询订单号:[订单编号] (Consult order number: [order number])	Fast-RL: 用户询问拼团怎么回事。客服查询后回答等待出库打包。用户询问明天是否可以到。客服回答是的。 (The user asked what happened to the group. After the customer service inquires, the answer is waiting for delivery and packaging. The user asked if it could be there tomorrow. The customer service answered yes.)
7 Q: 我说的这个 (I mean this)	
8 Q: 包包 (The bag)	
9 A: 老人头女包新款牛皮斜挎包 (Old man head female bag new leather messenger bag)	TDS+SATM*: 用户询问拼团的原因。客服回答是的, 用户的订单预计[数字]月[日]送达用户手中, 等待出库打包。 (The user asked the reason for joining the group. The customer service answered yes, and the user's order is expected to be delivered to the user [number] month [day], waiting to be shipped out and packaged.)
10 A: 是的呢 (Yes, it is)	
11 Q: 明天可以到的吧 (Can it be shipped tomorrow)	
12 A: 是的呢。 (Sure.)	
13 Q: 好的谢谢 (Fine, thank you)	

Figure 6: A real sample in CSDS test set. Some turns in the dialogue is deleted for better illustration.

Dialogue 2	Agent summary
0 Q: 我下单又搞错发票了 (I placed an order and got the invoice wrong again)	Reference 客服表示用户可以留下信息, 在订单完成后帮助用户修改 发票 。 客服表示已经下单的商品 不能再使用优惠券 了。 (The customer service indicated that user can leave a message and help the user complete the invoice modification after the order is completed. The customer service said that the products that have been ordered can no longer use the coupons .)
1 Q: 我想修改 (I want to modify)	
2 Q: 修改为, 单位: 中国农业大学 (Amended as, unit: China Agricultural University)	PGN: 客服查询后回答订单未完成, 可以留下信息完成之后帮用户 修改 。 客服回答已经下单了就不行了。 (The customer service inquired and answered that the order is not completed. The user can leave the information and the service will help modify it after completion. The customer service answered that it is unavailable since the order has already been placed.)
3 A: 您这个订单未完成 (Your order is not completed)	
4 A: 您可以留下信息, 这边完成之后帮您修改 (You can leave a message and I will modify it for you after finishing)	
5 Q: 那我等完成了, 再修改吧 (I'll wait until it's finished, and then modify it)	Fast-RL: 客服回答订单未完成, 可以留下信息, 完成之后帮用户修改。 客服表示那想用只能重新下单。 客服回复已经下单了就不行了。 (The customer service answered that the order is not completed. The user can leave a message and help the user modify it after completion. The customer service said that if you want to use it, you can only place an order again. The customer service responds that it is unavailable since the order has already been placed.)
6 A: 您看可以吗 (Is that ok for you)	
7 Q: 好 (Yes)	
8 Q: 还有个问题, (One more question,)	
9 Q: 我昨天忘了用 优惠券 了 (I forgot to use the coupon yesterday)	TDS+SATM*: 客服回复可以留下信息之后帮忙修改, 完成后第一时间通知用户, 不需要恢复。 (The customer service will help modify the information after leaving the information, and notify the user as soon as it is completed, no recovery is required.)
10 Q: 今天, 还能补上吗? (Can I make up today?)	
11 A: 已经下单了就不行了哦 (It is not available since you have already placed the order)	
12 Q: 哦哦 (Oh)	
13 Q: 那想用只能重新下单? (So if I want to use, I can only place my order again?)	
14 A: 对的哦 (Yes, that's true)	
15 Q: 好吧, 不麻烦了, 不用了 (Okay, I don't need)	
16 A: 还辛苦您给小妹打个评价呢 (Please help to give me a comment)	

Figure 7: Another real sample in CSDS test set. Some turns in the dialogue is deleted for better illustration.