

Knowledge Base Completion Meets Transfer Learning

Vid Kocijan¹, Thomas Lukasiewicz^{1,2}

¹University of Oxford

²Alan Turing Institute, London

firstname.lastname@cs.ox.ac.uk

Abstract

The aim of *knowledge base completion* is to predict unseen facts from existing facts in knowledge bases. In this work, we introduce the first approach for transfer of knowledge from one collection of facts to another without the need for entity or relation matching. The method works for both *canonicalized* knowledge bases and *uncanonicalized* or *open knowledge bases*, i.e., knowledge bases where more than one copy of a real-world entity or relation may exist. Such knowledge bases are a natural output of automated information extraction tools that extract structured data from unstructured text. Our main contribution is a method that can make use of a large-scale pre-training on facts, collected from unstructured text, to improve predictions on structured data from a specific domain. The introduced method is the most impactful on small datasets such as ReVerb20K, where we obtained 6% absolute increase of mean reciprocal rank and 65% relative decrease of mean rank over the previously best method, despite not relying on large pre-trained models like BERT.

1 Introduction

A knowledge base (KB) is a collection of facts, stored and presented in a structured way that allows a simple use of the collected knowledge for applications. In this paper, a *knowledge base* is a finite set of triples $\langle h, r, t \rangle$, where h and t are *head* and *tail* entities, while r is a binary relation between them. Manually constructing a knowledge base is tedious and requires a large amount of labor. To speed up the process of construction, facts can be extracted from unstructured text automatically, using, e.g., open information extraction (OIE) tools, such as ReVerb (Fader et al., 2011) or more recent neural approaches (Stanovsky et al., 2018; Hohe-necker et al., 2020). Alternatively, missing facts can be inferred from existing ones using *knowledge base completion* (KBC) algorithms, such as

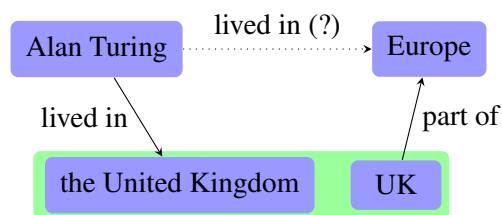


Figure 1: An example of a small knowledge base with the fact whether Alan Turing lived in Europe missing. If the knowledge base is canonicalized, “the United Kingdom” and “UK” are known to be the same entity. If the knowledge base is uncanonicalized or open, this information may not be given.

ConvE (Dettmers et al., 2018), TuckER (Balažević et al., 2019), or 5*E (Nayyeri et al., 2021).

It is desirable to use both OIE and knowledge base completion approaches to automatically construct KBs. However, automatic extractions from text yield uncanonicalized entities and relations. An entity such as “the United Kingdom” may also appear as “UK”, and a relation such as “located at” may also appear as “can be found in”. If we fail to connect these occurrences and treat them as distinct entities and relations, the performance of KBC algorithms drops significantly (Gupta et al., 2019). If our target data are canonicalized, collecting additional uncanonicalized data from unstructured text is not guaranteed to improve the performance of said models. An illustration of a knowledge base can be found on Figure 1.

Open knowledge base completion (OKBC) aims to mitigate this problem and to predict unseen facts even when real-world entities and relations may appear under several different names. Existing work in the area overcomes this either by learning a mapping from entity and relation names to their embeddings (Broscheit et al., 2020) or by using external tools for knowledge base canonicalization (Vashishth et al., 2018), and using the obtained predictions to enhance the embeddings

of the entities (Gupta et al., 2019; Chandras and Talukdar, 2021).

In this work, we follow the first of these two approaches. We pre-train RNN-based encoders that encode entities and relations from their textual representations to their embeddings jointly with a KBC model on a large OKBC benchmark. We use this pre-trained KBC model and encoders to initialize the final model that is later fine-tuned on a smaller dataset. More specifically, KBC parameters that are shared among all inputs are used as an initialization of the same parameters of the fine-tuned model. When initializing the input-specific embeddings, we introduce and compare two approaches: Either the pre-trained entity and relation encoders are also used and trained during the fine-tuning, or they are used in the beginning to compute the initial values of all entity and relation embeddings, and then dropped.

We evaluate our approach with three different KBC models and on five datasets, showing consistent improvements on most of them. We show that pre-training turns out to be particularly helpful on small datasets with scarce data by achieving SOTA performance on the ReVerb20K and ReVerb45K OKBC datasets (Gupta et al., 2019; Vashishth et al., 2018) and consistent results on the larger KBC datasets FB15K237 and WN18RR (Toutanova et al., 2015; Dettmers et al., 2018). Our results imply that even larger improvements can be obtained by pre-training on a larger corpus. The code used for the experiments is available at <https://github.com/vid-koci/KBCtransferlearning>.

We highlight that Gupta et al. (2019) and Broscheit et al. (2020) use the term “open knowledge graph embeddings” for OKBC. We use the term “open knowledge base completion” to also include KBs with non-binary relations, which cannot be viewed as graphs, and to consider methods that may not produce embeddings.

Our main contributions are briefly as follows:

- We introduce a novel approach for the transfer of knowledge between KBC models that works on both open and regular knowledge bases without the need for entity or relation matching.
- We show that pre-training on a large OKBC corpus improves the performance of these models on both KBC and OKBC datasets.
- We obtain improvements over state-of-the-art approaches on 3 of 5 observed datasets, with

the difference being particularly significant on the smallest datasets (e.g., 0.058 absolute increase of MRR and 65% MR decrease on the ReVerb20K dataset).

2 Model for Transfer Learning

In this section, we introduce the architecture of our model and how a pre-trained model is used to initialize the model for fine-tuning.

The model consists of two encoders, one for entities and one for relations, and a KBC model. Given a triple $\langle h, r, t \rangle$, the entity encoder is used to map the head h and the tail t into their vector embeddings \mathbf{v}_h and \mathbf{v}_t , while the relation encoder is used to map the relation r into its vector embedding \mathbf{v}_r . These are then used as the input to the KBC algorithm of choice to predict their score (correctness), using the loss function, as defined by the KBC model. The two parts of the model are architecturally independent of each other and will be described in the following paragraphs. An illustration of our approach is given in Figure 2.

2.1 Encoders

We use two types of mappings from an entity to a low-dimensional vector space. The first approach is to assign each entity and relation its own embedding, initialized randomly and trained jointly with the model. This is the default approach used by most KBC models, however, to distinguish it from the RNN-based approach, we denote it *NoEncoder*.

The second approach that we test is to use an RNN-based mapping from the textual representation of an entity or relation (name) to its embedding. We use the GloVe word embeddings (Pennington et al., 2014) to map each word into a vector, and then use them as the input to the entity encoder, implemented as a GRU (Cho et al., 2014). To separate it from the NoEncoder, we call this the GRU encoder throughout this paper. Broscheit et al. (2020) test alternative encoders as well, but find that RNN-based approaches (LSTMs, in their case) perform the most consistently across the experiments.

The size of the NoEncoder grows linearly with the number of entities, while the size of the GRU encoder grows linearly with the vocabulary. For large knowledge bases, the latter can significantly decrease the memory usage, as the size of the vocabulary is often smaller than the number of entities and relations.

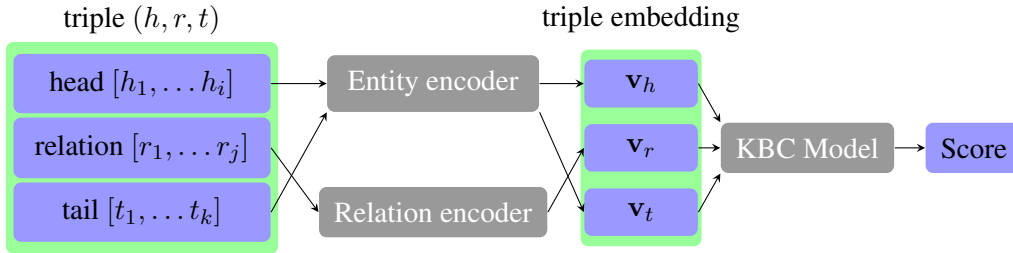


Figure 2: The diagram of our approach. Green and blue blocks represent data, grey blocks represent models, and arrows represent the data flow. Entity and relation encoders are used to map a triple (h, r, t) from their names (textual representations) to their vector embeddings $(\mathbf{v}_h, \mathbf{v}_r, \mathbf{v}_t)$. These vectors are used as the input to a KBC algorithm of choice to compute the score of the triple.

Transfer between datasets. Here, pre-training is always done using GRU encoders, as the transfer from the NoEncoder to any other encoder requires entity matching, which we want to avoid.

When fine-tuning is done with a GRU encoder, its parameters are initialized from the pre-trained GRU parameters. The same applies for the vocabulary, however, if the target vocabulary includes any unknown words, their word embeddings are initialized randomly.

For the initialization of the NoEncoder setup, the pre-trained GRU is used to generate initial values of all vector embeddings by encoding their textual representations. Any unknown words are omitted, and entities with no known words are initialized randomly.

An equivalent process is used for relations. During our preliminary experiments, we have also tried pre-training the encoders on the next-word-prediction task on English Wikipedia, however, that turned out to have a detrimental effect on the overall performance compared to randomly-initialized GRUs (2–3% MRR drop and slower convergence). That line of experiments was not continued.

2.2 Knowledge Base Completion Models

We use three models for knowledge base completion, ConvE (Dettmers et al., 2018), TuckER (Balazević et al., 2019), and 5*E (Nayyeri et al., 2021), chosen for their strong performance on various KBC benchmarks. In the following paragraphs, we briefly introduce the models. We assume that vectors \mathbf{v}_h , \mathbf{v}_r , and \mathbf{v}_t , obtained with encoders of any type, are the input to these models.

TuckER assigns a score to each triple by multiplying the vectors with a core tensor $\mathcal{W} \in \mathbb{R}^{d_e \times d_e \times d_r}$, where d_e is the dimension of entities, and d_r is the dimension of relations. Throughout our work, we make the simplifying assumption that

$d_e = d_r$ to reduce the number of hyperparameters. During transfer, \mathcal{W} from the pre-trained model is used to initialize \mathcal{W} in the fine-tuned model.

ConvE assigns a score to each triple by concatenating \mathbf{v}_h and \mathbf{v}_r , reshaping them into a 2D matrix, and passing them through a convolutional neural network (CNN). The output of this CNN is a d_e -dimensional vector, which is multiplied with \mathbf{v}_t and summed with a tail-specific bias term b_t to obtain the score of the triple. During transfer, the parameters of the pre-trained CNN are used as the initialization of the CNN in the fine-tuned model. Bias terms of the fine-tuned model are initialized at random, since they are entity-specific.

5*E models consider \mathbf{v}_h and \mathbf{v}_t to be complex projective lines and \mathbf{v}_r a vector of 2×2 complex matrices. These correspond to a relation-specific Möbius transformation of projective lines. We refer the reader to the work of Nayyeri et al. (2021) for the details. Unlike in ConvE and TuckER, there are no shared parameters between different relations and entities. Pre-training thus only serves as the initialization of the embeddings.

During the time of evaluation, the model is given a triple with a missing head or tail and is used to rank all the possible entities based on how likely they appear in place of the missing entity. Following Dettmers et al. (2018), we transform head-prediction samples into tail-prediction samples by introducing reciprocal relations r^{-1} for each relation and transforming $\langle ?, r, t \rangle$ into $\langle t, r^{-1}, ? \rangle$. Following Gupta et al. (2019), the name of the reciprocal relation is created by adding the prefix “inverse of”.

During our preliminary experiments, we have also experimented with BoxE (Abboud et al., 2020), however, we have decided not to use it for further experiments, since it was much slower to train and evaluate, compared to other models. A single round

of training of BoxE with GRU encoders on OlpBench takes over 24 days, which we could not afford.

3 Datasets and Experimental Setup

This section describes the used data, the experimental setup, and the baselines.

3.1 Datasets

We use the following five datasets to test our methods (their statistics are given in Table 1):

OlpBench (Broscheit et al., 2020) is a large-scale OKBC dataset collected from English Wikipedia that we use for pre-training. The dataset comes with multiple training and validation sets, however, we only use the training set with THOROUGH leakage removal and VALID-LINKED validation set, since their data have the highest quality.

ReVerb45K (Vashishth et al., 2018) and **ReVerb20K** (Gupta et al., 2019, adapted from Galárraga et al., 2014), are small-scale OKBC datasets, obtained via the ReVerb OIE tool (Fader et al., 2011). They additionally come with gold clusters of entities, and information on which knowledge-base entities refer to the same real-world entity; this information can be used to improve the accuracy of the evaluation. We find that 99.9% of test samples in ReVerb20K and 99.3% of test samples in ReVerb45K contain at least one entity or relation that did not appear in OlpBench, hence requiring out-of-distribution generalization. Two entities or relations were considered different if their textual representations differed after the pre-processing (lowercase and removal of redundant whitespace). If two inputs still differ after these steps, the potential canonicalization has to be performed by the model.

FB15K237 (Toutanova et al., 2015) and **WN18RR** (Dettmers et al., 2018) are the most commonly used datasets for knowledge base completion, collected from Freebase and WordNet knowledge bases, respectively. Both datasets have undergone a data cleaning to remove test leakage through inverse relations, as reported by Dettmers et al. (2018). We highlight that WN18RR differs from other datasets in its content. While other datasets describe real-world entities and were often collected from Wikipedia or similar sources, WN18RR consists of information on words and linguistic relations between them, creating a major domain shift between pre-training and fine-tuning.

3.2 Experimental Setup

In our experiments, we observe the performance of the randomly-initialized and pre-trained GRU and NOENCODER variant of each of the three KBC models. Pre-training was done with GRU encoders on OlpBench. To be able to ensure a completely fair comparison, we make several simplifications to the models, e.g., assuming that entities and relations in TuckER have the same dimension and that all dropout rates within TuckER and ConvE are equal. While these simplifications can result in a performance drop, they allow us to run exactly the same grid search of hyperparameters for all models, excluding human factor or randomness from the search. We describe the details of our experimental setup with all hyperparameter choices in Appendix B.

3.3 Baselines

We compare our work to a collection of baselines, re-implementing and re-training them where appropriate.

Models for Knowledge Base Completion. We evaluate all three of our main KBC models, ConvE, TuckER, and 5*E with and without encoders. We include results of these models, obtained by related work and additionally compare to KBC models from related work, such as BoxE (Abboud et al., 2020), ComplEx (Lacroix et al., 2018), TransH (Wang et al., 2014), and TransE (Bordes et al., 2013). We highlight that numbers from external work were usually obtained with more experiments and broader hyperparameter search compared to experiments from our work, where we tried to guarantee exactly the same environment for a large number of models.

Models for Knowledge Base Canonicalization. Gupta et al. (2019) use external tools for knowledge base canonicalization to improve the predictions of KBC models, testing multiple methods to incorporate such data into the model. The tested methods include graph convolution neural networks (Bruna et al., 2014), graph attention neural networks (Veličković et al., 2017), and newly introduced local averaging networks (LANs). Since LANs consistently outperform the alternative approaches in all their experiments, we use them as the only baseline of this type.

Transfer Learning from Larger Knowledge Bases. Lerer et al. (2019) release pre-trained em-

	OlpBench	ReVerb45K	ReVerb20K	FB15K237	WN18RR
#entities	2.4M	27K	11.1K	14.5K	41.1K
#relations	961K	21.6K	11.1K	237	11
#entity clusters	N/A	18.6K	10.8K	N/A	N/A
#train triples	30M	36K	15.5K	272K	86.8K
#valid triples	10K	3.6K	1.6K	17.5K	3K
#test triples	10K	5.4K	2.4K	20.5K	3K

Table 1: Statistics of datasets. Only ReVerb45K and ReVerb20K come with gold entity clusters. FB15K237 and WN18RR are canonicalized, and OlpBench is too large to allow for a manual annotation of gold clusters.

beddings for the entire WikiData knowledge graph, which we use to initialize the Tucker model. We initialize the entity and relation embeddings of all entities that we can find on WikiData. Since pre-trained WikiData embeddings are only available for dimension $d = 200$, we compare them to the pre-trained and randomly initialized NOENCODER_TUCKER of dimension $d = 200$ for a fair comparison. We do not re-train WikiData with other dimensions due to the computational resources required. We do not use this baseline on KBC datasets, since we could not avoid a potential training and test set cross-contamination. WikiData was constructed from Freebase and is linked to WordNet, the knowledge bases used to construct the FB15k237 and WN18RR datasets.

Transfer Learning from Language Models.

Pre-trained language models can be used to answer KB queries (Petroni et al., 2019; Yao et al., 2019). We compare our results to KG-BERT on the FB15K237 and WN18RR datasets (Yao et al., 2019) and to OKGIT on the ReVerb45K and ReVerb20K datasets (Chandrasah and Talukdar, 2021). Using large transformer-based language models for KBC can be slow. We estimate that a single round of evaluation of KG-BERT on the ReVerb45K test set takes over 14 days, not even accounting for training or validation. Yao et al. (2019) report in their code repository that the evaluation on FB15K237 takes over a month¹. For comparison, the evaluation of any other model in this work takes up to a maximum of a couple of minutes. Not only is it beyond our resources to perform equivalent experiments for KG-BERT as for other models, but we also consider this approach to be completely impractical for link prediction.

Chandrasah and Talukdar (2021) combine BERT with an approach by Gupta et al. (2019), taking ad-

¹<https://github.com/yao8839836/kg-bert/issues/8>

	MR	MRR	H@10
GRU_TUCKER	57.2K	.053	.097
GRU_CONVE	57.2K	.045	.086
GRU_5*E	60.1K	.055	.101
(Broscheit et al., 2020)	–	.039	.070

Table 2: Comparison of pre-trained models on OlpBench with previously best result. The best value in each column is written in **bold**.

vantage of both knowledge base canonicalization tools and large pre-trained transformers at the same time. Their approach is more computationally efficient, since only $\langle h, r \rangle$ are encoded with BERT, instead of entire triplets, requiring by a magnitude fewer passes through the transformer model. This is the strongest published approach to OKBC.

4 Experimental Results

This section contains the outcome of pre-training and fine-tuning experiments. In the second part of this section, we additionally investigate an option of zero-shot transfer.

For each model, we report its mean rank (MR), mean reciprocal rank (MRR), and Hits at 10 (H@10) metrics on the test set. We selected $N = 10$ for comparison, since it was the most consistently Hits@N metric reported in related work. We report the Hits@N performance for other values of N, the validation set performance, the running time, and the best hyperparameters in Appendix C. All evaluations are performed using the filtered setting, as suggested by Bordes et al. (2013). When evaluating on uncanonicalized datasets with known gold clusters, ReVerb20K and ReVerb45K, the best-ranked tail from the correct cluster is considered to be the answer, following Gupta et al. (2019). The formal description of all these metrics can be found in Appendix A.

Pre-training results. The performance of the pre-trained models on OlpBench is given in Table 2. Our models obtain better scores than the previously best approach based on ComplEx (Trouillon et al., 2017), however, we mainly attribute the improvement to the use of better KBC models.

OKBC results. Our results of the models on ReVerb20K and ReVerb45K are given in Table 3. All models strictly improve their performance when pre-trained on OlpBench. This improvement is particularly noticeable for NoEncoder models, which tend to overfit and achieve poor results without pre-training. However, when initialized with a pre-trained model, they are able to generalize much better. 5*E seems to be an exception to this, likely because there are no shared parameters between relations and entities, resulting in a weaker regularization. GRU-based models do not seem to suffer as severely from overfitting, but their performance still visibly improves if pre-trained on OlpBench.

Finally, our best model outperforms the state-of-the-art approach by Chandrabhas and Talukdar (2021) on ReVerb20K and ReVerb45K. Even when compared to pre-trained GRU_CONVE, which is based on the same KBC model, OKGIT(CONVE) and CARE(CONVE,LAN) lag behind. This is particularly outstanding, because the BERT and ROBERTA language models, used by OKGIT(CONVE), received by several orders of magnitude more pre-training on unstructured text than our models, making the results more significant.

Similarly, the initialization of models with Big-Graph seems to visibly help the performance, however, they are in turn outperformed by a NOENCODER model, initialized with pre-trained encoders instead. This indicates that our suggested pre-training is much more efficient, despite the smaller computational cost.

KBC results. To evaluate the impact of pre-training on larger canonicalized knowledge bases, we compare the performance of models on FB15K237 and WN18RR. For brevity, we treat the choice of an encoder as a hyperparameter and report the better of the two models in Table 4. Detailed results are given in Appendix C.

Pre-trained models outperform their randomly initialized counterparts as well, however, the differences are usually smaller. We believe that there are several reasons that can explain the small dif-

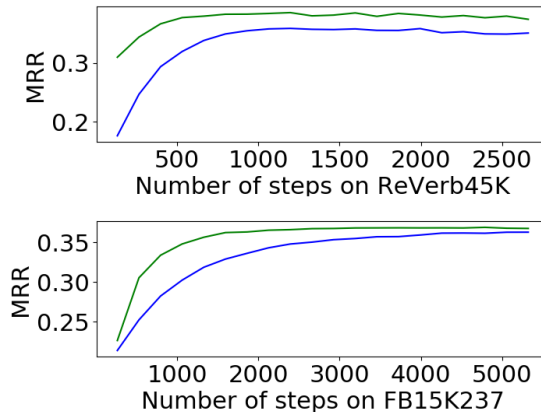


Figure 3: Comparing convergence of the overall best randomly initialized (blue) and pre-trained (green) models on ReVerb45K and FB15K237. Pre-trained models converge in fewer training steps despite a smaller learning rate.

ference, primarily the difference in the size. Best models on FB15K237 and WN18RR only made between 3 and 12 times more steps during pre-training than during fine-tuning. For comparison, this ratio was between 250 to 1000 for ReVerb20K. The smaller improvements on FB15K237 and WN18RR can also be explained by the domain shift, as already described in Section 3.1.

Table 4 additionally includes multiple recently published implementations of ConvE, 5*E, and TuckER, as well as other strong models in KBC. We note that the comparison with all these models should be taken with a grain of salt, as other reported models were often trained with a much larger hyperparameter space, as well as additional techniques for regularization (e.g., DURA (Zhang et al., 2020) or label smoothing (Balažević et al., 2019)) and sampling (e.g., self-adversarial sampling (Abboud et al., 2020)). Due to the large number of observed models and baselines, we could not expand the hyperparameter search without compromising the fair evaluation of all compared models.

In Appendix C, we also report the best hyperparameters for each model. We highlight that pre-trained models usually obtain their best result with a larger dimension compared to their randomly-initialized counterparts. Pre-training thus serves as a type of regularization, allowing us to fine-tune larger models. We believe that training on even larger pre-training datasets, we could obtain pre-trained models with more parameters and even stronger improvements across many KBC datasets.

Not only does pre-training allow us to train larger

Model	Pre-trained?	ReVerb20K			ReVerb45K		
		MR	MRR	Hits@10	MR	MRR	Hits@10
NOENCODER_TUCKER	no	2611	.196	.267	5692	.109	.138
	yes	<i>303</i>	<i>.379</i>	<i>.540</i>	<i>780</i>	<i>.299</i>	<i>.453</i>
NOENCODER_CONVE	no	1419	.282	.380	2690	.232	.333
	yes	<i>227</i>	<i>.400</i>	<i>.568</i>	<i>666</i>	<i>.345</i>	<i>.500</i>
NOENCODER_5*E	no	2301	.228	.334	3460	.152	.212
	yes	<i>780</i>	<i>.249</i>	<i>.363</i>	<i>3279</i>	<i>.189</i>	<i>.261</i>
GRU_TUCKER	no	581	.364	.505	1398	.302	.420
	yes	<i>245</i>	<i>.397</i>	<i>.558</i>	<i>706</i>	<i>.331</i>	<i>.477</i>
GRU_CONVE	no	334	.387	.540	824	.343	.488
	yes	184	<i>.409</i>	<i>.573</i>	<i>600</i>	<i>.357</i>	<i>.509</i>
GRU_5*E	no	395	.390	.546	836	.357	.508
	yes	<i>202</i>	.417	.586	596	.382	.537
◆ OKGIT(CONVE)	yes [▲]	527	.359	.499	773.9	.332	.464
† CARE(CONVE, LAN)	no	973	.318	.439	1308	.324	.456
† TRANSE	no	1426	.126	.299	2956	.193	.361
† TRANSH	no	1464	.129	.303	2998	.194	.362
NOENCODER_TUCKER _{d=200}	no	2855	.184	.248	5681	.109	.138
	yes	329	.369	.528	805	.275	.426
BIGGRAPH_TUCKER _{d=200}	yes [▲]	1907	.215	.291	2285	.234	.337

Table 3: Comparison of different models with and without pre-training on the OKBC benchmarks ReVerb20K and ReVerb45K. The scores of each model are reported with and without pre-training, with the better of the two written in *italics*. Separated from the rest with two lines, are previous best results on the datasets and TUCKER results with $d = 200$ for a fair BigGraph comparison. The best overall value in each column is written in **bold**. Results denoted with † and ◆ were taken from (Gupta et al., 2019) and (Chandrasah and Talukdar, 2021), respectively.

[▲] Unlike all other models with a *yes* entry, BIGGRAPH_TUCKER and OKGIT were not pre-trained on OlpBench, but on pre-trained WikiData embeddings or a masked language modelling objective, respectively.

Model	pre-trained?	FB15K237			WN18RR		
		MR	MRR	Hits@10	MR	MRR	Hits@10
TUCKER	no	166	.358	.545	4097	.468	.528
	yes	<i>151</i>	<i>.363</i>	<i>.550</i>	<i>3456</i>	<i>.467</i>	<i>.529</i>
CONVE	no	212	.320	.504	6455	.429	.479
	yes	<i>200</i>	<i>.325</i>	<i>.510</i>	<i>5792</i>	<i>.435</i>	<i>.486</i>
5*E	no	152	.353	.539	<i>2450</i>	<i>.492</i>	<i>.583</i>
	yes	143	<i>.357</i>	<i>.544</i>	2636	<i>.492</i>	.582
(Dettmers et al., 2018) CONVE	no	244	.325	.501	4187	.43	.52
(Ruffinelli et al., 2020) CONVE	no	–	.339	.536	–	.442	.504
(Balažević et al., 2019) TUCKER	no	–	.358	.544	–	.470	.526
(Nayyeri et al., 2021) 5*E	no	–	.37	.56	–	.50	.59
(Yao et al., 2019) KG-BERT	yes	153	–	.420	97	–	.524
(Abboud et al., 2020) BOXE	no	163	.337	.538	3207	.451	.541
(Lacroix et al., 2018) COMPLEX	no	–	.37	.56	–	.48	.57
(Zhang et al., 2020) COMPLEX-DURA	no	–	.371	.560	–	.491	.571
(Zhang et al., 2020) RESCAL-DURA	no	–	.368	.550	–	.498	.577

Table 4: Comparison of different models with and without pre-training on the KBC benchmarks FB15K237 and WN18RR. The scores of each model are reported with and without pre-training, with the better of the two written in *italics*. Separated from the rest with two lines, we first list previous scores obtained with the ConVE, 5*E, and TUCKER models, followed by other well-performing models in the literature. The best overall value in each column is written in **bold**.

Model	Pre-trained?	ReVerb20K			ReVerb45K		
		MR	MRR	Hits@10	MR	MRR	Hits@10
NoENCODER_TUCKER	no	4862	.001	.002	8409	.001	.001
	yes	<i>1486</i>	<i>.012</i>	<i>.026</i>	<i>1737</i>	<i>.019</i>	<i>.041</i>
NoENCODER_CONVE	no	4600	.002	.004	8464	.001	.001
	yes	<i>1480</i>	<i>.003</i>	.000	<i>1962</i>	<i>.003</i>	<i>.001</i>
NoENCODER_5★E	no	4795	.001	.000	8445	.001	.002
	yes	<i>1422</i>	<i>.005</i>	.000	<i>1701</i>	<i>.014</i>	<i>.011</i>

Table 5: Comparison of the zero-shot performance of different models on the OKBC benchmarks ReVerb20K and ReVerb45K. The scores of each model are reported with and without pre-training on OlpBench, with the better of the two written in *italics*. Note that the model that was not pre-trained is equivalent to a random baseline.

models, pre-trained models also require fewer training steps to obtain a similar performance, as seen in Figure 3. The experiments in the figure were done with the best hyperparameter setup for both pre-trained and randomly initialized model. Even though the pre-trained models were fine-tuned with a smaller learning rate, they converge in fewer steps, which can be attributed to the pre-training.

Finally, we highlight that language modelling as pre-training hardly justifies the enormous computational cost. On the majority of metrics, KG-BERT performs worse than models with fewer parameters and less pre-training, with a notable exception of a remarkable MR on the WN18RR dataset.

4.1 Zero-Shot Experiments

To understand better what kind of knowledge is transferred between the datasets, we investigate the zero-shot performance of pre-trained models on ReVerb20K and ReVerb45K, where the impact of pre-training was the strongest. If the improvement of pre-training was mainly due to the direct memorization of facts, the zero-shot performance should already be high without fine-tuning.

The results of the zero-shot evaluation are given in Table 5. We report the performance of all models with and without pre-training, the latter being equivalent to the random baseline. Note that since no fine-tuning takes place, the choice of the encoder for the evaluation does not matter. We thus chose to only evaluate one of them.

Observing the results, we see that pre-training the models results in a lower MR, but not necessarily a much higher MRR. Even when the increase of MRR happens, the difference is much smaller than when comparing fine-tuned models in Table 3. This implies that the improvement induced by pre-training likely does not happen only due to the memorization of facts from OlpBench. On the

other hand, the MR of pre-trained models is comparable or even better than the MR of randomly initialized NoEncoder models, fine-tuned on the ReVerb datasets, reported in Table 3. Hence, pre-trained models carry a lot of “approximate knowledge”, which is consistent with earlier remarks on pre-training serving as a type of regularization.

Knowing that the ReVerb20K and ReVerb45K test sets consist of facts that contain at least one previously unseen entity or relation, this can be seen as out-of-distribution generalization. Comparing the zero-shot MRR results with the OlpBench results implies that while OKBC models are capable of out-of-domain generalization to unseen entities and relations, there is still space for improvement.

5 Related Work

In recent years, there have been several approaches to improve the performance of KBC algorithms through data augmentation, commonly through various levels of connection with unstructured text. Socher et al. (2013), for example, use pre-trained word embeddings to initialize their entity embeddings. Xie et al. (2016) make use of an encoder that generates an embedding given a description of the entity, and they show that their approach generalizes even to previously unseen entities. Yao et al. (2019) make use of a large-scale pre-trained transformer model to classify whether a fact is true. They rely on costly pre-training and do not generate embeddings for entities that could be used to incorporate background knowledge into natural language understanding systems (Zhang et al., 2019).

Previous attempts at open knowledge base completion are tied to existing work on the canonicalization of knowledge bases. To canonicalize open knowledge bases, automatic canonicaliza-

tion tools cluster entities using manually defined features (Galárraga et al., 2014) or by finding additional information from external knowledge sources (Vashishth et al., 2018). Gupta et al. (2019) use clusters obtained with these tools to augment entity embeddings for KBC. We note that Gupta et al. (2019) use RNN-based encoders to encode relations, but not to encode entities. Broscheit et al. (2020), on the other hand, introduce a model with RNN-based encoders for both entities and relations, similarly to our approach, however, they do not transfer beyond the introduced *OlpBench* dataset. Finally, Chandrahas and Talukdar (2021) use both KB canonicalization tools and large-scale pre-trained model BERT, combining their predictions to make a more informed decision.

The development of methods that improve predictions of KBC algorithms through data augmentation or transfer is tied to the advances in OIE and KBC methods. However, these are beyond the scope of this project; see the works by Niklaus et al. (2018) and Ruffinelli et al. (2020) for an overview.

6 Summary and Outlook

In this work, we have introduced a novel approach to transfer learning between various knowledge base completion datasets. The main strength of the introduced method is the ability to benefit from pre-training on uncanonicalized knowledge bases, constructed from facts, collected from unstructured text. Scaling the introduced method up would let us train large-scale pre-trained models that have already shown to be incredibly successful in natural language processing. We tested our method on 5 different datasets, showing that pre-training improves the performance of models. Pre-training turned out to be particularly beneficial on small-scale datasets, where we were able to obtain the most significant gains, e.g., 6% absolute increase of MRR and 65% decrease of MR over the previously best method on ReVerb20K, despite not relying on large pre-trained models like BERT. There are several directions of future work, such as scaling of pre-training to larger models and datasets and investigating the impact of the encoder architecture.

Acknowledgments

The authors would like to thank Ralph Abboud for his helpful comments on the paper manuscript. This work was supported by the Alan Turing Institute under the EPSRC grant

EP/N510129/1, the AXA Research Fund, the ESRC grant “Unlocking the Potential of AI for English Law”, and the EPSRC Studentship OUCS/EPSC-NPIF/VK/1123106. We also acknowledge the use of the EPSRC-funded Tier 2 facility JADE (EP/P020275/1) and GPU computing support by Scan Computers International Ltd.

References

- Ralph Abboud, İsmail İlkan Ceylan, Thomas Lukasiewicz, and Tommaso Salvatori. 2020. BoxE: A box embedding model for knowledge base completion. In *Proceedings of NeurIPS 34*.
- Ivana Balažević, Carl Allen, and Timothy M. Hospedales. 2019. TUCKER: Tensor factorization for knowledge graph completion. In *Proceedings of the 2019 EMNLP*.
- Antoine Bordes, Nicolas Usunier, Alberto Garcia-Duran, Jason Weston, and Oksana Yakhnenko. 2013. [Translating embeddings for modeling multi-relational data](#). In *Proceedings of NIPS 26*.
- Samuel Broscheit, Kiril Gashteovski, Yanjie Wang, and Rainer Gemulla. 2020. [Can we predict new facts with open knowledge graph embeddings? A benchmark for open link prediction](#). In *Proceedings of the 58th ACL*.
- Joan Bruna, Wojciech Zaremba, Arthur Szlam, and Yann Lecun. 2014. Spectral networks and locally connected networks on graphs. In *Proceedings of the 3rd ICLR*.
- Chandrahas and Partha Pratim Talukdar. 2021. OKGIT: Open knowledge graph link prediction with implicit types. In *Proceedings of the 59th ACL*.
- Kyunghyun Cho, Bart van Merriënboer, Çağlar Gülçehre, Dzmitry Bahdanau, Fethi Bougares, Holger Schwenk, and Yoshua Bengio. 2014. Learning phrase representations using RNN encoder-decoder for statistical machine translation. In *Proceedings of the 2014 EMNLP*.
- Tim Dettmers, Minervini Pasquale, Stenectorp Pontus, and Sebastian Riedel. 2018. Convolutional 2D knowledge graph embeddings. In *Proceedings of the 32th AAAI*, pages 1811–1818.
- Anthony Fader, Stephen Soderland, and Oren Etzioni. 2011. [Identifying relations for open information extraction](#). In *Proceedings of the 2011 EMNLP*.
- Luis Galárraga, Jeremy Heitz, Kevin Murphy, and Fabian M. Suchanek. 2014. Canonicalizing open knowledge bases. In *Proceedings of the 23rd CIKM*.
- Swapnil Gupta, Sreyash Kenkre, and Partha Talukdar. 2019. CaRe: Open knowledge graph embeddings. In *Proceedings of the 2019 EMNLP*.

- Patrick Hohenecker, Frank Mtumbuka, Vid Kocijan, and Thomas Lukasiewicz. 2020. [Systematic comparison of neural architectures and training approaches for open information extraction](#). In *Proceedings of the 2020 EMNLP*.
- Diederik P. Kingma and Jimmy Ba. 2015. Adam: A method for stochastic optimization. In *Proceedings of 3rd ICLR*.
- Timothee Lacroix, Nicolas Usunier, and Guillaume Obozinski. 2018. Canonical tensor decomposition for knowledge base completion. In *Proceedings of the 35th ICML*.
- Adam Lerer, Ledell Wu, Jiajun Shen, Timothee Lacroix, Luca Wehrstedt, Abhijit Bose, and Alex Peysakhovich. 2019. PyTorch-BigGraph: A large-scale graph embedding system. In *Proceedings of the 2nd SysML Conference*.
- VMojtaba Nayyeri, Sahar Vahdati, Can Aykul, and Jens Lehmann. 2021. 5* knowledge graph embeddings with projective transformations. In *Proceedings of the 35th AAAI*.
- Christina Niklaus, Matthias Cetto, André Freitas, and Siegfried Handschuh. 2018. [A survey on open information extraction](#). In *Proceedings of the 27th COLING*.
- Jeffrey Pennington, Richard Socher, and Christopher D. Manning. 2014. GloVe: Global vectors for word representation. In *Proceedings of the 2014 EMNLP*.
- Fabio Petroni, Tim Rocktäschel, Sebastian Riedel, Patrick Lewis, Anton Bakhtin, Yuxiang Wu, and Alexander Miller. 2019. [Language models as knowledge bases?](#) In *Proceedings of the 2019 EMNLP-IJCNLP*.
- Daniel Ruffinelli, Samuel Broscheit, and Rainer Gemulla. 2020. [You CAN teach an old dog new tricks! On training knowledge graph embeddings](#). In *Proceedings of 9th ICLR*.
- Richard Socher, Danqi Chen, Christopher D. Manning, and Andrew Ng. 2013. [Reasoning with neural tensor networks for knowledge base completion](#). In *Proceedings of NIPS*.
- Gabriel Stanovsky, Julian Michael, Luke Zettlemoyer, and Ido Dagan. 2018. [Supervised open information extraction](#). In *Proceedings of the 2018 NAACL*.
- Kristina Toutanova, Danqi Chen, Patrick Pantel, Hoi-fung Poon, Pallavi Choudhury, and Michael Gamon. 2015. Representing text for joint embedding of text and knowledge bases. In *Proceedings of the 2015 EMNLP*.
- Théo Trouillon, Christopher R. Dance, Éric Gaussier, Johannes Welbl, Sebastian Riedel, and Guillaume Bouchard. 2017. Knowledge graph completion via complex tensor factorization. *J. Mach. Learn. Res.*, 18(1):4735–4772.
- Shikhar Vashishth, Prince Jain, and Partha Talukdar. 2018. CESI: Canonicalizing open knowledge bases using embeddings and side information. In *Proceedings of the 2018 WWW*.
- Petar Veličković, Guillem Cucurull, Arantxa Casanova, Adriana Romero, Pietro Liò, and Yoshua Bengio. 2017. Graph attention networks. *Proceedings of the 6th ICLR*.
- Zhen Wang, Jianwen Zhang, Jianlin Feng, and Zheng Chen. 2014. Knowledge graph embedding by translating on hyperplanes. In *Proceedings of the 28th AAAI*.
- Ruobing Xie, Zhiyuan Liu, Jia Jia, Huanbo Luan, and Maosong Sun. 2016. Representation learning of knowledge graphs with entity descriptions. In *Proceedings of the 30th AAAI*.
- Liang Yao, Chengsheng Mao, and Yuan Luo. 2019. KG-BERT: BERT for knowledge graph completion. arXiv preprint 1909.03193.
- Zhanqiu Zhang, Jianyu Cai, and Jie Wang. 2020. Duality-induced regularizer for tensor factorization based knowledge graph completion. In *Proceedings of NeurIPS 34*.
- Zhengyan Zhang, Xu Han, Zhiyuan Liu, Xin Jiang, Maosong Sun, and Qun Liu. 2019. [ERNIE: Enhanced language representation with informative entities](#). In *Proceedings of the 57th ACL*.

A Metrics

This section contains a formal description of the metrics that were used to score the models. Let $\langle h, r, t \rangle$ be some test triple. Given $\langle h, r, ? \rangle$, the model is used to rank all entities in the knowledge base from the most suitable to the least suitable tail, so that the entity no. 1 is the most likely tail according to the model. All ranks are reported in the “filtered setting”, which means that all other known correct answers, other than t , are removed from this list to reduce noise. Let r_t be the position or rank of the correct tail in this list. In ReVerb20K and ReVerb45K, there may be entities from the same cluster as t , equivalent to t . In this case, r_t is the lowest of their ranks. The *reciprocal rank* of an example is then defined as $\frac{1}{r_t}$. The same process is repeated with the input $\langle ?, r, t \rangle$ and the head entity.

The *mean rank (MR)* of the model is the average of all ranks across all test examples, both heads and tails. The *mean reciprocal rank (MRR)* is the average of all reciprocal ranks, both heads and tails. The *Hits@N* metric tells us how often the rank was smaller or equal to N . The related literature most commonly uses 1, 3, and 10 for values of N , however, 5, 30, and 50 are also occasionally reported.

B Detailed Experimental Setup

Following Ruffinelli et al. (2020), we use 1-N scoring for negative sampling and cross-entropy loss for all models. The Adam optimizer (Kingma and Ba, 2015) was used to train the network. We follow Dettmers et al. (2018) and Balažević et al. (2019) with the placement of batch norm and dropout in ConvE and TuckER, respectively, however, we simplify the setup by always setting all dropout rates to the same value to reduce the hyperparameter space. To find the best hyperparameters, grid search is used for all experiments to exhaustively compare all options. Despite numerous simplifications, we find that our re-implementations of the baselines (non-pre-trained NoEncoder models) perform comparable to the original reported values. The experiments were performed on a DGX-1 cluster, using one Nvidia V100 GPU per experiment.

Pre-training setup. Pre-training was only done with GRU encoders, as discussed in Section 2.1. Due to the large number of entities in the pre-training set, 1-N sampling is only performed with negative examples from the same batch, and batches of size 4096 were used, follow-

ing Broscheit et al. (2020). The learning rate was selected from $\{1 \cdot 10^{-4}, 3 \cdot 10^{-4}\}$, while the dropout rate was selected from $\{0.2, 0.3\}$ for ConvE and $\{0.3, 0.4\}$ for TuckER. For 5*E, the dropout rate was not used, but N3 regularization was (Lacroix et al., 2018), its weight selected from $\{0.1, 0.03\}$. For TuckER, models with embedding dimensions 100, 200, and 300 were trained. We saved the best model of each dimension for fine-tuning. For ConvE, models with embedding dimensions 300 and 500 were trained, and the best model for each dimension was saved for fine-tuning. Following Gupta et al. (2019), we use a single 2d convolution layer with 32 channels and 3×3 kernel size. When the dimension of entities and relations is 300, they were reshaped into 15×20 inputs, while the 20×25 input shapes were used for the 500-dimensional embeddings. For 5*E, models with embedding dimensions 200 and 500 were trained, and the best model for each dimension was saved for fine-tuning. Following Broscheit et al. (2020), we trained each model for 100 epochs. Testing on the validation set is performed each 20 epochs, and the model with the best overall mean reciprocal rank (MRR) is selected.

Fine-tuning setup. Fine-tuning is performed in the same way as the pre-training, however, the models were trained for 500 epochs, and a larger hyperparameter space was considered. More specifically, the learning rate was selected from $\{3 \cdot 10^{-5}, 1 \cdot 10^{-4}, 3 \cdot 10^{-4}\}$. The dropout rate was selected from $\{0.2, 0.3\}$ for ConvE and $\{0.3, 0.4\}$ for TuckER. The weight of N3 regularization for the 5*E models was selected from $\{0.3, 0.1, 0.03\}$. The batch size was selected from $\{512, 1024, 2048, 4096\}$. The same embedding dimensions as for pre-training were considered.

C Full Results

This appendix contains detailed information on the best performance of all models. Table 6 contains the detailed information on the performance of the best models both on validation and test sets of the datasets. Table 7 includes information on the best hyperparameter setups and approximate training times. Note that the given times are approximate and are strongly affected by the selection of the hyperparameters as well as external factors.

		OlpBench validation									OlpBench test								
Model	Pre-trained?	MR	MRR	H@1	H@3	H@5	H@10	H@30	H@50	MR	MRR	H@1	H@3	H@5	H@10	H@30	H@50		
GRU_TUCKER	no	55.6K	.058	.0333	.060	.076	.104	.163	.195	57.2K	.053	.029	.054	.070	.097	.155	.189		
GRU_CONVE	no	57.6K	.047	.025	.048	.063	.090	.147	.179	57.2K	.045	.022	.047	.060	.086	.140	.173		
GRU_5*E	no	60.1K	.060	.034	.061	.078	.109	.171	.205	59.9K	.055	.030	.056	.075	.101	.160	.194		

		ReVerb20K validation									ReVerb20K test								
Model	Pre-trained?	MR	MRR	H@1	H@3	H@5	H@10	H@30	H@50	MR	MRR	H@1	H@3	H@5	H@10	H@30	H@50		
NoENCODER_TUCKER	no	2532	.196	.160	.207	.230	.265	.318	.352	2611	.196	.157	.212	.236	.267	.332	.362		
	yes	354	.367	.283	.400	.457	.529	.646	.702	303	.367	.295	.412	.466	.540	.659	.714		
NoENCODER_CONVE	no	1376	.279	.233	.301	.329	.364	.423	.458	1419	.282	.227	.308	.338	.380	.442	.475		
	yes	292	.392	.312	.423	.477	.546	.658	.706	227	.400	.313	.440	.491	.568	.680	.729		
NoENCODER_5*E	no	2213	.230	.180	.243	.279	.325	.421	.468	2301	.228	.174	.243	.278	.334	.429	.473		
	yes	773	.249	.194	.263	.299	.353	.466	.528	780	.249	.191	.264	.302	.363	.471	.532		
GRU_TUCKER	no	646	.344	.277	.366	.409	.470	.564	.609	598	.357	.283	.391	.434	.493	.594	.639		
	yes	283	.386	.305	.416	.465	.543	.660	.707	245	.397	.315	.429	.485	.558	.674	.720		
GRU_CONVE	no	333	.377	.305	.405	.447	.516	.635	.683	334	.387	.305	.421	.471	.540	.648	.690		
	yes	229	.397	.317	.428	.477	.554	.671	.726	184	.409	.326	.442	.499	.573	.687	.737		
GRU_5*E	no	430	.379	.302	.411	.454	.523	.639	.685	395	.390	.311	.422	.475	.546	.650	.697		
	yes	243	.404	.318	.440	.492	.569	.690	.747	202	.417	.330	.455	.512	.586	.701	.748		

		ReVerb45K validation									ReVerb45K test								
Model	Pre-trained?	MR	MRR	H@1	H@3	H@5	H@10	H@30	H@50	MR	MRR	H@1	H@3	H@5	H@10	H@30	H@50		
NoENCODER_TUCKER	no	5097	.094	.077	.097	.109	.126	.160	.177	5135	.103	.088	.106	.116	.131	.164	.182		
	yes	839	.305	.228	.335	.386	.453	.559	.610	780	.299	.220	.332	.386	.453	.557	.607		
NoENCODER_CONVE	no	2741	.235	.180	.262	.293	.336	.406	.436	2690	.232	.179	.256	.288	.333	.400	.434		
	yes	632	.353	.274	.384	.438	.506	.611	.662	666	.345	.267	.378	.432	.500	.601	.644		
NoENCODER_5*E	no	3653	.148	.116	.151	.174	.210	.289	.324	3460	.152	.123	.152	.174	.212	.289	.327		
	yes	3233	.187	.151	.195	.222	.258	.320	.349	3279	.189	.153	.198	.224	.261	.325	.357		
GRU_TUCKER	no	1386	.304	.242	.330	.369	.423	.504	.545	1398	.302	.242	.323	.365	.420	.506	.546		
	yes	761	.336	.263	.368	.413	.473	.570	.613	706	.331	.258	.359	.412	.477	.575	.618		
GRU_CONVE	no	776	.351	.273	.387	.437	.501	.593	.631	824	.343	.268	.374	.424	.488	.584	.626		
	yes	584	.364	.285	.400	.452	.518	.620	.665	600	.357	.277	.393	.444	.509	.607	.651		
GRU_5*E	no	843	.362	.287	.394	.446	.511	.607	.649	836	.357	.278	.394	.443	.508	.605	.647		
	yes	603	.385	.305	.421	.474	.542	.642	.683	596	.382	.302	.416	.467	.537	.636	.676		

		FB15K237 validation									FB15K237 test								
Model	Pre-trained?	MR	MRR	H@1	H@3	H@5	H@10	H@30	H@50	MR	MRR	H@1	H@3	H@5	H@10	H@30	H@50		
NoENCODER_TUCKER	no	160	.366	.276	.399	.464	.547	.675	.727	166	.358	.265	.393	.458	.545	.669	.725		
	yes	142	.369	.277	.403	.468	.555	.680	.732	151	.363	.269	.398	.464	.550	.678	.733		
NoENCODER_CONVE	no	200	.326	.238	.356	.419	.508	.634	.690	212	.320	.230	.351	.417	.504	.634	.690		
	yes	189	.332	.242	.363	.428	.513	.647	.703	200	.325	.233	.355	.421	.510	.645	.703		
NoENCODER_5*E	no	144	.358	.267	.393	.456	.542	.670	.723	152	.353	.260	.389	.454	.539	.666	.721		
	yes	137	.362	.270	.398	.462	.548	.672	.727	143	.357	.264	.393	.459	.544	.670	.727		
GRU_TUCKER	no	137	.355	.262	.391	.454	.539	.671	.724	144	.350	.256	.386	.451	.538	.666	.723		
	yes	137	.357	.264	.393	.454	.542	.670	.726	143	.354	.260	.391	.453	.538	.668	.724		
GRU_CONVE	no	161	.340	.249	.372	.433	.521	.653	.708	166	.334	.242	.368	.431	.519	.650	.705		
	yes	151	.331	.241	.361	.423	.515	.652	.708	157	.327	.237	.359	.422	.513	.646	.704		
GRU_5*E	no	145	.351	.256	.387	.453	.540	.669	.725	150	.345	.249	.380	.449	.536	.667	.725		
	yes	143	.351	.257	.386	.451	.537	.667	.722	145	.348	.254	.384	.450	.536	.666	.720		

		WN18RR validation									WN18RR test								
Model	Pre-trained?	MR	MRR	H@1	H@3	H@5	H@10	H@30	H@50	MR	MRR	H@1	H@3	H@5	H@10	H@30	H@50		
NoENCODER_TUCKER	no	3701	.469	.437	.483	.499	.524	.571	.595	4097	.468	.435	.483	.502	.528	.576	.595		
	yes	3332	.470	.439	.479	.500	.529	.583	.604	3456	.467	.434	.480	.500	.529	.583	.604		
NoENCODER_CONVE	no	6337	.429	.403	.437	.455	.479	.512	.530	6455	.429	.404	.440	.455	.479	.512	.530		
	yes	5678	.433	.407	.442	.460	.483	.523	.542	5793	.435	.408	.444	.461	.486	.527	.545		
NoENCODER_5*E	no	2527	.492	.450	.505	.531	.574	.649	.680	2450	.492	.448	.507	.534	.583	.652	.680		
	yes	2576	.492	.450	.501	.528	.575	.651	.680	2636	.492	.450	.504	.533	.582	.652	.683		
GRU_TUCKER	no	3201	.456	.428	.464	.484	.506	.553	.574	3262	.456	.429	.465	.483	.505	.551	.573		
	yes	2637	.457	.422	.469	.490	.523	.579	.609	2790	.455	.418	.469	.494	.524	.577	.600		
GRU_CONVE	no	4376	.431	.407	.439	.456	.477	.518	.538	4474	.428	.402	.438	.455	.474	.512	.533		
	yes	5983	.400	.376	.410	.422	.444	.475	.493	6128	.399	.375	.409	.423	.441	.473	.491		
GRU_5*E	no	2444	.456	.418	.463	.492	.533	.598	.629	2545	.452	.413	.462	.489	.527	.595	.629		
	yes	2971	.426	.388	.440	.464	.494	.548	.575	3068	.420	.379	.437	.459	.488	.547	.573		

Table 6: Full results on both validation and test set of all datasets. In addition to the metrics reported in the paper, we also report H@N for $N \in \{1, 3, 5, 10, 30, 50\}$, which appeared in related work. The best value in each column is written in **bold**.

		OlpBench					
Model	Pre-trained?	dimension	learning rate	batch	dropout	N3 weight	time
GRU_TUCKER	no	300	$1 \cdot 10^{-4}$	4096	0.3	–	5 days
GRU_CONVE	no	500	$1 \cdot 10^{-4}$	4096	0.2	–	5 days
GRU_5★E	no	500	$1 \cdot 10^{-4}$	4096	–	0.03	12 days

		ReVerb20K					
Model	Pre-trained?	dimension	learning rate	batch	dropout	N3 weight	time
NOENCODER_TUCKER	no	300	$3 \cdot 10^{-5}$	512	0.4	–	30 min
	yes	300	$3 \cdot 10^{-4}$	512	0.3	–	30 min
NOENCODER_CONVE	no	300	$3 \cdot 10^{-4}$	1024	0.3	–	30 min
	yes	500	$1 \cdot 10^{-4}$	512	0.2	–	30 min
NOENCODER_5★E	no	200	$1 \cdot 10^{-3}$	512	–	0.3	30 min
	yes	500	$3 \cdot 10^{-4}$	512	–	0.03	30 min
GRU_TUCKER	no	300	$3 \cdot 10^{-3}$	1024	0.4	–	30 min
	yes	300	$3 \cdot 10^{-5}$	2048	0.4	–	30 min
GRU_CONVE	no	300	$3 \cdot 10^{-5}$	512	0.3	–	30 min
	yes	500	$3 \cdot 10^{-5}$	512	0.3	–	30 min
GRU_5★E	no	200	$3 \cdot 10^{-4}$	2048	–	0.1	30 min
	yes	500	$1 \cdot 10^{-4}$	1024	–	0.1	30 min

		ReVerb45K					
Model	Pre-trained?	dimension	learning rate	batch	dropout	N3 weight	time
NOENCODER_TUCKER	no	100	$1 \cdot 10^{-3}$	512	0.4	–	2.5h
	yes	300	$3 \cdot 10^{-4}$	4096	0.3	–	2.5h
NOENCODER_CONVE	no	300	$3 \cdot 10^{-4}$	512	0.3	–	2h
	yes	500	$1 \cdot 10^{-4}$	2048	0.3	–	2.5h
NOENCODER_5★E	no	200	$1 \cdot 10^{-3}$	2048	–	0.3	3h
	yes	200	$1 \cdot 10^{-4}$	512	–	0.1	3h
GRU_TUCKER	no	300	$1 \cdot 10^{-3}$	512	0.4	–	3h
	yes	300	$3 \cdot 10^{-4}$	2048	0.4	–	3h
GRU_CONVE	no	300	$1 \cdot 10^{-4}$	4096	0.3	–	2h
	yes	500	$3 \cdot 10^{-4}$	2048	0.3	–	2.5h
GRU_5★E	no	500	$3 \cdot 10^{-4}$	1024	–	0.03	3h
	yes	500	$3 \cdot 10^{-4}$	2048	–	0.1	3h

		FB15K237					
Model	Pre-trained?	dimension	learning rate	batch	dropout	N3 weight	time
NOENCODER_TUCKER	no	200	$3 \cdot 10^{-4}$	1024	0.4	–	9.5h
	yes	300	$3 \cdot 10^{-5}$	2048	0.4	–	9.5h
NOENCODER_CONVE	no	300	$3 \cdot 10^{-4}$	2048	0.3	–	8.5h
	yes	500	$3 \cdot 10^{-4}$	512	0.3	–	9h
NOENCODER_5★E	no	500	$1 \cdot 10^{-4}$	512	–	0.3	12h
	yes	500	$1 \cdot 10^{-4}$	512	–	0.3	12h
GRU_TUCKER	no	100	$3 \cdot 10^{-4}$	512	0.4	–	13h
	yes	200	$1 \cdot 10^{-4}$	1024	0.4	–	13h
GRU_CONVE	no	300	$3 \cdot 10^{-4}$	512	0.3	–	11h
	yes	500	$3 \cdot 10^{-4}$	512	0.3	–	12h
GRU_5★E	no	500	$1 \cdot 10^{-4}$	1024	–	0.1	24h
	yes	500	$3 \cdot 10^{-4}$	512	–	0.1	24h

		WN18RR					
Model	Pre-trained?	dimension	learning rate	batch	dropout	N3 weight	time
NOENCODER_TUCKER	no	100	$1 \cdot 10^{-3}$	512	0.3	–	7.5h
	yes	100	$1 \cdot 10^{-3}$	512	0.3	–	7.5h
NOENCODER_CONVE	no	300	$1 \cdot 10^{-3}$	512	0.3	–	8h
	yes	300	$1 \cdot 10^{-3}$	512	0.3	–	8h
NOENCODER_5★E	no	200	$1 \cdot 10^{-3}$	512	–	0.3	8h
	yes	500	$1 \cdot 10^{-3}$	1024	–	0.3	8h
GRU_TUCKER	no	100	$1 \cdot 10^{-3}$	512	0.3	–	6h
	yes	100	$1 \cdot 10^{-3}$	1024	0.4	–	6h
GRU_CONVE	no	300	$1 \cdot 10^{-3}$	1024	0.3	–	8.5h
	yes	500	$1 \cdot 10^{-3}$	2048	0.3	–	8.5h
GRU_5★E	no	500	$3 \cdot 10^{-4}$	512	–	0.1	8.5h
	yes	500	$1 \cdot 10^{-3}$	1024	–	0.3	8.5h

Table 7: Best hyperparameter setups and training time of best models for all datasets.