

Weighing the Axion with Muon Haloscopy

N. Bray-Ali*

Department of Physical Sciences

Mount Saint Mary's University

Los Angeles, CA 90049

(Dated: March 30, 2022)

Axions in the local dark matter halo of the galaxy collide with virtual photons dressing the electromagnetic vertex of the muon. The collisions shift the muon magnetic moment $a_\mu = (g_\mu - 2)/2 \approx \alpha/(2\pi)$ in a way that scales with the four-dimensional volume of the muon beam and transforms like the axion under discrete space-time symmetries. The long-lived neutral K meson transforms in the same way and its two-pion decay amplitude gives axion density $\rho_A = (0.42 \pm 0.06) \text{ GeV/cm}^3$ that saturates the local halo density. The axion-photon coupling $g_{A\gamma\gamma} = (0.69 \pm 0.16) \times 10^{-10} \text{ GeV}^{-1}$ we obtain from the shift in a_μ is in modest tension (1.2σ) with the astrophysical value. The mass of the axion $m_A = (0.45 \pm 0.10) \text{ eV}/c^2$ gives the axion energy density $\Omega_A/\Omega_{\text{DM}} = 0.91 \pm 0.22$ close to saturation of the dark matter value provided there are $n_A/n_\gamma = 6$ axions for each photon in the cosmic microwave background. We give a symmetry argument for the ratio $n_A/n_\gamma = 6$ that implies the number of chiral fermions doubles above energy density $\Lambda_{CP}^4 = (3.21 \pm 0.06) \times 10^{-4} \text{ GeV}^4$ set by the symmetry breaking scale $\Lambda_{CP} = (0.1338 \pm 0.0006) \text{ GeV}$. Using the axion decay constant $f_A = (1.16 \pm 0.03) \times 10^7 \text{ GeV}$ obtained from setting $\Omega_A/\Omega_{\text{DM}} = 1$ and $n_A/n_\gamma = 6$, we correct for the shift in a_μ from axions, resolve the tension with measurements of a_μ at Fermilab and Brookhaven, and obtain the standard model value $a_\mu(\text{SM}) = (116\,591\,9.10 \pm 0.26) \times 10^{-9} \text{ (0.22 ppm)}$, a two-fold improvement in precision over the previous best estimate.

The axion A transforms like a neutral pion π^0 under the charge-conjugation C , space-inversion P , and time-reversal T symmetries of quantum electrodynamics[1]. The long-lived neutral meson $K_L \approx (K_0 - \bar{K}_0)/\sqrt{2}$ transforms the same way and collides with axions in the local dark matter halo of the galaxy to produce the CP -even two-pion final state first seen in 1964[2]. The amplitude for the process is

$$\epsilon_K = \sqrt{\frac{\rho_A V_{AK}}{\Gamma_K}}, \quad (1)$$

where, the axion energy density is ρ_A , the four-dimensional volume traced out by each K_L is V_{AK}/Γ_K , and the expression $K_L = 2^{-1/2}[(K_0 - \bar{K}_0) + \epsilon_K(K_0 + \bar{K}_0)]$ defines ϵ_K in terms of the CP -eigenstates $(K_0 \pm \bar{K}_0)/\sqrt{2}$. From Eq. (1) we find [3] the axion density $\rho_A = (0.42 \pm 0.06) \text{ GeV/cm}^3$ (this and all other uncertainties express 68% confidence intervals). This saturates the local halo density $\rho_H = (0.52^{+0.12}_{-0.17}) \text{ GeV/cm}^3$ [4]. Thus, at least locally, axions form the bulk of the dark matter[5].

To weigh the axion, we turn to precision measurements of the muon magnetic moment[6]. Axions in the local dark matter halo of the galaxy shift measurements of the muon magnetic moment a_μ and the leading order contribution a_μ^{HLO} from hadronic vacuum polarization in opposite directions (Figs. 1 and 2):

$$\begin{aligned} \frac{\Delta a_\mu}{a_\mu} &= g_{A\gamma\gamma} m_A \sqrt{\frac{\rho_A V_{A\mu} N_\mu}{\Gamma_\mu}} \\ \frac{\Delta a_\mu^{\text{HLO}}}{a_\mu^{\text{HLO}}} &= -\xi_{A\pi} \frac{m_\pi^2}{f_\pi^2} \sqrt{\frac{\rho_A V_{A\pi} N_\pi}{\Gamma_\pi}}, \end{aligned} \quad (2)$$

where, the axion has mass m_A , photon coupling $g_{A\gamma\gamma}$, and pion mixing ratio $\xi_{A\pi}$ [1]. The pion mass is $m_\pi =$

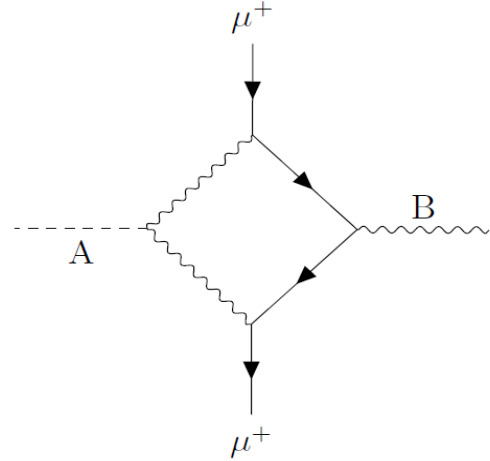


FIG. 1. **Principle of Muon Haloscopy** Halo axion A decays to photon pair and shifts the coupling of positive muon μ^+ with magnetic field B .

0.135 GeV, the pion decay constant is $f_\pi = 0.0923 \text{ GeV}$, and the fine-structure constant is $\alpha = e^2/(4\pi) \approx 1/137$ in units (which we use here and in what follows) where $\hbar = c = 1$ [7]. The haloscope parameters are the volumes $V_{A\mu}$ and $V_{A\pi}$, the number of muons N_μ and pions N_π at the start of haloscopy, the muon decay rate Γ_μ in the haloscope rest frame, and the bandwidth Γ_π of the pion haloscope[8]. We take the quark and gluon simulation value for a_μ^{HLO} [9] to set the effective zero point for measuring both shifts Δa_μ and $\Delta a_\mu^{\text{HLO}}$, since simulations probe four-volume $\sim 10^{-39} \text{ cm}^3/\text{GeV}^{-1}$ too small to give a significant haloscopic shift[10].

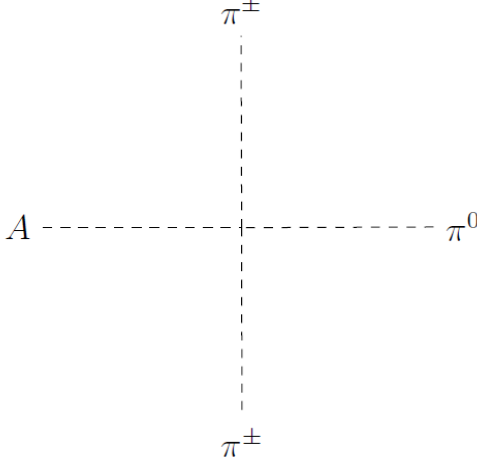


FIG. 2. **Principle of Pion Haloscopy** Halo axion A collides with charged pion π^\pm and converts to neutral pion π^0 .

Weighing the axion with muon haloscopy provides a quantitative check on the consistency of our interpretation (Fig. 3). Muons give $m_A g_{A\gamma\gamma}$ using Eq. (2) and pions give the axion-photon coupling using the relation[1]: $g_{A\gamma\gamma} f_\pi = \xi_{A\pi} \alpha / (2\pi)$. However, both results can be expressed in terms of the axion decay constant f_A by treating quark masses as small perturbations to the quark-gluon dynamics [1, 11]: $\xi_{A\pi} f_A = (0.76 \pm 0.04) f_\pi$ and $m_A f_A = (0.459 \pm 0.005) m_\pi f_\pi$. The value $f_A^\mu = (1.19 \pm 0.40) \times 10^7$ GeV from muons and $f_A^\pi = (1.38 \pm 0.44) \times 10^7$ GeV from pions are independent and in agreement. Combining the muon and pion results gives the decay constant $f_A = (1.28 \pm 0.29) \times 10^7$ GeV with which we can weigh the axion $m_A = (0.45 \pm 0.10)$ eV and find its coupling to photons $g_{A\gamma\gamma} = (0.69 \pm 0.16) \times 10^{-10}$ GeV $^{-1}$. The best available astrophysical estimate[12] uses globular clusters $g_{A\gamma\gamma}^{\text{GC}} = (0.45^{+0.12}_{-0.16}) \times 10^{-10}$ GeV $^{-1}$ and is in modest tension (1.2σ) with the haloscopic result[13].

To sharpen these results and test the haloscopic scaling laws in Eq. (1) and (2), we make the natural assumption that axions saturate not just the local dark matter halo of the galaxy, but also the dark matter density throughout the observable universe. Using the observed baryon to photon ratio $\eta = (6.085 \pm 0.090) \times 10^{-10}$ [14], we then get the ratio of axions to photons in terms of m_A :

$$\frac{n_A}{n_\gamma} = \eta \frac{m_B}{m_A} \frac{\Omega_A h^2}{\Omega_B h^2} \quad (3)$$

where, $m_B = 0.938$ GeV/ c^2 is the mass of the proton, and $\Omega_A h^2 = 0.1148 \pm 0.0019$, $\Omega_B h^2 = 0.02225 \pm 0.00033$ are the best available energy density parameters for dark matter and normal matter, respectively, within the standard cosmological model[14]. To proceed, we propose $n_A/n_\gamma = 6$ as the exact value, to which we return in a moment, and use Eq. (3) to weigh the axion giving

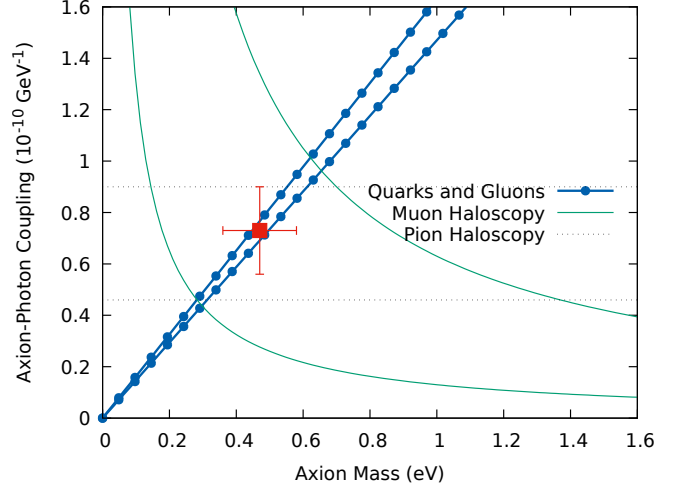


FIG. 3. **Weighing the Axion** [Color Online] Muon (green solid) and pion (grey dashed) haloscopy together with quark chromodynamics (blue dotted) define a narrow acceptance window for the axion-photon coupling $g_{A\gamma\gamma}$ and the axion mass m_A from which we estimate (red square) $m_A = (0.45 \pm 0.10)$ eV and $g_{A\gamma\gamma} = (0.69 \pm 0.16) \times 10^{-10}$ GeV $^{-1}$. All error bars reflect combined statistical and systematic uncertainties (68% confidence interval).

$m_A = (0.492 \pm 0.013)$ eV. The result is consistent with the value found with muon haloscopy but is eight times more precise. The increased precision allows a test (see Fig. 4[16]) of the proposed haloscopic scaling and yields the standard model value $a_\mu(\text{SM}) = (116\,591.9 \pm 0.26) \times 10^{-9}$ (0.22 ppm), a two-fold improvement in precision over the previous best estimate[15].

Before discussing current and future muon haloscope experiments, we come back to the exact value $n_A/n_\gamma = 6$ that we used to weigh the axion precisely. It is straightforward to check that the axion transforms in the same way as the following fermion bilinear[17]: $A_Q^P = i(Q_L^P \bar{Q}_R^{\bar{P}} - Q_R^P \bar{Q}_L^{\bar{P}})/\sqrt{2}$. Similarly, the photon transforms in the same way as $\gamma_H = \sum_{M,P} M_H^P \bar{M}_H^{\bar{P}}/\sqrt{18}$. Here, the chiral fermions M_H^P have helicity $H = \{L, R\}$, charge parity $P = \{0, 1\}$, and flavor $M = Q \cup L$ with quarks Q and charged leptons L . Remarkably, these expressions give the exact value $n_A/n_\gamma = |Q||P|/|H| = 6$, provided that axions of each kind A_Q^P and photons of each helicity γ_H are made in equal numbers in the early universe.

As we go back in time towards the Big Bang, the axion energy density scales[19] with the redshift $z = T/T_\gamma$ of the temperature T of the cosmic microwave background compared to the present value $T_\gamma = 2.7255 \pm 0.0006$ K[18]. Using the topological susceptibility[11] of the quark-gluon vacuum $\sqrt{\chi} = m_A f_A = (5.70 \pm 0.05) \times 10^{-3}$ GeV and the ratio $n_A/n_\gamma = 6$, we estimate the redshift $z_{CP} = (3.93 \pm 0.02) \times 10^{11}$ when the axion phase $\theta_A(z_{CP}) = \sqrt{\rho_A(z_{CP})/\chi} = \pi$ restores CP

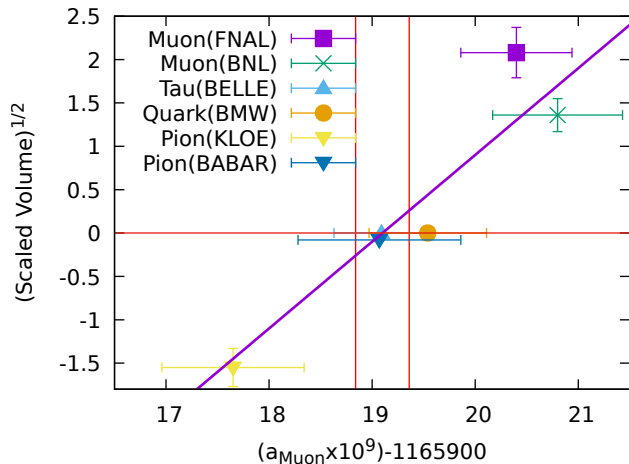


FIG. 4. **Muon Magnetic Moment** [Color Online] The scaled haloscope volume (right-hand side of Eq. (2)) is plotted as a function of the muon magnetic moment a_{μ} inferred from direct measurement (purple square, green x)[22] and calculated using the leading order hadronic vacuum polarization a_{μ}^{HLO} from semi-leptonic tau decay (green triangle)[15], lattice simulation (blue circle)[26], and electron-positron annihilation (orange/dark inverted triangle) with KLOE and (yellow/light inverted triangle) BABAR. The slope of the expected scaling law (purple diagonal line) is fixed by the axion energy density $\rho_A = (0.42 \pm 0.06) \text{ GeV/cm}^3$ from Eq. (1). Fitting the intercept of the line at zero haloscope volume gives the standard model value (red horizontal and vertical lines): $a_{\mu}(\text{SM}) = (116\,591.9 \pm 0.26) \times 10^{-9}$ (0.22 ppm), a two-fold improvement in precision over the previous best estimate[15]. All error bars reflect combined statistical and systematic uncertainties (68% confidence interval).

symmetry[1]. The corresponding energy scale $\Lambda_{CP} = \sqrt{\pi m_A f_A} = (0.1338 \pm 0.0006) \text{ GeV}$ is close to the chiral symmetry breaking scale[20], suggesting that the number of chiral fermions doubles at energy densities exceeding $\Lambda_{CP}^4 = (3.21 \pm 0.06) \times 10^{-4} \text{ GeV}^4$ [21].

The current tension between muon and pion haloscopy $\Delta a_{\mu} + |\Delta a_{\mu}^{\pi\pi}| = (25.1 \pm 5.9) \times 10^{-10}$ sits at 4.2σ , just shy of the 5.0σ threshold for discovery of a new phenomenon[15, 22]. To cross the threshold at the current level of precision, it is enough to boost Δa_{μ} by 30 per cent by pushing the area of the beam to $\pi\sigma_x\sigma_y = 12 \text{ cm}^2$ [29]. The axion shift of the muon moment $\Delta a_{\mu} \propto \sqrt{\sigma_x\sigma_y}$ scales with beam area and would reach the threshold for discovery in a single run at the 0.46 ppm level of precision achieved in Run-1 at Fermilab[22].

The pion haloscopic principle (Fig. 2) can be tested directly using electron-positron annihilation with center-of-mass energy around the ρ resonance at $\sqrt{s} = 0.77 \text{ GeV}$ that dominates a_{μ}^{HLO} [23]. A pion haloscope with large four-volume, such as the KLOE detector at the DAFNE collider, sees a deficit of $\pi^+\pi^-$ events in this energy range when compared to a haloscope with small four-volume,

such as, the BABAR detector at the PEP-II collider[15]. By the haloscopic principle (Fig. 2), there must be a corresponding excess of $\pi^+\pi^-\pi^0$ events seen by KLOE compared to BABAR[24] in this energy range.

Under the discrete space-time symmetry CT , the axion contribution to the magnetic moment changes sign[1]. To check this at Fermilab, muons with the opposite charge must be injected on the opposite side of the ring while keeping the magnetic field fixed. Quantum electrodynamic and chromodynamic contributions to the magnetic moment are CT -even[6]. Comparing a CT pair of runs with the same beam area and precision as Run-1 would then give a 5.0σ change in a_{μ} .

The tensions between probes of the muon magnetic moment are due to axions which saturate the local dark matter halo of the galaxy. We resolve the tension by weighing the axion using muon haloscopy. A symmetry argument suggests that there are six axions per photon in the observable universe and that the number of chiral fermions doubles at energy densities corresponding to the symmetry breaking scale. Increasing the muon haloscopic volume can increase the tension beyond the threshold for discovery during the next runs at Fermilab. A pair of haloscopes with different volume, such as BABAR and KLOE, can test the haloscopic principle directly. Correcting for the axion shift, we find the standard model value for the muon magnetic moment with twice the precision of the best previous estimate.

* nbrayali@msmu.edu

- [1] R. D. Peccei, in *CP Violation*, edited by C. Jarlskog (World Scientific, 1989) pp. 536–537.
- [2] J. H. Christenson *et al.*, Phys. Rev. Lett. **13**, 138 (1964).
- [3] We take $\epsilon_K = (2.26 \pm 0.23) \times 10^{-3}$ from [2] and use the same source for the four-volume $V_{AK}/\Gamma_K = 4\pi^2 L^2 \hbar c / (pc)^2 = 1.23 \times 10^{-5} \text{ cm}^3/\text{GeV}$. Here, $L = 57 \text{ ft} = 1.74 \times 10^3 \text{ cm}$ is the distance traveled to the detector from the internal target where the K mesons are made, $\Gamma_K = \hbar c / L = 1.13 \times 10^{-17} \text{ GeV}$ is the bandwidth associated to the time-of-flight at nearly the speed of light, and $p = 1100 \text{ MeV}/c = 1.1 \text{ GeV}/c$ is the momentum of the K mesons.
- [4] E. I. Gates, *et al.*, Ap. J. **449**, L123 (1995).
- [5] The electric dipole moment \mathbf{d} and magnetic moment \mathbf{m} of any particle combine to give the scalar product $\mathbf{d} \cdot \mathbf{m}$ which transforms like the axion under discrete space-time symmetries. However, the neutron gives the best bound $\theta_A^n \leq 10^{-10}$ [7] on the CP -odd angle $\theta_A = \sqrt{\rho_A/\chi} = (3.15 \pm 0.22) \times 10^{-19}$, where, $\sqrt{\chi} = m_A f_A = (5.70 \pm 0.05) \times 10^{-3} \text{ GeV}$ is the topological susceptibility of the quark-gluon vacuum is [11].
- [6] F. Jegerlehner, *The Anomalous Magnetic Moment of the Muon*, 2nd ed. (Springer-Verlag, 2017).
- [7] Zyla *et al.*, PTEP **2020**, 083C01 (2020).
- [8] We take the muon haloscope parameters from Fermilab's E989 experiment[22] and the pion parameters from the

- KLOE detector at the DAFNE collider[25]. The volume of the muon haloscope is [22, 29, 33] $V_{A\mu} = 2\pi^2 R \sigma_x \sigma_y = 3.12 \times 10^4 \text{ cm}^3$, where, $R = 711 \text{ cm}$ is the radius of the central orbit of muons in the ring, $\sigma_x = 1.78 \text{ cm}$ is the radial width of the muon beam, and $\sigma_y = 1.25 \text{ cm}$ is the width of the beam along the magnetic field. The number of muons at the start of haloscopy is [22, 29]: $N_\mu = 0.408 N_0 e^{-t_{\text{fill}}/(\gamma\tau_\mu)} \approx 4340$, where, $N_0 \approx 6920$ is the number of muons in the ring at the start of the fill, and $t_{\text{fill}} \approx 30 \text{ } \mu\text{sec}$ is the time it takes to fill the ring. The muon decay rate in the haloscope rest frame is $\Gamma_\mu = \hbar/(\gamma_\mu \tau_\mu) = 1.20 \times 10^{-20} \text{ GeV}$, where, $\gamma_\mu \approx p_\mu/(m_\mu c) = 29.3$ is the muon time dilation factor, $p_\mu = 3.10 \text{ GeV}/c$ is the muon momentum, $m_\mu = 0.106 \text{ GeV}/c^2$ is the muon rest mass, and $\tau_\mu = 2.20 \text{ } \mu\text{sec}$ is the muon life-time in its rest frame[22]. Similarly, we find $V_{A\pi} = \sigma_x \sigma_y \sigma_z$ with $\sigma_x = 1.2 \text{ mm}$, $\sigma_y = 20 \text{ } \mu\text{m}$, $\sigma_z = 1.2 \text{ cm}$ [25]. The number of pions at the start of haloscopy is $N_\pi = 2(a_\mu^{\pi\pi}/\sigma_{a_\mu^{\pi\pi}}^{\text{stat}})^2 = 1.23 \times 10^5$ [34, 35]. The haloscope bandwidth is $\Gamma_\pi = \hbar c/\sigma_y$.
- [9] The haloscopic shift of the muon magnetic moment is $\Delta a_\mu = a_\mu(\text{Exp}) - a_\mu(\text{SM}) + a_\mu^{\text{HLO}}(\text{SM}) - a_\mu^{\text{HLO}}(\text{Lattice}) = (10.6 \pm 6.7) \times 10^{-10}$, where, $a_\mu(\text{Exp}) - a_\mu(\text{SM}) = (25.1 \pm 5.9) \times 10^{-10}$ is the shift of the world average muon measurement $a_\mu(\text{Exp})$ [22] from the Standard Model value $a_\mu(\text{SM})$ [15]. Here, $a_\mu^{\text{HLO}}(\text{SM}) = (693.1 \pm 4.0) \times 10^{-10}$ is the measured leading order hadronic vacuum polarization contribution to the muon magnetic moment[15, 23, 27, 28] and $a_\mu^{\text{HLO}}(\text{Lattice}) = (707.5 \pm 5.5) \times 10^{-10}$ is the corresponding simulation result found using quark chromodynamics[26]. Similarly, the haloscopic shift $\Delta a_\mu^{\text{HLO}} = a_\mu^{\text{HLO}}(\text{Exp}) - a_\mu^{\text{HLO}}(\text{Lattice}) = -(18.7 \pm 8.7) \times 10^{-10}$, where, we use the KLOE detector at the DAFNE collider experimental result[15, 27] for $a_\mu^{\text{HLO}}(\text{Exp}) = (688.6 \pm 6.7) \times 10^{-10}$.
- [10] For similar reasons, there is no significant haloscopic shift of $a_\mu^{\text{HLO}}(\tau)$ measured with the semi-leptonic decay of the τ lepton: $\tau \rightarrow \nu_\tau \pi^0 \pi^-$. In fact, $a_\mu^{\text{HLO}}(\tau) = (703.0 \pm 4.3) \times 10^{-10}$ [15] is in good agreement with the simulation result $a_\mu^{\text{HLO}}(\text{Lattice}) = (707.5 \pm 5.5) \times 10^{-10}$ [26]. The proposed muon haloscope at JPARC[36] similarly will see no significant haloscopic shift since the proposed four-volume is four million times smaller than that of the Fermilab haloscope. Finally, probes of the electron magnetic moment using a single electron in a magnetic bottle have small four-volume and show no significant haloscopic shift Δa_e [37]. However, we do find a significant positive shift $\Delta a_e^{\text{HLO}} \approx -(m_e/m_\mu)^2 \Delta a_\mu^{\text{HLO}} \approx 10^{-12}$ due to axion-induced excess π^0 production during elastic scattering measurements of the pion form-factor $F_\pi(Q^2)$ at small space-like momentum transfers Q (see Fig. 2 but with π^\pm now the virtual charged pions created by hadronic vacuum polarization during elastic scattering rather than electron-positron annihilation).
- [11] M. Gorghetto and G. Villadoro, JHEP **03**, 033 (2019).
- [12] A. Ayala *et al.*, Phys. Rev. Lett. **113**, 191302 (2014).
- [13] The tension is best expressed in terms of helium abundance Y . The axion-photon coupling $g_{A\gamma\gamma} = (0.76 \pm 0.05) \times 10^{-10} \text{ GeV}^{-1}$ inferred from the high precision axion mass $m_A = (0.492 \pm 0.013) \text{ eV}/c^2$ (see Eq. 2 and discussion below it) gives helium mass fraction $Y = 0.279 \pm 0.006$ in tension (3.7σ) with the value $Y_{\text{H-II}} = 0.254 \pm 0.003$ observed in gas left over after stars form (H-II regions)[12]. The tension rises to 5.3σ for the primordial helium abundance $Y_{\text{BB}} = 0.2472 \pm 0.0003$ calculated with “modern” versions of the classic big bang nucleosynthesis code[12]. However, the classic result $Y_{\text{BB}} \approx 0.28$ [18] roughly agrees with our estimate from globular clusters, as does the solar helium abundance $Y_\odot = 0.278 \pm 0.006$ found by A. Serenelli *et al.* Ap. J. **719**, 865 (2010).
- [14] G. Hinshaw *et al.*, Ap. J. Supp. Ser. **208**, 19 (2013).
- [15] T. Aoyama *et al.*, Phys. Rep. **887**, 1 (2020).
- [16] BNL: $N_\mu = 1290$, $\sigma_x = 2.10 \text{ cm}$, $\sigma_y = 1.53 \text{ cm}$. BABAR: $\sigma_x = 0.12 \text{ mm}$, $\sigma_y = \sigma_{\text{min}} = 5.6 \text{ } \mu\text{m}$, $\sigma_z = 0.9 \text{ cm}$ (*BABAR Physics Book*). Number of pions is $N_\pi = 2(a_\mu^{\pi\pi}/\sigma_{a_\mu^{\pi\pi}}^{\text{stat}})^2 = 1.10 \times 10^5$ using values from H. Aubert *et al.*, Phys. Rev. Lett. **103**, 231801 (2009). We calculate $a_\mu^{\text{HLO}}(\text{BABAR}) = (702.8 \pm 7.7) \times 10^{-10}$ from [15, 27].
- [17] The axion A_Q^P transforms as $CA_Q^P = -PA_Q^P = A_Q^P$ under charge conjugation C and parity P symmetries. Similarly, the photon γ_H transforms as $C\gamma_H = \gamma_H$, $P\gamma_H = \gamma_H$. These fix the form of the expressions for the axion and photon in terms of chiral fermions M_H^P which transform as $CM_H^P = \overline{M}_H^P$, $PM_H^P = M_H^P$ for $M = Q \cup L$.
- [18] J. Peebles, *Principles of Physical Cosmology* (Princeton University Press, 1993).
- [19] At redshifts smaller than $z_A = 0.832 m_A/kT_\gamma = (1.75 \pm 0.05) \times 10^3$, the axion kinetic energy is small compared to its rest mass, and the axion energy density scales $\rho_A(z) = \rho_A z^3$ like the volume of space[18]. For redshifts above z_A , the axion rest mass is small compared to its kinetic energy and we have light-like scaling $\rho_A(z) = \rho_A z^4/z_A$.
- [20] M. E. Peskin and D. V. Schroeder, *An Introduction to Quantum Field Theory* (Perseus, 1995).
- [21] For comparison, supernova progenitors are thought to reach density $\rho_{\text{SN}} \approx 1.7 \times 10^{-3} \text{ GeV}^4 = 5.3 \Lambda_{\text{QCD}}^4$, suggesting that quark and gluon field configurations with non-trivial topology[32] must play a crucial role in any viable supernova scenario. In fact, the value we find for the axion-nucleon coupling $g = (5.2 \pm 0.4) \times 10^{-7}$ using muon haloscopy excludes the standard core-collapse scenario for supernova which neglects such configurations[30, 31]. Axions with this value of g thermalize in the putative collapsed core of a supernova progenitor and radiate with greater luminosity than the electron anti-neutrino $\bar{\nu}_e$ luminosity ($\approx 10^{53} \text{ erg/sec}$) inferred from the observed $\bar{\nu}_e$ pulse of the 1987 supernova in the Large Magellanic Cloud[30, 31]. The core would thus cool faster than the time ($\approx 3 \text{ sec}$) it takes for the $\bar{\nu}_e$ pulse to form.
- [22] B. Abi *et al.*, Phys. Rev. Lett. **126**, 141801 (2021).
- [23] M. Davier *et al.*, Eur. Phys. J. C **80**, 241 (2020).
- [24] B. Aubert *et al.*, Phys. Rev. D **70** (2004).
- [25] F. Ambrosino *et al.*, Eur. Phys. J. C **47**, 589 (2006).
- [26] S. Borsanyi *et al.*, Nature **593**, 51 (2021).
- [27] G. Colangelo *et al.*, JHEP **02**, 006 (2019).
- [28] A. Keshavarzi *et al.*, Phys. Rev. D **101**, 014029 (2020).
- [29] T. Albahri *et al.*, Phys. Rev. Accel. Beams **24**, 044002 (2021).
- [30] M. S. Turner, Phys. Rev. Lett. **60**, 1797 (1988).
- [31] A. Burrowset al., Phys. Rev. D **39**, 1020 (1989).
- [32] A. Belavin *et al.*, Phys. Lett. B **59**, 85 (1975).
- [33] T. Albahri *et al.*, Phys. Rev. D **103**, 072002 (2021).
- [34] F. Ambrosino *et al.*, Phys. Lett. B **670**, 285 (2009).
- [35] D. Babusci *et al.*, Phys. Lett. B **720**, 336 (2013).
- [36] M. Abe *et al.*, PTEP **2019**, 053C02 (2019).
- [37] R. S. Van Dyck *et al.*, Phys. Rev. Lett. **59**, 26 (1987).