

Weighing the Axion with Muon Haloscopy

N. Bray-Ali*

Department of Physical Sciences

Mount Saint Mary's University

Los Angeles, CA 90049

(Dated: May 31, 2022)

Axions in the local dark matter halo of the galaxy collide with virtual photons dressing the electromagnetic vertex of the muon. The collisions shift the muon magnetic moment $a_\mu = (g_\mu - 2)/2 \approx \alpha/(2\pi)$ in a way that scales with the four-dimensional volume of the muon beam and transforms like the axion under discrete space-time symmetries. The axion energy density $\rho_A = (0.42 \pm 0.06)$ eV from muon haloscopy saturates the local halo energy density $\rho_H = (0.45 \pm 0.17)$ eV. The axion-photon coupling $g_{A\gamma\gamma} = (0.69 \pm 0.16) \times 10^{-10} \text{ GeV}^{-1}$ we obtain from the shift in a_μ agrees with the value $g_{A\gamma\gamma}^{\text{GC}} = (0.59 \pm 0.14) \times 10^{-10} \text{ GeV}^{-1}$ from globular clusters. The mass of the axion $m_A = (0.45 \pm 0.10) \text{ eV}/c^2$ gives axion density parameter $\Omega_A = 0.217 \pm 0.048$ which saturates the dark matter value $\Omega_{\text{DM}} = 0.2375 \pm 0.0085$ provided there are six axions in the observable universe for each photon in the cosmic microwave background. A symmetry argument for the ratio $n_A/n_\gamma = 6$ also shows that the number of chiral fermions doubles above energy density $\Lambda_{\text{CSB}}^4 = 8 \times 10^{-3} \text{ GeV}^4$ set by the chiral symmetry breaking energy scale $\Lambda_{\text{CSB}} = 0.3 \text{ GeV}$. Using the axion decay constant $f_A = (1.16 \pm 0.03) \times 10^7 \text{ GeV}$ obtained from setting $\Omega_A = \Omega_{\text{DM}}$ and $n_A/n_\gamma = 6$, we correct for the shift in a_μ from axions, resolve the tension with measurements of a_μ at Fermilab, and obtain the standard model value $a_\mu(\text{SM}) = (116\,591\,9.32 \pm 0.31) \times 10^{-9}$ (0.27 ppm) with a two-fold improvement in precision.

The axion A transforms like a neutral pion π^0 under the charge-conjugation C , space-inversion P , and time-reversal T symmetries of quantum electrodynamics[1]. The long-lived neutral meson $K_L \approx (K_0 - \bar{K}_0)/\sqrt{2}$ transforms the same way and collides with axions in the local dark matter halo of the galaxy to produce the CP -even two-pion final state first seen in 1964[2]. The amplitude for the process is

$$\epsilon_K = \sqrt{\frac{\rho_A V_{AK}}{\Gamma_K}}, \quad (1)$$

where, the axion energy density is ρ_A , the four-dimensional volume traced out by each K_L is V_{AK}/Γ_K , and the expression $K_L = 2^{-1/2}[(K_0 - \bar{K}_0) + \epsilon_K(K_0 + \bar{K}_0)]$ defines ϵ_K in terms of the CP -eigenstates $(K_0 \pm \bar{K}_0)/\sqrt{2}$. From Eq. (1) we find [3] the axion density $\rho_A = (0.42 \pm 0.06) \text{ GeV}/\text{cm}^3$. This saturates the local halo density $\rho_H = (0.45 \pm 0.17) \text{ GeV}/\text{cm}^3$ [4]. Thus, at least locally, axions form the bulk of the dark matter[5].

To weigh the axion, we turn to precision measurements of the muon magnetic moment[6]. Axions in the local dark matter halo of the galaxy shift the muon magnetic moment a_μ and its two-pion part $a_\mu^{\pi\pi}$ in opposite directions (Figs. 1 and 2):

$$\begin{aligned} \frac{\Delta a_\mu}{a_\mu} &= g_{A\gamma\gamma} m_A \sqrt{\frac{\rho_A V_{A\mu} N_\mu}{\Gamma_\mu}} \\ \frac{\Delta a_\mu^{\pi\pi}}{a_\mu^{\pi\pi}} &= -\xi_{A\pi} \frac{m_\pi^2}{f_\pi^2} \sqrt{\frac{\rho_A V_{A\pi} N_\pi}{\Gamma_\pi}}, \end{aligned} \quad (2)$$

where, the axion has mass m_A , photon coupling $g_{A\gamma\gamma}$, and pion mixing ratio $\xi_{A\pi}$ [1]. The pion mass is $m_\pi = 0.135 \text{ GeV}$, the pion decay constant is $f_\pi = 0.0923 \text{ GeV}$,

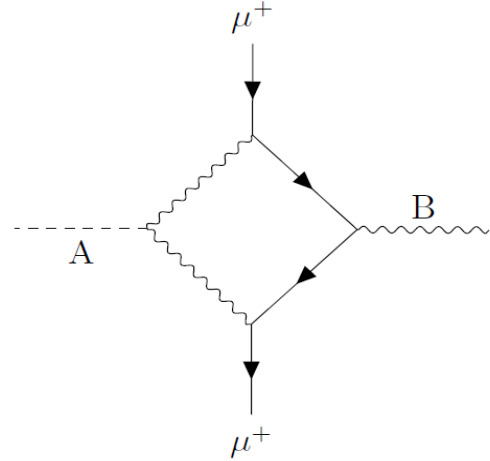


FIG. 1. **Principle of Muon Haloscopy** Halo axion A decays to photon pair and shifts the coupling of positive muon μ^+ with magnetic field B .

and the fine-structure constant is $\alpha = e^2/(4\pi) \approx 1/137$ in units where $\hbar = c = 1$ [7]. The haloscope parameters are the volumes $V_{A\mu}$ and $V_{A\pi}$, the number of muons N_μ and pions N_π at the start of haloscopy, the muon decay rate Γ_μ in the haloscope rest frame, and the bandwidth Γ_π of the pion haloscope[8]. We take the quark and gluon simulation value for $a_\mu^{\pi\pi}$ [9] as the effective zero point for measuring the shifts Δa_μ and $\Delta a_\mu^{\pi\pi}$, since simulations probe four-volume $\sim 10^{-39} \text{ cm}^3/\text{GeV}^{-1}$ too small to give a significant haloscopic shift[10].

Weighing the axion with muon haloscopy provides a quantitative check on the consistency of our interpreta-

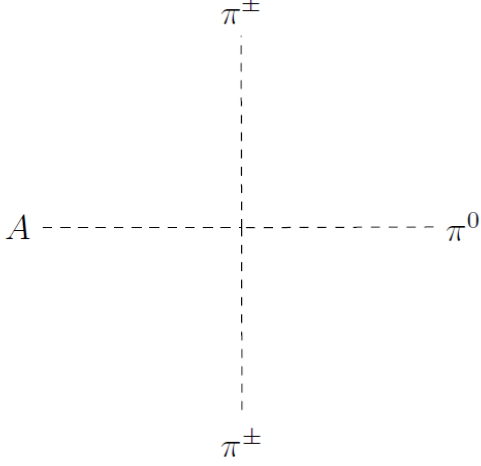


FIG. 2. **Principle of Pion Haloscopy** Halo axion A collides with charged pion π^\pm and converts to neutral pion π^0 .

tion (Fig. 3). Muons give $m_A g_{A\gamma\gamma}$ using Eq. (2) and pions give the axion-photon coupling using the relation[1]: $g_{A\gamma\gamma} f_\pi = \xi_{A\pi} \alpha / (2\pi)$. However, both results can be expressed in terms of the axion decay constant f_A by treating quark masses as small perturbations to the quark-gluon dynamics [1, 11]: $\xi_{A\pi} f_A = (0.76 \pm 0.04) f_\pi$ and $m_A f_A = (0.459 \pm 0.005) m_\pi f_\pi$. The value $f_A^\mu = (1.19 \pm 0.40) \times 10^7$ GeV from muons and $f_A^\pi = (1.38 \pm 0.44) \times 10^7$ GeV from pions are independent and in agreement. Combining the muon and pion results gives the decay constant $f_A = (1.28 \pm 0.29) \times 10^7$ GeV with which we can weigh the axion $m_A = (0.45 \pm 0.10)$ eV and find its coupling to photons $g_{A\gamma\gamma} = (0.69 \pm 0.16) \times 10^{-10}$ GeV $^{-1}$. The best available astrophysical estimate using globular clusters $g_{A\gamma\gamma}^{\text{GC}} = (0.59 \pm 0.14) \times 10^{-10}$ GeV $^{-1}$ agrees well with the haloscopic result[12].

To sharpen these results and test the haloscopic scaling laws in Eq. (1) and (2), we make the natural assumption that axions saturate not just the local dark matter halo of the galaxy, but also the dark matter density throughout the observable universe. Using the observed baryon to photon ratio $\eta = (6.085 \pm 0.090) \times 10^{-10}$ [13], we then get the ratio of axions to photons in terms of m_A :

$$\frac{n_A}{n_\gamma} = \eta \frac{m_B}{m_A} \frac{\Omega_A h^2}{\Omega_B h^2} \quad (3)$$

where, $m_B = 0.938$ GeV/ c^2 is the mass of the proton, and $\Omega_A h^2 = 0.1148 \pm 0.0019$, $\Omega_B h^2 = 0.02225 \pm 0.00033$ are the best available energy density parameters for dark matter and normal matter, respectively, within the standard cosmological model[13]. To proceed, we propose $n_A/n_\gamma = 6$ as the exact value, to which we return in a moment, and use Eq. (3) to weigh the axion giving $m_A = (0.492 \pm 0.013)$ eV. The result is consistent with the value found with muon haloscopy but is eight times

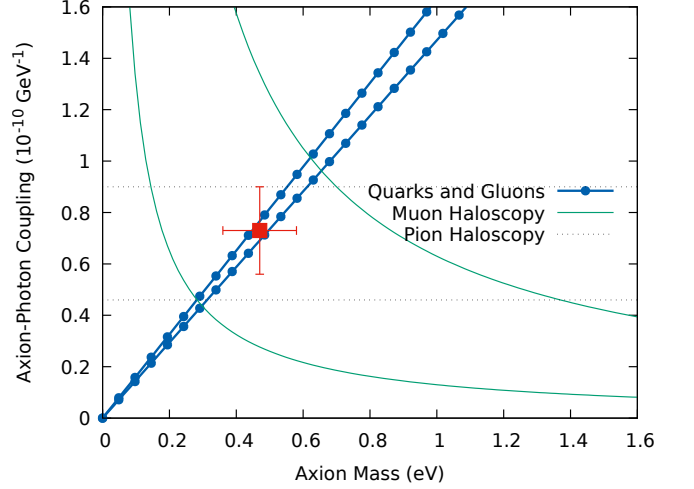


FIG. 3. **Weighing the Axion** [Color Online] Muon (green solid) and pion (grey dashed) haloscopy together with quark chromodynamics (blue dotted) define a narrow acceptance window for the axion-photon coupling $g_{A\gamma\gamma}$ and the axion mass m_A from which we estimate (red square) $m_A = (0.45 \pm 0.10)$ eV and $g_{A\gamma\gamma} = (0.69 \pm 0.16) \times 10^{-10}$ GeV $^{-1}$.

more precise. The increased precision allows a test (see Fig. 4) of the proposed haloscopic scaling and yields the standard model value $a_\mu(\text{SM}) = (116\,591\,9.32 \pm 0.31) \times 10^{-9}$ (0.27 ppm) with twice the precision of the best previous estimate[14].

Before discussing current and future muon haloscope experiments, we come back to the exact value $n_A/n_\gamma = 6$ that we used to weigh the axion precisely. It is straightforward to check that the axion transforms in the same way as the following fermion bilinear[15]: $A_Q^P = i(Q_L^P \bar{Q}_R^{\bar{P}} - Q_R^P \bar{Q}_L^{\bar{P}})/\sqrt{2}$. Similarly, the photon transforms in the same way as $\gamma_H = \sum_{M,P} M_H^P \bar{M}_H^{\bar{P}}/\sqrt{18}$. Here, the chiral fermions M_H^P have helicity $H = \{L, R\}$, charge parity $P = \{0, 1\}$, and flavor $M = Q \cup L$ with quarks Q and charged leptons L . Remarkably, these expressions give the exact value $n_A/n_\gamma = |Q||P|/|H| = 6$, provided that axions of each kind A_Q^P and photons of each helicity γ_H are made in equal numbers in the early universe.

As we go back in time towards the Big Bang[16], the axion energy density scales[17] with the redshift $z = T/T_\gamma$ of the temperature T of the cosmic microwave background compared to the present value $T_\gamma \approx 2.7$ K. Using the topological susceptibility[11] of the quark-gluon vacuum $\sqrt{\chi} = m_A f_A = (5.70 \pm 0.05) \times 10^{-3}$ GeV, we estimate the redshift $z_A = 1.3 \times 10^{12}$ when the axion phase $\theta_A(z_A) = \sqrt{\rho_A(z_A)}/\chi$ becomes of order one. The corresponding energy scale $\Lambda \approx \Lambda_{\text{CSB}} = 0.3$ GeV is very close to the chiral symmetry breaking scale[18], suggesting that the number of chiral fermions doubles at energy densities exceeding $\Lambda_{\text{CSB}}^4 = 8 \times 10^{-3}$ GeV[19].

The current tension between muon and pion haloscopy

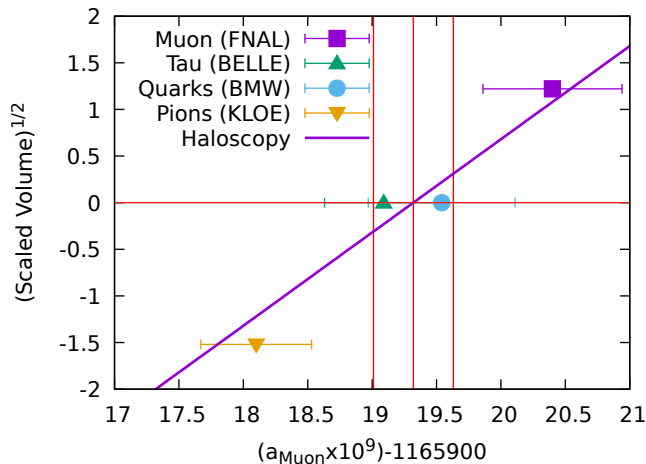


FIG. 4. **Muon Magnetic Moment** [Color Online] The scaled haloscope volume (right-hand side of Eq. (2)) is plotted as a function of the muon magnetic moment a_μ inferred from direct measurement (purple square)[20] and calculated using the leading order hadronic vacuum polarization a_μ^{HLO} from semi-leptonic tau decay (green triangle)[14], lattice simulation (blue circle)[24], and electron-positron annihilation (orange inverted triangle)[14]. The slope of the expected scaling law (purple diagonal line) is fixed by the axion energy density $\rho_A = (0.42 \pm 0.06) \text{ GeV/cm}^3$ from Eq. (1). Fitting the intercept of the line at zero haloscope volume gives the standard model value (red horizontal and vertical lines): $a_\mu(\text{SM}) = (116\,591\,9.32 \pm 0.31) \times 10^{-9}$ (0.27 ppm), a two-fold improvement in precision over the previous best estimate[14]. All error bars reflect combined statistical and systematic uncertainties (68% confidence interval).

$\Delta a_\mu + |\Delta a_\mu^{\pi\pi}| = (25.1 \pm 5.9) \times 10^{-10}$ sits at 4.2σ , just shy of the 5σ threshold for discovery of a new phenomenon[14, 20]. To cross the threshold at the current level of precision, it is enough to boost one of the signals by 40 per cent. One way to do that is to double the vertical width of the beam to $\sigma_y = 12 \text{ mm}$ [27]. The axion shift of the muon moment $\Delta a_\mu \propto \sqrt{\sigma_y}$ scales with beam-width and would reach the threshold for discovery in a single run at the 0.5 ppm level of precision achieved in Run-1 at Fermilab[20].

The inverse pion haloscopic effect (Fig. 1, with π^0 viewed as an incoming particle) can be seen with current pion haloscopes by tuning to the node in $\pi^+\pi^-$ production at energy $\sqrt{s} = 1.6 \text{ GeV}$ [21]. The node coincides with the $\rho''(1700)$ resonance for $\pi^+\pi^-\pi^0$ production[22]. A pion haloscope with large four-volume, such as the KLOE detector at the DAFNE collider, will see an excess of 2π events and a deficit of 3π events at this energy compared to haloscopes with small four-volume, such as, the BABAR detector at the PEP-II collider[22].

Under the discrete space-time symmetry CT , the axion contribution to the magnetic moment changes sign[1]. To check this at Fermilab, muons with the opposite charge

must be injected on the opposite side of the ring while keeping the magnetic field fixed. Quantum electrodynamic and chromodynamic contributions to the magnetic moment are CT -even[6]. Thus, the two-pion part $a_\mu^{\pi\pi}$, which is the main source of uncertainty[14] in the standard model value $a_\mu(\text{SM})$, cancels when we take the change in a_μ under CT -symmetry.

The tensions between probes of the muon magnetic moment are due to axions which saturate the local dark matter halo of the galaxy. We resolve the tension by weighing the axion using muon haloscopy. A symmetry argument suggests that there are six axions per photon in the observable universe and that the number of chiral fermions doubles at energy densities corresponding to the chiral symmetry breaking scale. Increasing the muon haloscopic volume can increase the tension beyond the threshold for discovery during the next run at Fermilab. A pair of haloscopes with different volume, such as BABAR and KLOE, can test the haloscopic principle directly. Correcting for the axion shift, we find the standard model value for the muon magnetic moment with twice the precision of the best previous estimate.

ACKNOWLEDGEMENTS

We thank U.-J. Wiese, M. Hoferichter, G. Colangelo, D. Stockinger, D. Hertzog, B. Lee Roberts, G. Venanzoni, A. Denig, D. Nomura, H. Nguyen, K. Blaum, S. Ulmer, and S. Haas for insightful correspondence and discussions.

* nbrayali@msmu.edu

- [1] R. D. Peccei, in *CP Violation*, edited by C. Jarlskog (World Scientific, 1989) pp. 536–537.
- [2] J. H. Christenson *et al.*, Phys. Rev. Lett. **13**, 138 (1964).
- [3] We take $\epsilon_K = (2.26 \pm 0.23) \times 10^{-3}$ from [2] and use the same source for the four-volume $V_{AK}/\Gamma_K = 4\pi^2 L^2 \hbar c / (pc)^2 = 1.23 \times 10^{-5} \text{ cm}^3/\text{GeV}$. Here, $L = 57 \text{ ft} = 1.74 \times 10^3 \text{ cm}$ is the distance traveled to the detector from the internal target where the K s are made, $\Gamma_K = \hbar c / L = 1.13 \times 10^{-17} \text{ GeV}$ is the bandwidth associated to the time-of-flight at nearly the speed of light, and $p = 1100 \text{ MeVc} = 1.1 \text{ GeVc}$ is the momentum of the K mesons.
- [4] E. I. Gates, *et al.*, Ap. J. **449**, L123 (1995).
- [5] The electric dipole moment \mathbf{d} and magnetic moment \mathbf{m} of any particle combine to give the scalar product $\mathbf{d} \cdot \mathbf{m}$ which transforms like the axion under discrete space-time symmetries. However, the neutron gives the best bound $\theta_A^n \leq 10^{-10}$ [7] on the CP -odd angle $\theta_A = \sqrt{\rho_A/\chi} = (3.15 \pm 0.22) \times 10^{-19}$, where, $\sqrt{\chi} = m_A f_A = (5.70 \pm 0.05) \times 10^{-3} \text{ GeV}$ is the topological susceptibility of the quark-gluon vacuum is [11].
- [6] F. Jegerlehner, *The Anomalous Magnetic Moment of the Muon*, 2nd ed. (Springer-Verlag, 2017).

- [7] Zyla *et al.*, PTEP **2020**, 083C01 (2020).
- [8] We take the muon haloscope parameters from Fermilab's E989 experiment[20] and the pion parameters from the KLOE detector at the DAFNE collider[23]. The volume of the muon haloscope is [20, 27, 31] $V_{A\mu} = 2\pi^2 R \sigma_x \sigma_y = 7.6 \times 10^3 \text{ cm}^3$, where, $R = 711 \text{ cm}$ is the radius of the central orbit of muons in the ring, $\sigma_x = 9 \text{ mm}$ is the radial width of the muon beam, and $\sigma_y = 6 \text{ mm}$ is the width of the beam along the magnetic field. The number of muons at the start of haloscopy is [20, 27]: $N_\mu = N_0 e^{-\Gamma_\mu t_{\text{fill}}} \approx 3100$, where, $N_0 \approx 5000$ is the number of muons in the ring at the start of the fill, and $t_{\text{fill}} \approx 30 \text{ } \mu\text{sec}$ is the time it takes to fill the ring. The muon decay rate in the haloscope rest frame is $\Gamma_\mu = \hbar/(\gamma_\mu \tau_\mu) = 1.20 \times 10^{-20} \text{ GeV}$, where, $\gamma_\mu \approx p_\mu/(m_\mu c) = 29.3$ is the muon time dilation factor, $p_\mu = 3.10 \text{ GeV}/c$ is the muon momentum, $m_\mu = 0.106 \text{ GeV}/c^2$ is the muon rest mass, and $\tau_\mu = 2.20 \text{ } \mu\text{sec}$ is the muon life-time in its rest frame[20]. The volume of the pion haloscope is: $V_{A\pi} = V_{A\rho} = 1.2 \times 10^{-3} \text{ cm}^3$. The number of pions at the start of haloscopy is [32, 33]: $N_\pi = 2(a_\mu^{\pi\pi}/\sigma_{a_\mu^{\pi\pi}}^{\text{stat}})^2 = 1.23 \times 10^5$, where, $\sigma_{a_\mu^{\pi\pi}}^{\text{stat}} = 1.1 \times 10^{-10}$ is the statistical uncertainty of $a_\mu^{\pi\pi} = 385.1 \times 10^{-10}$. The haloscope bandwidth is set by the light-crossing time of the luminous region[23]: $\Gamma_\pi = \hbar c/\sigma_{\text{min}} = 9.87 \times 10^{-12} \text{ GeV}$, where, $\sigma_{\text{min}} = \min\{\sigma_x, \sigma_y, \sigma_z\} = \sigma_y$ for KLOE.
- [9] The haloscopic shift of the muon magnetic moment is $\Delta a_\mu = a_\mu(\text{Exp}) - a_\mu(\text{SM}) + a_\mu^{\pi\pi}(\text{SM}) - a_\mu^{\pi\pi}(\text{Lattice}) = (10.6 \pm 6.7) \times 10^{-10}$, where, $a_\mu(\text{Exp}) - a_\mu(\text{SM}) = (25.1 \pm 5.9) \times 10^{-10}$ is the shift of the world average muon measurement $a_\mu(\text{Exp})$ [20] from the Standard Model value $a_\mu(\text{SM})$ [14]. Here, $a_\mu^{\pi\pi}(\text{SM}) = (693.1 \pm 4.0) \times 10^{-10}$ is the measured two-pion part of the muon magnetic moment[14, 21, 25, 26] and $a_\mu^{\pi\pi}(\text{Lattice}) = (707.5 \pm 5.5) \times 10^{-10}$ is the simulation result found using quark chromodynamics[24]. Similarly, the haloscopic shift of the two-pion part is $\Delta a_\mu^{\pi\pi} = a_\mu^{\pi\pi}(\text{Exp}) - a_\mu^{\pi\pi}(\text{Lattice}) = -(18.7 \pm 5.8) \times 10^{-10}$, where, we use the KLOE detector at the DAFNE collider experimental result[14, 25] for $a_\mu^{\pi\pi}(\text{Exp}) = (688.8 \pm 1.8) \times 10^{-10}$.
- [10] For similar reasons, there is no significant haloscopic shift of $a_\mu^{\pi\pi}(\tau)$, the two-pion part of a_μ calculated from the semi-leptonic decay of the τ lepton: $\tau \rightarrow \nu_\tau \pi^0 \pi^-$. In fact, $a_\mu^{\pi\pi}(\tau) = (703.0 \pm 4.3) \times 10^{-10}$ [14] is in good agreement with the simulation result $a_\mu^{\pi\pi}(\text{Lattice}) = (707.5 \pm 5.5) \times 10^{-10}$ [24]. The proposed muon haloscope at JPARC[34] similarly will see no significant haloscopic shift since the proposed four-volume is four million times smaller than that of the Fermilab haloscope. Finally, probes of the electron magnetic moment using a single electron in a magnetic bottle have small four-volume and show no significant haloscopic shift[35]. However, the two-pion part $a_e^{\pi\pi}$ does get a haloscopic shift $\Delta a_e^{\pi\pi} \approx -(m_e/m_\mu)^2 \Delta a_\mu^{\pi\pi} \approx 10^{-12}$ but with the opposite sign due to the process shown in Fig. 2. Here, a real neutral pion emerges from the collision of the halo axion with a virtual charged pion created during elastic scattering. The resulting underestimate of the elastic scattering cross-section leads to an overestimate of the pion vector form factor at the small time-like momenta which dominate $a_e^{\pi\pi}$ [6].
- [11] M. Gorghetto and G. Villadoro, JHEP **03**, 033 (2019).
- [12] A. Ayala *et al.*, Phys. Rev. Lett. **113**, 191302 (2014) gives three values for $g_{A\gamma\gamma}^{\text{GC}}$. We weight each estimate using its precision and average them to get the central value. To estimate the total uncertainty, we first find the statistical uncertainty of the average. For the systematic uncertainty, we take the dispersion of each estimate from the central value. Finally, we add the uncertainties in quadrature to find the total uncertainty..
- [13] G. Hinshaw *et al.*, Ap. J. Supp. Ser. **208**, 19 (2013).
- [14] T. Aoyama *et al.*, Phys. Rep. **887**, 1 (2020).
- [15] The axion A_Q^P transforms as $CA_Q^P = -PA_Q^P = A_Q^P$ under charge conjugation C and parity P symmetries. Similarly, the photon γ_H transforms as $C\gamma_H = \gamma_H$, $P\gamma_H = \gamma_{\bar{H}}$. These fix the form of the expressions for the axion and photon in terms of chiral fermions M_H^P which transform as $CM_H^P = \overline{M}_H^P$, $PM_H^P = M_H^P$ for $M = Q \cup L$.
- [16] J. Peebles, *Principles of Physical Cosmology* (Princeton University Press, 1993).
- [17] At redshifts smaller than $z_A = 2m_A/(3kT_\gamma) \approx 1400$, the axion kinetic energy is small compared to its rest mass, and the axion energy density scaling $\rho_A(z) = \rho_A z^3$ is like the volume of space. For redshifts above z_A , the axion rest mass is small compared to its kinetic energy and we have the light-like scaling $\rho_A(z) = \rho_A z^4/z_A$.
- [18] M. E. Peskin and D. V. Schroeder, *An Introduction to Quantum Field Theory* (Perseus, 1995).
- [19] We find a value for the axion-nucleon coupling $g = (5.2 \pm 0.4) \times 10^{-7}$ using muon haloscopy that excludes the standard ‘‘core collapse’’ scenario for supernova[28, 29]. Axions with this value of g thermalize in the putative collapsed core of a supernova progenitor star and radiate with greater luminosity than the electron anti-neutrino $\bar{\nu}_e$ luminosity ($\approx 10^{53} \text{ erg/sec}$) inferred from the observed $\bar{\nu}_e$ pulse of the 1987 supernova in the Large Magellanic Cloud[28, 29]. The core would thus cool faster than the time ($\approx 3 \text{ sec}$) it takes for the $\bar{\nu}_e$ pulse to form. We emphasize that there is no standard model for supernova generation and that the physics at super-nuclear energy density ($\approx 1.7 \times 10^{-3} \text{ GeV}^4$) thought to be relevant to this important astrophysical process are largely unknown, but that quark and gluon field configurations with non-trivial topology[30] play a crucial role.
- [20] B. Abi *et al.*, Phys. Rev. Lett. **126**, 141801 (2021).
- [21] M. Davier *et al.*, Eur. Phys. J. C **80**, 241 (2020).
- [22] B. Aubert *et al.*, Phys. Rev. D **70** (2004).
- [23] F. Ambrosino *et al.*, Eur. Phys. J. C **47**, 589 (2006).
- [24] S. Borsanyi *et al.*, Nature **593**, 51 (2021).
- [25] G. Colangelo *et al.*, JHEP **02**, 006 (2019).
- [26] A. Keshavarzi *et al.*, Phys. Rev. D **101**, 014029 (2020).
- [27] T. Albahri *et al.*, Phys. Rev. Accel. Beams **24**, 044002 (2021).
- [28] M. S. Turner, Phys. Rev. Lett. **60**, 1797 (1988).
- [29] A. Burrowset al., Phys. Rev. D **39**, 1020 (1989).
- [30] A. Belavin *et al.*, Phys. Lett. B **59**, 85 (1975).
- [31] T. Albahri *et al.*, Phys. Rev. D **103**, 072002 (2021).
- [32] F. Ambrosino *et al.*, Phys. Lett. B **670**, 285 (2009).
- [33] D. Babusci *et al.*, Phys. Lett. B **720**, 336 (2013).
- [34] M. Abe *et al.*, PTEP **2019**, 053C02 (2019).
- [35] R. S. Van Dycket al., Phys. Rev. Lett. **59**, 26 (1987).