

# Weighing the Axion with Meson Haloscopy

N. Bray-Ali\*

*Department of Physical Sciences  
Mount Saint Mary's University  
Los Angeles, CA 90049  
(Dated: March 1, 2022)*

Recent results for the optical conductivity of the vacuum at nuclear frequencies have confirmed and increased the long-standing tension between probes with pions and measurements with muons. State-of-the-art simulations with quarks and gluons fall between the muon and pion results. We resolve the tension using haloscopy: axions in the local dark matter halo of the galaxy shift the magnetic moment of the muon and collide with charged pions to make neutral ones. The effects scale with the four-dimensional volume of the haloscope and show that axions saturate the local halo energy density. Taking the cosmic dark matter energy density to be similarly saturated by axions, we find around six axions for each photon and offer a plausible scenario leading to this ratio.

The standard model of particle physics uses the renormalization group (RG) to infer the effect of virtual particles and field fluctuations on real particles and classical fields[1]. By contrast, the standard model of cosmology uses general relativity (GR) to get the effect of dark matter and dark energy on normal matter and radiation[2]. In this Letter, we take the cosmological approach to particle physics and look for the effect of axions in the local dark matter halo of the galaxy on measurements with muons, pions, and other particles with mass in between the electron and proton[3].

The motivation for this approach comes from the increasing tension between probes of the optical conductivity of the vacuum at nuclear frequencies using pions[4], muons[5], and quarks[6]. On the other hand, estimates of the dark matter density and other cosmological parameters converged almost a decade ago at the per cent level of precision[7]. We find that we can resolve the tension and weigh the axion by interpreting these probes as meson haloscopes (See Fig. 1 and Fig. 2). Strikingly, this gives an energy scale  $f_A = (1.16 \pm 0.03) \times 10^7$  GeV controlling axion decay that lies far below the scale where the strengths of the nuclear forces are thought[1] to get close ( $10^{16}$  GeV), yet still far above where the symmetry between electromagnetism and the weak nuclear force breaks ( $10^2$  GeV). We come back to physics at  $10^7$  GeV after sketching how  $f_A$  emerges from meson haloscopy[8].

The starting point is the  $\rho - \omega$  mixing angle[9]

$$\frac{\delta_\epsilon}{2} = \frac{\Delta M_\omega}{\Gamma_\omega} = \sqrt{\frac{\rho_A V_{A\rho}}{\Gamma_\rho}} \quad (1)$$

where,  $\Delta M_\omega$  is the haloscopic shift in the  $\omega$  mass,  $\Gamma_\omega$  and  $\Gamma_\rho$  are the decay rates of the  $\omega$  and  $\rho$ ,  $V_{A\rho}$  is the haloscope volume, and  $\rho_A$  is the axion energy density. The vector mesons  $\rho$  and  $\omega$  dominate, respectively, the two-pion  $a_\mu^{\pi\pi}$ [10] and three-pion  $a_\mu^{\pi\pi\pi}$ [11] parts of the magnetic moment  $a_\mu$  of the muon[12]. The interference between them breaks isospin,  $G$ -parity, and charge-parity ( $CP$ ) symmetries[9]. Remarkably, the axion energy density  $\rho_A = (0.402 \pm 0.051)$  GeV/cm<sup>3</sup> we get us-

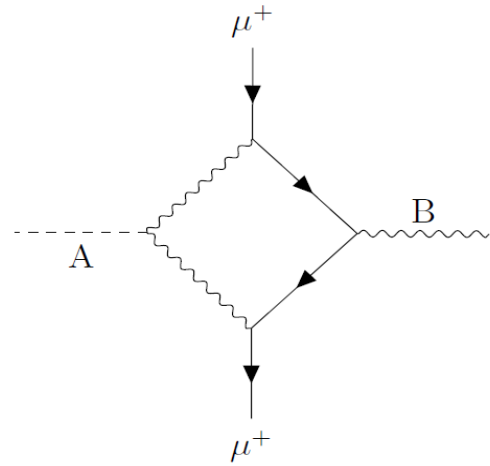


FIG. 1. **Principle of Muon Haloscopy** Halo axion  $A$  decays to photon pair and shifts the coupling of positive muon  $\mu^+$  with magnetic field  $B$ .

ing Eq. (1) agrees with the local halo energy density  $\rho_H = (0.45 \pm 0.17)$  GeV/cm<sup>3</sup>[13]. Thus, axions seem to form the bulk of the dark matter in the local halo[14].

Axions in the local dark matter halo of the galaxy shift the muon magnetic moment  $a_\mu$  and its two-pion part  $a_\mu^{\pi\pi}$  in opposite directions (Figs. 1 and 2):

$$\begin{aligned} \frac{\Delta a_\mu}{a_\mu} &= g_{A\gamma\gamma} m_A \sqrt{\frac{\rho_A V_{A\mu} N_\mu}{\Gamma_\mu}} \\ \frac{\Delta a_\mu^{\pi\pi}}{a_\mu^{\pi\pi}} &= -\xi_{A\pi} \frac{m_\pi^2}{f_\pi^2} \sqrt{\frac{\rho_A V_{A\pi} N_\pi}{\Gamma_\pi}}, \end{aligned} \quad (2)$$

where, the axion has mass  $m_A$ , photon coupling  $g_{A\gamma\gamma}$ , and pion mixing ratio  $\xi_{A\pi}$ [16]. The pion mass is  $m_\pi = 0.135$  GeV/c<sup>2</sup>, the pion decay constant is  $f_\pi = 0.0923$  GeV, and the fine-structure constant is  $\alpha = e^2/(\hbar c) \approx 1/137$ [17]. The haloscope parameters are the volumes  $V_{A\mu}$  and  $V_{A\pi}$ , the number of muons  $N_\mu$  and pi-

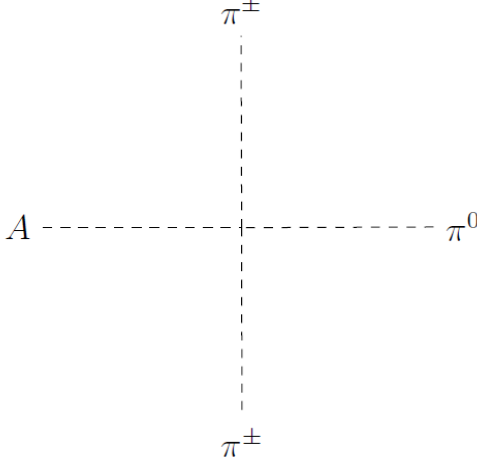


FIG. 2. **Principle of Pion Haloscopy** Halo axion  $A$  collides with charged pion  $\pi^\pm$  and converts to neutral pion  $\pi^0$ .

ons  $N_\pi$  at the start of haloscopy, the muon decay rate  $\Gamma_\mu$  in the haloscope rest frame, and the bandwidth  $\Gamma_\pi$  of the pion haloscope[18]. We can take the quark and gluon simulation value for  $a_\mu^{\pi\pi}$  as the effective zero point for measuring the shifts  $\Delta a_\mu$  and  $\Delta a_\mu^{\pi\pi}$ [19], since they probe a four-volume ( $10^{-39} \text{ cm}^3/\text{GeV}^{-1}$ ) that is too small to give a significant haloscopic shift[20].

Weighing the axion with meson haloscopy provides a quantitative check on the consistency of our interpretation (Fig. 3). Muons give  $m_A g_{A\gamma\gamma}$  using Eq. (2) and pions give the axion-photon coupling using the relation[16]:  $g_{A\gamma\gamma} f_\pi = \xi_{A\pi} \alpha / (2\pi)$ . However, both results can be expressed in terms of the axion decay constant  $f_A$  by treating quark masses as small perturbations to the quark-gluon dynamics [16, 21]:  $\xi_{A\pi} f_A = (0.76 \pm 0.04) f_\pi$  and  $m_A f_A = (0.459 \pm 0.005) m_\pi f_\pi$ . The value  $f_A^\mu = (1.19 \pm 0.40) \times 10^7 \text{ GeV}$  from muons and  $f_A^\pi = (1.38 \pm 0.44) \times 10^7 \text{ GeV}$  from pions are independent and in agreement. Combining the muon and pion results gives the decay constant  $f_A = (1.28 \pm 0.29) \times 10^7 \text{ GeV}$  with which we can weigh the axion  $m_A = (0.45 \pm 0.10) \text{ eV}$  and find its coupling to photons  $g_{A\gamma\gamma} = (0.69 \pm 0.16) \times 10^{-10} \text{ GeV}^{-1}$ . The best available astrophysical estimate  $g_{A\gamma\gamma} = (0.45 \pm 0.14) \times 10^{-10} \text{ GeV}^{-1}$  is in modest tension ( $1.1\sigma$ ) with the haloscopic result[22].

To sharpen these results and test the haloscopic scaling laws in Eq. (1) and (2), we make the natural assumption that axions saturate not just the local dark matter halo of the galaxy, but also the dark matter density throughout the observable universe. Using the baryon to photon ratio  $\eta = (6.085 \pm 0.090) \times 10^{-10}$ , we then get the ratio of axions to photons in terms of  $m_A$ [2, 7]:

$$\frac{n_A}{n_\gamma} = \eta \frac{m_B}{m_A} \frac{\Omega_A h^2}{\Omega_B h^2} \quad (3)$$

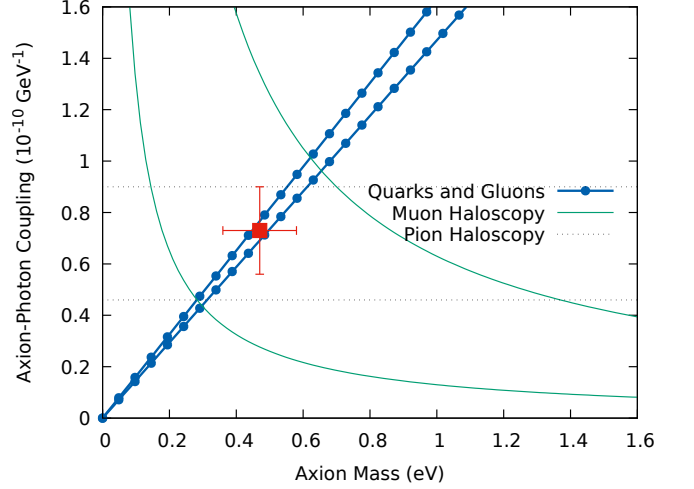


FIG. 3. **Weighing the Axion** [Color Online] Muon (green solid) and pion (grey dashed) haloscopy together with quark chromodynamics (blue dotted) define a narrow acceptance window for the axion-photon coupling  $g_{A\gamma\gamma}$  and the axion mass  $m_A$  from which we estimate (red square)  $m_A = (0.45 \pm 0.10) \text{ eV}$  and  $g_{A\gamma\gamma} = (0.69 \pm 0.16) \times 10^{-10} \text{ GeV}^{-1}$ .

where,  $m_B = 0.938 \text{ GeV}/c^2$  is the mass of the proton, and  $\Omega_A h^2 = 0.1148 \pm 0.0019$ ,  $\Omega_B h^2 = 0.02225 \pm 0.00033$  are the best available density parameters for dark matter and normal matter, respectively, within the standard cosmological model[7]. To proceed, we propose  $n_A/n_\gamma = 6$  as the exact value, to which we return in a moment, and use Eq. (3) to weigh the axion giving  $m_A = (0.492 \pm 0.013) \text{ eV}$ . The result is consistent with the value found with meson haloscopy but is eight times more precise. The increased precision allows a test (see Fig. 4) of the proposed haloscopic scaling[23].

Before discussing current and future meson haloscope experiments, we come back to the physics at  $f_A \approx 10^7 \text{ GeV}$  and the origin of the exact value  $n_A/n_\gamma = 6$  that we used to weigh the axion precisely and to test haloscopic scaling. It is straightforward to check that the axion transforms in the same way as the following fermion bilinear[24]:  $A_Q^P = i(\sum_G Q_L^P \bar{Q}_R^{\bar{P}} - Q_R^P \bar{Q}_L^{\bar{P}})/\sqrt{6}$ . Similarly, the photon transforms in the same way as  $\gamma_H = \sum_{G,M,P} M_H^P \bar{M}_H^{\bar{P}} / (4\sqrt{3})$ . Here, the chiral fermions  $M_H^P$  have helicity  $H = \{L, R\}$  and charge parity  $P = \{0, 1\}$ , and  $M = Q \cup L$  are the quarks  $Q = \{U^r, D^r, U^g, D^g, U^b, D^b\}$  and leptons  $L = \{e, \nu_e\}$  of the first generation of the standard model while the sums on  $G$  run over all three generations. Remarkably, these expressions give the exact value  $n_A/n_\gamma = |Q||P|/|H| = 6$ , provided that axions of each flavor  $A_Q^P$  and photons of each helicity  $\gamma_H$  are made in equal numbers.

The physics at  $f_A \approx 10^7 \text{ GeV}$  is relevant not just for setting the value  $n_A/n_\gamma = 6$ , but also for the prospects of unifying the nuclear forces and electromagnetism. The

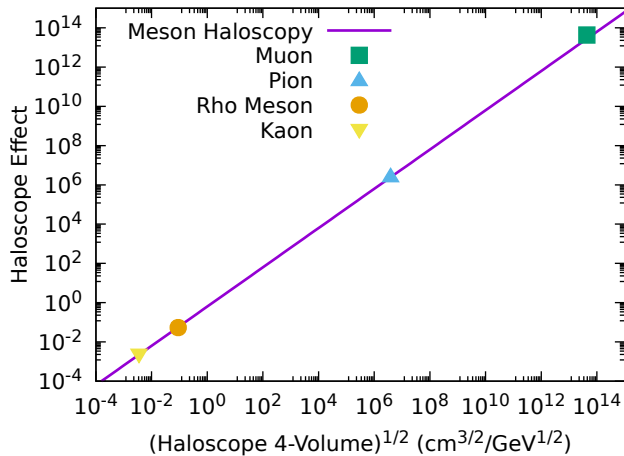


FIG. 4. **Meson Haloscopy Scaling** [Color Online] The observed meson haloscopic effects scale with haloscope 4-volume as  $\sqrt{V_{AX}N_X}/\Gamma_X$  (purple line) for  $X = \mu$  (green square),  $\pi$  (blue triangle),  $\rho$  (orange circle), and  $K$  (yellow inverted triangle) mesons. There are no adjustable parameters. The uncertainty in the line is comparable to its thickness while those of the points are similar to their size.

relative strengths of the forces change with energy scale in a way that depends sensitively on the number of chiral fermions, but, in the standard model, charge parity and helicity are related[1]: we have chiral fermions  $M_L^1$  and  $\bar{M}_R^0$ , but neither  $M_L^0$  nor  $\bar{M}_R^1$  are found. If this correlation emerges only at  $f_A$ , then above  $10^7$  GeV the number of chiral fermions doubles, changing the energy scale where the strengths of the forces get close.

The current tension between muon and pion haloscopy  $\Delta a_\mu + |\Delta a_\mu^{\pi\pi}| = (25.1 \pm 5.9) \times 10^{-10}$  sits at  $4.2\sigma$ , just shy of the  $5\sigma$  threshold for discovery of a new phenomenon[4, 5]. To cross the threshold at the current level of precision, it is enough to boost one of the signals by 40 per cent. One way to do that is to cut the tune  $n \approx 0.11$  of the muon haloscope in half while holding constant the pitch  $C_p$  and field  $C_e$  corrections[25]: the muon haloscopic shift scales as  $\Delta a_\mu \propto \sqrt{V_{A\mu}} \propto 1/\sqrt{n}$ , for  $n$  much less than one at constant  $C_p$  and  $C_e$ . This change can be made in the next run of the Fermilab muon haloscope by cutting in half the voltage on the four electrostatic quadrupole plates which focus the muon beam[25].

The inverse pion haloscopic effect (Fig. 1, with  $\pi^0$  viewed as an incoming particle) can be seen with current pion haloscopes by tuning to the node in  $\pi^+\pi^-\pi^0$  production at energy  $\sqrt{s} = 1.6$  GeV[10]. The node coincides with the  $\rho''(1700)$  resonance for  $\pi^+\pi^-\pi^0$  production[26]. A pion haloscope with large four-volume, such as the KLOE detector at the DAFNE collider, will see an excess of  $2\pi$  events and a deficit of  $3\pi$  events at this energy compared to haloscopes with small four-volume, such as, the BABAR detector at the PEP-II collider[26].

The tensions between probes of the muon magnetic moment are due to axions which saturate the local dark matter halo of the galaxy. We resolve the tension by weighing the axion using meson haloscopy. Increasing the muon haloscopic volume can increase the tension beyond the threshold for discovery during the next run at Fermilab. A pair of haloscopes with different volume, such as BABAR and KLOE, can test the haloscopic principle directly. A symmetry argument suggests that there are six axions per photon in the observable universe and that the number of chiral fermions doubles above  $10^7$  GeV.

## ACKNOWLEDGEMENTS

We thank U.-J. Wiese, M. Hoferichter, G. Colangelo, D. Stockinger, and D. Hertzog for insightful correspondence.

\* nbrayali@msmu.edu

- [1] M. E. Peskin and D. V. Schroeder, *An Introduction to Quantum Field Theory* (Perseus, 1995).
- [2] J. Peebles, *Principles of Physical Cosmology* (Princeton University Press, 1993).
- [3] Haloscopes looking for the effect of axions on radio-frequency electromagnetic cavities have yielded important null results in the  $\mu\text{eV}$  range for the axion mass[17]. The axion mass  $m_A = (0.492 \pm 0.013) \text{ eV}/c^2$  that we obtain from meson haloscopy explains these null results, and suggests we look instead in the infrared regime at resonant frequency  $\omega_A/(2\pi) = (120 \pm 3) \text{ THz}$  and vacuum wavelength  $\lambda_A = (2.52 \pm 0.06) \mu\text{m}$ .
- [4] T. Aoyama *et al.*, Phys. Rep. **887**, 1 (2020).
- [5] B. Abi *et al.*, Phys. Rev. Lett. **126**, 141801 (2021).
- [6] S. Borsanyi *et al.*, Nature **593**, 51 (2021).
- [7] G. Hinshaw *et al.*, Ap. J. Supp. Ser. **208**, 19 (2013).
- [8] We find a value for the axion-nucleon coupling  $g = (5.2 \pm 0.4) \times 10^{-7}$  using meson haloscopy that excludes the standard “core collapse” scenario for supernova[27, 28]. Axions with this value of  $g$  thermalize in the putative collapsed core of a supernova progenitor star and radiate with greater luminosity than the electron anti-neutrino  $\bar{\nu}_e$  luminosity ( $\approx 10^{53} \text{ erg/sec}$ ) inferred from the observed  $\bar{\nu}_e$  pulse of the 1987 supernova in the Large Magellanic Cloud[27, 28]. The core would thus cool faster than the time ( $\approx 3 \text{ sec}$ ) it takes for the  $\bar{\nu}_e$  pulse to form. We emphasize that there is no standard model for supernova generation and that the physics at super-nuclear energy density ( $\approx 1.7 \times 10^{-3} \text{ GeV}^4$ ) thought to be relevant to this important astrophysical process are largely unknown. For comparison, the topological susceptibility of the quark-gluon vacuum  $\chi = m_A^2 f_A^2 = (3.25 \pm 0.06) \times 10^{-5} \text{ GeV}^4$  is roughly 50 times smaller[21], suggesting that quark and gluon field configurations with non-trivial topology[29] play a crucial role.
- [9] M. Hoferichter, Muon g-2 Theory Initiative Theory Workshop (2021).

- [10] G. Colangelo, M. Hoferichter, and P. Stoffer, JHEP **02**, 006 (2019); A. Keshavarzi, D. Nomura, and T. Teubner, Phys. Rev. D **101**, 014029 (2020); M. Davier *et al.*, Eur. Phys. J. C **80**, 241 (2020).
- [11] M. Hoferichter, *et al.*, JHEP **08**, 137 (2019).
- [12] F. Jegerlehner, *The Anomalous Magnetic Moment of the Muon*, 2nd ed. (Springer-Verlag, 2017).
- [13] E. I. Gates, *et al.*, Ap. J. **449**, L123 (1995).
- [14] We take the  $\rho - \omega$  mixing angle  $\delta_\epsilon/2 = (3.05 \pm 0.45)$  deg from the KLOE detector of the DAFNE collider at Frascati[9]. We take  $V_{A\rho} = \sigma_x \sigma_y \sigma_z = 1.2 \times 10^{-3} \text{ cm}^3$  from the DAFNE beam width at the crossing point inside KLOE [30]:  $\sigma_x = 2 \text{ mm}, \sigma_y = 20 \mu\text{m}, \sigma_z = 3 \text{ cm}$ . The  $\rho$  line-width is  $\Gamma_\rho = 0.1474(5) \text{ GeV}$ [17, 31]. Similarly, we take the neutral kaon[15] mixing angle  $\delta_\epsilon/2 = (2.26 \pm 0.23) \times 10^{-3}$  from the expression  $K_L = 2^{-1/2}[(K_0 - \bar{K}_0) + (\delta_\epsilon/2)(K_0 + \bar{K}_0)]$  and we find the four-volume  $V_{AK}/\Gamma_K = 2\pi^2 L_K^2 \hbar c / (p_K c)^2 = 1.23 \times 10^{-5} \text{ cm}^3/\text{GeV}$  using  $L = 57 \text{ ft} = 1.74 \times 10^3 \text{ cm}$ ,  $\Gamma_K = \hbar c / L = 1.13 \times 10^{-17} \text{ GeV}$  and  $p_K = 1100/\sqrt{2} \text{ MeV}/c = 0.78 \text{ GeV}/c$  from [15]. The  $\rho - \omega$  mesons give axion energy density  $\rho_A^{\rho\omega} = (0.35 \pm 0.10) \text{ GeV}/\text{cm}^3$  while the neutral kaons give the independent estimate  $\rho_A^K = (0.42 \pm 0.06) \text{ GeV}/\text{cm}^3$ . We combine them to find  $\rho_A = (0.402 \pm 0.51) \text{ GeV}/\text{cm}^3$ .
- [15] J. H. Christenson *et al.*, Phys. Rev. Lett. **13**, 138 (1964).
- [16] R. D. Peccei, in *CP Violation*, edited by C. Jarlskog (World Scientific, 1989) pp. 536–537.
- [17] Zyla *et al.*, PTEP **2020**, 083C01 (2020).
- [18] We take the muon haloscope parameters from Fermilab's E989 experiment[5] and the pion parameters from the KLOE detector at the DAFNE collider[30]. The volume of the muon haloscope is [5, 25, 32]  $V_{A\mu} = 2\pi^2 R^3 \sqrt{C_e C_p} / (n\sqrt{1-n}) = (6.29 \pm 0.42) \times 10^3 \text{ cm}^3$ , where,  $R = 711 \text{ cm}$  is the radius of the central orbit of muons in the ring,  $C_e$  is the electric field correction from the radial width of the muon beam,  $C_p$  is the pitch correction from the width of the beam along the magnetic field,  $n \approx 4 \times (2\omega_c - \omega_{BO})/(2\omega_c) \approx 0.11$  is the index for the electrostatic quadrupole field,  $\omega_c/(2\pi) = c/(2\pi R) = 6.72 \text{ MHz}$  is the cyclotron frequency, and  $\omega_{BO}/(2\pi) = 13.1 \text{ MHz}$  is the betatron oscillation frequency. The number of muons at the start of haloscopy is [5, 25]:  $N_\mu = N_0 e^{-\Gamma_\mu t_{\text{fill}}} \approx 3100$ , where,  $N_0 \approx 5000$  is the number of muons in the ring at the start of the fill, and  $t_{\text{fill}} \approx 30 \mu\text{sec}$  is the time it takes to fill the ring. The muon decay rate in the haloscope rest frame is  $\Gamma_\mu = \hbar/(\gamma_\mu \tau_\mu) = 1.20 \times 10^{-20} \text{ GeV}$ , where,  $\gamma_\mu \approx p_\mu/(m_\mu c) = 29.3$  is the muon time dilation factor,  $p_\mu = 3.10 \text{ GeV}/c$  is the muon momentum,  $m_\mu = 0.106 \text{ GeV}/c^2$  is the muon rest mass, and  $\tau_\mu = 2.20 \mu\text{sec}$  is the muon life-time in its rest frame[5]. The volume of the pion haloscope is:  $V_{A\pi} = V_{A\rho} = 1.2 \times 10^{-3} \text{ cm}^3$ . The number of pions at the start of haloscopy is [33, 34]:  $N_\pi = 2(a_\mu^{\pi\pi}/\sigma_{a_\mu^{\pi\pi}}^{\text{stat}})^2 = 1.23 \times 10^5$ , where,  $\sigma_{a_\mu^{\pi\pi}}^{\text{stat}} = 1.1 \times 10^{-10}$  is the statistical uncertainty of  $a_\mu^{\pi\pi} = 385.1 \times 10^{-10}$ . The haloscope bandwidth is set by the light-crossing time of the luminous region[30]:  $\Gamma_\pi = \hbar c/\sigma_{\text{min}} = 9.87 \times 10^{-12} \text{ GeV}$ , where,  $\sigma_{\text{min}} = \min\{\sigma_x, \sigma_y, \sigma_z\} = \sigma_y$  for the KLOE detector at DAFNE.
- [19] The haloscopic shift of the muon magnetic moment is  $\Delta a_\mu = a_\mu(\text{Exp}) - a_\mu(\text{SM}) + a_\mu^{\pi\pi}(\text{SM}) - a_\mu^{\pi\pi}(\text{Lattice}) = (10.6 \pm 6.7) \times 10^{-10}$ , where,  $a_\mu(\text{Exp}) - a_\mu(\text{SM}) = 25.1 \pm 5.9) \times 10^{-10}$  is the shift of the world average muon measurement  $a_\mu(\text{Exp})$ [5] from the Standard Model value  $a_\mu(\text{SM})$ [4]. Here,  $a_\mu^{\pi\pi}(\text{SM}) = (693.1 \pm 4.0) \times 10^{-10}$  is the measured two-pion part of the muon magnetic moment[4, 10] and  $a_\mu^{\pi\pi}(\text{Lattice}) = (707.5 \pm 5.5) \times 10^{-10}$  is the simulation result found using quark chromodynamics[6]. Similarly, the haloscopic shift of the two-pion part is  $\Delta a_\mu^{\pi\pi} = a_\mu^{\pi\pi}(\text{Exp}) - a_\mu^{\pi\pi}(\text{Lattice}) = -(18.7 \pm 5.8) \times 10^{-10}$ , where, we use the KLOE detector at the DAFNE collider experimental result[4, 10] for  $a_\mu^{\pi\pi}(\text{Exp}) = (688.8 \pm 1.8) \times 10^{-10}$ .
- [20] For similar reasons, there is no significant haloscopic shift of  $a_\mu^{\pi\pi}(\tau)$ , the two-pion part of  $a_\mu$  calculated from the semi-leptonic decay of the  $\tau$  lepton:  $\tau \rightarrow \nu_\tau \pi^0 \pi^-$ . In fact,  $a_\mu^{\pi\pi}(\tau) = (703.0 \pm 4.3) \times 10^{-10}$ [4] is in good agreement with the simulation result  $a_\mu^{\pi\pi}(\text{Lattice}) = (707.5 \pm 5.5) \times 10^{-10}$  [6]. The proposed muon haloscope at JPARC[35] similarly will see no significant haloscopic shift since the proposed four-volume is four million times smaller than that of the Fermilab haloscope. Finally, probes of the electron magnetic moment using a single electron in a magnetic bottle have small four-volume and show no significant haloscopic shift[36]. However, the two-pion part  $a_e^{\pi\pi}$  does get a haloscopic shift  $\Delta a_e^{\pi\pi} \approx -(m_e/m_\mu)^2 \Delta a_\mu^{\pi\pi} \approx 10^{-12}$  but with the opposite sign due to the process shown in Fig. 2. Here, a real neutral pion emerges from the collision of the halo axion with a virtual charged pion created during elastic scattering. The resulting underestimate of the elastic scattering cross-section leads to an overestimate of the pion vector form factor at the small time-like momenta which dominate  $a_e^{\pi\pi}$ [12].
- [21] M. Gorghetto and G. Villadoro, JHEP **03**, 033 (2019).
- [22] A. Ayala *et al.*, Phys. Rev. Lett. **113**, 191302 (2014).
- [23] We take  $\rho_A = (0.40 \pm 0.05)$  from Eq. (1) to give the intercept of the line. For  $\rho$  meson and kaon, we plot the mixing angle  $\delta_\epsilon/2$  and set  $N_\rho = N_K = 1$ . For muons and pions, we divide the observed haloscopic shifts  $\Delta a_\mu/a_\mu$  and  $\Delta a_\mu^{\pi\pi}/a_\mu^{\pi\pi}$  by the pre-factors of the square roots on the right-hand side of Eq. (2) evaluated using  $m_A = (0.492 \pm 0.013) \text{ eV}$  from Eq. (3) and  $\xi_{A\pi} = (1.66 \pm 0.09) m_A/m_\pi = (6.04 \pm 0.36) \times 10^{-9}$ [16, 21].
- [24] The axion  $A_Q^P$  transforms as  $CA_Q^P = -PA_Q^P = A_Q^P$  under charge conjugation  $C$  and parity  $P$  symmetries. Similarly, the photon  $\gamma_H$  transforms as  $C\gamma_H = \gamma_H$ ,  $P\gamma_H = \gamma_{\bar{H}}$ . These fix the form of the expressions for the axion and photon in terms of chiral fermions  $M_H^P$  which transform as  $CM_H^P = \bar{M}_H^P$ ,  $PM_H^P = M_H^P$  for  $M = Q \cup L$ .
- [25] T. Albahri *et al.*, Phys. Rev. Accel. Beams **24**, 044002 (2021).
- [26] B. Aubert *et al.*, Phys. Rev. D **70** (2004).
- [27] M. S. Turner, Phys. Rev. Lett. **60**, 1797 (1988).
- [28] A. Burrows, M. S. Turner, and R. P. Brinkmann, Phys. Rev. D **39**, 1020 (1989).
- [29] A. Belavin, A. Polyakov, A. Schwartz, and Y. Tyupkin, Phys. Lett. B **59**, 85 (1975).
- [30] F. Ambrosino *et al.*, Eur. Phys. J. C **47**, 589 (2006).
- [31] M. N. Achasov *et al.*, JHEP **2021**, 113.
- [32] T. Albahri *et al.*, Phys. Rev. D **103**, 072002 (2021).
- [33] F. Ambrosino *et al.*, Phys. Lett. B **670**, 285 (2009).
- [34] D. Babusci *et al.*, Phys. Lett. B **720**, 336 (2013).
- [35] M. Abe *et al.*, PTEP **2019**, 053C02 (2019).
- [36] R. S. Van Dyck, P. B. Schwinberg, and H. G. Dehmelt, Phys. Rev. Lett. **59**, 26 (1987).