

# Non-monotonic behavior of the Binder Parameter in the discrete spin systems

Hiroshi Watanabe<sup>1,2,\*</sup>, Yuichi Motoyama<sup>2</sup>, Satoshi Morita<sup>2</sup>, and Naoki Kawashima<sup>2</sup>

<sup>1</sup> *Department of Applied Physics and Physico-Informatics,*

*Keio University, Yokohama 223-8522, Japan and*

<sup>2</sup> *The Institute for Solid State Physics, The University of Tokyo,*

*Kashiwanoha 5-1-5, Kashiwa, Chiba 277-8581, Japan*

(Dated: December 10, 2021)

## Abstract

We study a non-monotonic behavior of the Binder parameter, which appears in the discrete spin systems. Using the Fortuin-Kasteleyn graph representation, we find that the improved estimator of the Binder parameter consists of two terms with values only in high- and low-temperature regions. The non-monotonic behavior is found to originate from the low-temperature term. With the appropriately defined order parameter, we can reduce the influence of the low-temperature term, and as a result, the non-monotonic behavior can also be reduced. We propose new definitions of the order parameter, which reduces or eliminates the non-monotonic behavior of the Binder parameter in a system for which the improved estimator of the Binder parameter is unknown.

---

\*Electronic address: hwatanabe@appi.keio.ac.jp; Corresponding author

## I. INTRODUCTION

The Binder parameter, *a.k.a* the forth-order cumulant, is the useful tool for analyzing the critical phenomena [1, 2]. Since the scaling dimension of the Binder parameter is zero, this value does not depend on the system size at the criticality. Therefore, the Binder parameters with different system sizes cross at the criticality which allows us to identify the critical point. Not only the spin systems but it can also be applied to particle systems [3]. Recently, a method for calculating Binder parameters using the tensor network was also proposed [4]. While there are dimensionless variables, such as the ratio of the correlation length to the linear system size, the Binder parameter has been widely used since it is easy to use and exhibits better convergence. However, the Binder parameter sometimes indicates peculiar behavior compared to other dimensionless parameters. For example, the Binder parameter exhibits a larger correction to scaling compared to  $\xi/L$  [5, 6]. The correction to scaling manifests itself most prominently as the non-monotonic size-dependence, a hump. The hump appears near the criticality in some systems, such as the Potts model (see Fig. 1). The height of the hump often exhibits a significant system-size dependence, which makes the scaling analysis difficult. While the hump does not appear in the Ising model, the Binder parameters of the  $q$ -state Potts models with  $q > 2$  exhibit humps. The humps appear not only in the Potts models but in the frustrated system [7, 8]. Humps also appear in quantum systems [9, 10]. The existence of the hump of the Binder parameter is known among researchers. For example, phenomenological arguments are given that the Binder parameter exhibits a hump when the system involves the first-order transition [11]. Jin *et al.* utilized the system-size dependence of the hump to identify the Potts point for the  $J_1$ – $J_2$  frustrated Ising model [7]. Kalz and Honecker adopted the Ising-like order parameter, which reduces the effects of the hump [8]. But little is known about the properties of the hump. For example, it is not known why the effect of the hump is reduced by using the Ising definition or whether the hump can be eliminated.

The purpose of this paper is to investigate the origin of the non-monotonic behavior of the Binder parameter and to find a method for eliminating it. This paper is organized as follows. In the next section, we describe the properties of humps of the Binder parameter, especially the origin of the hump of the Binder parameter. In Sec. III, we discuss eliminating or alleviating the humps with appropriately defined order parameters. In Sec. IV, we

demonstrate that an appropriately defined order parameter can eliminate the effect of the hump even in systems where the improved estimator of the Binder parameter is unknown. Section V is devoted to discussion and perspective.

## II. HUMP OF BINDER PARAMETER IN POTTS MODELS

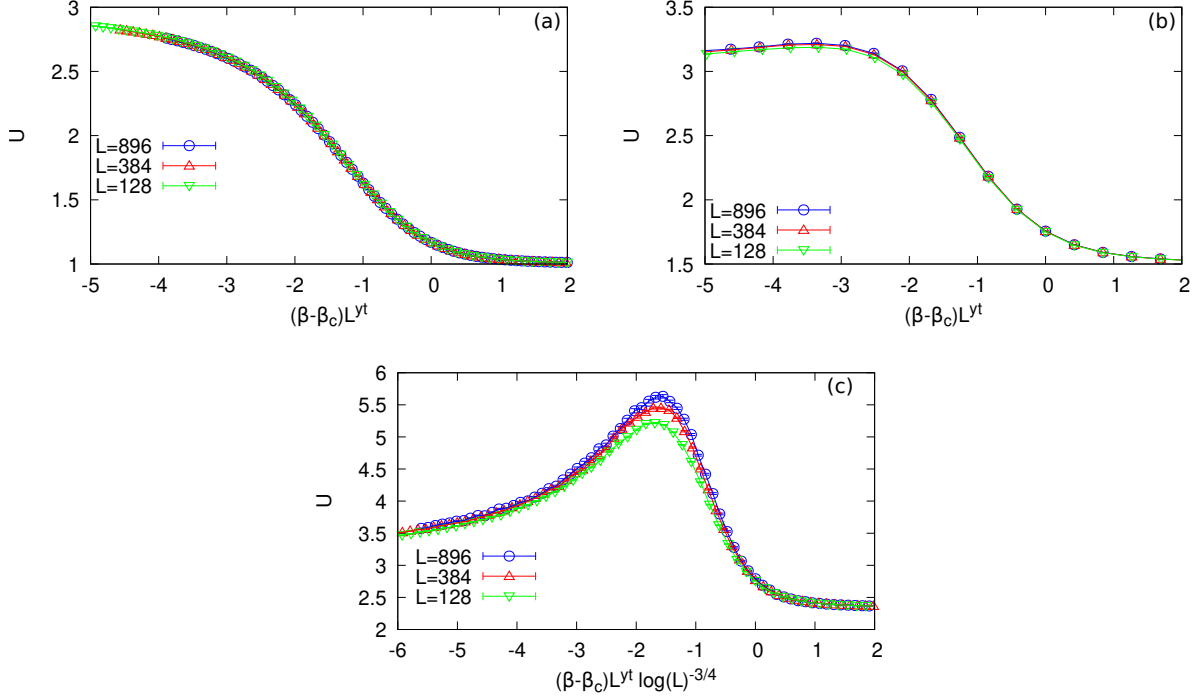


FIG. 1: Scaling plots of Binder parameters of Potts models for (a)  $q = 2$ , (b)  $q = 3$ , and (c)  $q = 4$ .  $\beta$  is the inverse temperature and  $\beta_c$  is the critical point. Exact values for critical points and exponents are used for the scaling plots. While the Binder parameters are monotonic functions for  $q = 2$ , there are humps near the criticality on the high temperature side for  $q = 3$  and 4.

Consider a  $q$ -state ferromagnetic Potts model with  $N$  spins. A spin at the site  $i$  is denoted by  $\sigma_i$ , where  $\sigma_i = 1, 2, \dots, q$ . The Hamiltonian of this system is

$$H = -J \sum_{\langle i, j \rangle} \delta_{\sigma_i, \sigma_j}, \quad (1)$$

where  $J$  is the interaction and the summation is taken over all neighboring spins. We define the order parameter as

$$m = \frac{1}{N} \sum_i S(\sigma_i), \quad (2)$$

where  $S(\sigma_i)$  denotes the local order parameter. We usually adopt the following definition,

$$S(\sigma_i) = \delta_{\sigma_i,1} - \frac{1}{q}. \quad (3)$$

For the later convenience, we define the moments of the local order parameter. We denote the  $n$ -th moments of  $S(\sigma_i)$  as

$$I_n[S] \equiv \frac{1}{q} \sum_{\sigma_i=1}^q S(\sigma_i)^n. \quad (4)$$

Note that, the local order parameter  $S$  is chosen so that the first moment is zero, *i.e.*,  $I_1[S] = 0$ .

While there are several ways to define the Binder parameter, we adopt the following definition

$$U(\beta) \equiv \frac{\langle m^4 \rangle}{\langle m^2 \rangle^2}, \quad (5)$$

where  $\beta$  is inverse temperature and  $\langle \cdots \rangle$  denotes the ensemble average. The order parameter  $m$  can be scalar or vector as long as  $m^2$  and  $m^4$  are scalar values.

Next, we introduce the improved estimator of the Binder parameter [12]. Suppose we have the Foutuin-Kasteleyn graph representation of the system [13]. The partition function of the  $q$ -state Potts model is written as

$$Z = \sum_g v^{N_b(g)} q^{N_c(g)}, \quad (6)$$

where  $v \equiv e^{\beta J} - 1$ .  $N_b(g)$  and  $N_c(g)$  are the number of bonds and clusters in the graph  $g$ . We denote the size of the cluster of the index  $k$  by  $n_k$ . Thus we have  $N_c(g) = \sum_k 1$  and  $N = \sum_k n_k$ . The states of the spins in the cluster  $n_k$  are identical and denoted by  $s_k$ .

The improved estimator of the 2nd moment of the order parameter is

$$N^2 m^2(g) = \frac{1}{q^{N_c(g)}} \sum_{\{s_k\}} \left( \sum_k S(s_k) n_k \right)^2, \quad (7)$$

$$= \frac{1}{q^{N_c(g)}} \sum_{\{s_k\}} \left( \sum_k S(s_k)^2 n_k^2 + 2 \sum_{k < k'} S(s_k) S(s_{k'}) n_k n_{k'} \right), \quad (8)$$

$$= I_2[S] \sum_k n_k^2, \quad (9)$$

where we use the fact that the first moment is zero by definition. The 2nd moment of the magnetization is estimated as

$$N^2 \langle m^2 \rangle = I_2[S] \left\langle \sum_k n_k^2 \right\rangle_g \quad (10)$$

where  $\langle \dots \rangle_g$  denotes the average on graphs. Similarly, we have the 4th moment as

$$N^4 m^4(g) = I_4[S] \sum_k n_k^4 + 6 I_2[S]^2 \sum_{k < k'} n_k^2 n_{k'}^2. \quad (11)$$

Therefore, in the graph representation, the Binder parameter is given by

$$U(\beta) = A[S] \frac{\langle \sum_k n_k^4 \rangle_g}{\langle \sum_k n_k^2 \rangle_g^2} + 6 \frac{\langle \sum_{k < k'} n_k^2 n_{k'}^2 \rangle_g}{\langle \sum_k n_k^2 \rangle_g^2}, \quad (12)$$

where  $A[S] \equiv I_4[S]/(I_2[S])^2$ . Equation (12) is the improved estimator of the Binder parameter. When we adopt Eq. (3) for the local order parameter,  $A[S]$  takes

$$A[S] \equiv \frac{I_4[S]}{I_2[S]^2} = \frac{q^2 - 3q + 3}{q - 1} = \begin{cases} 1 & q = 2, \\ 3/2 & q = 3, \\ 7/3 & q = 4. \end{cases}$$

The Binder parameters of the ferromagnetic  $q$ -state Potts model on the square lattice for various  $q$  and system sizes are shown in Fig. 1. While the Binder parameter is monotonic for  $q = 2$ , humps appear for  $q > 2$  and become more significant for larger values for  $q$ . While the hump height seems to converge in the thermodynamic limit for  $q = 3$ , the non-convergent behavior of  $q = 4$  prohibits a simple finite-size scaling analysis, as we discuss in more detail below.

As shown in Eq. (12), the improved estimator of the Binder parameter consists of two terms. We divide the Binder parameter into low and high temperature terms as

$$U = A[S] U_{\text{low}} + U_{\text{high}}, \quad (13)$$

where

$$U_{\text{low}} \equiv \frac{\langle \sum_k n_k^4 \rangle_g}{\langle \sum_k n_k^2 \rangle_g^2} = \begin{cases} 0 & \beta \rightarrow 0, \\ 1 & \beta \rightarrow \infty, \end{cases} \quad (14)$$

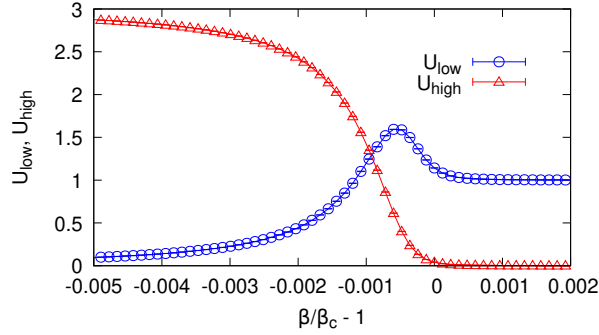


FIG. 2: Two components of the Binder parameter for  $q = 3$  and  $L = 896$ .

and

$$U_{\text{high}} \equiv 6 \frac{\langle \sum_{k < k'} n_k^2 n_{k'}^2 \rangle_g}{\langle \sum_k n_k^2 \rangle_g^2} = \begin{cases} 3 & \beta \rightarrow 0, \\ 0 & \beta \rightarrow \infty. \end{cases} \quad (15)$$

Note that the both  $U_{\text{low}}$  and  $U_{\text{high}}$  depend only on the graph  $g$ , *i.e.*, they do not depend on the definition of the order parameter. The temperature dependence of each component is shown in Fig. 2. One can see that the hump originates from the low-temperature term  $U_{\text{low}}$ . Therefore, the non-monotonic behavior of the Binder parameter originates from the low-temperature term, which is one of the main findings of the present paper. The peak values of the low-temperature term increases as the system size increases. The height of the peak of  $U_{\text{low}}$  is shown in Fig. 3.

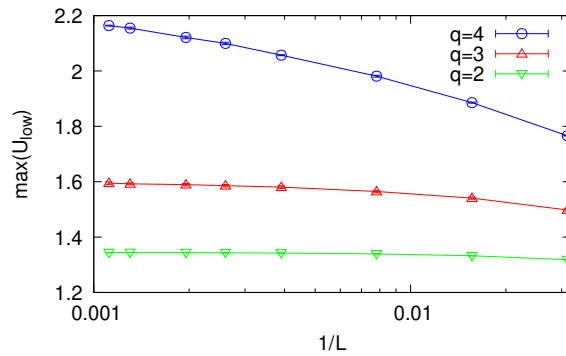


FIG. 3: Peak height of the low temperature term of the Binder parameter,  $U_{\text{low}}$ . The cases  $q = 2, 3$  and  $4$  are shown.

For the case of  $q = 2$ , the Binder parameters have no humps, but the low-temperature terms of them  $U_{\text{low}}$  have humps. However, size dependences are hardly seen. For the case

of  $q = 3$ , a hump appears in the Binder parameter. Furthermore, the humps become larger as the size increases but converge in the limit of large size. After the convergence, we can perform the scaling analysis for both sides of the critical point. This fact suggests that there exists the universal finite-size scaling function with a hump in  $q = 3$  case. Therefore,  $U_{\text{high}}$  and  $U_{\text{low}}$  are expected to be scaled simultaneously. Figure 4 shows the scaling plots of  $U_{\text{high}}$  and  $U_{\text{low}}$  for  $q = 3$ .

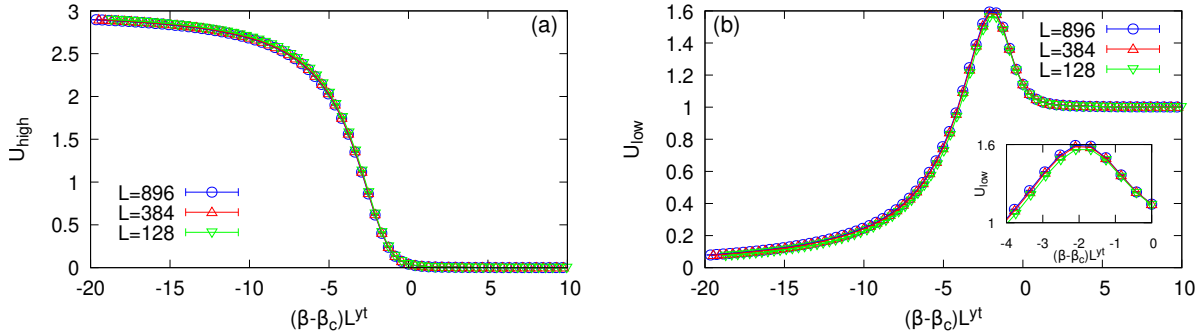


FIG. 4: Scaling plots of (a)  $U_{\text{high}}$  and (b)  $U_{\text{low}}$  for  $q = 3$ . The high temperature terms  $U_{\text{high}}$  do not exhibit humps, and they are well scaled. The low-temperature term  $U_{\text{low}}$  appears to be more size-dependent than  $U_{\text{high}}$ , but it converges for larger systems. A magnified view of the area around the peak is shown in the inset.

While the height of peaks of  $q = 2$  and  $3$  converge as the system size increases, those of  $q = 4$  continues to increase. Since the  $q = 4$  Potts model involves the logarithmic correction to scaling, it is unclear whether the peak of  $q = 4$  converges for larger systems [14]. Therefore, it is non-trivial whether the universal finite-size scaling function exists with a hump in  $q = 4$  case.

### III. ELIMINATION OF HUMPS

Binder parameters of the discrete spin systems, such as the Potts model, sometimes exhibit humps. However, we can eliminate the humps by choosing the order parameter appropriately. For example, we can eliminate the hump for  $q = 4$  by considering the Ising-like spin variable. In this section, we discuss eliminating or alleviating the humps by redefining the order parameters and Binder parameters appropriately.

### A. Ising order parameter

As shown in Fig. 2, the non-monotonic behavior originates from the low-temperature term of the Binder parameter. Since the parameter  $A[S]$  determines the ratio of the low-temperature term to the high-temperature term of the Binder parameter, we can reduce the effects caused by humps by reducing the value of  $A[S]$ . When  $q$  is even, we can consider the Ising-like spin variable

$$S_{\text{Ising}}(\sigma_i) = (-1)^{\sigma_i} \quad (16)$$

satisfying  $A[S_{\text{Ising}}] = 1$ , which is the minimum value of  $A[S]$  since  $I_4[S] \geq I_2[S]^2$ . With the Ising order parameter, we can define the Ising Binder parameter  $U_{\text{Ising}}$ . The scaling plot for the Ising Binder parameter is shown in Fig. 5 (a). Although not all lines have perfectly collapsed into the single line, one can see that the scaling is better than in Fig. 1 (c).

For  $q \geq 4$ , we can eliminate the low-temperature term by adopting an appropriate linear combination of two Binder parameters. Consider  $q = 4$  case. The improved estimators for the conventional  $U$  and the Ising Binder parameter  $U_{\text{Ising}}$  are as follows.

$$\begin{aligned} U &= \frac{7}{3}U_{\text{low}} + U_{\text{high}}, \\ U_{\text{Ising}} &= U_{\text{low}} + U_{\text{high}}. \end{aligned}$$

Therefore, we can extract the high temperature term of the Binder parameter  $U_{\text{high}}$  as

$$U_{\text{high}} = \frac{7}{4}U_{\text{Ising}} - \frac{3}{4}U.$$

Since the hump originates from the low-temperature term  $U_{\text{low}}$ , we can eliminate the humps by considering the high-temperature term  $U_{\text{high}}$  only. In the case of an odd number of  $q$ , we can define a spin variable  $S$  which has a different value of  $A[S]$  from the conventional definition. Then we can extract  $U_{\text{high}}$  in the similar manner. However, the above method does not work for  $q = 3$  since any definition of the scalar local order parameter gives  $A[S] = 3/2$ . We will discuss it later.

### B. Cross definition of Binder parameter

For a system with a graph representation, we can express the Binder parameter in terms of cluster size moments, which gives the improved estimator. The improved estimator consists



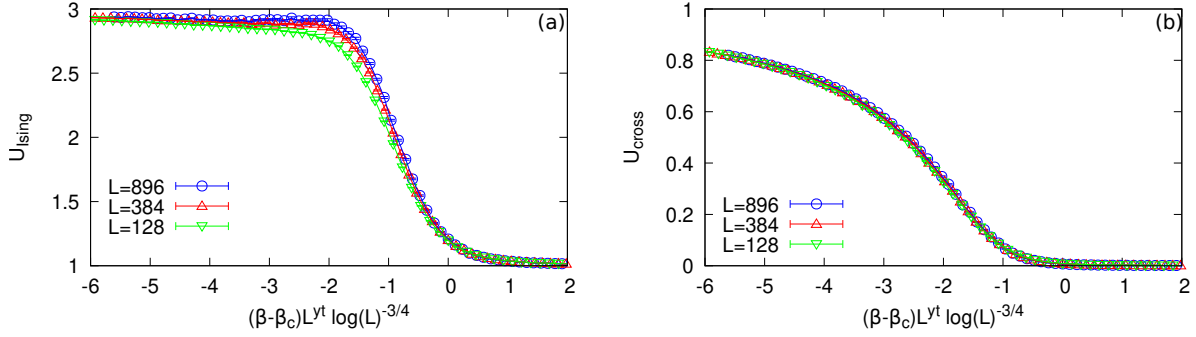


FIG. 5: Scaling plots of Binder parameters of  $q = 4$  Potts model for (a) Ising and (b) cross definitions. Exact values for critical points and exponents are used for the scaling plots.

of two components,  $U_{\text{low}}$  and  $U_{\text{high}}$ , and we can extract  $U_{\text{high}}$  by the linear combination of the Binder parameters calculated from several definitions of the order parameters. However, this is not possible in a system for which the improved estimator of the Binder parameter is unknown. To address this problem, we propose another Binder parameter which gives a spin representation of  $U_{\text{high}}$ .

Let us consider two kinds of local quantities,  $S_\alpha(\sigma_i)$  and  $S_\beta(\sigma_i)$ , and define the corresponding order parameters,  $m_\alpha$  and  $m_\beta$ , as well as Eq. (2). With the two order parameters, we define the “cross” definition of the Binder parameter as

$$U_{\text{cross}} \equiv \frac{\langle m_\alpha^2 m_\beta^2 \rangle}{\langle m_\alpha^2 \rangle \langle m_\beta^2 \rangle}. \quad (17)$$

In the Potts model, the graph representation of the numerator is given as

$$N^4 (m_\alpha^2 m_\beta^2)(g) = I_2[S_\alpha S_\beta] \sum_k n_k^4 + 2 (I_2[S_\alpha] I_2[S_\beta] + 2 I_1[S_\alpha S_\beta]^2) \sum_{k < k'} n_k^2 n_{k'}^2, \quad (18)$$

where we assume that the first moments of  $S_\alpha$  and  $S_\beta$  are zero,  $I_1[S_\alpha] = I_1[S_\beta] = 0$ . Therefore, the cross definition of the Binder ratio is also decomposed into the low- and high-temperature terms,

$$U_{\text{cross}} = \frac{I_2[S_\alpha S_\beta]}{I_2[S_\alpha] I_2[S_\beta]} U_{\text{low}} + \frac{1}{3} \left( 1 + 2 \frac{I_1[S_\alpha S_\beta]^2}{I_2[S_\alpha] I_2[S_\beta]} \right) U_{\text{high}}. \quad (19)$$

In contrast to the conventional Binder ratio, the coefficient of the low-temperature term may vanish. If two local quantities satisfy  $I_2[S_\alpha S_\beta] = 0$ ,  $U_{\text{cross}}$  can extract  $U_{\text{high}}$  only.

A problem is whether such a pair of local quantities exists. For the  $q \geq 4$  Potts model,

we find the simplest solution,

$$S_\alpha[\sigma] \equiv \delta_{\sigma,1} - \delta_{\sigma,3}, \quad S_\beta[\sigma] \equiv \delta_{\sigma,2} - \delta_{\sigma,4}. \quad (20)$$

Since  $I_n[S_\alpha S_\beta] = 0$  for any positive integer  $n$ , we obtain  $U_{\text{cross}} = U_{\text{high}}/3$ . We note that the relation,  $U_{\text{cross}} = (7U_{\text{Ising}} - 3U)/12$ , can be proved using only the  $q = 4$  Potts symmetry without using the graph representation. For large  $q$ , other definitions of order parameters can also satisfy the condition. For example, we have another solution for  $q = 6$  as

$$S'_\alpha[\sigma] \equiv \delta_{\sigma,1} - \delta_{\sigma,4}, \quad S'_\beta[\sigma] \equiv \delta_{\sigma,2} + \delta_{\sigma,3} - \delta_{\sigma,5} - \delta_{\sigma,6}.$$

In the case of  $q = 3$ , there is no solution of  $S_\alpha$  and  $S_\beta$ . It is because the coefficients of  $U_{\text{low}}$  and  $U_{\text{high}}$  in Eq. (19) are always proportional. A definition of the Binder ratio without a hump in the  $q = 3$  case will be discussed in the next subsection.

The scaling plot of  $U_{\text{cross}}$  in the  $q = 4$  Potts model on the square lattice is shown in Fig. 5 (b). The cross Binder parameter is monotonic and scaled perfectly in contrast to  $U$  and  $U_{\text{Ising}}$ .

The nature of  $U_{\text{cross}}$  is unclear in a system whose graph representation is not known. However, we expect that the cross Binder parameter (17) with an appropriate choice of  $m_\alpha$  and  $m_\beta$  exhibits monotonic behavior even in such a system. At least the following two conditions seem to be necessary; (i)  $\langle m_\alpha^2 \rangle$  and  $\langle m_\beta^2 \rangle$  are regarded as order parameters, (ii)  $\langle m_\alpha^2 m_\beta^2 \rangle$  vanishes in the low-temperature limit. The first condition means that, in the thermodynamic limit, both of them take a non-zero value in the ordered phase while they vanish in the disordered phase. It allows  $U_{\text{cross}}$  to detect the phase transition. The second condition implies that  $U_{\text{cross}}$  goes to zero in the low temperature. It is important so that  $U_{\text{cross}}$  does not contain  $U_{\text{low}}$ , the cause of a hump. To satisfy these condition, the ordered phase needs to have at least 4-fold degeneracy. In Sec. IV, we will demonstrate the usefulness of  $U_{\text{cross}}$  and the validity of our expectation in a system without the graph representation. Phenomenological analysis of the first-order phase transition also supports our expectation (see Appendix B).

### C. Higher-moment Binder parameter

As shown above, a hump does not appear for  $q = 2$ , and we can eliminate it for  $q \geq 4$ . The case of  $q = 3$  is special. Any local order parameter which satisfies  $I_1[S] = 0$  always leads

to  $A[S] = 3/2$ . Thus we cannot eliminate the hump by considering a linear combination of Binder parameters with different order parameters. Fig. 3 shows that the effect of the hump is expected to be small for a sufficiently large system size, but for quantum spin systems with  $S_3$  symmetry, for example, the effect of the hump can be serious. This subsection proposes the higher-moment Binder parameter for the three-state Potts model, which does not exhibit a hump.

Consider the complex order parameter for the three-state Potts model as,

$$S(\sigma_i) = \exp\left(i\frac{2\pi}{3}\sigma_i\right).$$

This order parameter satisfies the following conditions for moments,

$$I_{3n+1}[S] = I_{3n+2}[S] = 0, \quad (21)$$

$$I_{3n}[S] = 1. \quad (22)$$

Then we define the ratio of the 6th and 3rd cumulant of the order parameters as

$$U_{6,3} = \frac{\langle m^6 \rangle}{\langle m^3 \rangle^2}.$$

The improved estimator of this parameter is given by,

$$U_{6,3} = \frac{\langle \sum_k n_k^6 \rangle_g}{\langle \sum_k n_k^3 \rangle_g^2} + 20 \frac{\langle \sum_{k < k'} n_k^3 n_{k'}^3 \rangle_g}{\langle \sum_k n_k^3 \rangle_g^2}. \quad (23)$$

The temperature dependence of the higher-moment Binder parameters are shown in Fig. 6. There are no any humps.

By considering the higher moment, we reduce the hump and obtain better scaling plots. To investigate how these improved scaling plots affect the estimation of the critical exponents, we perform the Bayesian scaling analysis [15, 16]. We fixed the critical points at the exact values and estimated the critical exponents  $y_t$  using a pair of two systems  $(L, 2L)$ . The system sizes are  $L = 32, 64, 128$ , and 256. The error bars are estimated as the confidence intervals obtained from the Bayesian scaling analysis. The results for  $q = 3$  Potts model is shown in Fig. 7. We used the conventional definitions  $U$ , the higher-moment definitions  $U_{6,3}$ , and the high-temperature component  $U_{\text{high}}$  to estimate the critical exponents. As the system size increases, the estimated value of the critical exponent approaches the exact value. While the deviation between the exact value and the estimated value is larger for  $U_{6,3}$  than for  $U$ , the error bars of  $U_{6,3}$  are smaller than those by  $U$ , reflecting the better scaling plots.

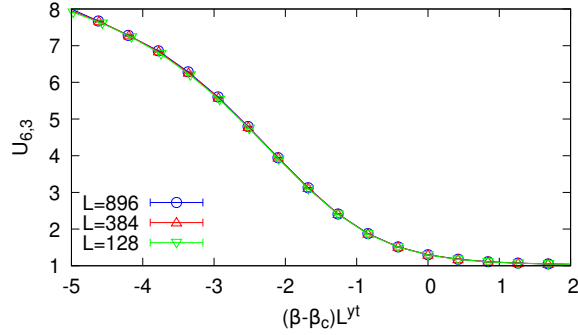


FIG. 6: The higher-moment Binder parameters for the  $q = 3$  Potts model. The behavior is monotonic and exhibits better scaling plots compared with the conventional definition shown in Fig. 1 (b).

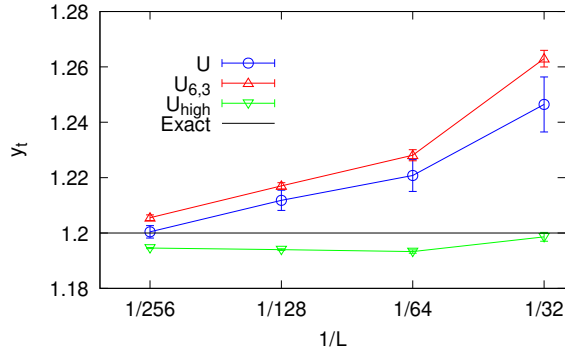


FIG. 7: Estimation of critical exponent  $y_t$  for the  $q = 3$  Potts model. The confidence intervals obtained by the Bayesian analysis are shown as the error bars.

#### IV. APPLICATION TO FRUSTRATED ISING MODEL

In this section, we consider the frustrated  $J_1$ - $J_2$  model on the square lattice as a system for which the improved estimator of the Binder parameter is unknown. The Hamiltonian of this model is given by

$$H = J_1 \sum_{\langle i,j \rangle} \sigma_i \sigma_j + J_2 \sum_{\langle\langle i,j \rangle\rangle} \sigma_i \sigma_j,$$

where  $\langle i, j \rangle$  and  $\langle\langle i, j \rangle\rangle$  denote the summation over the nearest and the next-nearest neighbor pairs, respectively. Spins are Ising-like variable,  $\sigma_i = \pm 1$  and  $J_1 < 0$  and  $J_2 > 0$  denote ferromagnetic and antiferromagnetic interactions, respectively. The amplitude of the frustration is defined as  $g = J_2/|J_1|$ . The grand state of this system is the stripe state when

$g > 1/2$  and the system exhibits phase transition between the paramagnetic phase to the stripe phase at a finite temperature. While the Hamiltonian is rather simple, the nature of this transition is under debate [7, 8, 17]. The main question is whether the system always exhibits a continuous transition in the region  $g > 1/2$ , or there exists a point  $g^*$  and the system exhibits a first-order transition in the region  $1/2 < g < g^*$ . In this paper, we will not discuss the nature of the phase transition, but we investigate the behavior of the Binder parameter depending on the value of  $g$ . Since Kalz and Honecker reported that  $g^* \sim 0.67$ , we study two cases  $g = 0.55$  and  $g = 0.70$ , respectively. When the value of  $g$  is close to 0.5, the system is expected to exhibit first-order transition properties.

The stripe order of this system is defined as follows,

$$m_x \equiv \frac{1}{N} \sum_i (-1)^{x_i} \sigma_i, \quad m_y \equiv \frac{1}{N} \sum_i (-1)^{y_i} \sigma_i,$$

where  $(x_i, y_i)$  are the coordinates of the  $i$ -th spin on the lattice. When the system exhibits the perfect stripe order, then the order parameter  $(m_x, m_y)$  can take one of  $(1, 0)$ ,  $(-1, 0)$ ,  $(0, 1)$ , and  $(0, -1)$ . Therefore, the ground state of this system is fourfold degenerate. There are several ways to define the Binder ratio from this order parameter  $(m_x, m_y)$ . The simple definition is

$$m^2 \equiv m_x^2 + m_y^2, \\ U \equiv \frac{\langle m^4 \rangle}{\langle m^2 \rangle^2}.$$

Kalz and Honecker adopted the following definition,

$$m_I \equiv m_x + m_y, \\ U_{\text{Ising}} \equiv \frac{\langle m_I^4 \rangle}{\langle m_I^2 \rangle^2}.$$

Since the scalar order parameter  $m_I$  can take  $\pm 1$  for the perfect stripe order, this corresponds to the Ising definition which is expected to suppress the hump of the Binder parameter. We also can define the cross definition as follows,

$$U_{\text{cross}} \equiv \frac{\langle m_x^2 m_y^2 \rangle}{\langle m_x^2 \rangle \langle m_y^2 \rangle}.$$

Since  $\langle m_x^2 m_y^2 \rangle = 0$  for the perfect stripe order,  $U_{\text{cross}}$  is expected to extract the high-temperature term of the Binder parameter only.

The scaling plots of the Binder parameters for  $g = 0.70$  are shown in Fig. 8. The critical point is estimated to be  $\beta_c = 0.7757(1)$  from the crossing points of the conventional Binder parameters. We estimated the critical exponent  $y_t$  from the Bayesian scaling analysis for each definition with fixing the critical point. While the conventional definition of the Binder parameter exhibit humps, the Ising and the cross definitions do not. As a consequence, the Binder parameters of the Ising and the cross definitions show better scaling behavior than that of the conventional one.

The scaling plots of the Binder parameters for  $g = 0.55$  are shown in Fig. 9. The critical point is estimated to be  $\beta_c = 1.2961(1)$  from the crossing points of the conventional Binder parameters. We estimated the critical exponent  $y_t$  from the Bayesian scaling analysis for each definition with fixing the critical point. Unlike the case of  $g = 0.70$ , we cannot remove humps by adopting the Ising definition. This implies that the Binder parameter *feels* the first order transition in the system of  $g = 0.55$ . The Binder parameters of the cross definition  $U_{\text{cross}}$  are monotonic and do not have any hump. So we completely removed the humps even in the systems with the first-order transitional behavior.

As in the case of the Potts model, we performed the Bayesian scaling analysis of the critical exponent  $y_t$  for the frustrated  $J_1$ - $J_2$  Ising model. The results are shown in Fig. 10. In both cases, the cross definitions were the least sensitive to the finite size effect.

## V. SUMMARY AND DISCUSSION

We study the hump of the Binder parameter for the discrete spin systems. The graph representation of the Binder parameter consists of two terms, high- and low-temperature terms. The hump of the Binder parameter originates from the low-temperature term. It was found that the reason why the hump is reduced by adopting the Ising definition is that the amplitude of the low temperature term is reduced compared to the high temperature term by changing the local definition. As a bi-product of our pursuit for the origin of the bump, we have obtained the universal scaling function (Fig. 1(b) and Fig. 4(b)) of the  $q=3$  Potts model with high precision. The obtained universal scaling function turns out to be non-monotonic with a hump, which can be a new clue to identify the universal class.

We can completely eliminate the humps by extracting the high-temperature term only, and can obtain better scaling plots. We cannot find such a parameter for  $q = 3$ . Instead, we

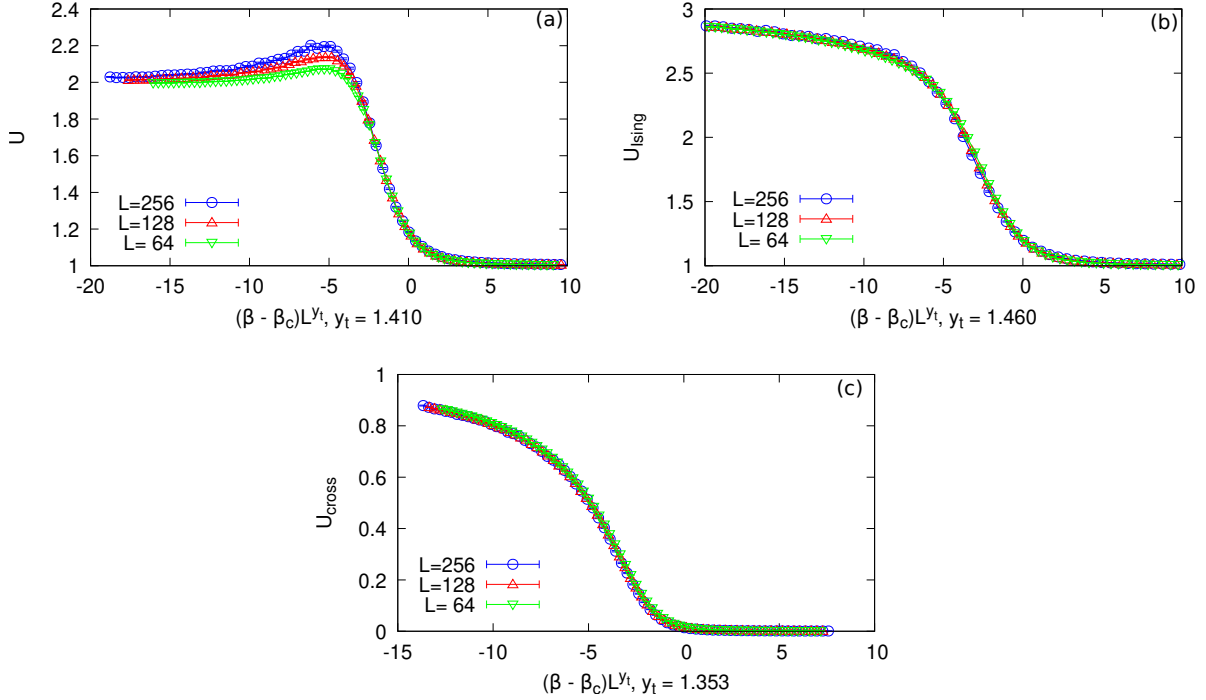


FIG. 8: Binder parameters of the frustrated  $J_1$ - $J_2$  Ising model for  $g = 0.70$  (a) Conventional, (b) Ising, and (c) cross definitions are shown. With fixing the critical points  $\beta_c = 0.7757(1)$ , we estimated the critical exponent  $y_t$  for each definition by the Bayesian scaling analysis.

consider the higher-moment Binder parameter, the ratio of the sixth and the third moments of the order parameter. Since the amplitude of the high-temperature term is much larger than that of the low-temperature term (see Eq. 23), the effect from the low-temperature term is relatively reduced. As a result, the higher-order Binder parameter does not exhibit humps. We proposed a new definition of the Binder parameter, the cross definition, which is entirely free from humps. We applied it to the frustrated Ising system and obtained better scaling plots. Especially, the critical exponents estimated from the cross definition exhibited smallest finite size effect among three definitions. Although it is not very clear whether the corrections-to-scaling has been fully eliminated, the finite-size-scaling results (Fig. 7 and Fig. 10) suggest that the new definition suffers less from the corrections particularly for small systems. The cross definition can be applied to systems where the conventional Binder parameter exhibits a hump but the improved estimator is unknown, and will be a useful tool in the analysis of such systems.

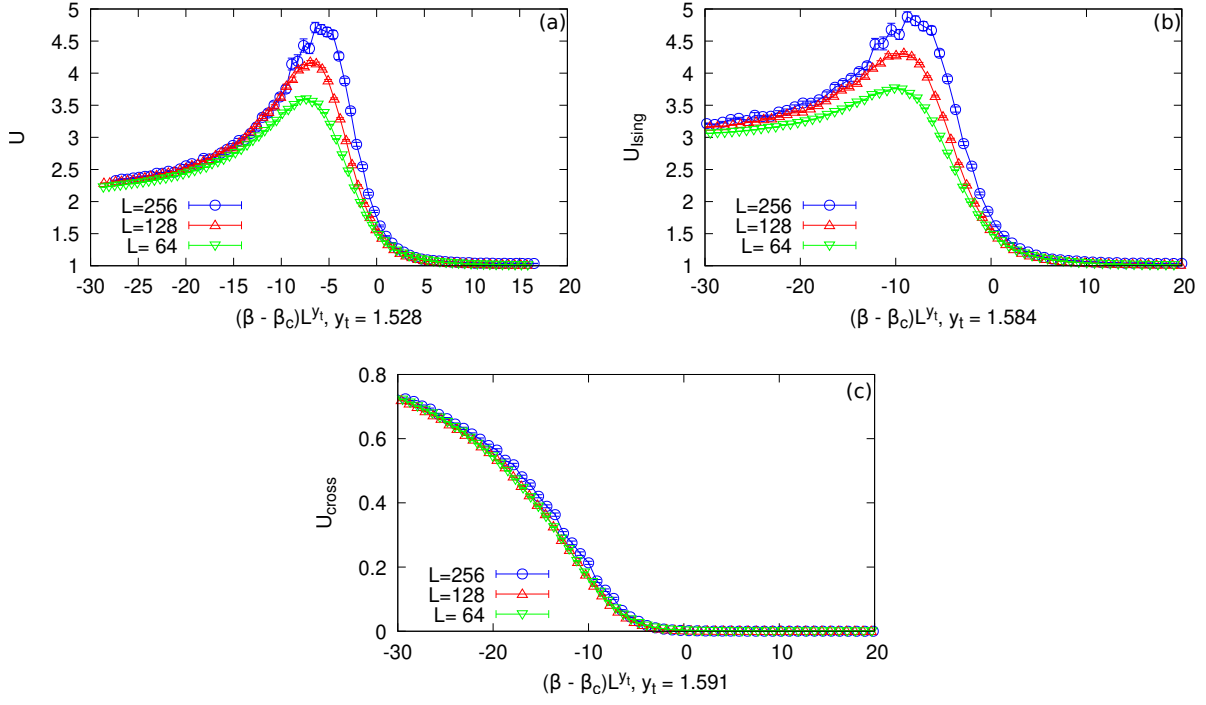


FIG. 9: Binder parameters of the frustrated  $J_1$ - $J_2$  Ising model for  $g = 0.55$  (a) Conventional, (b) Ising, and (c) cross definitions are shown. With fixing the critical points  $\beta_c = 1.2961(1)$ , we estimated the critical exponent  $y_t$  for each definition by the Bayesian scaling analysis.

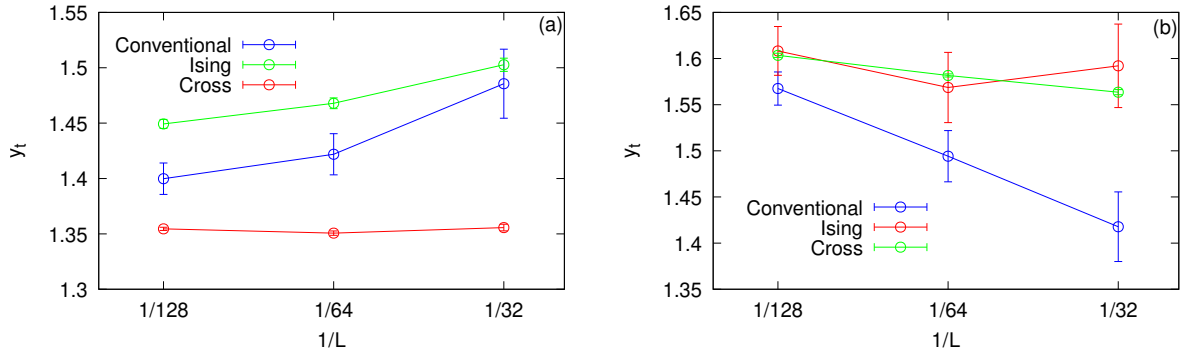


FIG. 10: The estimated critical exponents  $y_t$  of (a)  $g = 0.70$  and (b)  $g = 0.55$ . The confidence intervals obtained by the Bayesian analysis are shown as the error bars.

### Acknowledgements

The computations were partially carried out on the facilities of the Supercomputer Center, Institute for Solid State Physics, University of Tokyo. We would like to thank T. Okubo, T.



$N_b$	$\{n_k\}$	$N_c$	$N_g$	$\sum_k n_k^2$	$\sum_k n_k^4$	$\sum_{k < k'} n_k^2 n_{k'}^2$
0	(1, 1, ...)	$N$	1	$N$	$N$	$N(N-1)/2$
1	(2, 1, 1, ...)	$N-1$	$2N$	$N+2$	$N+14$	$(N-2)(N+5)/2$
2	(3, 1, 1, ...)	$N-2$	$6N$	$N+6$	$N+78$	$(N-3)(N+14)/2$
2	(2, 2, 1, 1, ...)	$N-2$	$N(2N-7)$	$N+4$	$N+28$	$(N^2+7N-12)/2$
3	(4, 1, 1, ...)	$N-3$	$22N (= 18N+4N)$	$N+12$	$N+252$	$(N-4)(N+27)/2$
3	(3, 2, 1, 1, ...)	$N-3$	$12N(N-5)$	$N+8$	$N+92$	$(N^2+15N-28)/2$
3	(2, 2, 2, 1, 1, ...)	$N-3$	$2(2N^2-21N+58)/3$	$N+6$	$N+42$	$(N^2+11N-6)/2$

TABLE I: High-temperature expansion of the  $q$ -state Potts model on the square lattice.  $N_b$  and  $N_c$  are the number of bonds and the number of clusters in a graph.  $N_g$  is the number of graphs for the cluster distribution  $\{n_k\}$ .

Suzuki, K. Harada, and S. Todo for helpful discussions. This work was supported by JSPS KAKENHI Grant Numbers 15K05201 and by MEXT as “Exploratory Challenge on Post-K computer” (Frontiers of Basic Science: Challenging the Limits).

## Appendix A: High-Temperature Expansion Analysis

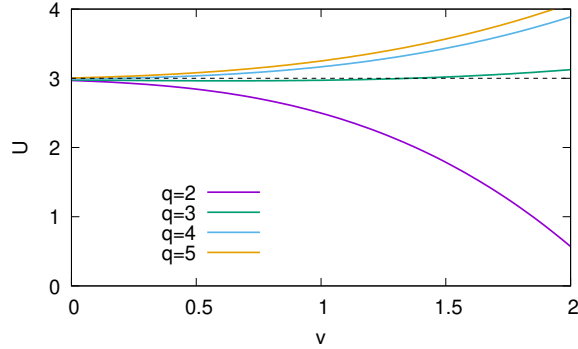


FIG. 11: The Binder parameters with the high-temperature expansion to the third order. The cases for  $q = 2, 3, 4$  and  $5$  are shown. The number of spins  $N$  is 64. The dashed line denotes the value of the high-temperature limit.

Here, we perform the high-temperature expansion analysis of the Binder parameter in terms of  $v$  in Eq. (6). The order of expansion corresponds to the number of bonds in the

graph.

### 1. Zeroth-order approximation

In the zeroth order approximation, there are no bonds in the graph. The sizes of clusters are  $\{n_k\} = \{1, 1, \dots, 1\}$ . Therefore,

$$N_c(g) = N, \quad (\text{A1})$$

$$\sum_k n_k^2 = \sum_k n_k^4 = N, \quad (\text{A2})$$

$$\sum_{k < k'} n_k^2 n_{k'}^2 = \frac{N(N-1)}{2}. \quad (\text{A3})$$

The Binder parameter is

$$U(v) = 3 - \frac{1}{N}(3 - A[S]) + O(v). \quad (\text{A4})$$

This corresponds to the high-temperature limit. For large enough system, we have

$$U(0) = 3.$$

We can also have the low-temperature limit. In low-enough temperature, all spins are identical which corresponds to  $N = 1$  in Eq. (A4). Therefore,

$$U(\infty) = A[S] = \frac{q^2 - 3q + 3}{q - 1}.$$

Note that the magnitude relation between the high- and low-temperature limit of the Binder parameters changes with respect to  $q$  as

$$\begin{cases} U(0) > U(\infty) & q = 2, 3, 4, \\ U(0) < U(\infty) & q \geq 5. \end{cases} \quad (\text{A5})$$

## 2. First-order approximation

There is one bond in the graph in the first order approximation. The sizes of the clusters are  $\{n_k\} = \{2, 1, \dots, 1\}$ . Therefore,

$$N_c(g) = N - 1, \quad (\text{A6})$$

$$\sum_k n_k^2 = N + 2, \quad (\text{A7})$$

$$\sum_k n_k^4 = N + 14, \quad (\text{A8})$$

$$\sum_{k < k'} n_k^2 n_{k'}^2 = \frac{(N - 2)(N + 5)}{2}. \quad (\text{A9})$$

Since the number of graphs is  $2N$ , the Binder parameter is

$$U(\beta) = 3 - \frac{1}{N}(3 - A[S]) + \frac{20}{Nq} \left( A[S] - \frac{9}{5} \right) v + O(v^2).$$

The differential coefficient with respect to  $v$  at the high-temperature limit  $v = 0$  becomes positive when  $A[S] > 9/5$  which corresponds to  $q \geq 4$ . Since  $U(0) > U(\infty)$  when  $q = 4$ , the Binder parameter must have an infection point, *i.e.*, a hump. Note that we cannot prove the existence of humps for  $q = 3$  since the  $dU/dv|_{v=0} < 0$ . We cannot show the existence of humps for  $q \geq 5$  either, since the low-temperature limit of the Binder parameter is larger than the high-temperature limit.

## 3. Third-order approximation

We consider the high-temperature expansion to the third order on the square lattice and the results are summarized in Table I. The Binder parameter is

$$U(v) = 3 - \frac{3 - A[S]}{N} \quad (\text{A10})$$

$$+ \frac{4}{Nq}(5A[S] - 9)v \quad (\text{A11})$$

$$+ \frac{40}{Nq^2}(2A[S] - 3)v^2 \quad (\text{A12})$$

$$+ \frac{16}{Nq^3}(17A[S] - 24)v^3 \quad (\text{A13})$$

$$+ O(v^4). \quad (\text{A14})$$

The Binder parameters expanded to the third order are shown in Fig. 11. While the Binder parameter of  $q = 3$  is decreasing function at  $v = 0$ , it becomes increasing function for larger  $v$  while that of  $q = 2$  is monotonically decreasing function. These behaviors are consistent with the numerical results.

## Appendix B: Phenomenological analysis of the first-order transition

In this appendix, we discuss the behavior of the Binder parameters by a phenomenological model of the first-order phase transition as well as Ref. [11, 18]. We consider the two-dimensional order parameter  $\mathbf{m} = (m_x, m_y)$  and assume that its probability distribution consists of two parts,

$$P(\mathbf{m}) = \frac{1}{e^{tL^d} + 1} \left[ e^{tL^d} P_{>}(\mathbf{m}) + P_{<}(\mathbf{m}) \right], \quad (\text{B1})$$

where  $d$ ,  $L$ , and  $t$  are the space dimension, the system size, and the reduced temperature proportional to  $T - T_c$ .  $P_{>}(\mathbf{m})$  dominates for  $t > 0$ , and vice versa. The order parameter in the disordered phase fluctuates around the origin. On the other hand,  $P(\mathbf{m})$  in the ordered phase has  $q$  peaks at  $\mathbf{m}_p = (m_{p,x}, m_{p,y})$ . Thus, the probability distributions for the disordered and ordered phase are given as

$$P_{>}(\mathbf{m}) = \frac{1}{2\pi\sigma^2} \exp \left[ -\frac{|\mathbf{m}|^2}{2\sigma^2} \right], \quad (\text{B2})$$

$$P_{<}(\mathbf{m}) = \frac{1}{2\pi\sigma^2 q} \sum_{p=1}^q \exp \left[ -\frac{|\mathbf{m} - \mathbf{m}_p|^2}{2\sigma^2} \right]. \quad (\text{B3})$$

Here, for simplicity, we assume that the variances in  $P_{<}$  and  $P_{>}$  are the same. The finite correlation length at the transition temperature implies that the variance scales with the system size as  $\sigma^2 = \chi_0 L^{-d}$ . The  $n$ -th moment of the magnetization is easily calculated from the Gaussian integral. For example, we have

$$\langle m_x^2 \rangle = \sigma^2 + \frac{1}{zq} \sum_{p=1}^q m_{p,x}^2, \quad (\text{B4})$$

$$\langle m_x^2 m_y^2 \rangle = \sigma^4 + \frac{1}{zq} \sum_{p=1}^q (\sigma^2 m_{p,x}^2 + \sigma^2 m_{p,y}^2 + m_{p,x}^2 m_{p,y}^2), \quad (\text{B5})$$

where  $z \equiv e^{tL^d} + 1$ . The odd-order moments vanish by symmetry.

For the cross definition of the Binder parameter, it is important to choose the order parameter such that the cross term of  $\mathbf{m}_p$  vanishes on average,

$$\frac{1}{q} \sum_{p=1}^q m_{p,x}^2 m_{p,y}^2 = 0. \quad (\text{B6})$$

This condition erases the low-temperature part of the Binder parameter. We consider the simplest case in which  $P_<(\mathbf{m})$  has four peaks ( $q = 4$ ) at  $(\pm m_0, 0)$  and  $(0, \pm m_0)$ . The cross definition of the Binder parameter is calculated as

$$U_{\text{cross}} = 1 - \left( \frac{m_0^2}{2z\sigma^2 + m_0^2} \right)^2. \quad (\text{B7})$$

Obviously it is monotonic function of  $z$ . Therefore,  $U_{\text{cross}}$  has no hump [Fig.12(a)]. It is not difficult to show monotonicity in more general cases which satisfy (B6).

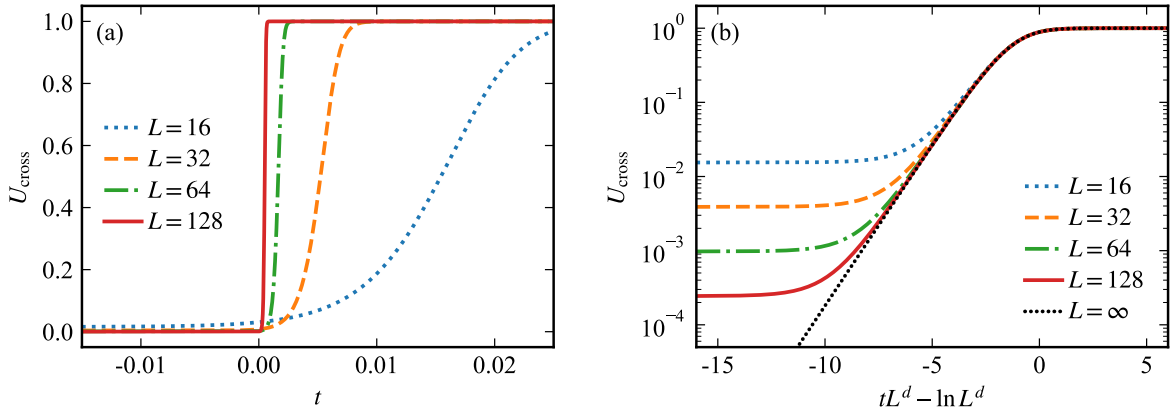


FIG. 12: The cross definition of the Binder parameter calculated from the phenomenological model with  $d = 2$ ,  $m_0 = 1$ , and  $\chi_0 = 1$ . (a)  $U_{\text{cross}}$  monotonically increases with  $t$ . (b) Scaling plot with the temperature correction collapses into the single curve.

The scaling plots of  $U_{\text{cross}}$  against  $tL^d$  do not collapse into a single curve. However, by considering the temperature correction, we can put them on the same curve and obtain its scaling function. The system-size dependence of  $U_{\text{cross}}$  appears only in the form of  $z\sigma^2$ . Let us find the temperature  $t_0$  at which  $z\sigma^2$  is equal to a constant value. The leading order of  $t_0$  satisfies  $t_0 L^d \simeq \ln L^d + O(1)$ . Thus, if the abscissa of the scaling plot is  $tL^d - \ln L^d$ , all the curves intersect at a single point. This shift corresponds to a correction of the transition temperature at each size,

$$T_c(L) = T_c(\infty) (1 + L^{-d} \ln L^d). \quad (\text{B8})$$

It implies that the finite-scaling analysis of  $U_{\text{cross}}$  may overestimate the transition temperature. We emphasize that this correction is different from and much smaller than the logarithmic correction in the 4-state Potts model [19].

As shown in Fig.12(b), the scaling plots of Eq.(B7) with the temperature correction are on the same curve. Its scaling function in the thermodynamic limit is obtained as

$$U_{\text{cross}} \simeq 1 - \left( \frac{m_0^2}{2\chi_0 e^x + m_0^2} \right)^2 \quad (\text{B9})$$

with  $x \equiv tL^d - \ln L^d$ . We note that  $U_{\text{cross}}$  is scaled well in the entire region above a certain temperature in contrast to the conventional and Ising definitions. These exhibit data collapse only near the transition temperature because a hump exists at the high temperature, as well as the clock-type definition of the Binder parameter [18].

- 
- [1] K. Binder, Z. Phys., B Condens. matter **43**, 119 (1981).
  - [2] K. Binder, M. Nauenberg, V. Privman, and A. P. Young, Phys. Rev. B **31**, 1498 (1985).
  - [3] H. Watanabe, N. Ito, and C.-K. Hu, J. Chem. Phys. **136**, 204102 (2012).
  - [4] S. Morita and N. Kawashima, Comput. Phys. Commun. **236**, 65 (2019).
  - [5] M. Hasenbusch, J. Stat. Mech. Theory Exp. **2008**, P08003 (2008).
  - [6] Y. Tomita and Y. Okabe, Phys. Rev. B **66**, 180401 (2002).
  - [7] S. Jin, A. Sen, and A. W. Sandvik, Phys. Rev. Lett. **108**, 045702 (2012).
  - [8] A. Kalz and A. Honecker, Phys. Rev. B **86**, 134410 (2012).
  - [9] K. Harada, T. Suzuki, T. Okubo, H. Matsuo, J. Lou, H. Watanabe, S. Todo, and N. Kawashima, Phys. Rev. B **88**, 220408 (2013).
  - [10] T. Suzuki, K. Harada, H. Matsuo, S. Todo, and N. Kawashima, Phys. Rev. B **91**, 094414 (2015).
  - [11] K. Vollmayr, J. D. Reger, M. Scheucher, and K. Binder, Z. Phys., B Condens. matter **91**, 113 (1993).
  - [12] T. Horita, H. Suwa, and S. Todo, Phys. Rev. E **95**, 012143 (2017).
  - [13] C. Fortuin and P. Kasteleyn, Physica **57**, 536 (1972).
  - [14] K. Fukushima and K. Sakai, Prog. Theor. Exp. Phys. **2019** (2019).
  - [15] K. Harada, Phys. Rev. E **84**, 056704 (2011).

- [16] K. Harada, Phys. Rev. E **92**, 012106 (2015).
- [17] H. Li and L.-P. Yang, Phys. Rev. E **104**, 024118 (2021).
- [18] S. Iino, S. Morita, N. Kawashima, and A. W. Sandvik, J. Phys. Soc. Jpn **88**, 034006 (2019).
- [19] J. Salas and A. D. Sokal, J. Stat. Phys. **88**, 567 (1997), 9607030.