

Non-monotonic behavior of the Binder Parameter in the systems with the Potts symmetry

Hiroshi Watanabe^{1,2,*}, Yuichi Motoyama², Satoshi Morita², and Naoki Kawashima²

¹ *Department of Applied Physics and Physico-Informatics,*

Keio University, Yokohama 223-8522, Japan and

² *The Institute for Solid State Physics, The University of Tokyo,*

Kashiwanoha 5-1-5, Kashiwa, Chiba 277-8581, Japan

(Dated: July 19, 2022)

Abstract

We study a non-monotonic behavior of the Binder parameter, which appears in the systems with the Potts symmetry. Using the Fortuin-Kasteleyn graph representation, we find that the improved estimator of the Binder parameter consists of two terms with values only in high- and low-temperature regions. The non-monotonic behavior is found to originate from the low-temperature term. With the appropriately defined order parameter, we can reduce the influence of the low-temperature term, and as a result, the non-monotonic behavior can also be reduced. We propose new definitions of ordered parameter which reduces or eliminates the non-monotonic behavior of the Binder parameter in a system whose Fortuin-Kasteleyn representation is non-trivial.

*Electronic address: hwatanabe@appi.keio.ac.jp; Corresponding author

I. INTRODUCTION

The Binder parameter, *a.k.a* the forth-order cumulant, is the useful tool to analyze the critical phenomena [1, 2]. Since the scaling dimension of the Binder parameter is zero, this value does not depend on the system size at the criticality. Therefore, the Binder parameters with different system sizes cross at the criticality which allows us to identify the critical point. Not only the spin systems but it can also be applied to particle systems [3]. Recently, a method to calculate Binder parameters using the tensor network was also proposed [4]. There are dimensionless variables other than the Binder parameter. One of such variables is ξ/L , where ξ is the correlation length, and L is the linear system size. But the Binder parameter has been widely used since it is easy to use and exhibits better convergence. However, the Binder parameter sometimes indicates peculiar behavior compared to other dimensionless parameters. For example, the Binder parameter exhibits a larger correction to scaling compared to ξ/L [5, 6]. More seriously, the Binder parameter sometimes exhibits non-monotonic behavior, a hump, near the criticality of the Potts model (see Fig. 1). The hump exhibits system-size dependence, and it makes the scaling analysis difficult. While the hump does not appear in the Ising model, the Binder parameters of the q -state Potts models with $q > 2$ exhibit humps. The humps appear not only in the Potts models but in the frustrated system, which exhibits S_4 symmetry [7, 8]. Not only the classical spin systems but they were also found in the quantum system with S_3 symmetry [9, 10]. The existence of the hump of the Binder parameter is known among researchers. For example, Vollmayr *et al.* gave the phenomenological arguments that the Binder parameter exhibits a hump when the system involves the first order transition [11]. Jin *et al.* utilized the system-size dependence of the hump to identify the Potts point for the J_1 - J_2 frustrated Ising model [7]. Kalz and Honecker adopted the Ising-like order parameter, which reduces the effects of the hump [8]. But little is known about the properties of the hump. For example, it is not known why the effect of the hump is reduced by using the Ising definition or whether the hump can be eliminated.

The purpose of this paper is to investigate the origin of the non-monotonic behavior of the Binder parameter and to find a method to eliminate it if possible. This paper is organized as follows. In the next section, we describe the properties of humps of the Binder parameter, especially the origin of the hump of the Binder parameter. In Sec. III, we discuss the method

to eliminate or alleviate the humps with appropriately defined order parameters. In Sec. IV, we demonstrate that an appropriately defined order parameter can eliminate the effect of the hump even in systems where the graph representation is nontrivial. Section V is devoted to discussion and perspective.

II. HUMP OF BINDER PARAMETER

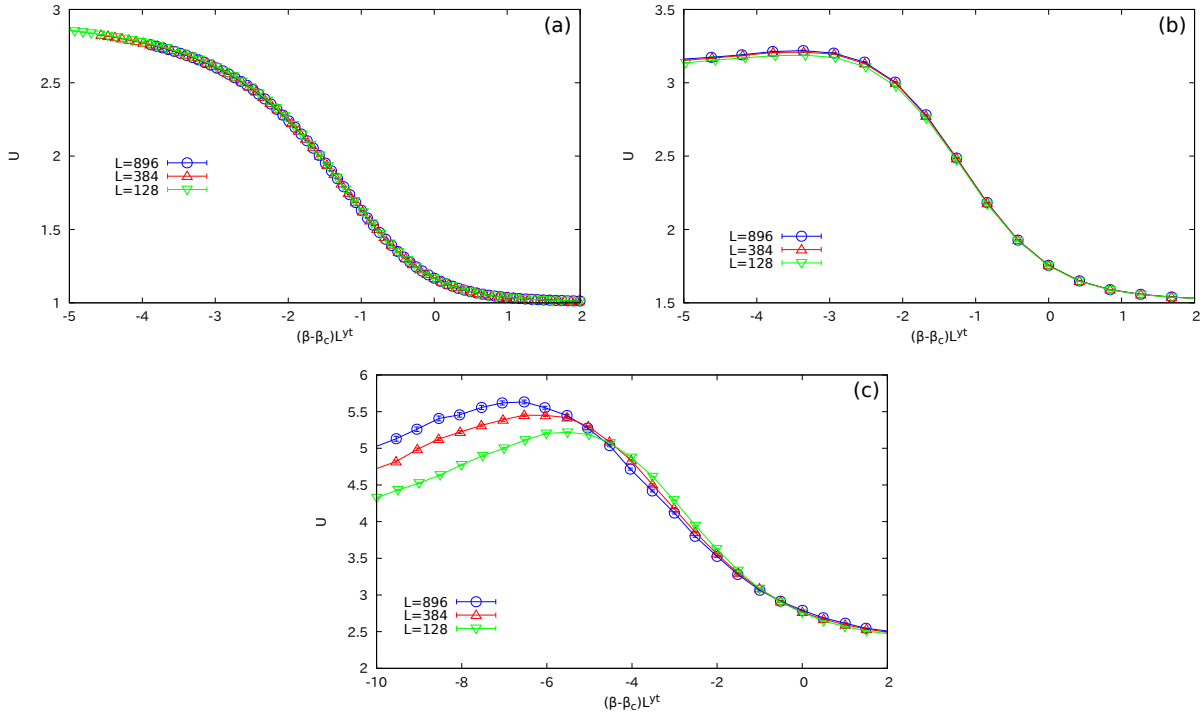


FIG. 1: Scaling plots of Binder parameters of Potts models for (a) $q = 2$, (b) $q = 3$, and (c) $q = 4$. β is the inverse temperature and β_c is the critical point. Exact values for critical points and exponents are used for the scaling plots. While the Binder parameters are monotonic functions for $q = 2$, there are humps near the criticality on the high temperature side for $q = 3$ and 4.

Consider a q -state ferromagnetic Potts model on the square lattice with N spins. A spin at the site i is denoted by σ_i , where $\sigma_i = 1, 2, \dots, q$. The Hamiltonian of this system is

$$H = -J \sum_{\langle i,j \rangle} \delta_{\sigma_i, \sigma_j}, \quad (1)$$

where J is the interaction and the summation is taken over all neighboring spins. For the

q -states Potts model, we define the order parameter as

$$m = \frac{1}{N} \sum_i S(\sigma_i), \quad (2)$$

where $S(\sigma_i)$ denotes the local order parameter. For example, we usually adopt the following definition,

$$S(\sigma_i) = \delta_{\sigma_i,1} - \frac{1}{q}. \quad (3)$$

For the later convenience, we define the moments of the local order parameter. We denote the n -th moments of $S(\sigma_i)$ as

$$I_n[S] \equiv \frac{1}{q} \sum_{\sigma_i=1}^q S(\sigma_i)^n. \quad (4)$$

Note that, the local order parameter S is chosen so that the first moment is zero, *i.e.*, $I_1[S] = 0$.

While there are several ways to define the Binder parameter, we adopt the following definition

$$U_{4,2}(\beta) \equiv \frac{\langle m^4 \rangle}{\langle m^2 \rangle^2}, \quad (5)$$

where β is inverse temperature and $\langle \cdots \rangle$ denotes the ensemble average. The order parameter m can be scalar or vector as long as m^2 and m^4 are scalar values.

Next, we introduce the improved estimator of the Binder parameter [12]. Suppose we have the Foutuin-Kasteleyn graph representation of the system [13]. The partition function of the q -state Potts model is written as

$$Z = \sum_g v^{N_b(g)} q^{N_c(g)}, \quad (6)$$

where $v \equiv e^{\beta J} - 1$. $N_b(g)$ and $N_c(g)$ are the number of bonds and clusters in the graph g . We denote the size of the cluster of the index k by n_k . Thus we have $N_c(g) = \sum_k 1$ and $N = \sum_k n_k$. The states of the spins in the cluster n_k are identical and denoted by s_k .

The improved estimator of the 2nd moment of the order parameter is

$$N^2 m^2(g) = \frac{1}{q^{N_c(g)}} \sum_{\{s_k\}} \left(\sum_k S(s_k) n_k \right)^2, \quad (7)$$

$$= \frac{1}{q^{N_c(g)}} \sum_{\{s_k\}} \left(\sum_k S(s_k)^2 n_k^2 + 2 \sum_{k < k'} S(s_k) S(s_{k'}) n_k n_{k'} \right), \quad (8)$$

$$= I_2[S] \sum_k n_k^2, \quad (9)$$

where we use the fact that the first moment is zero by definition. The 2nd moment of the magnetization is estimated as

$$N^2 \langle m^2 \rangle = I_2[S] \left\langle \sum_k n_k^2 \right\rangle_g \quad (10)$$

where $\langle \dots \rangle_g$ denotes the average on graphs. Similarly, we have the 4th moment as

$$N^4 m^4(g) = I_4[S] \sum_k n_k^4 + 6 I_2[S]^2 \sum_{k < k'} n_k^2 n_{k'}^2. \quad (11)$$

Therefore, in the graph representation, the Binder parameter is given by

$$U_{4,2}(\beta) = A[S] \frac{\langle \sum_k n_k^4 \rangle_g}{\langle \sum_k n_k^2 \rangle_g^2} + 6 \frac{\langle \sum_{k < k'} n_k^2 n_{k'}^2 \rangle_g}{\langle \sum_k n_k^2 \rangle_g^2}, \quad (12)$$

where $A[S] \equiv I_4[S]/(I_2[S])^2$. Equation 12 is the improved estimator of the Binder parameter.

When we adopt Eq. (3) for the local order parameter, $A[S]$ takes

$$A[S] \equiv \frac{I_4[S]}{I_2[S]^2} = \frac{q^2 - 3q + 3}{q - 1} = \begin{cases} 1 & q = 2, \\ 3/2 & q = 3, \\ 7/3 & q = 4. \end{cases}$$

The Binder parameters of the ferromagnetic q -state Potts model on the square lattice for various q and system sizes are shown in Fig. 1. While the Binder parameters are a monotonic functional for $q = 2$, humps appear for $q > 2$ and become more severe as the value of q increases. The humps become more significant as the system size increases, and these humps interfere with the finite-size scaling analysis, especially for the high-temperature side of the critical point.

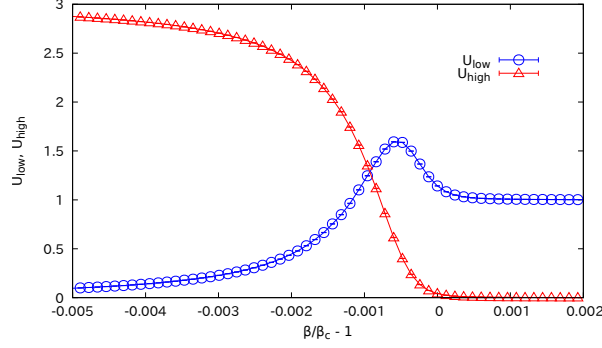


FIG. 2: Two components of the Binder parameter for $q = 3$ and $L = 896$.

As shown in Eq. (12), the improved estimator of the Binder parameter consists of two terms. We divide the Binder parameter into low and high temperature terms as

$$U_{4,2} = A[S]U_{\text{low}} + U_{\text{high}}, \quad (13)$$

where

$$U_{\text{low}} \equiv \frac{\langle \sum_k n_k^4 \rangle_g}{\langle \sum_k n_k^2 \rangle_g^2} = \begin{cases} 0 & \beta \rightarrow 0, \\ 1 & \beta \rightarrow \infty, \end{cases} \quad (14)$$

and

$$U_{\text{high}} \equiv 6 \frac{\langle \sum_{k < k'} n_k^2 n_{k'}^2 \rangle_g}{\langle \sum_k n_k^2 \rangle_g^2} = \begin{cases} 3 & \beta \rightarrow 0, \\ 0 & \beta \rightarrow \infty. \end{cases} \quad (15)$$

Note that the both U_{low} and U_{high} depend only on the graph g , *i.e.*, they do not depend on the definition of the order parameter. The temperature dependence of each component is shown in Fig. 2. One can see that the hump originates from the low-temperature term U_{low} . Therefore, the non-monotonic behavior of the Binder parameter originates from the low-temperature term, which is one of the main findings of the present paper. The peak values of the low-temperature term increases as the system size increases. The height of the peak of U_{low} is shown in Fig. 3.

For the case of $q = 2$, the Binder parameters have no humps, but the low-temperature terms of them U_{low} have humps. However, size dependences are hardly seen. For the case of $q = 3$, a hump appears in the Binder parameter. Furthermore, the humps become larger as the size increases but converge in the limit of large size. After the convergence, we can perform the scaling analysis for both sides of the critical point. This fact suggests that there exists the universal finite-size scaling function with a hump in $q = 3$ case. Therefore, U_{high}

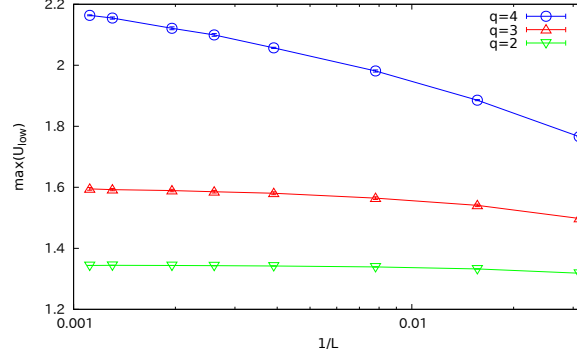


FIG. 3: Peak height of the low temperature term of the Binder parameter, U_{low} . The cases $q = 2, 3$ and 4 are shown.

and U_{low} are expected to be scaled simultaneously. Figure 4 shows the scaling plots of U_{high} and U_{low} for $q = 3$.

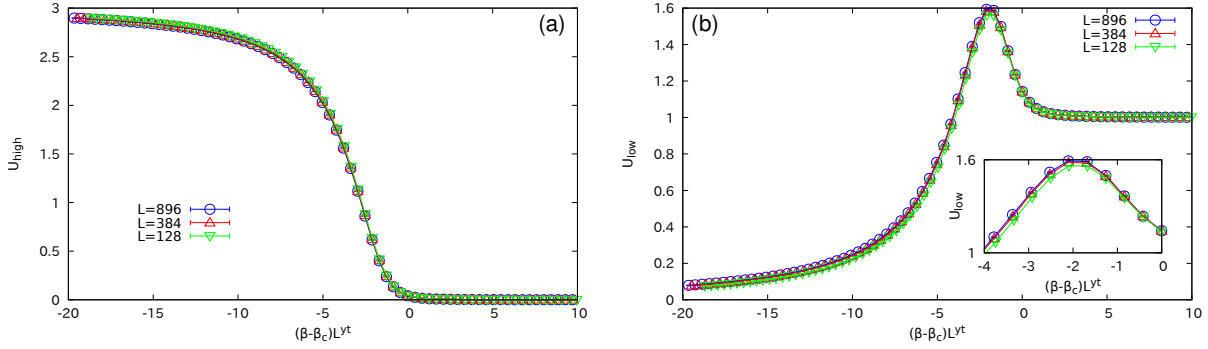


FIG. 4: Scaling plots of (a) U_{high} and (b) U_{low} for $q = 3$. The high temperature terms U_{high} do not exhibit humps, and they are well scaled. The low-temperature term U_{low} appears to be more size-dependent than U_{low} , but it converges for larger systems. A magnified view of the area around the peak is shown in the inset.

While the height of peaks of $q = 2$ and 3 converge as the system size increases, those of $q = 4$ continues to increase. Since the $q = 4$ Potts model involves the logarithmic correction to scaling, it is unclear whether the peak of $q = 4$ converges for larger systems [14]. Therefore, it is non-trivial whether the universal finite-size scaling function exists with a hump in $q = 4$ case.

III. ELIMINATION OF HUMPS

Binder parameters in the system with Potts symmetry usually exhibit humps. However, we can eliminate the humps by choosing the order parameter appropriately. For example, we can eliminate the hump for $q = 4$ by considering the Ising-like spin variable. This section discusses the method to eliminate or alleviate the humps by appropriately defined order parameters or Binder parameters.

A. Ising order parameter

The non-monotonic behavior originates from the low-temperature term of the Binder parameter. Since the parameter $A[S]$ determines the ratio of the low-temperature term to the high-temperature term of the Binder parameter, we can reduce the effects caused by humps by reducing the value of $A[S]$. When q is even, we can consider the Ising-like spin variable

$$S_{\text{Ising}}(\sigma_i) = (-1)^{\sigma_i} \quad (16)$$

satisfying $A[S_{\text{Ising}}] = 1$, which is the minimum value of $A[S]$ since $I_4[S] \geq I_2[S]^2$. With the Ising order parameter, we can define the Ising Binder parameter U_{Ising} . The scaling plot for the Ising Binder parameter is shown in Fig. 5 (a). Although not all lines have perfectly collapsed into the single line, one can see that the scaling is better than in Fig. 1 (c).

For $q \geq 4$, we can eliminate the low-temperature term by adopting an appropriate linear combination of two Binder parameters. Consider $q = 4$ case. The improved estimators for the conventional $U_{4,2}$ and the Ising Binder parameter U_{Ising} are as follows.

$$U_{4,2} = \frac{7}{3}U_{\text{low}} + U_{\text{high}},$$

$$U_{\text{Ising}} = U_{\text{low}} + U_{\text{high}}.$$

Therefore, we can extract the high temperature term of the Binder parameter U_{high} as

$$U_{\text{high}} = \frac{7}{4}U_{\text{Ising}} - \frac{3}{4}U_{4,2}.$$

Since the hump originates from the low-temperature term U_{low} , we can eliminate the humps by considering the high-temperature term U_{high} only. In the same manner, we can eliminate

the hump of the Binder parameter even for $q \geq 5$, *i.e.*, for the systems involving the first-order transition. The above method does not work for $q = 3$ since any definition of the scalar local order parameter gives $A[S] = 3/2$.

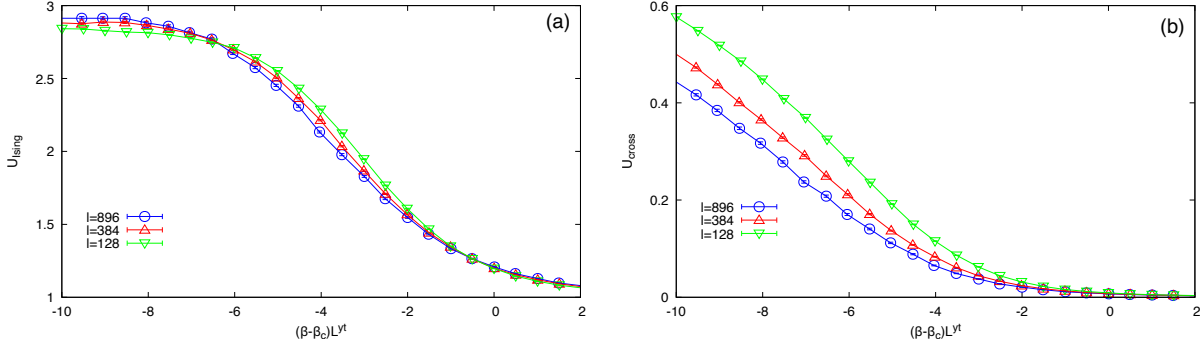


FIG. 5: Scaling plots of Binder parameters of $q = 4$ Potts model for (a) Ising and (b) cross definitions. Exact values for critical points and exponents are used for the scaling plots.

B. Higher moment Binder parameter

As shown above, a hump does not appear for $q = 2$, and we can eliminate it for $q \geq 4$. The case of $q = 3$ is special. Any local order parameter which satisfies $I_1[S] = 0$ always leads to $A[S] = 3/2$. Thus we cannot eliminate the hump by considering a linear combination of Binder parameters with different order parameters. This subsection proposes the higher-order Binder parameter for the three-state Potts model, which does not exhibit a hump.

Consider the complex order parameter for the three-state Potts model as,

$$S(\sigma_i) = \exp\left(i\frac{2\pi}{3}\sigma_i\right).$$

This order parameter satisfies the following conditions for moments,

$$I_{3n+1}[S] = I_{3n+2}[S] = 0, \quad (17)$$

$$I_{3n}[S] = 1. \quad (18)$$

Then we define the ratio of the 6th and 3rd cumulant of the order parameters as

$$U_{6,3} = \frac{\langle m^6 \rangle}{\langle m^3 \rangle^2}.$$

The improved estimator of this parameter is given by,

$$U_{6,3} = \frac{\langle \sum_k n_k^6 \rangle_g}{\langle \sum_k n_k^3 \rangle_g^2} + 20 \frac{\langle \sum_{k < k'} n_k^3 n_{k'}^3 \rangle_g}{\langle \sum_k n_k^3 \rangle_g^2}. \quad (19)$$

The temperature dependence of the higher order Binder parameters are shown in Fig. 6. There are no any humps.

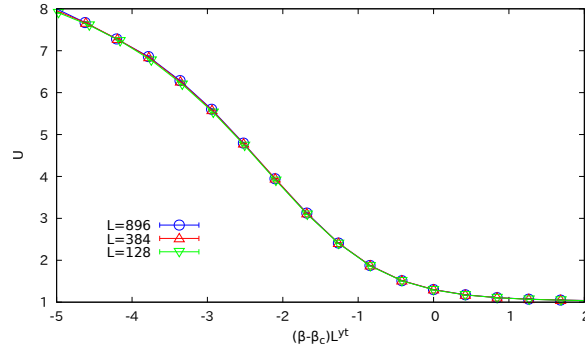


FIG. 6: The higher order Binder parameters for the $q = 3$ Potts model. The behavior is monotonic and exhibits better scaling plots compared with the conventional definition shown in Fig. 1 (b).

C. Cross definition of Binder parameter

For a system with a graph representation, such as the Potts models, we can extract U_{high} by the linear combination of the Binder ratios calculated from several definitions of ordered parameters, but this is not possible in a system whose graph representation is non-trivial. This subsection proposes a new definition of the Binder parameter, which can be applied to other systems whose graph representations are non-trivial.

Consider the Potts model of $q = 4$. A spin σ_i takes four values, $\sigma_i = 1, 2, 3$, and 4. Then the density of each state can be defined as

$$m_q = \frac{1}{N} \sum_i \left(\delta_{\sigma_i, q} - \frac{1}{q} \right).$$

Note that $\langle m_q \rangle = 0$ for any value of q in the disordered state. Then the conventional Binder parameter is denoted By

$$U = \frac{\langle m_1^4 \rangle}{\langle m_1^2 \rangle} = \frac{7}{3} U_{\text{low}} + U_{\text{high}}.$$

Here, we assume the symmetry $\langle m_1^2 \rangle = \langle m_3^2 \rangle = \langle m_3^2 \rangle = \langle m_4^2 \rangle$. The same applies for the forth moments.

The Ising magnetization m_I is defined By

$$m_I = \frac{(m_1 + m_3) - (m_2 - m_4)}{2}.$$

Then the Ising Binder parameter U_{Ising} is denoted by

$$U_{\text{Ising}} = \frac{\langle m_I^4 \rangle}{\langle m_I^2 \rangle}.$$

Then we can obtain the high temperature term U_{high} as

$$U_{\text{high}} = \frac{7}{4}U_{\text{Ising}} - \frac{3}{4}U_{4,2}.$$

We want to know the spin representation of U_{high} , which is zero at low temperature region and does not exhibit any hump. In order to obtain the spin representation of U_{high} , we adopts the following definitions of the magnetization.

$$m_x \equiv m_1 - m_3,$$

$$m_y \equiv m_2 - m_4.$$

With the two order parameters, we define the “cross” definition of the Binder parameter as

$$U_{\text{cross}} \equiv \frac{\langle m_x^2 m_y^2 \rangle}{\langle m_x^2 \rangle \langle m_y^2 \rangle}.$$

In the following, we will prove that the cross Binder parameter extracts the high-temperature term U_{high} only.

By definition of m_q , the following equation holds,

$$\sum_{k=1}^q m_k = 0,$$

or, more explicitly, $m_1 = -(m_2 + m_3 + m_4)$. Then, the second moment of m_1 is

$$\begin{aligned} \langle m_1^2 \rangle &= -\langle m_1(m_2 + m_3 + m_4) \rangle, \\ &= -3 \langle m_1 m_2 \rangle. \end{aligned}$$

Here, we assume the symmetry $\langle m_1 m_2 \rangle = \langle m_1 m_3 \rangle$ and so forth. Then the second moment of m_x is

$$\begin{aligned} \langle m_x^2 \rangle &= \langle (m_1 - m_3)^2 \rangle, \\ &= \langle m_1^2 - 2m_1 m_3 + m_3^2 \rangle, \\ &= 2 \langle m_1^2 \rangle - 2 \langle m_1 m_2 \rangle, \\ &= \frac{8}{3} \langle m_1^2 \rangle. \end{aligned}$$

With similar manner, we have

$$\langle m_x^2 m_y^2 \rangle = -\frac{10}{3} \langle m_1^4 \rangle + 14 \langle m_1^2 m_2^2 \rangle.$$

Then the three kinds of the Binder parameters are given by

$$\begin{aligned} U &= \frac{\langle m_1 \rangle^4}{\langle m_1^2 \rangle^2}, \\ U_{\text{Ising}} &= -\frac{3}{8} \frac{\langle m_1^4 \rangle}{\langle m_1^2 \rangle^2} + \frac{27}{8} \frac{\langle m_1^2 m_2^2 \rangle}{\langle m_1^2 \rangle^2}, \\ U_{\text{cross}} &= -\frac{15}{32} \frac{\langle m_1^4 \rangle}{\langle m_1^2 \rangle^2} + \frac{63}{32} \frac{\langle m_1^2 m_2^2 \rangle}{\langle m_1^2 \rangle^2}. \end{aligned}$$

One can confirm that the following equation holds,

$$7U_{\text{Ising}} - 3U = 12U_{\text{cross}}.$$

Since $U_{\text{high}} = \frac{7}{4}U_{\text{Ising}} - \frac{3}{4}U$ holds, we have

$$U_{\text{cross}} = \frac{1}{3}U_{\text{high}}.$$

From the above, it is proved that U_{cross} contains only the high temperature term U_{low} . Since we have the spin representation of U_{cross} , we can apply this definition to the system in which the graph representation is non-trivial.

The scaling plots of U_{cross} is shown in Fig. 5 (b). While the cross Binder parameters are perfectly monotonic, the scaling behavior becomes poor. Different Binder parameters can be obtained from different definitions of order parameters. Since they are dimensionless, their linear combination is also dimensionless. Consequently, the high and low temperature terms of the Binder parameter should also be dimensionless and expected to have the universal scaling functions. However, the finite size scaling plots look different because the finite size effect appears differently in each.

D. Estimation of Critical Exponents

By adopting the appropriate definitions of the order parameter or the Binder parameter, we removed the humps from the Binder parameter of Potts models and obtained better scaling plots. To investigate how these improved scaling plots affect the estimation of the critical exponents, we perform the Bayesian scaling analysis [15, 16]. We fixed the critical

points at the exact values and estimated the critical exponents y_t using a pair of two systems $(L, 2L)$. The system sizes are $L = 32, 64, 128$, and 256 . The results for $q = 3$ Potts model is shown in Fig. 7 (a). We used the conventional definitions U_{42} , the higher-order definitions U_{63} , and the high-temperature component U_{high} to estimate the critical exponents. As the system size increases, the estimated value of the critical exponent approaches the exact value. Reflecting the better scaling plots, the error bars, which are the confidence intervals obtained from the Bayesian scaling analysis, for the values obtained by U_{63} and U_{high} are smaller than those by U_{42} . Still, we cannot say that the estimated critical exponents approached the exact value. We also estimated the critical exponents for y_t and the results are shown in Fig. 7 (b). As in the case of $q = 3$, the error bars become smaller for the better scaling plots, but we still cannot conclude that the estimation of the critical exponent are improved.

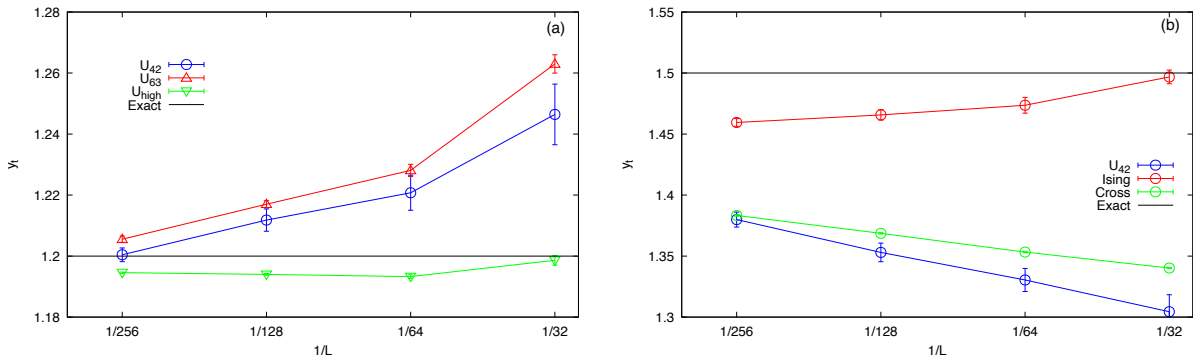


FIG. 7: Estimation of critical exponent y_t for the (a) $q = 3$ and (b) $q = 4$ Potts model. The confidence intervals obtained by the Bayesian analysis are shown as the error bars.

IV. APPLICATION TO FRUSTRATED ISING MODEL

In this section, we consider the frustrated J_1 - J_2 model on the square lattice as a system whose graph representation is non-trivial. The Hamiltonian of this model is given by

$$H = J_1 \sum_{\langle i,j \rangle} \sigma_i \sigma_j + J_2 \sum_{\langle\langle i,j \rangle\rangle} \sigma_i \sigma_j,$$

where $\langle i, j \rangle$ and $\langle\langle i, j \rangle\rangle$ denote the summation over the nearest and the next-nearest neighbor pairs, respectively. Spins are Ising-like variable, $\sigma_i = \pm 1$ and $J_1 < 0$ and $J_2 > 0$ denote ferromagnetic and antiferromagnetic interactions, respectively. The amplitude of the frustration is defined as $g = J_2/|J_1|$. The grand state of this system is the stripe state when

$g > 1/2$ and the system exhibits phase transition between the paramagnetic phase to the stripe phase at a finite temperature. While the Hamiltonian is rather simple, the nature of this transition is under debate [7, 8]. The main question is whether the system always exhibits a continuous transition in the region $g > 1/2$, or there exists a point g^* and the system exhibits a first-order transition in the region $1/2 < g < g^*$. In this paper, we will not discuss the nature of the phase transition, but we investigate the behavior of the Binder parameter depending on the value of g . Since Kalz and Honecker reported that $g^* \sim 0.67$, we study two cases $g = 0.55$ and $g = 0.70$, respectively. When the value of g is close to 0.5, the system is expected to exhibit first-order transition properties.

The stripe order of this system is defined as follows,

$$m_x \equiv \frac{1}{N} \sum_i (-1)_i^x \sigma_i, \quad m_y \equiv \frac{1}{N} \sum_i (-1)_i^y \sigma_i,$$

where (x_i, y_i) are the coordinates of the i -th spin on the lattice. When the system exhibits the perfect stripe order, then the order parameter (m_x, m_y) can take one of $(1, 0)$, $(-1, 0)$, $(0, 1)$, and $(0, -1)$. Therefore, the ground state of this system is fourfold degenerate. There are several ways to define the Binder ratio from this order parameter (m_x, m_y) . The simple definition is

$$m^2 \equiv m_x^2 + m_y^2, \\ U \equiv \frac{\langle m^4 \rangle}{\langle m^2 \rangle^2},$$

which corresponds to the conventional definition of $q = 4$ Potts model. Kalz and Honecker adopted the following definition,

$$m_I \equiv m_x + m_y, \\ U_{\text{Ising}} \equiv \frac{\langle m_I^4 \rangle}{\langle m_I^2 \rangle^2}.$$

Since the scalar order parameter m can take ± 1 for the perfect stripe order, this corresponds to the Ising definition which is expected to suppress the hump of the Binder parameter. We also can define the cross definition as follows,

$$U_{\text{cross}} \equiv \frac{\langle m_x^2 m_y^2 \rangle}{\langle m_x^2 \rangle \langle m_y^2 \rangle},$$

which is expected to extract the high temperature term of the Binder parameter only.

The scaling plots of the Binder parameters for $g = 0.70$ are shown in Fig. 8. The critical point is estimated to be $\beta_c = 0.7757(1)$ from the crossing points of the conventional Binder

parameters. We estimated the critical exponent y_t from the Bayesian scaling analysis for each definition with fixing the critical point. While the conventional definition of the Binder parameter exhibit humps, the Ising and the cross definitions do not. As a consequence, the Binder parameters of the Ising and the cross definitions show better scaling behavior than that of the conventional one.

The scaling plots of the Binder parameters for $g = 0.55$ are shown in Fig. 9. The critical point is estimated to be $\beta_c = 1.2961(1)$ from the crossing points of the conventional Binder parameters. We estimated the critical exponent y_t from the Bayesian scaling analysis for each definition with fixing the critical point. Unlike the case of $g = 0.70$, we cannot remove humps by adopting the Ising definition. This implies that the system of $g = 0.55$ exhibits the first-order-transition-like behavior. The Binder parameters of the cross definition U_{cross} are monotonic and do not have any hump. So we completely removed the humps even in the systems with the first-order transitional behavior.

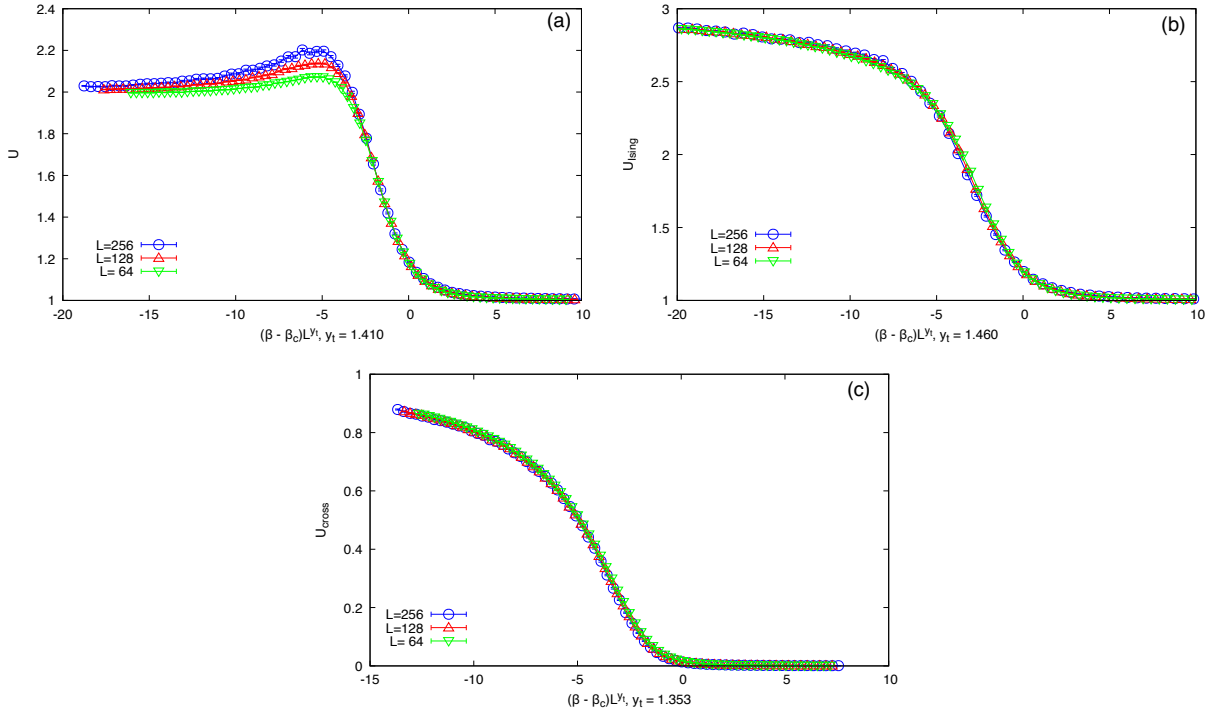


FIG. 8: Binder parameters of the frustrated J_1 - J_2 Ising model for $g = 0.70$ (a) Conventional, (b) Ising, and (c) cross definitions are shown. With fixing the critical points $\beta_c = 1.2961(1)$, we estimated the critical exponent y_t for each definition by the Bayesian scaling analysis.

As in the case of the Potts model, we performed the Bayesian scaling analysis of the

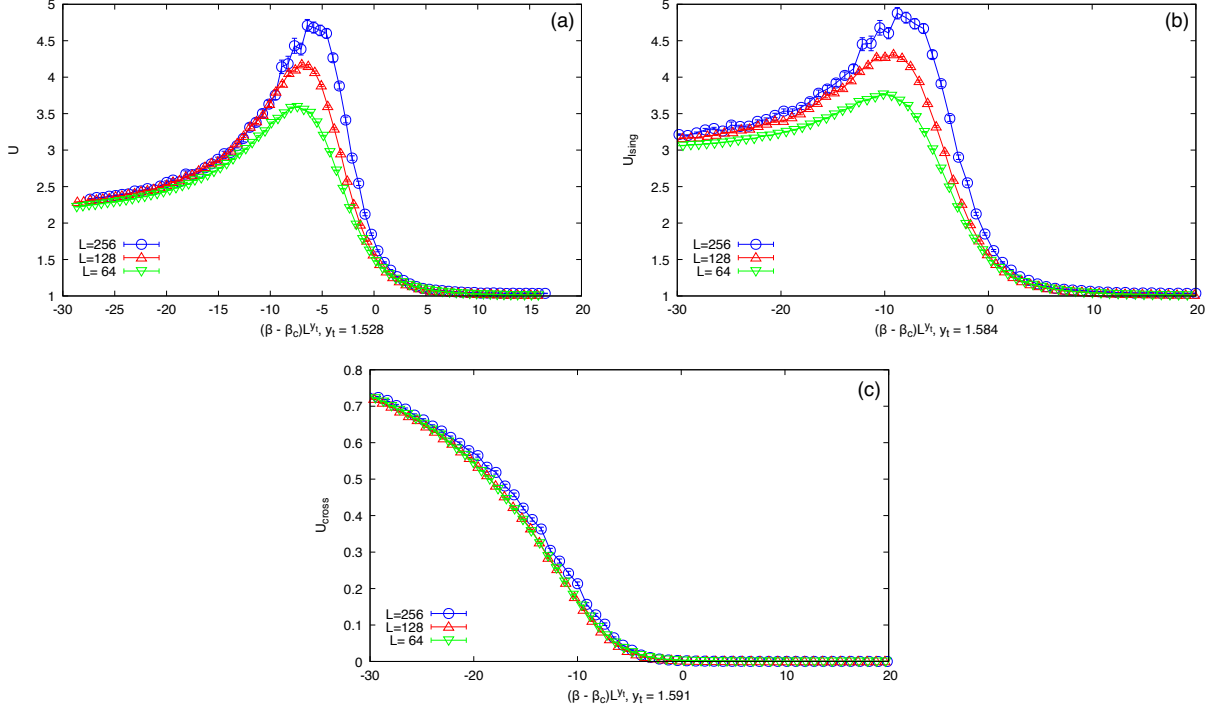


FIG. 9: Binder parameters of the frustrated J_1 - J_2 Ising model for $g = 0.55$ (a) Conventional, (b) Ising, and (c) cross definitions are shown. With fixing the critical points $\beta_c = 0.7757(1)$, we estimated the critical exponent y_t for each definition by the Bayesian scaling analysis.

critical exponent y_t for the frustrated J_1 - J_2 Ising model. The results are shown in Fig. 10. In the case of $g = 0.70$, the error bars became smaller by adopting the Ising and cross definition. However, for $g=0.55$, the error bars did not get smaller. From these graphs, we cannot conclude that better scaling plots yield better critical exponent estimation.

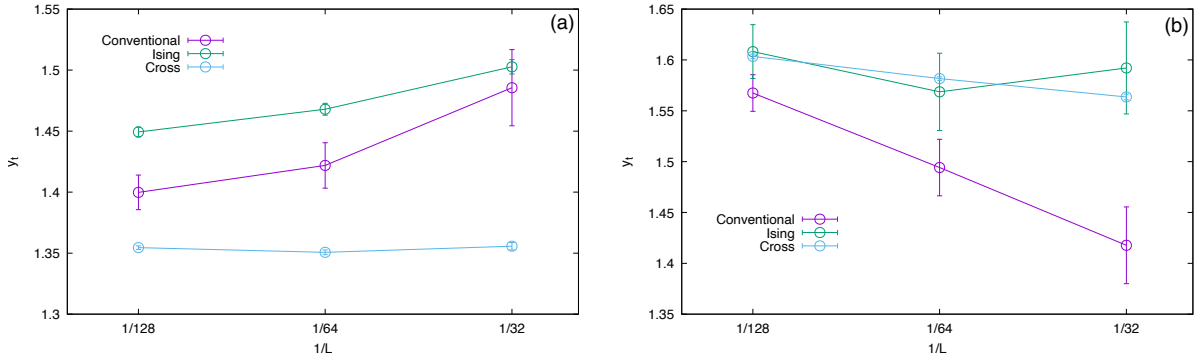


FIG. 10: The estimated critical exponents y_t of (a) $g = 0.70$ and (b) $g = 0.55$. The confidence intervals obtained by the Bayesian analysis are shown as the error bars.

V. SUMMARY AND DISCUSSION

We study the hump of the Binder parameter for the systems with the Potts symmetry. The graph representation of the Binder parameter consists of two terms, high- and low-temperature terms. The hump of the Binder parameter originates from the low-temperature term. Suppose we adopt the definition of the local order parameter, which suppresses the low-temperature term, adopting the Ising-like spin variable, for example. In that case, the correction from the low-temperature term becomes smaller, and this is why the hump disappears for the appropriately chosen order parameter. We can eliminate the humps by extracting the high-temperature term only, but the scaling behavior becomes poor. We cannot find such a parameter for $q = 3$. Instead, we consider the higher-order Binder parameter, the ratio of the sixth and the third moments of the order parameter. Since the amplitude of the high-temperature term is much larger than that of the low-temperature term (see Eq. 19), the effect from the low-temperature term is relatively reduced. As a result, the higher-order Binder parameter does not exhibit humps. We proposed a new definition of the Binder parameter, which is entirely free from humps. We can apply it to a system whose graph representation is non-trivial. While we had better scaling plots, we cannot claim that the critical exponents are more reliable.

The hump of the Binder parameter for the $q = 3$ Potts model increases as the system size increases but converges in a large size limit. This fact suggests the universal finite-size scaling function with a hump, which can be a new clue to identify the universal class.

Acknowledgements

The computations were partially carried out on the facilities of the Supercomputer Center, Institute for Solid State Physics, University of Tokyo. We would like to thank T. Okubo, T. Suzuki, K. Harada, and S. Todo for helpful discussions. This work was supported by JSPS KAKENHI Grant Numbers 15K05201 and by MEXT as “Exploratory Challenge on Post-K computer” (Frontiers of Basic Science: Challenging the Limits).

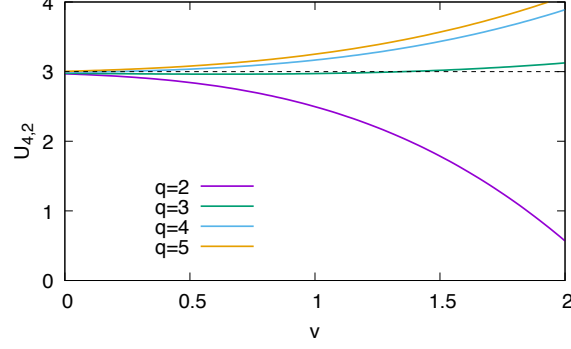


FIG. 11: The Binder parameters with the high-temperature expansion to the third order. The cases for $q = 2, 3, 4$ and 5 are shown. The number of spins N is 64 . The dashed line denotes the value of the high-temperature limit.

N_b	$\{n_k\}$	N_c	N_g	$\sum_k n_k^2$	$\sum_k n_k^4$	$\sum_{k < k'} n_k^2 n_{k'}^2$
0	$(1, 1, \dots)$	N	1	N	N	$N(N-1)/2$
1	$(2, 1, 1, \dots)$	$N-1$	$2N$	$N+2$	$N+14$	$(N-2)(N+5)/2$
2	$(3, 1, 1, \dots)$	$N-2$	$6N$	$N+6$	$N+78$	$(N-3)(N+14)/2$
2	$(2, 2, 1, 1, \dots)$	$N-2$	$N(2N-7)$	$N+4$	$N+28$	$(N^2+7N-12)/2$
3	$(4, 1, 1, \dots)$	$N-3$	$22N (= 18N+4N)$	$N+12$	$N+252$	$(N-4)(N+27)/2$
3	$(3, 2, 1, 1, \dots)$	$N-3$	$12N(N-5)$	$N+8$	$N+92$	$(N^2+15N-28)/2$
3	$(2, 2, 2, 1, 1, \dots)$	$N-3$	$2(2N^2-21N+58)/3$	$N+6$	$N+42$	$(N^2+11N-6)/2$

TABLE I: High-temperature expansion of the q -state Potts model on the square lattice. N_b and N_c are the number of bonds and the number of clusters in a graph. N_g is the number of graphs for the cluster distribution $\{n_k\}$.

Appendix A: High-Temperature Expansion Analysis

Here, we perform the high-temperature expansion analysis of the Binder parameter in terms of v in Eq. (6). The order of expansion corresponds to the number of bonds in the graph.

1. Zeroth-order approximation

In the zeroth order approximation, there are no bonds in the graph. The sizes of clusters are $\{n_k\} = \{1, 1, \dots, 1\}$. Therefore,

$$N_c(g) = N, \quad (\text{A1})$$

$$\sum_k n_k^2 = \sum_k n_k^4 = N, \quad (\text{A2})$$

$$\sum_{k < k'} n_k^2 n_{k'}^2 = \frac{N(N-1)}{2}. \quad (\text{A3})$$

The Binder parameter is

$$U_{4,2}(v) = 3 - \frac{1}{N}(3 - A[S]) + O(v). \quad (\text{A4})$$

This corresponds to the high-temperature limit. For large enough system, we have

$$U_{4,2}(0) = 3.$$

We can also have the low-temperature limit. In low-enough temperature, all spins are identical which corresponds to $N = 1$ in Eq. (A4). Therefore,

$$U_{4,2}(\infty) = A[S] = \frac{q^2 - 3q + 3}{q - 1}.$$

Note that the magnitude relation between the high- and low-temperature limit of the Binder parameters changes with respect to q as

$$\begin{cases} U_{4,2}(0) > U_{4,2}(\infty) & q = 2, 3, 4, \\ U_{4,2}(0) < U_{4,2}(\infty) & q \geq 5. \end{cases} \quad (\text{A5})$$

2. First-order approximation

There is one bond in the graph in the first order approximation. The sizes of the clusters are $\{n_k\} = \{2, 1, \dots, 1\}$. Therefore,

$$N_c(g) = N - 1, \quad (\text{A6})$$

$$\sum_k n_k^2 = N + 2, \quad (\text{A7})$$

$$\sum_k n_k^4 = N + 14, \quad (\text{A8})$$

$$\sum_{k < k'} n_k^2 n_{k'}^2 = \frac{(N-2)(N+5)}{2}. \quad (\text{A9})$$

Since the number of graphs is $2N$, the Binder parameter is

$$U_{4,2}(\beta) = 3 - \frac{1}{N}(3 - A[S]) + \frac{20}{Nq} \left(A[S] - \frac{9}{5} \right) v + O(v^2).$$

The differential coefficient with respect to v at the high-temperature limit $v = 0$ becomes positive when $A[S] > 9/5$ which corresponds to $q \geq 4$. Since $U_{4,2}(0) > U_{4,2}(\infty)$ when $q = 4$, the Binder parameter must have an infection point, *i.e.*, a hump. Note that we cannot prove the existence of humps for $q = 3$ since the $dU/dv|_{v=0} < 0$. We cannot show the existence of humps for $q \geq 5$ either, since the low-temperature limit of the Binder parameter is larger than the high-temperature limit.

3. Third-order approximation

We consider the high-temperature expansion to the third order on the square lattice and the results are summarized in Table I. The Binder parameter is

$$U_{4,2}(v) = 3 - \frac{3 - A[S]}{N} \tag{A10}$$

$$+ \frac{4}{Nq}(5A[S] - 9)v \tag{A11}$$

$$+ \frac{40}{Nq^2}(2A[S] - 3)v^2 \tag{A12}$$

$$+ \frac{16}{Nq^3}(17A[S] - 24)v^3 \tag{A13}$$

$$+ O(v^4). \tag{A14}$$

The Binder parameters expanded to the third order are shown in Fig. 11. While the Binder parameter of $q = 3$ is decreasing function at $v = 0$, it becomes increasing function for larger v while that of $q = 2$ is monotonically decreasing function. These behaviors are consistent with the numerical results.

-
- [1] K. Binder, Z. Phys., B Condens. matter **43**, 119 (1981).
 - [2] K. Binder, M. Nauenberg, V. Privman, and A. P. Young, Phys. Rev. B **31**, 1498 (1985).
 - [3] H. Watanabe, N. Ito, and C.-K. Hu, J. Chem. Phys. **136**, 204102 (2012).
 - [4] S. Morita and N. Kawashima, Comput. Phys. Commun. **236**, 65 (2019).

- [5] M. Hasenbusch, J. Stat. Mech. Theory Exp. **2008**, P08003 (2008).
- [6] Y. Tomita and Y. Okabe, Phys. Rev. B **66**, 180401 (2002).
- [7] S. Jin, A. Sen, and A. W. Sandvik, Phys. Rev. Lett. **108**, 045702 (2012).
- [8] A. Kalz and A. Honecker, Phys. Rev. B **86**, 134410 (2012).
- [9] K. Harada, T. Suzuki, T. Okubo, H. Matsuo, J. Lou, H. Watanabe, S. Todo, and N. Kawashima, Phys. Rev. B **88**, 220408 (2013).
- [10] T. Suzuki, K. Harada, H. Matsuo, S. Todo, and N. Kawashima, Phys. Rev. B **91**, 094414 (2015).
- [11] K. Vollmayr, J. D. Reger, M. Scheucher, and K. Binder, Z. Phys., B Condens. matter **91**, 113 (1993).
- [12] T. Horita, H. Suwa, and S. Todo, Phys. Rev. E **95**, 012143 (2017).
- [13] C. Fortuin and P. Kasteleyn, Physica **57**, 536 (1972).
- [14] K. Fukushima and K. Sakai, Prog. Theor. Exp. Phys. **2019** (2019).
- [15] K. Harada, Phys. Rev. E **84**, 056704 (2011).
- [16] K. Harada, Phys. Rev. E **92**, 012106 (2015).