

Counting microstates of the p -state paramagnet

Steward Jensen*

Department of Physics and Engineering, Alma College, Alma, MI 48801

(Dated: June 24, 2021)

One effective approach to introducing entropy and the second law is to study models with easily countable states at fixed energy. But such systems are rare: the only familiar examples are the Einstein solid and the two-state paramagnet, which limits the available questions for assignment or discussion. This work considers the more general case of the p -state paramagnet and describes the modestly more complicated counting of its microstates. By computing multiplicities in advance, an instructor can draw on these systems to assign a variety of new problems or open-ended projects that students can complete with the help of a spreadsheet program or analytic calculation.

I. INTRODUCTION

Entropy is perhaps the most central concept in statistical mechanics, but students often struggle to understand it. They know that it somehow measures the “disorder” of a system, but the classical definition based on the relationship between entropy S and heat Q , $dS = dQ/T$, can feel arbitrary and seems entirely unrelated to “disorder.” On the other hand, the statistical definition of entropy as the log of the number of microstates in a given macrostate, $S = k \ln \Omega$ (where k is Boltzmann’s constant), provides a concrete definition of “disorder,” but in this form it is harder to recognize the second law: that the entropy of a system of interacting macroscopic objects will never decrease.

This challenge was discussed by Moore and Schroeder¹, who proposed an approach in which students use computers to automate the state counting and subsequent analysis for simple systems at fixed energy. This can be done for systems large enough to show irreversible behavior but still small enough for explicit calculations. At the introductory level, Moore incorporated this into the thermal physics volume of his *Six Ideas That Shaped Physics* textbook² with the help of a custom-built application to automate the process. But at the intermediate to advanced undergraduate level, Schroeder’s textbook *Thermal Physics*³ asks students to perform their own analysis in a spreadsheet program like Microsoft Excel: such tools are readily available and often familiar, and this avoids the need to teach formal programming.

One limitation of this approach for more advanced students is that there are only two physical systems whose states are easy to count explicitly: the Einstein solid and the two-state paramagnet. (The details of those models are briefly reviewed below.) This means that there are limited options for homework and exam questions: if one system is explained in detail to illustrate the method and then students are asked to apply their understanding in homework to analyze the second, there is no distinct third system available to use for further practice or assessment. Also, students seeking a deeper understanding of the physical principles have nothing to explore: there is little available for larger projects or curiosity-driven questions based on these methods.

This paper considers an expanded class of systems, the “ p -state paramagnets,” that can be analyzed using similar state counting. At the minimum value $p = 2$, this coincides with the two-state case considered by Moore and Schroeder, and when $p \rightarrow \infty$ it is formally equivalent to the Einstein solid model. Between those extremes, explicit state counting is more complicated than the simple cases, but once the multiplicities are in hand the subsequent analysis proceeds the same way, and its results can teach interesting things about the relationship between the two simplest systems.

In what follows, Section II briefly reviews the basic physics and the known state counting for the Einstein solid and the 2-state paramagnet. Section III explains state counting for the general p -state paramagnet and suggests student activities using that data in a spreadsheet program like Excel. Section IV discusses how to evaluate these results analytically in the large- N limit. Section V summarizes the work and its limitations. And finally, Appendix A presents derivations of the state counting formulas in the main text, and Appendix B reviews the more familiar analysis of these systems using the partition function.

A number of related approaches to teaching entropy through state counting have been considered in the literature, and some of those might connect productively to the systems considered here. For example, Schoepf⁴ presented an introduction to entropy similar to Moore and Schroeder’s, but with a focus on explicit tracing of energy transfers rather than computer tools. Salagaram and Chetty present a recursive algorithm for computing entropy via state counting⁵ that can enable analysis of larger and more complicated systems than the basic two, and one of their applications was the three-state paramagnet.

II. REVIEW OF BASIC SYSTEMS

In the Einstein solid model, a solid is approximated as a system of N identical, independent harmonic oscillators (corresponding to $N/3$ atoms, each oscillating in three dimensions about its equilibrium position). Each oscillator’s energy states are separated by equal steps of $\epsilon = \hbar\omega$, so the total energy above the ground state can

be written as $U = q\epsilon$ where the integer $q \geq 0$ is the total number of “energy units” carried by the system.

Treating q as a label for the macrostate of the system, the corresponding number of microstates depends on the number of ways to distribute those q units of energy among the N oscillators, with no limit on the maximum energy per oscillator. That implies that the multiplicity Ω_E is given by the “multichoose” function,

$$\Omega_E(N, q) = \binom{N}{q} = \binom{N+q-1}{q} = \frac{(N+q-1)!}{q!(N-1)!}. \quad (1)$$

This expression in terms of the standard binomial coefficients (“ N choose q ”) can be deduced from a “balls and bars” argument from combinatorics.

Meanwhile, a two-state paramagnet is a system of N identical spin- $\frac{1}{2}$ dipoles in a magnetic field $\vec{B} = B\hat{z}$. Each dipole’s magnetic moment has a z -component that can take values $\mu_z \equiv \pm\mu$, with corresponding energy states $\mp\mu B$. Echoing the notation for the Einstein solid above, we can label the separation of the energy states by $\epsilon = 2\mu B$.

The ground state of this system occurs when all N dipoles are parallel to the magnetic field. If there are q dipoles pointing the opposite direction, the total energy of the system above its ground state is $U = q\epsilon$. (Choosing the zero of energy at the ground state trades away the symmetry of the states in favor of a clearer parallel with the Einstein solid.) Again treating q as a label for the macrostate, the number of microstates is just the number of ways to choose those q out of N dipoles, giving a multiplicity of “ N choose q ”

$$\Omega_2(N, q) = \binom{N}{q} = \frac{N!}{q!(N-q)!}. \quad (2)$$

Based on its definition above, $0 \leq q \leq N$ is again an integer.

Finally, the total (\hat{z}) magnetization M of the two-state paramagnet is the sum of all N magnetic dipole moments. It corresponds closely to the energy: if q dipoles are in the higher energy $+\mu$ state then $N - q$ will be $-\mu$, leading to

$$M = \mu N \left(1 - \frac{2q}{N}\right) = M_{\max} \left(1 - \frac{2U}{U_{\max}}\right). \quad (3)$$

The maximum magnetization $M_{\max} = \mu N$ occurs when $q = 0$, and it falls to zero as $q \rightarrow N/2$.

It will be helpful in what follows to recall that $\binom{N}{q}$ can be interpreted as the coefficient of x^q in the expansion of the binomial $(1+x)^N$: it counts the number of ways to choose q terms out of the N terms of the product to contribute a power of x (corresponding to a dipole contributing one unit of energy). Explicitly, this relationship is expressed as the binomial expansion

$$(1+x)^N = \sum_{q=0}^N \binom{N}{q} x^q. \quad (4)$$

For both the Einstein solid and the two-state paramagnet, having an explicit formula for the multiplicity as a function of energy allows us to find the entropy, which in turn allows calculations of measurable quantities like temperature and heat capacity. Rather than working through these details here, we will instead address them in the context of the general p -state paramagnet below. (A full pedagogical treatment is presented in chapters 2–3 of Schroeder’s *Thermal Physics* textbook.³)

III. STATE COUNTING AND PHYSICS FOR GENERAL PARAMAGNETS

A. Finding the multiplicity

The general p -state paramagnet is very similar to the two-state case reviewed above. Consider a system of N identical dipoles each of spin- $\frac{(p-1)}{2}$ (or in general with this total angular momentum quantum number) and thus p equally spaced angular momentum states. Using conventions based on those of the previous section with the same magnetic field, the energy states of each dipole are $(p-1)\mu B, (p-3)\mu B, \dots, -(p-1)\mu B$, with state separation $\epsilon = 2\mu B$. We will use the three-state paramagnet ($p = 3$) as an explicit example: its energy states are $2\mu B, 0$, and $-2\mu B$.

As with the previous examples, the total energy of the system above its ground state can be written $U = q\epsilon$, where now $0 \leq q \leq (p-1)N$. This energy spectrum reduces to the two-state paramagnet when $p = 2$, and is equivalent to the Einstein solid when $p \rightarrow \infty$ so there is no limit to the amount of energy that can be carried by a single dipole. We once again treat q as a label for the macrostate of the system, and we aim to count microstates in order to find an expression for the multiplicity $\Omega_p(N, q)$.

Mathematically, our goal is to find a function corresponding to “ N choose q ” that allows *limited* repetition: each dipole can carry between 0 and $p-1$ units of energy. We might call this “ $N \{p-1\}$ -choose q ”, denoted $\binom{N}{q}^{\{p-1\}}$ (where the superscript denotes the maximum number of energy units per dipole). In this notation, the usual binomial coefficients are $\binom{N}{q} = \binom{N}{q}^{\{1\}}$. The mathematics literature has not settled on a unique name or notation for these quantities: the functions $\binom{N}{q}^{\{p-1\}}$ are variously called “extended binomial coefficients” or “polynomial coefficients,” and the notation here follows that of Neuschel.⁶ For the specific $p = 3$ case, the quantities $\binom{N}{q}^{\{2\}}$ are sometimes called “trinomial coefficients,” but that term is more often used for a related but different concept.

Our explicit example of the three-state paramagnet has energy states $0, \epsilon$, and 2ϵ above the ground state, which

suggests a parallel to the binomial expansion from Eq. (4):

$$(1 + x + x^2)^N = \sum_{q=0}^{2N} \binom{N}{q}^{\{2\}} x^q . \quad (5)$$

Conceptually, as before, each of the N terms on the left corresponds to one of the N dipoles. When a given term contributes an x to the product, that corresponds to a dipole carrying one unit of energy, and when it contributes an x^2 that corresponds to two units of energy. The coefficient of x^q is thus the total number of ways of distributing energy to add up to $U = q\epsilon$. This same reasoning extends directly to the more general extended binomial coefficients:

$$(1 + x + x^2 + \dots + x^{p-1})^N = \sum_{q=0}^{N(p-1)} \binom{N}{q}^{\{p-1\}} x^q . \quad (6)$$

Based on the reasoning above, it is clear that our desired multiplicity is

$$\Omega_p(N, q) = \binom{N}{q}^{\{p-1\}} , \quad (7)$$

generalizing equation (2).

Unfortunately, the general formulas for these coefficients are more complicated than those for the two simple cases. One formula for the trinomial coefficients was given by Andrews as⁷

$$\binom{N}{q}^{\{2\}} = \sum_{j=0}^{\min(q, 2N-q)} (-1)^j \binom{N}{j} \binom{2N-2j}{q-j} . \quad (8)$$

A similar formula for the general extended binomial coefficients was given by Dani⁸:

$$\binom{N}{q}^{\{p-1\}} = \sum_{j=0}^{\lfloor q/p \rfloor} (-1)^j \binom{N}{j} \binom{N+q-pj-1}{q-pj} . \quad (9)$$

Proofs of both of these formulas are given in Appendix A, but those details are probably too involved to be worth working through in detail with students in a typical statistical mechanics class.

Instead, for a standalone problem a straightforward approach is to simply provide students with a table giving the multiplicity as a function of q (for example, as shown later in the first and second columns of Table II). Such a list can be generated directly by a computer. For example, using Mathematica a list of the $p = 3$ multiplicities for $N = 50$ is produced by the command `CoefficientList[(1 + x + x^2)^50, x]`, and a function giving the extended binomial coefficient $\binom{N}{q}^{\{p-1\}}$ is

```
extBinomial[n_, q_, p_] :=  
Coefficient[Sum[x^a, {a, 0, p-1}]^n, x, q] .
```

TABLE I. A comparison of extended binomial coefficients $\binom{N}{q}^{\{p-1\}}$ for several values of N and p . The $p = \infty$ case corresponds to the Einstein solid. At low temperatures (small q) and a given N , all values of p give similar results.

N	p	$q=0$	1	2	3	4	5	6	7	8	9
3	2	1	3	3	1	0	0	0	0	0	0
3	3	1	3	6	7	6	3	1	0	0	0
3	4	1	3	6	10	12	12	10	6	3	1
3	∞	1	3	6	10	15	21	28	36	45	55
6	2	1	6	15	20	15	6	1	0	0	0
6	3	1	6	21	50	90	126	141	126	90	50
6	4	1	6	21	56	120	216	336	456	546	580
6	∞	1	6	21	56	126	252	462	792	1287	2002

For larger values of N and p , this method can be slow: it may be more efficient to implement the formula of Eq. (9) instead. That is straightforward to do in Mathematica, or for example with the following Python function:

```
import scipy.special as sp
def extBinom(n,q,p,exact=True):
    result = 0
    for j in range(q//p + 1):
        result += (-1)**j * sp.comb(n,j,exact) \
            * sp.comb(n+q-p*j-1,q-p*j,exact)
    return result
```

The function `scipy.special.comb()` is the “combinations” function that computes the binomial coefficients; its `exact` parameter determines whether the answer is returned as an exact integer or (if `exact=False`) as a floating point number. The latter might be preferred once the multiplicity becomes large.

For more extensive projects studying the behavior of p -state paramagnets, students will benefit from developing a deeper understanding of where these multiplicities come from. Whether or not they seek to understand the full proofs behind the formulas, it can be helpful to practice explicitly enumerating states for some very small values of N . It is also possible to compute the extended binomial coefficients by hand using generalizations of Pascal’s triangle (the entries of each row are constructed by adding p entries from the previous row). A comparison of the coefficients for several values of p for the cases of $N = 3$ and 6 is given in Table I. It is interesting to observe that for fixed N and small enough q , all values of p reach the same or nearly the same multiplicity because the energy is dilute enough not to overlap.

B. Physics and sample problems

1. Individual systems

With the ability to compute multiplicities for p -state paramagnets now in hand, we can consider specific physics

TABLE II. Entropy, temperature, heat capacity, and magnetization for a 3-state paramagnet with $N = 50$ dipoles, computed in Excel based on Ω_3 values obtained using Mathematica. (Values in parentheses are assumed rather than calculated.) As with all paramagnet systems, most of the $p^N = 3^{50}$ possible microstates fall in macrostates near $q = q_{\max}/2$: see Fig. 1.

q_3	Ω_3	S_3/k	kT_3/ϵ	C_3/Nk	M/M_{\max}
0	1	0	(0)	(0)	1.00
1	50	3.91	0.28	—	0.98
2	1275	7.15	0.33	0.450	0.96
3	22050	10.00	0.37	0.526	0.94
\vdots	\vdots	\vdots	\vdots	\vdots	\vdots
48	4.66×10^{22}	52.20	16.9	0.002	0.04
49	4.87×10^{22}	52.24	33.8	0.001	0.02
50	4.94×10^{22}	52.26	(∞)	(0)	0.00
51	4.87×10^{22}	52.24	-33.8	0.001	-0.02
52	4.66×10^{22}	52.20	-16.9	0.002	-0.04
\vdots	\vdots	\vdots	\vdots	\vdots	\vdots
99	50	3.91	-0.28	—	-0.98
100	1	0	(0)	(0)	-1.00

problems to assign. The most straightforward standalone problems are studies of the entropy, temperature, and heat capacity of a single p -state paramagnet that directly parallel those discussed by Moore and Schroeder for the Einstein solid and two-state paramagnet. To set up the problem, the instructor can choose particular values of N and p and provide students with a spreadsheet file giving the multiplicity for each allowed energy state: for $N = 50$ and $p = 3$ an excerpt of such a list is shown in the first two columns of Table II. (Mathematica is able to directly export a list as an Excel spreadsheet file, or it is straightforward to produce an appropriate file with a programming language like Python.)

Students can then compute the (dimensionless) entropy $S/k = \ln \Omega$ corresponding to each multiplicity, and from the entropy they can find the temperature from its fundamental definition $\frac{1}{T} = \frac{\partial S}{\partial U}$. In dimensionless form, this leads to

$$\frac{kT}{\epsilon} = \frac{\partial(U/\epsilon)}{\partial(S/k)} \approx \frac{\Delta q}{\Delta(S/k)} \quad (10)$$

This final form is appropriate for use in the spreadsheet with a “centered difference” calculation: the temperature for row n can be computed as

$$kT_n/\epsilon \approx \frac{q_{n+1} - q_{n-1}}{(S/k)_{n+1} - (S/k)_{n-1}} \quad (11)$$

Similarly, heat capacity is defined as $C = \frac{\partial U}{\partial T}$, so the heat capacity per dipole C/N can be found in dimensionless form as

$$\frac{C}{Nk} = \frac{1}{N} \frac{\partial(U/\epsilon)}{\partial(kT/\epsilon)} \approx \frac{1}{N} \frac{\Delta q}{\Delta(kT/\epsilon)} \quad (12)$$

Again, this last form can be directly implemented in a spreadsheet like Excel. Excerpts from the results for

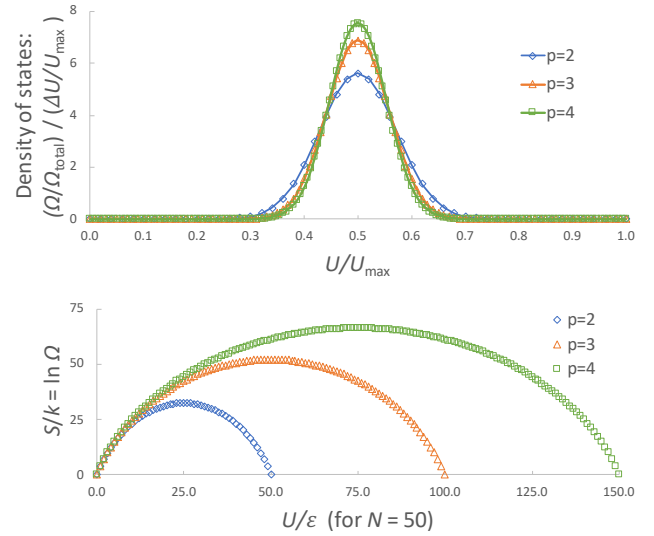


FIG. 1. Two possible visualizations of the distribution of multiplicities for various p -state paramagnets (that a student could construct in Excel, using multiplicity data computed elsewhere). Some of the options are discussed in the text: the choices leading to the first graph above focus on the sharpness and comparative shapes of the peaks, while the choices leading to the second focus on the different overall state distributions and the matching low-energy limit.

$N = 50$ three-state dipoles are shown in Table II. The patterns are qualitatively similar to those for the two-state paramagnet, including the negative temperature regime as the multiplicity decreases when the energy increases beyond the half-filled level: $q > (p-1)N/2$.

Finally, just as for the two-state case, the total magnetization M of the system is the sum of the contributions of each magnetic dipole moment and is thus again related to the energy:

$$M = \mu(p-1)N \left(1 - \frac{2q}{(p-1)N} \right) = M_{\max} \left(1 - \frac{2U}{U_{\max}} \right). \quad (13)$$

As before, M decreases from $M_{\max} = \mu(p-1)N$ when $q = 0$ to zero as $q \rightarrow (p-1)N/2$.

Students seeking a more open-ended project investigating these systems could extend this procedure to explore patterns in the distribution of states, heat capacity, or other physical quantities for various values of p . The instructor can again provide multiplicity data, or for a longer project students might benefit from computing those values themselves.

As a simple starting point, it can be interesting to compare graphs of the multiplicity as a function of energy for different paramagnet systems. Figure 1 shows two very different examples of graphs that a student might produce in Excel. On one level, the value of these graphs is simply to see that each paramagnet multiplicity has a peak around the center of its allowed energy range. But this is also an opportunity for students to learn about the

challenges and choices involved in effectively visualizing related systems.

Students will quickly find that graphing raw multiplicities on the same vertical scale is not useful because the peak heights differ by many orders of magnitude: they must either normalize them or use a log scale (effectively graphing entropy $S = k \ln \Omega$). On the other hand, for the horizontal axis, arguments could be made either for showing the energy on a common scale to show the differences in range and peak position, or for graphing energy relative to the system's maximum capacity to center all of the peaks for easier comparison.

Figure 1 illustrates two very different choices for visualizing this same data. The first graph is optimized for comparing the sharpness and shapes of the peaks for various p , so the horizontal scale is normalized to place all the peaks on top of each other and the vertical scale is based on normalized multiplicity. But because of the horizontal scaling, the higher- p graphs have denser data points: this can be visually misleading. So rather than directly graphing the relative multiplicity $\Omega/\Omega_{\text{total}}$ for each state, this graph shows a fractional *density* of states, normalizing by the (relative) size of the energy steps for each system (and ensuring that the area under each curve is one). The tradeoff is that the vertical scale is now more complicated to understand.

The choices made in constructing the second graph in Fig. 1 are optimized instead for comparing the overall state distributions on a common scale. It is immediately clear how the peak positions and total multiplicities differ for different values of p , and this visualization also draws attention to the equivalent behavior of all systems in the low-energy limit. On the other hand, these choices greatly obscure the sharpness of the multiplicity peaks and their differences in shape. Confronting the surprisingly large impact of these choices in visualizing the exact same underlying data can be an excellent learning experience.

A project with a stronger connection to measurable quantities would be to compare the heat capacities or magnetizations of paramagnets for various values of p . Some care is necessary in order to cover a wide range of temperatures, because a spreadsheet like Excel is only able to handle the size of the multiplicity numbers for q up to a few hundred at most (less for higher p).⁹ Students will need to use smaller systems (say, $N = 50$ – 100) to compute heat capacities at high temperature and then larger ones (say, $N = 5000$ or more, but for only small values of energy) to compute the low-temperature behavior.

Figure 2 shows what the result of such a project might look like, using systems of size $N = 50$ and 5000 to compare the heat capacities for $p = 2, 3, 4, 15$ and the Einstein solid. It is interesting to see directly that the heat capacities for all values of p are nearly identical at low temperature, and how the curves interpolate between the two-state paramagnet and Einstein solid at high temperature. (Because spreadsheets can struggle with large numbers, the $N = 5000$ heat capacities at negative temperature in the figure are simply mirrored from

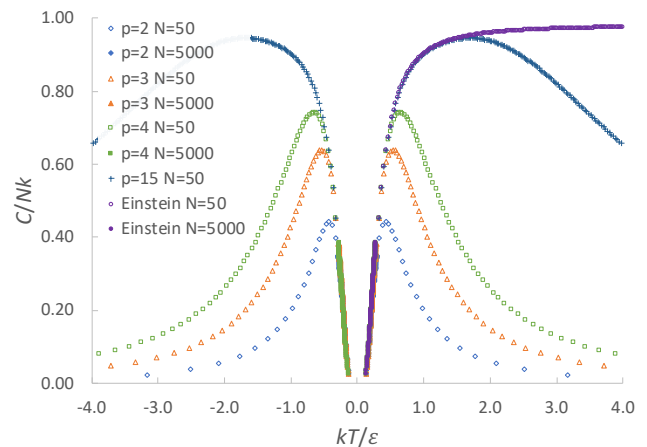


FIG. 2. Heat capacities computed and graphed in Excel (the result of a student project proposed in the text) for various paramagnets and an Einstein solid. Calculations for $N = 50$ dipoles can show high-temperature features, while low-energy calculations for $N = 5000$ explore the lower-temperature limit where these systems all converge to the same behavior.

their positive equivalents.) A corresponding project for magnetization could lead to its own graph along similar lines.

2. Interacting systems

Another class of standalone problems are studies of interactions between p -state paramagnets and other systems. For example, by tuning the magnetic field appropriately, the energy state spacing ϵ can be made to match between a paramagnet and an Einstein solid. We can then consider interactions between the two systems in the same ways that Moore and Schroeder discuss them: either as a purely formal exercise, or by assuming each system's internal interactions are much stronger than the interactions that exchange energy between them (so that the timescale to establish and measure a consistent internal temperature for each system separately is substantially faster than the timescale for the two to reach mutual equilibrium).

As an example of this, Table III presents data for a three-state paramagnet with $N_3 = 50$ dipoles interacting with an Einstein solid with $N_E = 50$ oscillators, with an overall state of total energy $U_{\text{total}} = 100\epsilon$. As before, the instructor can provide the data for the first two columns of the table so that students don't need to deal with the messy multiplicity formulas from Eqs. (8) or (9). The number of energy units q_3 in the paramagnet serves as a label for the macrostate of the combined system. Students are then expected to construct the rest of the table using the same procedure described by Moore and Schroeder: finding q_E for each row from the constraint that $q_3 + q_E = q_{\text{total}} = 100$, the corresponding Einstein solid multiplicity Ω_E from Eq. (1), the total multiplicity as the product

TABLE III. Multiplicities, temperatures, and probabilities for a three-state paramagnet with $N_3 = 50$ dipoles interacting with an Einstein solid with $N_E = 50$ oscillators, sharing 100 total energy units between them. Students can identify the most likely macrostate $q_3 = 32$ as the one with the highest total multiplicity and greatest probability, and also the one where the individual system temperatures are most nearly equal (though by all of these standards, $q_3 = 33$ is only marginally less likely).

q_3	Ω_3	S_3/k	kT_3/ϵ	q_E	Ω_E	S_E/k	kT_E/ϵ	Ω_{total}	S_t/k	Prob
0	1	0	0	100	6.71×10^{39}	91.7	2.52	6.71×10^{39}	91.7	$10^{-14}\%$
1	50	3.9	0.28	99	4.50×10^{39}	91.3	2.50	2.25×10^{41}	95.2	$10^{-12}\%$
2	1275	7.2	0.33	98	3.01×10^{39}	90.9	2.48	3.84×10^{42}	98.0	$10^{-11}\%$
3	22050	10.0	0.37	97	2.00×10^{39}	90.5	2.46	4.43×10^{43}	100.5	$10^{-10}\%$
\vdots	\vdots	\vdots	\vdots	\vdots	\vdots	\vdots	\vdots	\vdots	\vdots	\vdots
31	2.05×10^{20}	46.8	1.68	69	4.50×10^{33}	77.5	1.87	9.23×10^{53}	124.3	7.68%
32	3.65×10^{20}	47.4	1.79	68	2.63×10^{33}	77.0	1.85	9.61×10^{53}	124.3	8.00%
33	6.28×10^{20}	47.9	1.90	67	1.53×10^{33}	76.4	1.83	9.60×10^{53}	124.3	7.99%
34	1.04×10^{21}	48.4	2.03	66	8.83×10^{32}	75.9	1.81	9.22×10^{53}	124.3	7.68%

$\Omega_{\text{total}} = \Omega_3 \Omega_E$, and the probability from the sum of the total multiplicity values over all macrostates. (The columns for entropy and temperature are optional, and can be computed as previously described for a single paramagnet system.)

Students can identify the most likely macrostate in several ways. The most likely configuration is the one with the highest total multiplicity Ω_{total} , and correspondingly the highest entropy and the highest probability. It is also the state where the temperatures of the two subsystems are most nearly equal. (The instructor could frame the problem to ask students to apply a specific approach, or to ask them to comment on both.) In this particular example, the calculation excerpts in Table III make it clear that the macrostates with $q_3 = 32$ and 33 are the most likely, with $q_3 = 32$ marginally favored. Some students may at first be surprised that two systems of “equal size” would not share the energy equally: this gives an opportunity to emphasize the central importance of multiplicity and its dependence on energy (with the opportunity to relate the discussion back to earlier topics and reinforce the fundamental definition of temperature).

As before, interactions involving the p -state paramagnets also provide opportunities for more open-ended exploration. An interested student could use these methods to consider interactions between an Einstein solid and various paramagnets with different values of p , and study the patterns that arise. As one example, Fig. 3 shows the probability distributions for various macrostates for paramagnets with $p = 2, 3, 4$ and also for interaction between two Einstein solids. This graph is another clear illustration of the way in which the Einstein solid is a limiting case of the paramagnet as $p \rightarrow \infty$.

Many other avenues of exploration suggest themselves. It could be interesting to use similar graphs to investigate these systems’ behavior for a variety of values of total energy, including both $q_{\text{total}} \ll N$ and $\gg N$. Are there recognizable trends in the equilibrium temperature as a function of q ? Or, for a given Einstein solid, might a larger two-state paramagnet have similar interaction behavior as a smaller three-state paramagnet? (Would

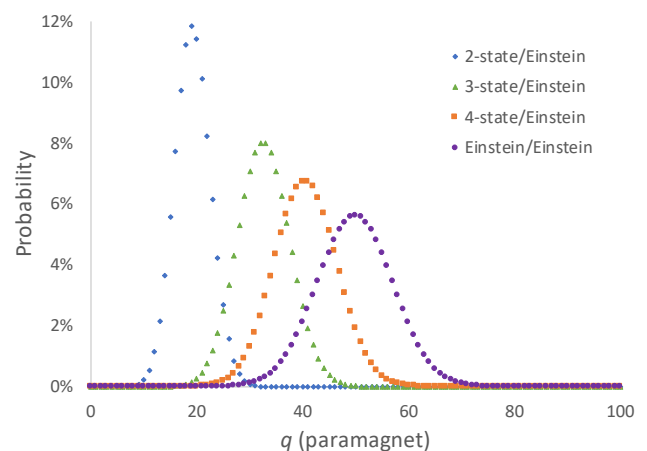


FIG. 3. Interaction macrostate probabilities for three different paramagnetic systems with $N = 50$ dipoles with an equal-sized Einstein solid and 100 total units of energy, as well as an interaction between two Einstein solids. The limiting behavior where large enough p behaves as an Einstein solid is readily observed.

the details depend on the amount of total energy in the system?) Are there interesting patterns in interactions between paramagnets of different p or N ? There is a great deal of room for students to develop their own questions.

IV. ANALYTIC CALCULATIONS IN THE LARGE- N LIMIT

In addition to explicit state counting using a spreadsheet, the simple expressions for multiplicity for the Einstein solid and the two-state paramagnet allow students to use Stirling’s approximation to evaluate them analytically when N and q are large. This allows an explicit calculation of quantities like entropy as a function of energy or of energy as a function temperature.

For example, for the two-state paramagnet, applying

the leading terms of Stirling's approximation to the natural log of Eq. (2) gives $S/k \approx N \ln N - q \ln q - (N - q) \ln(N - q)$, so the temperature is given by $1/T = \partial S / \partial U = \frac{k}{\epsilon} \partial(S/k) / \partial q$, and thus $\epsilon/kT \approx \ln[(N - q)/q]$. Solving for energy, we find $U = q\epsilon \approx N\epsilon/(1 + e^{\epsilon/kT})$, or rearranging terms, $U \approx \frac{N\epsilon}{2}(1 - \tanh(\epsilon/2kT))$. Then from Eq. (13), the magnetization is $M = \mu N \tanh(\epsilon/2kT)$. Similar reasoning can be applied to the Einstein solid.

This procedure is more difficult for the general p -state paramagnet because of the sum in the multiplicity formula from Eq. (9): this sum is finite in principle, but in systems of realistic size it could have on the order of 10^{23} terms. With the help of the mathematics literature we can make progress in particular limits, but because the proofs are quite specialized, it would be unrealistic to expect most physics students to understand the details. Instead, it is best just to directly cite the relevant results for students to apply.

The most interesting and accessible limit to consider is that of high temperature, as the paramagnet approaches its maximum multiplicity $q \rightarrow \frac{(p-1)N}{2}$. These are states in the central peak as seen in the density of states graph of Fig. 1. When the system size N is large we can use results by Neuschel⁶ (building on the work of Eger¹⁰) to estimate the multiplicity. Neuschel gives a detailed expansion for the extended binomial coefficients in orders of $1/N$, but for our purposes the leading term is sufficient.¹¹

$$\sqrt{\frac{(p^2 - 1)N}{12}} \frac{1}{p^N} \binom{N}{q}^{\{p-1\}} = \frac{1}{\sqrt{2\pi}} e^{-x^2/2} + \mathcal{O}\left(\frac{1}{N^{1/2}}\right), \quad (14)$$

converging uniformly with respect to all integers q , with

$$x = \sqrt{\frac{12}{(p^2 - 1)N}} \left(q - \frac{N(p-1)}{2} \right). \quad (15)$$

This variable x has been scaled to put the Gaussian term into standard normal distribution form: the prefactor outside the parentheses is one over the standard deviation: $\sigma = \sqrt{(p^2 - 1)N/12}$. Note that $x < 0$ for positive temperatures, with $T \rightarrow \infty$ as $x \rightarrow 0$.

From the right hand side of this expression, it is clear that the Gaussian term will be dominant at large N as long as $|x| \lesssim 1$, but that outside of that central peak the Gaussian will fall off roughly as e^{-N} and cease to be reliable as a leading term. (This is why this result only allows calculations in the high-temperature limit.) Thus, for $|x| \lesssim 1$, we can reliably solve for the multiplicity:

$$\Omega_p(N, q) = \binom{N}{q}^{\{p-1\}} \approx \frac{p^N}{\sqrt{2\pi N}} \sqrt{\frac{12}{p^2 - 1}} e^{-x^2/2}. \quad (16)$$

This is p^N times a standard normal distribution: a sum over x thus gives p^N as the total number of states, as expected.

To use this result to study the physical behavior of our paramagnetic systems, the next step is to compute the

entropy $S = k \ln \Omega_p$:

$$S_p/k \approx N \ln p - \frac{x^2}{2} + \frac{1}{2} \left(\ln \left(\frac{6}{\pi N} \right) - \ln(p^2 - 1) \right). \quad (17)$$

From this we can then apply the definition of temperature, $\frac{1}{T} = \frac{\partial S}{\partial U}$, or in dimensionless form,

$$\begin{aligned} \frac{\epsilon}{kT} &= \frac{\partial S/k}{\partial q} = \frac{\partial S/k}{\partial x} \frac{\partial x}{\partial q} \approx -x \sqrt{\frac{12}{(p^2 - 1)N}} \\ &= \frac{12}{(p^2 - 1)N} \left(\frac{N(p-1)}{2} - q \right). \end{aligned} \quad (18)$$

Solving for energy, we find

$$q = \frac{U}{\epsilon} \approx N \left(\frac{p-1}{2} - \frac{p^2 - 1}{12} \frac{\epsilon}{kT} \right). \quad (19)$$

(This correctly matches the high temperature limit of the earlier $p = 2$ result.) From the energy we can calculate the heat capacity at high temperature,

$$C = \frac{dU}{dT} = Nk \frac{p^2 - 1}{12} \left(\frac{\epsilon}{kT} \right)^2. \quad (20)$$

And finally, we can use the energy to find the magnetization using Eq. (13):

$$M = \frac{\mu(p^2 - 1)N}{6} \frac{\epsilon}{kT} = M_{\max} \frac{p+1}{6} \frac{\epsilon}{kT}. \quad (21)$$

This $1/T$ dependence of magnetization at high temperatures is Curie's Law.

All of these steps that follow from Eq. (16) are a direct generalization of calculations that students may have already seen for the two-state paramagnet or the Einstein solid, which could make this a natural followup activity on homework or exams.

The low-temperature limit is more difficult to explore in this way, and perhaps also less necessary: as previously discussed, in this dilute limit when $q \ll N$ all of the p -state paramagnets (and the Einstein solid) are equivalent to the two-state case (since it is rare for any dipole to carry more than one unit of energy). A particularly ambitious student (or particularly ambitious instructor) with an interest in special functions could consider Eq. (8) for the $p = 3$ case, expand it in terms of factorials, and then interpret the result as a hypergeometric function:

$$\binom{N}{q}^{\{2\}} = \binom{2N}{q} {}_2F_1(-q, -(2N - q); \frac{1}{2} - N; \frac{1}{4}). \quad (22)$$

The $N \rightarrow \infty$ limit of this function falls into a class studied by Cvitković et al.¹² After applying a rather complicated series of identities and transformations and then summing

two asymptotic expressions from that work, the limiting behavior is

$$\Omega_p = \binom{N}{q}^{\{2\}} \approx \frac{1}{\sqrt{2\pi q}} \left(\frac{Ne}{q} \right)^q. \quad (23)$$

As expected, this exactly matches the $N \rightarrow \infty$ limit of the $p = 2$ case, where $\binom{N}{q}$ can be evaluated using Stirling's approximation. (The more general formula in Eq. (9) can similarly be expressed in terms of a generalized hypergeometric function, ${}_pF_p(\dots)$, but finding an applicable asymptotic form is difficult.)

V. CONCLUSIONS

For students studying statistical mechanics based on Moore and Schroeder's state-counting approach to entropy and the second law, the p -state paramagnets are a natural generalization of the Einstein solid and two-state paramagnet systems that form the foundation of that entry point to the subject. The modest increase in complexity lies entirely in the initial setup of any simple example, so it is straightforward to assign problems that require no student background beyond what they have already practiced. This provides a source of additional examples to supplement the standard two for homework or exams. Furthermore, because these examples form a related family of systems, there is a great deal of room for open-ended projects and curiosity-driven exploration using these same basic tools that focus on explicit counting of states.

It is worth explicitly commenting that this is not the *easiest* approach to studying these systems: as with so many examples, once students understand the use of Boltzmann factors and the partition function, those tools provide a much more direct way to determine the temperature dependence of measurable quantities like energy and heat capacity of the p -state paramagnets. (This is briefly reviewed in Appendix B.) In fact, once students have learned both approaches it can be interesting to assign problems asking them to study the same system in both ways. Seeing the agreement between these results can give a satisfying example of the relationships between them.

ACKNOWLEDGMENTS

The author thanks Thorsten Neuschel for helpful clarifications of the useful range of his extended binomial coefficient approximation, and also several years of students at Alma College for serving as guinea pigs for some of the ideas in this work.

Appendix A: Proofs of multiplicity formulas

The equations for the extended binomial coefficients given in section III can both be derived using combinatorial proofs based on the “principle of inclusion-exclusion:” a process of repeated overcounting and corrections. The general formula in Eq. (9) is

$$\binom{N}{q}^{\{p-1\}} = \sum_{j=0}^{\lfloor q/p \rfloor} (-1)^j \binom{N}{j} \binom{N+q-pj-1}{q-pj}. \quad (A1)$$

This was proven by Dani by direct calculation⁸, but counting arguments like the following are sometimes more instructive.

Start by allowing *unlimited* energy per dipole and count the number of ways to distribute the q units of energy among N dipoles. Just as for the Einstein solid in Eq. (1), this is the “multichoose” function $\langle\!\langle N \rangle\!\rangle_q = \binom{N+q-1}{q}$. (This is the $j = 0$ term in the sum above.) For finite p this obviously overcounts the number of states, because some dipoles may have been assigned more than $p - 1$ units of energy. We need to subtract off the number of states where at least one dipole has p or more energy units. To do this, we first identify the overfilled dipole (there are $\binom{N}{1} = N$ choices) and assign it a baseline of p units of energy, and then we count the number of ways to distribute the remaining $q - p$ energy units among all N dipoles: $\langle\!\langle N \rangle\!\rangle_{q-p} = \binom{N+q-p-1}{q-p}$. (This subtraction is the $j = 1$ term in the sum.) But now we have overcorrected: we have subtracted the states where *two* dipoles have too much energy twice. To add back these overcounted states, there are $\binom{N}{2}$ possible pairs, and for each possible pair we must add back the number of states in which both have at least p units of energy: $\langle\!\langle N \rangle\!\rangle_{q-2p} = \binom{N+q-2p-1}{q-2p}$. (This positive correction is the $j = 2$ term.) This alternating process continues until we have exhausted the number of energy units: until $j = \lfloor q/p \rfloor$ (the integer part of the division), proving the formula above.

For the specific $p = 3$ case, Andrews⁷ provides two formulas, the first of which was given as Eq. (8) above:

$$\binom{N}{q}^{\{2\}} = \sum_{j=0}^{\min(q, 2N-q)} (-1)^j \binom{N}{j} \binom{2N-2j}{q-j}. \quad (A2)$$

Andrews presents these formulas without proof (calling them “easily derived,” which may be true for those with recent practice in combinatorics). A combinatorial proof of this result is as follows.

We again apply the principle of inclusion-exclusion. Imagine each dipole as a box that can hold up to two marbles (energy units): one in a slot on the left and one on the right. There are thus $2N$ slots, and naively we can distribute the q marbles in $\binom{2N}{q}$ ways. (This is the $j = 0$ term in the sum above.) But this double counts cases where a single box has only one marble, because it doesn't matter which slot is filled. So we choose one particular box

(there are $\binom{N}{1}$ choices), assume it has only one marble, and subtract off the number of ways of distributing the remaining $q - 1$ marbles among the remaining $2(N - 1)$ slots: $\binom{2(N-1)}{q-1}$ ways. (This subtraction is the $j = 1$ term in the sum.) But now we have overcorrected, because some of those configurations had a second box with only one marble. We need to add back the count of the number of configurations with two boxes containing one marble each. There are $\binom{N}{2}$ choices, and for each one the remaining count is $\binom{2(N-2)}{q-2}$. (This is the $j = 2$ term.) We repeat this alternating sum until we have considered every possible configuration: the last nonzero term is either $j = q$ or $2N - q$ (so $2N - q - j = 0$), whichever is lower.

Appendix B: Analysis using the partition function

Rather than the state counting described here, the usual approach to analyzing the physics of paramagnetic systems is to apply Boltzmann factors and the partition function. (Schroeder's textbook *Thermal Physics*³ uses this as the basis of a few homework problems.) The steps that follow briefly summarize the results of these (substantially simpler) methods, for comparison to the results found previously using direct state counting.

The partition function of a single dipole is

$$Z_p = \sum_{j=0}^{p-1} e^{-j\epsilon/kT} = 1 + e^{-\epsilon/kT} + \dots + e^{-(p-1)\epsilon/kT}. \quad (\text{B1})$$

If we define the shorthand $y = e^{-\epsilon/kT}$, this can be written

$$Z_p = \sum_{j=0}^{p-1} y^j = \frac{1 - y^p}{1 - y}, \quad (\text{B2})$$

an algebraic identity that holds for any $y \neq 1$ and thus any $T \neq \pm\infty$. Plugging in the definition of y and rearranging terms leads us to

$$\begin{aligned} Z_p &= \frac{e^{-p\epsilon/2kT}}{e^{-\epsilon/2kT}} \frac{e^{p\epsilon/2kT} - e^{-p\epsilon/2kT}}{e^{\epsilon/2kT} - e^{-\epsilon/2kT}} \\ &= e^{-(p-1)\epsilon/2kT} \frac{\sinh(p\epsilon/2kT)}{\sinh(\epsilon/2kT)}. \end{aligned} \quad (\text{B3})$$

The initial exponential term would be absent if we had chosen the zero of energy to be the midpoint rather than the ground state.

To discuss limits of temperature, it is helpful to define the dimensionless variable $t \equiv kT/\epsilon$. The strict high-temperature limit is $t \gg p > 1$, which will apply in realistic cases where p is a small integer. But we may also consider the formal limit $p \gg t \gg 1$: this is the $p = \infty$ case corresponding to an Einstein solid. In either of these high-temperature limits, $y \approx 1 - \frac{1}{t} + \frac{1}{2t^2} - \frac{1}{6t^3}$. If additionally $t \gg p$, $y^p \approx 1 - \frac{p}{t} + \frac{p^2}{2t^2} - \frac{p^3}{6t^3}$, and so

$$\begin{aligned} Z_{p,\text{high-}T} &\approx \frac{\frac{p}{t} - \frac{p^2}{2t^2} + \frac{p^3}{6t^3}}{\frac{1}{t} - \frac{1}{2t^2} + \frac{1}{6t^3}} \\ &\approx p \left(1 - \frac{p-1}{2t} + \frac{(p-1)(2p-1)}{12t^2} \right). \end{aligned} \quad (\text{B4})$$

On the other hand, in the limit $p \gg t \gg 1$, it follows that $y^p \ll 1$ and so $Z_{\infty,\text{high-}T} \approx 1/(1/t) = t = \frac{kT}{\epsilon}$.

From these results, the total energy of the system can be calculated in either of two standard ways:

$$\begin{aligned} U_p &= N \bar{E}_p = \frac{N}{Z_p} \sum_{j=0}^{p-1} j\epsilon e^{-j\epsilon/kT}, \quad \text{or} \\ U_p &= -\frac{N}{Z_p} \frac{\partial Z_p}{\partial \beta} \\ &= \frac{N\epsilon}{2} ((p-1) - p \coth(p\epsilon/2kT) + \coth(\epsilon/2kT)). \end{aligned} \quad (\text{B5})$$

Once again we can look at limiting temperatures. In the strict high-temperature limit $t \gg p$, we can use the $x \ll 1$ expansion $\coth x \approx \frac{1}{x} + \frac{x}{3}$ to show $U_{p,\text{high-}T} \approx N\epsilon \left(\frac{p-1}{2} - \frac{p^2-1}{12t} \right)$. This precisely matches the earlier asymptotic form from Eq. (19). And if $p \gg t \gg 1$, the previous expansion together with $\coth(p/2t) \rightarrow 1$ means that $U_{\infty,\text{high-}T} \approx N\epsilon t = NkT$, exactly as given by the equipartition theorem for an Einstein solid.

From the energy, we can immediately also find the magnetization using Eq. (13):

$$M_p = \mu N (p \coth(p\epsilon/2kT) - \coth(\epsilon/2kT)) \quad (\text{B7})$$

In the strict high-temperature limit, $M_{p,\text{high-}T} \approx \mu N \frac{p^2-1}{6t}$, exactly matching Eq. (21) and reproducing the $1/T$ behavior of Curie's Law.

* jensens@alma.edu

¹ T. A. Moore and D. V. Schroeder, "A different approach to introducing statistical mechanics," *American Journal of Physics* **65** no. 1, (Jan, 1997) 26–36, [arXiv:1502.07051](https://arxiv.org/abs/1502.07051) [[physics.ed-ph](https://arxiv.org/archive/physics)].

² T. A. Moore, *Six Ideas That Shaped Physics: Unit T*. McGraw-Hill, New York, NY, 3rd ed., 2017.

³ D. V. Schroeder, *An Introduction to Thermal Physics*. Addison Wesley, San Francisco, CA, 2000.

⁴ D. C. Schoepf, "A statistical development of entropy for

- the introductory physics course,” *American Journal of Physics* **70** no. 2, (2002) 128–136.
- ⁵ T. Salagaram and N. Chetty, “Enhancing the understanding of entropy through computation,” *American Journal of Physics* **79** no. 11, (2011) 1127–1132.
 - ⁶ T. Neuschel, “A note on extended binomial coefficients,” *Journal of Integer Sequences* **17** no. 10, (Nov, 2014) 4, [arXiv:1407.7429 \[math.CO\]](#).
 - ⁷ G. E. Andrews, “Euler’s ‘Exemplum Memorabile Inductionis Fallacis’ and q -trinomial coefficients,” *Journal of the American Mathematical Society* **3** no. 3, (1990) 653–669.
 - ⁸ A. Dani, “How to compute coefficients in trinomial triangle at specific position?” Mathematics stack exchange, Aug, 2011. <https://math.stackexchange.com/q/57112>.
 - ⁹ It is important when using Excel to program multiplicity formulas using the `=COMBIN(N,q)` function for the binomial coefficients rather than explicitly using factorials, because that function in Excel can handle larger arguments than the factorials can: it is coded to perform the cancellation of terms between numerator and denominator before evaluating the result. Some spreadsheet programs other than Excel do not implement `=COMBIN(N,q)` carefully in this way, and are limited to smaller systems as a result.
 - ¹⁰ S. Eger, “Stirling’s approximation for central extended binomial coefficients,” *The American Mathematical Monthly* **121** no. 4, (2014) 344–349, [arXiv:1203.2122 \[math.PR\]](#).
 - ¹¹ Keeping the next-leading term from Neuschel’s expansion is equivalent to including the $1/12N$ terms in Stirling’s approximation for $N!$, as can be verified explicitly for the $p = 2$ case.
 - ¹² M. Cvitković, A.-S. Smith, and J. Pande, “Asymptotic expansions of the hypergeometric function with two large parameters—application to the partition function of a lattice gas in a field of traps,” *Journal of Physics A: Mathematical and Theoretical* **50** no. 26, (Jun, 2017) 265206, [arXiv:1602.05146](#).