

Error catastrophe in the replication is resolved by innate proofreading during the polymerization process

Yoshiya J. Matsubara,^{1,*} Nobuto Takeuchi,^{2,4,†} and Kunihiko Kaneko^{3,4,‡}

¹*Simons Centre for the Study of Living Machines, National Centre for Biological Sciences, Bellary Road, Bangalore 560 065, Karnataka, India*

²*School of Biological Sciences, University of Auckland, Private Bag 92019, Auckland 1142, New Zealand*

³*Graduate School of Arts and Sciences, The University of Tokyo, 3-8-1 Komaba, Meguro-ku, Tokyo 153-8902, Japan*

⁴*Research Center for Complex Systems Biology, Universal Biology Institute, University of Tokyo, Komaba 3-8-1, Meguro-ku, Tokyo 153-8902, Japan*

(Dated: August 24, 2021)

An important issue for the origins of life is how to ensure the accurate maintenance of information in replicating polymers in the face of inevitable errors. We investigate how this maintenance depends on reaction kinetics by incorporating elementary steps of polymerization into the population dynamics of polymers. We find that template-directed polymerization entails an inherent error-correction mechanism akin to kinetic proofreading, making a longer polymer more tolerant to an error catastrophe. Since this mechanism requires no enzyme, it is likely to operate under wide prebiotic conditions.

Template-directed polymerization is a fundamental chemical reaction for the sustained evolution of prebiotic systems. However, as in any chemical reaction, the polymerization is subject to thermodynamically inevitable errors. Eigen has investigated how such errors impact the population dynamics of template polymers racing to replicate themselves [1]. Using the so-called quasi-species (QS) model, Eigen has shown that if the rate of error exceeds a certain threshold (*error threshold*), the polymers are unable to hold any information in their sequence owing to the combinatorial explosion of incorrect sequences, which compete with a master (i.e., correct) sequence—a phenomenon coined as error catastrophe [1–7].

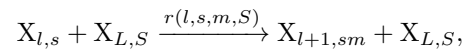
In the present cells, proofreading mechanisms to correct the errors have been evolved. For example, the analysis of the theoretical models reveals that the free energy difference between right and wrong base-pairings contributes to the accuracy of the information on the copied polymer [1, 8–10]. Such energy difference can be effectively magnified by energetically driven proofreading mechanisms such as the kinetic proofreading (KPR) [8, 11–14]. However, such sophisticated mechanisms, which require multiple reaction pathways to add a monomer, would not be plausible in the prebiotic environment.

Is it possible to consider a proofreading mechanism that works in the prebiotic world? In the QS model, the polymerization dynamics have not been considered explicitly. Nevertheless, the dynamics of the template population and polymerization process could affect each other, which would be critical for the selection of the template information. The importance of reaction kinetics on the selection of template polymers, for example, has been noted as stalling effect during the polymerization process which may mitigate the threshold for error

catastrophe [15].

In this letter, we consider a thermodynamic model of the polymerization where monomers are sequentially added to a primer and template population, and test if the effect of the polymerization kinetics provides tolerance to an error in the replication. We investigate the condition for the replicating template to avoid the error catastrophe under the prebiotic condition. In fact, the accuracy of copied information increases with the length of the template, in contrast with Eigen’s QS model.

Here we consider a polymer composed of a primer denoted by ‘&’ [16] and a sequence of two types of monomers ‘0’ and ‘1’ linked to it (e.g., ‘&000’, ‘&101010’). We consider the elongation of polymers by adding a monomer using another polymer as a template (see schematics for Fig. 1):



where $X_{l,s}$ is a polymer consisting of primer & and sequence s , s is a sequence of ‘0’ and ‘1’ of length l (i.e., $s \in \{0,1\}^l$), m is a monomer (i.e., $m \in \{0,1\}$), and $X_{L,S}$ is a template polymer consisting of primer & and sequence S of length L [17]. $X_{0,\&}$ denotes a free primer. For simplicity, only the polymers with length L are assumed to work as templates (hereafter called template polymers). The rate of the monomer-addition reaction $r(s,m,S)$ is decomposed into

$$r(l,s,m,S) = \beta(l,s,S)\nu(l+1,m,S)f(S).$$

Below we explain the details of these three factors:

(I) $\beta(l,s,S)$ is a factor associated with the binding energy between a polymer $X_{l,s}$ and a template $X_{L,S}$. We assume that only a polymer bond to a template can join with a monomer. Then, the rate of the monomer addition is proportional to the fraction of a polymer bond

to a template, $\beta(l, s, S)$. Next, primer, each monomer in the polymer, and those in the template at the same position form base-pairs. Further, the specific pair between the same monomer types between the substrate and template (i.e., 0 and 0 or 1 and 1) is assumed to be correct, whereas that with different types (i.e., 0 and 1) is incorrect [18]. The free energy of the correct base-pair is lower than that of the incorrect one, with the difference $\Delta(\geq 0)$; the energy of correct and incorrect ones are $-\Delta$ and 0, respectively. Therefore $\beta(l, s, S)$ is given by the Boltzmann factor $\beta(l, s, S) = \exp(\hat{n}(l, s, S)\Delta)$, where $\hat{n}(l, s, S)(\leq l)$ is the number of correct pairs between a template $X_{L,S}$ and a substrate $X_{l,s}$ [19].

(II) $\nu(l+1, m, S)$ is a factor associated to the energy of the base-pair between a monomer m to be added and the $l+1$ th monomer in the template sequence S . We assume both of the monomer species 0 and 1 exist at constant concentration. Since there are two types of monomers, there are two types of monomer-addition reaction: reaction with a correct base-pair and reaction with an incorrect base-pair. The ligation rate of a monomer at a correct base-pair of the monomer at the corresponding position in the template $X_{(L,s)}$ is proportional to e^Δ , and that of the incorrect one is, 1 [20]. Hence $\nu(l, m, S)$ is set as e^Δ for the correct base-pair, and 1 otherwise. Accordingly, $\mu = 1/(1 + e^\Delta)$ gives the ‘error rate’ at each monomer addition in the template replication.

(III) $f(S)$ is the efficiency of a sequence S as a template, which is interpreted as ‘fitness’ or relative replication rate of a sequence. Since our purpose in this letter is to investigate the ability of the template system to replicate accurate information sustainably, we assume a single-peak fitness landscape [1]: Define that the sequences with only one type of monomers S_0 (i.e., ‘&000...’) is the master sequence that keeps correct information. It has the ‘fitness’ $f(S_0) \equiv f_0 (= 1)$, while other sequences S have much smaller fitness $f(S) \equiv f_1$ ($f_1 \ll f_0$; we set $f_1 = 0.1$ unless otherwise noted).

In the model, we use the chemostat condition, so that a free primer is supplied at the rate ϕ , whereas all of the chemical species are diluted with the same rate ϕ :

$$\emptyset \xrightarrow{\phi} X_{0,\&}, \quad X_{l,s} \xrightarrow{\phi} \emptyset.$$

Thus, the total concentration of all primers, $x_{\&}^{tot} = \sum_l \sum_{s \in \{0,1\}^l} x_{l,s}$, is given by 1 (unit) at the steady-state. Here, we use the boundary condition such that the concentration of a free primer, $x_{0,\&}$ is fixed; accordingly, the dilution rate ϕ is determined by $x_{0,\&}$.

Summing up, the rate equation for the concentration of a polymer $X_{l,s}$, $x_{l,s}$, is

$$\begin{aligned} \dot{x}_{l,s} = & x_{l-1,s'} \sum_{S \in \{0,1\}^L} r(l-1, s', m, S) x_{L,S} \\ & - x_{l,s} \sum_{S \in \{0,1\}^L} (r(l, s, 0, S) + r(l, s, 1, S)) x_{L,S} - \phi x_{l,s}, \end{aligned} \quad (1)$$

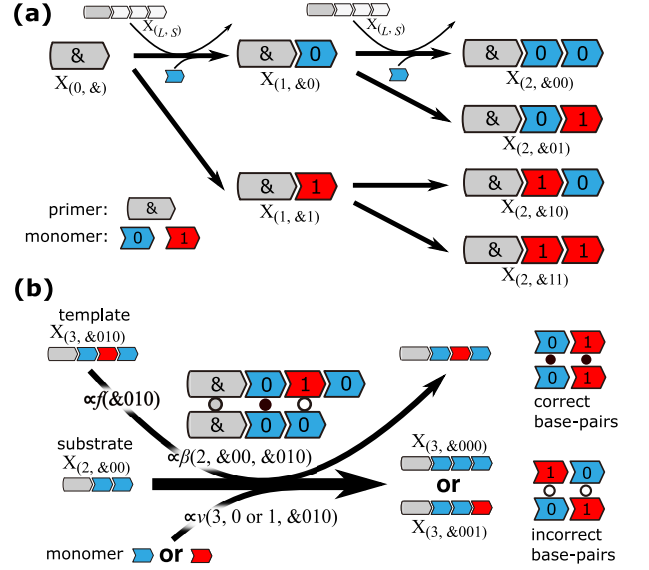


FIG. 1. (a) Schematic diagram of the polymerization model (up to the length 2). Polymers are composed with a primer (grey) and two types of monomers (blue and red). Thick arrow represents the monomer-addition reaction. In every reactions, a polymer with any sequence of length L is used as a template (in the figure, we depict a template and a monomer only in a few reactions and omit them in the rest). (b) Schematics of the monomer-addition reaction using a template. In the reaction, monomer (0 or 1) joins into a substrate polymer (e.g., &00) which forms base-pairing with a template (e.g., &010). The rate of reaction is determined by the efficiency of the template f , binding energy between the template and the substrate β , and the joining rate of a monomer ν . β depends on whether the base-pairs between the substrate and the template are correct (filled circle) or not (open circle), and ν depends on the base-pair between the monomer added and the one at the corresponding position in the template.

where s' represents such sequence that the end monomer of the sequence s is deleted, and the dilution rate ϕ is determined as $\phi = \frac{x_{0,\&}}{1-x_{0,\&}}(1 + e^\Delta) \sum_{S \in \{0,1\}^L} f(S) x_{L,S}$ [21]. Note that in the case $l = L$ there is no second term in Eq. 1, since L is the maximum length.

In the present model, the accuracy in the replication is computed as the average similarity to the master sequence \mathcal{A} among all of the templates [4];

$$\mathcal{A} = \sum_{S \in \{0,1\}^L} \left(1 - 2 \frac{h_{0,S}}{L}\right) \frac{x_{L,S}}{x_L}, \quad (2)$$

where x_L is the summation of all of the polymers with length L , $x_L = \sum_{S \in \{0,1\}^L} x_{L,S}$, and $h_{0,S}$ is the Hamming distance between the master sequence and sequence S . The fraction represents the accuracy of information replicated; If only the master sequence exist, $\mathcal{A} = 1$, and if sequences are completely random, $\mathcal{A} = 0$.

First of all, we demonstrate that if the polymerization is faster enough than the speed of supply of a primer and the dilution, ϕ (i.e., $\phi \sim 0$, and $x_{0,\&} \ll 1$), the model is

reduced into just the population dynamics of templates, i.e., the standard QS model. In this case, a primer is attached to a template immediately to polymerize to make a template of the length L . The model reaction dynamics is reduced into the rate equation of the concentration of templates with a monomer sequence i with the length L , $x_{L,i}$,

$$\dot{x}_{L,i} = \sum_j \omega_{i,j} x_{L,j} - \phi x_{L,i}, \quad (3)$$

with $\omega_{i,j} = (1 + e^\Delta) x_{0,\&} f(j) \mu^{h_{i,j}} (1 - \mu)^{L-h_{i,j}}$, where μ is the error rate at each addition of monomer, $\mu = \frac{1}{1+e^\Delta}$, and $h_{i,j}$ is the Hamming distance between the sequence i and j (see the Supplemental Material for the derivation [22]). This model agrees with the QS model.

In this fast polymerization rate limit, our model reproduces the error catastrophe and its threshold in the QS model: Naturally, the accuracy of the replicated information \mathcal{A} defined as (2) decreases monotonically with the increase of μ , and the decrease is faster as the sequence length of templates L is longer. Based on the correspondence with Eq. 3 and QS model, if $\mathcal{A} \sim 1$, the error rate μ is smaller than the error threshold:

$$\mu \lesssim \log(W)/L, \quad (4)$$

where $W \equiv \frac{f_0}{f_1}$ is the advantage of the master sequence. This agrees exactly with the error threshold derived by Eigen [1].

Next, we discuss the case that the flow in the chemostat is fast or the polymerization rate is not infinite. In this situation, the polymerization kinetics significantly affects the accuracy of information replication, and the model is not reduced into QS model only with the dynamics of templates. We computed the accuracy of template information \mathcal{A} at the steady-state in the original model Eq. 1 in Fig. 2. We changed the speed of primer supply and dilution in the chemostat by tuning the fixed concentration of the free primer, $x_{0,\&}$. If $x_{0,\&}$ is low, the accuracy \mathcal{A} approaches that for the QS model. In contrast, \mathcal{A} monotonically increases at any error rate μ with the increase in $x_{0,\&}$, and it approaches its maximum value as $x_{0,\&}$ approaches 1.

This increase of accuracy is because of the polymerization process that works as a multi-step error correction for each monomer in the template sequence. Here, we estimate the relative speeds of template production with correct or incorrect i -th monomer, and derive the maximally achievable accuracy, by taking the idealized condition with $x_{0,\&} \sim 1$ (i.e., larger flow ϕ). First, whether i -th monomer is 0 or 1 determines the relative addition rate of the i -th monomer itself and that of the last monomers to complete the template synthesis (see Fig. S1 in the Supplemental Material [22]). Then, such relative rate of each monomer-addition that produce the sequences with

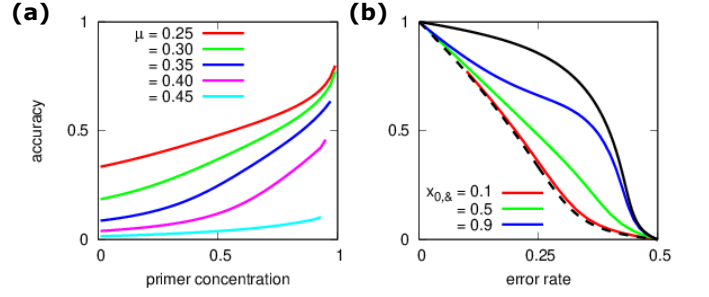


FIG. 2. (a) Dependence of the accuracy of the replicated information (\mathcal{A} defined as (2)) upon the fixed concentration of free primers, $x_{0,\&}$, for the template length $L = 6$, for different error rate μ plotted with different colors. (b) Dependence of \mathcal{A} on μ , for different $x_{0,\&}$ plotted with different lines. Black dashed line represents the result by the QS model, whereas black solid line represents \mathcal{A} in the case with infinite dilution rate, $x_{0,\&} \sim 1$.

length l ($i \leq l \leq L$) in which the i -th monomer is 0 or 1, denoted by $F_0^{(i)}$ or $F_1^{(i)}$, respectively, are estimated as

$$\begin{aligned} F_0^{(i)} &\propto e^\Delta \xi_0 f_0 + e^\Delta (\xi_0^{(i)} - \xi_0) f_1 + \xi_1^{(i)} f_1, \\ F_1^{(i)} &\propto \xi_0 f_0 + (\xi_0^{(i)} - \xi_0) f_1 + e^\Delta \xi_1^{(i)} f_1, \end{aligned} \quad (5)$$

where $\xi_0^{(i)}$ or $\xi_1^{(i)}$ are the fractions of template sequence with the i -th monomer 0 or 1, so that $\xi_0^{(i)} + \xi_1^{(i)} = 1$ (see the derivation in the Supplemental Material [22]). Then, the fraction of the master sequence is $\xi_0 = \prod_j \xi_0^{(j)}$. In the both lines in Eq. 5 the first term represents the rate of monomer-addition using the master sequence as a template, and the last two terms represents that of using the other templates with the i -th monomer 0 and 1. Note that, here we approximated that monomer-additions at different positions in a sequence are independent with each other [23].

Next, polymer sequences with the length $i-1$ has to go through $L+1-i$ steps of monomer-addition reactions, to complete the synthesis of template with the length L ; the relative production speeds of the templates in which i -th monomer is 0 (or 1) is given by $(F_0^{(i)})^{L+1-i}$ (or $(F_1^{(i)})^{L+1-i}$). Thus, the fraction $\xi_0^{(i)}$ and $\xi_1^{(i)}$ are derived by solving self-consistency

$$\frac{\xi_0^{(i)}}{\xi_1^{(i)}} = \frac{(F_0^{(i)})^{L+1-i}}{(F_1^{(i)})^{L+1-i}}. \quad (6)$$

As shown in Fig. 2(b), we calculated the accuracy \mathcal{A} using this estimate for $\xi_0^{(i)}$, $\mathcal{A} = \frac{2}{L} \sum_i \xi_0^{(i)} - 1$, which agrees well with the simulation result for $x_{0,\&} \sim 1$.

By assuming the dominance of the master sequence ($\xi_0^{(i)} \sim \xi_0$, $\xi_1^{(i)} \sim 0$), $\xi_1^{(i)}$ is approximated as

$$\xi_1^{(i)} \sim \frac{1}{1 + e^{(L+1-i)\Delta}} \sim e^{-(L+1-i)\Delta}, \quad (7)$$

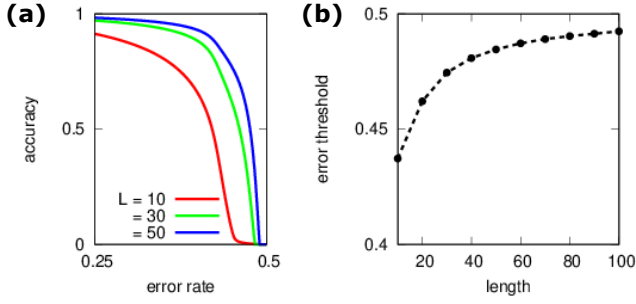


FIG. 3. (a) The achievable maximum accuracy of the information, plotted as the function of the error rate μ ($\mu = \frac{1}{1+e^\Delta}$), for different length of polymer L in the case with $x_{0,\&} \sim 1$. (b) Dependence of the error-threshold upon the length of template L . The threshold is calculated as the error rate μ satisfying $\mathcal{A} = 0.25$.

since $F_0^{(i)}/F_1^{(i)}$ is approximated by e^Δ . The form (7) is exactly same as minimum error rate that can be achieved in the KPR model with $L+1-i$ steps, in which the binding energy between enzyme and correct/incorrect substrate differs by Δ [8, 13]. Further, even if Δ is small and the fraction of the master sequence ξ_0 is close to zero, $\xi_0 \sim 0$, the small difference between $\xi_0^{(i)}$ and $\xi_1^{(i)}$ is amplified with the powers of $L+1-i$.

Given the effective error rate at each monomer, we calculate the threshold for the information on the master sequence to be dominant. In Fig. 3(a), we plotted the dependency of the accuracy of the information \mathcal{A} on the error rate μ with various length L of the template. Interestingly, the error-threshold for μ at which the information is lost ($\mathcal{A} \sim 0$) increases with the length of the template L (Fig. 3(b)). This is in sharp contrast with that in the QS model, in which the fraction \mathcal{A} declines sharply with L and the error-threshold for μ approaches zero with the increase in L expressed as in the form (4).

This increase in the accuracy for length L is because, a monomer in the sequence goes through more reaction steps before the completion of the template synthesis as the template is longer. Thus, the effective error rate at each monomer in the template is exponentially reduced with the steps as like multi-step KPR: for example, the error rate at the i -th monomer decreases exponentially with the length L , as $\sim e^{-\Delta(L+1-i)}$ if Δ is large. Even though, the number of incorrect sequences increases exponentially with L , as in the QS model, the template length L , this proofreading effect overwins (see the Supplemental Material [22]).

Last, we discuss the trade-off relationship between the accuracy and the yield of templates. This trade-off is inevitable since the accuracy by the KPR is generally gained at the expense of synthesis efficiency, as discussed in the other [12, 13]. We computed the yield as the actual concentration of the master sequence $x_{L,0}$. In Fig. 4, the yield is plotted against the fraction of the correct in-

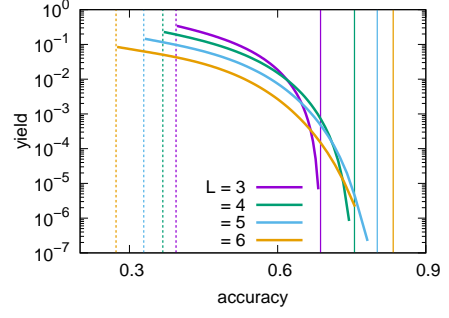


FIG. 4. Tradeoff between the accuracy of the replicated information \mathcal{A} and the yield of the template with the master sequence $x_{L,0}$. The solid curves represent dependence of $x_{L,0}$ on \mathcal{A} . The dilution rate is varied by controlling the fixed concentration of the free primer $x_{0,\&}$ in the chemostat, from ~ 0 to ~ 1 . The dashed vertical lines represents the accuracy \mathcal{A} in the QS model, and solid vertical lines that in the case with $x_{0,\&} \sim 1$. We set $\Delta = 1$ (i.e., $\mu = 1/(1+e)$).

formation \mathcal{A} by varying the concentration of free primers $x_{0,\&}$. Although the accuracy is increase with the increase in $x_{0,\&}$ the yield decrease, whereas the yield is increased only at the expense of accuracy as in the QS model.

To sum up, in our template polymerization reaction system the proofreading effect reduces the effective error rate depending on the length of the template when the dilution is fast. On the contrary, the model is reduced into Eigen's QS model when the dilution is slow. In our model, the error threshold increases with the template length, in sharp contrast with the QS model, in which it decreases with the length. This proofreading effect entails the trade-off between the accuracy of template information and their production yield, similar to the other KPR schemes.

For the proofreading effect to work in our model, we require several assumptions; We remark on them in the following: We assumed that templates immediately separated from the substrate polymers after the monomer-addition reactions, as in the QS model also implicitly assumed [24]. Experimentally this condition may be realized, for example, if we assume the fast hybridization kinetics (e.g., thermal or tidal oscillation) [25–28].

Next, only the longest polymers are assumed to work as templates. If shorter polymers could work better as templates as the long ones, then shorter ones replicate faster and would drive out the long ones. In this case, length L of a template in our model can be replaced by this small one [29]. Our model, then, suggests that if there is any mechanism for selecting longer polymers (e.g., [30, 31]), the error catastrophe problem is also resolved, owing to the proofreading effect.

While we considered the ‘fitness landscape’ $f(S)$ where only the master sequence has the high fitness, we can also discuss the selection under the arbitrary fitness landscape in our model, e.g., multi-modal or more rugged-landscape

[4, 6]. The relevance of the proofreading effect to the error catastrophe under such fitness landscapes remains as future work [32].

The KPR scheme that the present life uses requires the specific design of the reactions at each monomer addition during the replication process: a reaction pathway such that there are several intermediate states and coupled with the conversion of an ATP associated with polymerase enzymes [8], or reverse reaction catalyzed specifically by exonucleases enzymes [12]. In contrast, our scheme, in principle, works even in synthetic replicating systems without complex reaction pathways, such as a non-enzymatic primer extension system [15], or the template-directed ligation system [28]. Therefore, it can provide a plausible error correction mechanism and inheritance of sequence information in the prebiotic world.

We thank Tetsuhiro S. Hatakeyama, Atsushi Kamimura, and Shoichi Toyabe for the fruitful discussions. This research is partially supported by Japanese Society for the Promotion of Science (JSPS) KAKENHI Grant No. 17J07169 [YJM], Simons Foundation [YJM], a Grant-in-Aid for Scientific Research on Innovative Areas (17H06386) from the Ministry of Education, Culture, Sports, Science, and Technology of Japan [KK], and a Grant-in-Aid for Scientific Research (A)20H00123 from the JSPS [KK].

* yoshiyam@ncbs.res.in

† nobuto.takeuchi@auckland.ac.nz

‡ kaneko@complex.c.u-tokyo.ac.jp

- [1] M. Eigen, *Naturwissenschaften* **58**, 465 (1971).
- [2] J. Swetina and P. Schuster, *Biophysical chemistry* **16**, 329 (1982).
- [3] I. Leuthäusser, *Journal of statistical physics* **48**, 343 (1987).
- [4] P. Tarazona, *Physical Review A* **45**, 6038 (1992).
- [5] S. Franz and L. Peliti, *Journal of Physics A: Mathematical and General* **30**, 4481 (1997).
- [6] D. B. Saakian and C.-K. Hu, *Proceedings of the National Academy of Sciences* **103**, 4935 (2006).
- [7] N. Takeuchi and P. Hogeweg, *Physics of Life Reviews* **9**, 219 (2012).
- [8] J. J. Hopfield, *Proceedings of the National Academy of Sciences* **71**, 4135 (1974).
- [9] D. Andrieux and P. Gaspard, *Proceedings of the National Academy of Sciences* **105**, 9516 (2008).
- [10] T. E. Ouldridge and P. R. Ten Wolde, *Physical review letters* **118**, 158103 (2017).
- [11] J. Ninio, *Biochimie* **57**, 587 (1975).
- [12] C. H. Bennett, *BioSystems* **11**, 85 (1979).
- [13] A. Murugan, D. A. Huse, and S. Leibler, *Proceedings of the National Academy of Sciences* **109**, 12034 (2012).
- [14] S. Pigolotti and P. Sartori, *Journal of statistical physics* **162**, 1167 (2016).
- [15] S. Rajamani, J. K. Ichida, T. Antal, D. A. Treco, K. Leu, M. A. Nowak, J. W. Szostak, and I. A. Chen, *Journal of the American Chemical Society* **132**, 5880 (2010).
- [16] A primer is interpreted as a specific short polymer sequence. Generally, in the experimental template-directed replication, primers are required to initiate the polymerization reaction, since a monomer alone cannot bind to a template polymer.
- [17] Although subscripts l and L are not strictly necessary as they are implicitly given by s and S , they are added for the sake of clarity.
- [18] Here, we do not consider reverse or complementary base-pairing for the sake of simplicity.
- [19] The Boltzmann constant multiplied by the temperature, $k_B T$, is taken to be unity (1).
- [20] Here, we assumed the ligation of a monomer to a polymer is irreversible reaction. This situation is realized if we use an energetically activated monomer, covalent-bond formation is energetically favorable.
- [21] By substituting the condition at the steady-state $\sum_{l=1}^L \sum_{s \in \{0,1\}^l} \dot{x}_{l,s} = 0$ for Eq. 1, ϕ is determined as $x_{0,\&}(1 + e^\Delta) - (1 - x_{0,\&})\phi = 0$. Note that we assume the boundary condition that $x_{0,\&}$ is a constant.
- [22] See Supplemental Material at ??? for the detailed derivations of equations.
- [23] This situation is satisfied at least under the fitness landscape assumed in this letter.
- [24] Without this assumption, the template replication system also suffers from the ‘product-inhibition’ problem [33, 34]: We will discuss the polymerization and the template replication dynamics with the product-inhibition in another paper.
- [25] C. Fernando, G. Von Kiedrowski, and E. Szathmáry, *Journal of Molecular Evolution* **64**, 572 (2007).
- [26] B. Obermayer, H. Krammer, D. Braun, and U. Gerland, *Physical review letters* **107**, 018101 (2011).
- [27] A. V. Tkachenko and S. Maslov, *The Journal of chemical physics* **143**, 07B612.1 (2015).
- [28] S. Toyabe and D. Braun, *Physical Review X* **9**, 011056 (2019).
- [29] That is, our model does not solve the so-called ‘Spiegelman’s monster’ problem [35].
- [30] M. Kreysing, L. Keil, S. Lanzmich, and D. Braun, *Nature chemistry* **7**, 203 (2015).
- [31] R. Mizuuchi, A. Blokhuis, L. Vincent, P. Nghe, N. Lehman, and D. Baum, *Chemical communications* **55**, 2090 (2019).
- [32] For example, in such multi-modal landscapes, the system could show the multi-stability due to the frequency-dependent selection among templates [28, 36, 37].
- [33] Z. Varga and E. Szathmáry, *Bulletin of mathematical biology* **59**, 1145 (1997).
- [34] P. R. Wills, S. A. Kauffman, B. M. Stadler, and P. F. Stadler, *Bulletin of mathematical biology* **60**, 1073 (1998).
- [35] S. Spiegelman, I. Haruna, I. Holland, G. Beaudreau, and D. Mills, *Proceedings of the National Academy of Sciences* **54**, 919 (1965).
- [36] P. W. Anderson, *Proceedings of the National Academy of Sciences* **80**, 3386 (1983).
- [37] Y. J. Matsubara and K. Kaneko, *Physical review letters* **121**, 118101 (2018).

Reduction of the model into the quasi-species model in the case with slow dilution ($x_{0,\&} \sim 0$)

We assume that the polymerization is completed at a much faster time scale than that for the supply of primers, i.e., $\phi \sim 0$, which is realized when $x_{0,\&} \ll 1$. Because the last term is negligible in Eq. 1, by using the steady-state condition $\dot{x}_{l,s} = 0$, we can adiabatically eliminate variables $x_{l,s}$ where $l \leq L-1$ as

$$x_{l,s} = x_{l-1,s'} \frac{\sum_{S \in \{0,1\}^L} f(S) \beta(l-1, s', S) \nu(l, m, S) x_{L,S}}{(1 + e^\Delta) \sum_{S \in \{0,1\}^L} f(S) \beta(l, s, S) x_{L,S}}. \quad (\text{S1})$$

Since $s'm$ and s are an identical sequence in Eq. (1), it follows that $\beta(l-1, s', S) \nu(l, m, S) = \beta(l, s, S)$. Therefore,

$$x_{l,s} = x_{l-1,s'} / (1 + e^\Delta). \quad (\text{S2})$$

Using the above equation, we can transform the rate equation for templates polymers (i.e., the polymers of length L) as follows:

$$\begin{aligned} \dot{x}_{L,s} &= x_{L-1,s'} \sum_{S \in \{0,1\}^L} f(S) \beta(L-1, s', S) \nu(L, m, S) x_{L,S} - \phi x_{L,s} \\ &= \frac{x_{0,\&}}{(1 + e^\Delta)^{L-1}} \sum_{S \in \{0,1\}^L} f(S) \beta(L-1, s', S) \nu(L, m, S) x_{L,S} - \phi x_{L,s}. \end{aligned} \quad (\text{S3})$$

Since $\beta(L-1, s', S) \nu(L, m, S) = \beta(L, s, S)$, it follows that

$$\begin{aligned} \dot{x}_{L,s} &= \frac{x_{0,\&}}{(1 + e^\Delta)^{L-1}} \sum_{S \in \{0,1\}^L} f(S) \beta(L, s', S) x_{L,S} - \phi x_{L,s} \\ &= \frac{x_{0,\&}}{(1 + e^\Delta)^{L-1}} \sum_{S \in \{0,1\}^L} f(S) e^{\hat{n}(l,s,S)\Delta} x_{L,S} - \phi x_{L,s} \\ &= x_{0,\&} (1 + e^\Delta) \sum_{S \in \{0,1\}^L} f(S) \frac{e^{(L-h_{s,S})\Delta}}{(1 + e^\Delta)^L} x_{L,S} - \phi x_{L,s}, \end{aligned} \quad (\text{S4})$$

where $h_{i,j}$ is the Hamming distance between sequences i and j . Using $\mu = \frac{1}{1+e^\Delta}$, Eq. 3 in the main text is obtained.

Derivation of the upper limit of the accuracy of information in the case with fast dilution ($x_{0,\&} \sim 1$)

Firstly, we assume that the frequencies of 0 and 1 at different locations along polymers are independent of each other. Let $\xi_{l,0}^{(i)}$ and $\xi_{l,1}^{(i)}$ denote the relative frequencies of polymers of sequence length l whose i th bit is 0 and 1, respectively, where $\xi_{l,0}^{(i)} + \xi_{l,1}^{(i)} = 1$. Then, the concentration of polymers of sequence length l and sequence s is expressed as follows:

$$x_{l,s} = x_l \prod_{i=1}^l \xi_{l,m_i}^{(i)}, \quad (\text{S5})$$

where m_i is the i th bit of sequence s , and x_l is the sum of the concentrations of the polymers of sequence length l ($x_l = \sum_{s \in \{0,1\}^l} x_{l,s}$).

From the steady-state of Eq. 1, $x_{l,s}$ is calculated as follows:

$$x_{l,s} = x_{l-1,s'} \sum_{S \in \{0,1\}^L} r(l-1, s', m, S) x_{L,S} / \phi, \quad (\text{S6})$$

where we assumed the first and the last terms are dominant in Eq. 1, because we assumed $x_{0,\&} \sim 1$, so that ϕ is large. s' represents a sequence that the end monomer of the sequence s is deleted. Here, substituting Eq. S5, and

summing up all the concentrations of the sequences whose i th bit is 0, we have

$$\begin{aligned} \phi \sum_{s \in s_0^{(i)}} x_{l,s} &= \sum_{s \in s_0^{(i)}} x_{l-1} \prod_{j=1}^{l-1} \xi_{l-1,m_j}^{(j)} \sum_{S \in \{0,1\}^L} r(l-1, s', m_l, S) x_L \prod_{k=1}^L \xi_{L,M_k}^{(k)}, \\ &= x_{l-1} x_L \sum_{s \in s_0^{(i)}} \xi_{l-1,0}^{(i)} \prod_{j=1, j \neq i}^{l-1} \xi_{l-1,m_j}^{(j)} \sum_{S \in \{0,1\}^L} r(l-1, s', m_l, S) \prod_{k=1}^L \xi_{L,M_k}^{(k)}, \end{aligned} \quad (S7)$$

where $\sum_{s \in s_0^{(i)}}$ denotes the summation of all of the sequences where i -th monomer is 0. m_j and M_j denote j -th bit of the sequence s and S , respectively. Note that if $l = i$ we should read $\xi_{l-1,0}^{(i)}$ as $\xi_{l-1,0}^{(i)} = 1$. Here we assume that $f(S) = f_0$ if S is the master sequence, and $= f_1$ if that is the other ones. Then, we get

$$\begin{aligned} \phi \sum_{s \in s_0^{(i)}} x_{l,s} &= x_{l-1} x_L \sum_{s \in s_0^{(i)}} \xi_{l-1,0}^{(i)} \prod_{j=1, j \neq i}^{l-1} \xi_{l-1,m_j}^{(j)} \left(\sum_{S \in \{0,1\}^L} f_1 \nu(l, m_l, S) \beta(l-1, s', S) \prod_{k=1}^L \xi_{L,M_k}^{(k)} \right. \\ &\quad \left. + (f_0 - f_1) \nu(l, m_l, 0) \beta(l-1, s', 0) \prod_{k=1}^L \xi_{L,M_k}^{(k)} \right), \end{aligned} \quad (S8)$$

By applying the definition of $\beta(l-1, s', S)$ and $\nu(l, m_l, S)$ for each pair of a polymer $x_{l,s} = x_l \prod_{i=1}^l \xi_{l,m_i}^{(i)}$ and a template $x_{L,S} = x_L \prod_{i=1}^L \xi_{L,M_i}^{(i)}$,

$$\begin{aligned} &= x_{l-1} x_L f_1 \xi_{l-1,0}^{(i)} (e^{\Delta \xi_{L,0}^{(i)}} + \xi_{L,1}^{(i)}) \prod_{j=1, j \neq i}^l (e^{\Delta \xi_{l-1,0}^{(j)}} \xi_{L,0}^{(j)} + (\xi_{l-1,0}^{(j)} \xi_{L,1}^{(j)} + \xi_{l-1,1}^{(j)} \xi_{L,0}^{(j)}) + e^{\Delta \xi_{l-1,1}^{(j)}} \xi_{L,1}^{(j)}) \\ &\quad + x_{l-1} x_L (f_0 - f_1) e^{\Delta \xi_{l-1,0}^{(i)}} \prod_{k=1}^L \xi_{L,0}^{(k)} \prod_{j=1, j \neq i}^l (e^{\Delta \xi_{l-1,0}^{(j)}} + \xi_{l-1,1}^{(j)}). \end{aligned} \quad (S9)$$

By using $\xi_{L,0}^{(i)} + \xi_{L,1}^{(i)} = 1$,

$$\begin{aligned} &e^{\Delta \xi_{l-1,0}^{(j)}} + \xi_{l-1,1}^{(j)}, \\ &= e^{\Delta \xi_{l-1,0}^{(j)}} (\xi_{L,0}^{(i)} + \xi_{L,1}^{(i)}) + \xi_{l-1,1}^{(j)} (\xi_{L,0}^{(i)} + \xi_{L,1}^{(i)}), \\ &= e^{\Delta \xi_{l-1,0}^{(j)}} \xi_{L,0}^{(j)} + e^{\Delta \xi_{l-1,0}^{(j)}} \xi_{L,1}^{(j)} + \xi_{l-1,1}^{(j)} \xi_{L,0}^{(j)} + \xi_{l-1,1}^{(j)} \xi_{L,1}^{(j)}, \\ &= e^{\Delta \xi_{l-1,0}^{(j)}} \xi_{L,0}^{(j)} + e^{\Delta \xi_{l-1,0}^{(j)}} \xi_{L,1}^{(j)} + \xi_{l-1,1}^{(j)} \xi_{L,0}^{(j)} + \xi_{l-1,1}^{(j)} \xi_{L,1}^{(j)} \\ &\quad + \xi_{l-1,0}^{(j)} \xi_{L,1}^{(j)} - \xi_{l-1,0}^{(j)} \xi_{L,1}^{(j)} + e^{\Delta \xi_{l-1,1}^{(j)}} \xi_{L,1}^{(j)} - e^{\Delta \xi_{l-1,1}^{(j)}} \xi_{L,1}^{(j)}, \\ &= (e^{\Delta \xi_{l-1,0}^{(j)}} \xi_{L,0}^{(j)} + (\xi_{l-1,0}^{(j)} \xi_{L,1}^{(j)} + \xi_{l-1,1}^{(j)} \xi_{L,0}^{(j)}) + e^{\Delta \xi_{l-1,1}^{(j)}} \xi_{L,1}^{(j)}) + (1 - e^{\Delta \xi_{l-1,1}^{(j)}} - \xi_{l-1,0}^{(j)}) \xi_{L,1}^{(j)}. \end{aligned} \quad (S10)$$

In the last line, we assume the last term is much smaller than the first term, thus

$$e^{\Delta \xi_{l-1,0}^{(j)}} + \xi_{l-1,1}^{(j)} \sim (e^{\Delta \xi_{l-1,0}^{(j)}} \xi_{L,0}^{(j)} + (\xi_{l-1,0}^{(j)} \xi_{L,1}^{(j)} + \xi_{l-1,1}^{(j)} \xi_{L,0}^{(j)}) + e^{\Delta \xi_{l-1,1}^{(j)}} \xi_{L,1}^{(j)}). \quad (S11)$$

Similarly, we obtain the expressions for the sequences whose i -th monomer is 1, $\sum_{s \in s_1^{(i)}} x_{l,s}$. Thus, the relative production rate of a polymer with i -th monomer 0 and 1 are given by

$$\begin{aligned} \sum_{s \in s_0^{(i)}} x_{l,s} &= x_l \xi_{l,0}^{(i)} = A_l^{(i)} \xi_{l-1,0}^{(i)} [e^{\Delta} (\xi_0 f_0 + (\xi_0^{(i)} - \xi_0) f_1) + \xi_1^{(i)} f_1], \\ \sum_{s \in s_1^{(i)}} x_{l,s} &= x_l \xi_{l,1}^{(i)} = A_l^{(i)} \xi_{l-1,1}^{(i)} [\xi_0 f_0 + (\xi_0^{(i)} - \xi_0) f_1 + e^{\Delta \xi_1^{(i)}} f_1], \end{aligned} \quad (S12)$$

where $A_l^{(i)}$ is a constant, satisfying $A_l^{(i)} = x_{l-1} x_L \prod_{j=1, j \neq i}^l (e^{\Delta \xi_{l-1,0}^{(j)}} + \xi_{l-1,1}^{(j)}) / \phi$. Here, we define $F_0^{(i)}$ and $F_1^{(i)}$ as

$$\begin{aligned} F_0^{(i)} &= e^{\Delta} \xi_0 f_0 + e^{\Delta} (\xi_0^{(i)} - \xi_0) f_1 + \xi_1^{(i)} f_1, \\ F_1^{(i)} &= \xi_0 f_0 + (\xi_0^{(i)} - \xi_0) f_1 + e^{\Delta \xi_1^{(i)}} f_1, \end{aligned} \quad (S13)$$

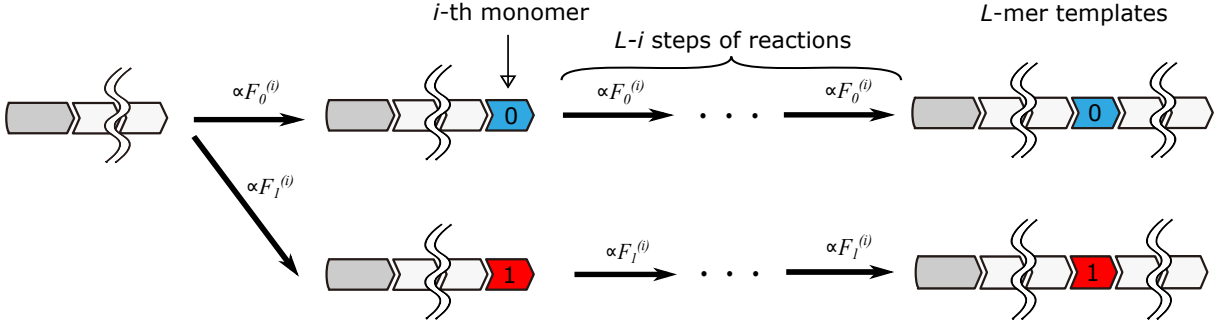


FIG. S1. The schematic figure for reaction pathways from the addition of the i -th monomer to the completion of the template of length L whose i -th monomer is 0 or 1. As in Fig. 1(a), each arrow represents the monomer-addition to a substrate polymer using a template.

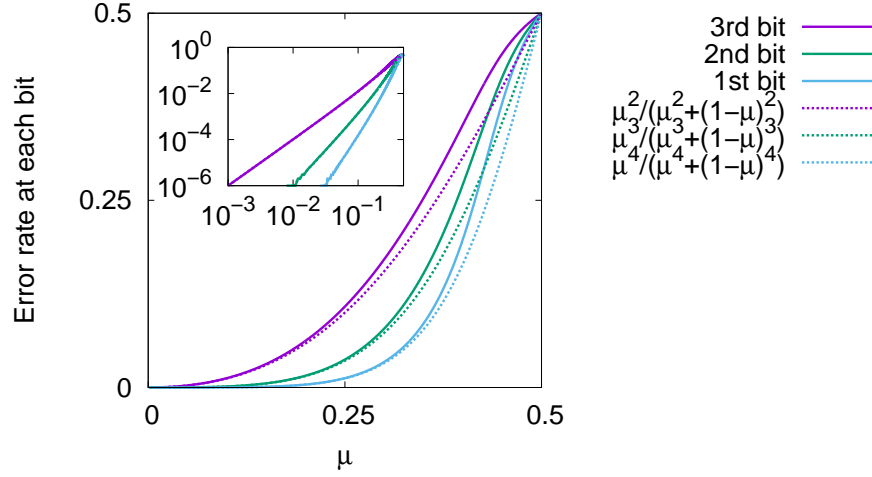


FIG. S2. The fraction of the error at each bit in the template sequence with length $L = 4$. The solid lines represent the fraction of the template polymer, $\xi_1^{(1)}$, $\xi_1^{(2)}$, $\xi_1^{(3)}$. The dotted lines represent the minimum error rate that can be achieved in the KPR scheme of 2, 3 and 4 steps, respectively. Inset is the same plot with log-log axes.

respectively, which are interpreted as the relative rates of the monomer-addition to the sequence whose i -th monomer is 0 and 1, respectively (see Fig. S1). Note that $F_0^{(i)}$ and $F_1^{(i)}$ do not depend on the length of a sequence. To sum, by using the above recursively, the fraction of the template sequence with i -th 0 or 1 monomer, $\xi_0^{(i)}$ or $\xi_1^{(i)}$, is given by a self-consistent solution of

$$\frac{\xi_0^{(i)}}{\xi_1^{(i)}} = \frac{(F_0^{(i)})^{L+1-i}}{(F_1^{(i)})^{L+1-i}}, \quad (\text{S14})$$

as explained in the main text. The numerical solution for Eq. S14 in the case with $L = 4$ is plotted in Fig. S2.

The error threshold for replicating template with the error correction

The threshold value for error catastrophe is roughly estimated in the case with the fast dilution limit (i.e., $x_{0,\&} \sim 1$). Based on the discussion in the main text, due to the multi-step ligation, the effective error rate at the i -th bit of the template in the replication is modified as $\frac{\mu^{L+1-i}}{\mu^{L+1-i} + (1-\mu)^{L+1-i}} (= \frac{1}{1 + \exp(-\frac{1}{(L+1-i)\Delta})})$. In this case, the error threshold at which the growth rate of the master sequence is overwhelmed by that of the others is estimated from the condition,

$$\prod_{i=1}^L \frac{1}{1 + e^{-i\Delta}} f_0 \sim f_1, \quad (\text{S15})$$

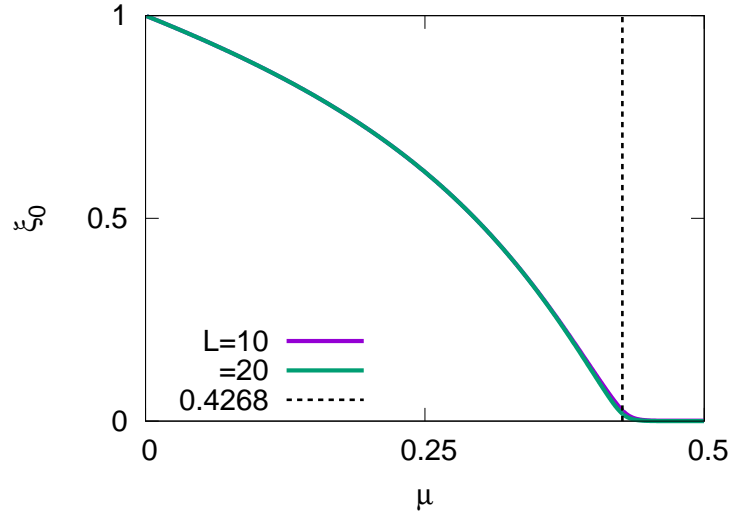


FIG. S3. The dependency on the error rate μ of the fraction of the master sequence among all of the templates in the case with $x_{0,\&} \sim 1$. The dashed line represents the error rate value μ^* at the solution of Eq. S15 in the case with large L limit.

where f_0 and f_1 are the fitness of the master sequence and the other, respectively. If we assume L is infinitely large, then the threshold for μ is derived as numerically $\mu^* \sim 0.4268$ (see Fig. S3). Note that although the fraction the master sequence ξ_0 is small if $\mu > \mu^*$, the threshold for \mathcal{A} is higher than μ^* because of the difference between $\xi_0^{(i)}$ and $\xi_1^{(i)}$ is magnified exponentially.