

Failure of the simultaneous block diagonalization technique applied to complete and cluster synchronization of random networks

Shirin Panahi, Nelson Amaya, Isaac Klickstein, Galen Novello, Francesco Sorrentino
University of New Mexico, Albuquerque, US 80131

We discuss here the application of the simultaneous block diagonalization (SBD) of matrices to the study of the stability of both complete and cluster synchronization in random (generic) networks. For both problems, we define indices that measure success (or failure) of application of the SBD technique in decoupling the stability problem into problems of lower dimensionality. We then see that in the case of random networks the extent of the dimensionality reduction achievable is the same as that produced by application of a trivial transformation.

Keywords: Network; Simultaneous Block Diagonalization ; Complete Synchronization; Cluster Synchronization.

I. INTRODUCTION

The algebraic technique for simultaneous block diagonalization (SBD) of matrices was originally proposed by Maehara, Murota and collaborators in a number of seminal papers [1–4]. The first paper where this technique was applied to network synchronization is [5], which focused on complete synchronization of networks with nodes connected through two or more coupling functions. More recently this technique has been applied to cluster synchronization of networks [6]. The use of this technique reduces the stability problem to a number of subproblems of smallest dimension. The original Master Stability Function (MSF) derivation of [7] decouples the stability problem for any N -dimensional matrix corresponding to an undirected network into N independent blocks, where each block coincides with one of the matrix eigenvalues. However, it is unclear what the extent of the dimensionality reduction obtained from application of the SBD technique can be.

Here we characterize the extent of this dimensionality reduction when the SBD approach is applied to generic networks, where by a generic network we mean a ‘typical’ network that is produced by a random process such as the Erdős-Rényi network generation algorithm [8] or the configuration model [9]. Random networks are broadly studied in the literature as fundamental and paradigmatic models for the structure and dynamics of complex systems [10]. Previous work has investigated random networks in the context of epidemics [11–13], percolation [14, 15], resilience to attacks and failures [16, 17], games [18], network synchronization [19] and control [20]. It is therefore important to characterize both complete and cluster synchronization for this class of networks. We show that application of the SBD reduction to these random networks does not lead to a beneficial reduction of the stability problem, either in the case of complete synchronization or cluster synchronization. With this, we do not mean that the technique is not useful. However, it points out that its usefulness is limited to the non-generic case, for which the reduction can sometimes be very significant[5, 6].

Our paper is structured as follows: In sections II and III we provide the mathematical background for the method we use to compute the SBD. Our main results are presented in Sections IV and V, which discuss the cases of complete and cluster synchronization respectively. In those sections, we define indices to measure the extent of the dimensionality reduction resulting from the application of the SBD algorithm. In the case of randomly constructed networks, we see that the index value equals zero to demonstrate certain limitations of the method. In section VI, we present a discussion on the relevance of our findings in applying the SBD to randomly constructed networks. Lastly, the conclusions are given in section VII.

II. SIMULTANEOUS BLOCK DIAGONALIZATION OF MATRICES

The problem of simultaneous block diagonalization can be formalized as follows: given a set of $N \times N$ matrices $A^{(1)}, \dots, A^{(M)}$ find an $N \times N$ orthogonal matrix P such that the matrices $P^T A^{(k)} P$ have a common block-diagonal structure for $k = 1, \dots, M$. It should be noted that such a block-diagonal structure is not unique in at least two senses: first, the blocks may be permuted, resulting in block diagonal decompositions that are isomorphic; second, the matrices corresponding to certain blocks may be further refined into smaller blocks, resulting in a structure that is fundamentally different. A block diagonal structure with smaller blocks is considered to be finer and the finest SBD (FSBD) is beneficial in that it provides the simplest elements in the decoupling of systems as described above.

There are two different but closely related theoretical frameworks with which we can address our problem of finding a block-diagonal decomposition for a finite set of given $N \times N$ real matrices. The first is group representation theory

[21, 22] which relies on group symmetries and ensures a degree of universality in a SBD. The second is matrix $*$ -algebras [23] which are not only necessary to answer the fundamental theoretical question of the existence of such a finest block-diagonal decomposition but also useful in its computation. Indeed, existence can be justified through the structure theorem of $*$ -algebras [24, Theorem 5.4] and this structure has also been utilized to formulate algorithms for computing the SBD of $A^{(1)}, \dots, A^{(M)}$. In particular, our approach appeals to this structure, but it should be noted that both frameworks have been utilized in the literature [25–29].

In what follows we write

$$P = \mathcal{SBD}(A^{(1)}, A^{(2)}, \dots, A^{(M)}) \quad (1)$$

to indicate that the transformation yields

$$P^T A^{(k)} P = B^{(k)}, \quad k = 1, \dots, M, \quad (2)$$

where all the matrices $B^{(k)}$, $k = 1, \dots, M$ share the same finest block diagonal form,

$$B^{(k)} = \bigoplus_j B_j^{(k)}, \quad (3)$$

with the blocks $B_j^{(k)}$ all having the same sizes for $k = 1, \dots, M$ and not being further reducible by a simultaneous transformation.

III. PROCEDURE TO DETERMINE P

Here we describe the procedure to compute the FSBD for a set of M symmetric matrices denoted $A^{(k)}$, $k = 1, 2, \dots, M$, previously published [4]. First, we find a matrix U that simultaneously commutes with each matrix $A^{(k)}$ [4], that is, $[A^{(k)}, U] = A^{(k)}U - UA^{(k)} = O_n$, $k = 1, \dots, M$, where O_n is the n -by- n matrix of all zeroes.

Define the vectorizing function $\mathcal{V} : \mathbb{R}^{n \times m} \mapsto \mathbb{R}^{nm}$ to take as input an n -by- m matrix and return a vector by stacking each of the matrix's columns on top of each into a vector of length nm . For two matrices $A \in \mathbb{R}^{n \times m}$ and $B \in \mathbb{R}^{p \times \ell}$, let $A \otimes B \in \mathbb{R}^{np \times m\ell}$ denote the Kronecker product. As the commutator equation is linear in U , it can alternatively be expressed as a matrix-vector product.

$$\begin{aligned} \mathcal{V}(A^{(k)}U - UA^{(k)}) &= \mathcal{V}(A^{(k)}U) - \mathcal{V}(UA^{(k)}) \\ &= \mathcal{V}(O_n), \quad k = 1, 2, \dots, M \end{aligned} \quad (4)$$

The vectorizing function applied to a matrix product can be expressed as a matrix-vector product, where for $A \in \mathbb{R}^{n \times m}$ and $B \in \mathbb{R}^{m \times p}$, the product $\mathcal{V}(AB) = (I_p \otimes A)\mathcal{V}(B) = (B^T \otimes I_n)\mathcal{V}(A)$ (see Proposition 7.1.9 in [30]). Apply these identities to Eq. (4), and define $P^{(k)}\mathcal{V}(U) = (I_n \otimes A^{(k)} - (A^{(k)})^T \otimes I_n)\mathcal{V}(U) = \mathbf{0}_{N^2}$ where $\mathbf{0}_{N^2}$ is the vector of all zeros of length N^2 . To find U , we look for a vector in the intersection of the nullspaces of $P^{(k)}$ for $k = 1, 2, \dots, M$, that is, a vector $\mathcal{V}(U) \in \bigcap_{k=1}^M \mathcal{N}(P^{(k)})$. This can be accomplished in two steps by first noting that for a matrix $A \in \mathbb{R}^{n \times m}$ $\mathcal{N}(A) = \mathcal{N}(A^T A)$ (see Theorem 2.4.3 in [30]) and second, for a set of M positive semi-definite matrices $B^{(j)}$, $j = 1, 2, \dots, M$, $\mathcal{N}\left(\sum_{j=1}^M B^{(j)}\right) = \bigcap_{j=1}^M \mathcal{N}(B^{(j)})$ (see Fact 8.7.3 in [30]). As the matrix $P^{(k)}$ may not be positive semi-definite, the vectorized commutator operation is pre-multiplied by $(P^{(k)})^T$, so that the matrix $(P^{(k)})^T P^{(k)}$ is symmetric and positive semi-definite. Create the matrix $S = \sum_{k=1}^M (P^{(k)})^T P^{(k)}$ so that if a vector $\mathcal{V}(U)$ is in the nullspace of S , it lies in the intersection of the nullspaces of $P^{(k)}$, and thus it also commutes with all $A^{(k)}$, $k = 1, \dots, M$.

To determine the nullspace of the matrix $S \in \mathbb{R}^{N^2 \times N^2}$, which by construction is positive semi-definite, we find the eigenvectors of S corresponding to eigenvalues equal to zero. While S is large and dense, its special structure makes finding a few extremal eigenvalues and eigenvectors feasible even when N is large by using the Lanczos method [31] which only requires, from the user, a function to compute matrix-vector products. Note that while a matrix-vector product, $S\mathbf{u}$, requires N^4 operations (remember $S \in \mathbb{R}^{N^2 \times N^2}$), it can equivalently be computed using nested commutation operations requiring $4N^3$ operations. To see this reduction, we can break the matrix-vector product into individual contributions from each $P^{(k)}$.

$$\begin{aligned} S\mathbf{u} &= \sum_{k=1}^M P^{(k)T} P^{(k)} \mathbf{u} = \sum_{k=1}^M P^{(k)T} \mathcal{V}([A^{(k)}, \text{mat}(U)]) = \\ &\quad \sum_{k=1}^M \mathcal{V}\left([A^{(k)T}, [A^{(k)}, U]]\right) \end{aligned} \quad (5)$$

Evaluating a commutator requires two N -by- N matrix products which each requires $2N^3$ operations. In total, for M twice nested commutators, the total work required is $4MN^3$ operations, which for $M \ll N$, is a significant reduction as compared to constructing S explicitly. This can be demonstrated with the following steps to compute $\mathcal{V}(Y) = S\mathcal{V}(U)$.

1. Initialize $Y = O_N$ to be the N -by- N matrix of zeroes
2. For $k = 1, 2, \dots, M$

- (a) $\hat{U} = A^{(k)}U - UA^{(k)}$

- (b) $Y \leftarrow Y + A^{(k)T}\hat{U} - \hat{U}A^{(k)T}$

3. Return $\mathcal{V}(Y)$

The computational complexity can further be reduced if each of the matrices $A^{(k)}$ is sparse with average density $\rho \in [0, 1]$ (defined as the number of nonzero entries divided by N^2) so computing the matrix-matrix products requires in average only $4\rho N^3$.

The dominant computational complexity of each step of the Lanczos algorithm is the matrix vector product [31] which we have shown can be computed in $4\rho MN^3$ operations, far more cheaply than the N^4 operations if S did not have its special structure. Due to the iterative nature of the Lanczos algorithm, it is unknown a priori the number of iterations required to compute the eigenvalue/eigenvector pairs. Nonetheless, unless the number of iterations required is on the order of N^2 or larger, the Lanczos algorithm is more efficient than constructing S explicitly and finding the eigenvalue/eigenvectors pairs using a standard tridiagonalization approach for dense symmetric eigenvalue problems.

Let $\mathbf{v}_k \in \mathbb{R}^{NN}$, $k = 1, 2, \dots, n_{ev}$, be the n_{ev} eigenvectors found corresponding to the eigenvalues equal to zero of S , each of which lies in the intersection of the nullspaces of $P^{(k)}$, $k = 1, 2, \dots, M$. To select a random vector in the intersection of the nullspaces, create the vector $\mathcal{V}(U) = \sum_{k=1}^{n_{ev}} c_k \mathbf{v}_k$ where we uniformly at random select $c_k \in [-1, 1]$, $k = 1, 2, \dots, n_{ev}$, and scale them such that $\sum_k c_k^2 = 1$. The resulting matrix U satisfies all of the commutation relations, $[A^{(k)}, U] = O_N$, as does U^T because each $A^{(k)}$ is symmetric. With this fact, the symmetric matrix $\frac{1}{2}(U + U^T)$ also commutes, $[A^{(k)}, \frac{1}{2}(U + U^T)] = 0$, $k = 1, 2, \dots, M$. Finally, to find the matrix P that simultaneously block diagonalizes each of the $A^{(k)}$, $k = 1, 2, \dots, M$, compute the eigenvectors of $\frac{1}{2}(U + U^T)$, and store them as the columns of P . The proof of the correctness is extensive and beyond the scope of this paper but can be found in [4].

A related problem [4] is to find a transformation P that does not exactly simultaneously block diagonalize all of the matrices $A^{(k)}$, $k = 1, 2, \dots, M$, but rather results in matrices with off-diagonal blocks with entries with magnitude of the order $\epsilon > 0$. The process is validated by Lemma 4.1 in [4] and proceeds exactly as before except now rather than finding the eigenvectors associated with eigenvalues equal to zero, instead, the Lanczos method is used to find eigenvalues of S less than ϵ along with their eigenvectors. After this, with the eigenvectors \mathbf{v}_k , $k = 1, 2, \dots, n_{ev}$, the same steps are taken to compute U , extract its symmetric part $\frac{1}{2}(U + U^T)$, and find the eigenvectors of the result.

We make available our code to compute the FSBD of a set of symmetric matrices – see the Code Availability Section.

IV. APPLICATION OF THE SBD TECHNIQUE TO COMPLETE SYNCHRONIZATION OF NETWORKS WITH DIFFERENT TYPES OF CONNECTIONS

The time evolution of a network of dynamical systems coupled through different types of connections is described by the following set of equations:

$$\dot{\mathbf{x}}_i(t) = \mathbf{F}(\mathbf{x}_i(t)) + \sum_{k=1}^M \sum_{j=1}^N A_{ij}^{(k)} [\mathbf{H}^{(k)}(\mathbf{x}_j(t)) - \mathbf{H}^{(k)}(\mathbf{x}_i(t))] \quad i = 1, \dots, N \quad (6)$$

where $\mathbf{x}_i(t)$ and $\mathbf{F}(\mathbf{x}_i(t))$ represent the m -dimensional state vector and dynamical function of the system located at node i , respectively. The network nodes are coupled through different coupling functions $\mathbf{H}^{(k)}$, $k = 1, \dots, M$. The network connectivity associated to each coupling function is described by the adjacency matrix $A^{(k)}$, where $A_{ij}^{(k)} = A_{ji}^{(k)} > 0$ if there is a connection between nodes i and j and $A_{ij}^{(k)} = A_{ji}^{(k)} = 0$ otherwise. The above set of equations can be rewritten,

$$\dot{\mathbf{x}}_i(t) = \mathbf{F}(\mathbf{x}_i(t)) + \sum_{k=1}^M \sum_{j=1}^N L_{ij}^{(k)} \mathbf{H}^{(k)}(\mathbf{x}_j(t)) \quad i = 1, \dots, N, \quad (7)$$

where the Laplacian matrices $L^{(k)}$ have entries $L_{ij}^{(k)} = A_{ij}^{(k)} > 0$ for $j \neq i$ and $L_{ii}^{(k)} = -\sum_{j \neq i} L_{ij}^{(k)}$, $k = 1, \dots, M$. Note that all of the rows of the Laplacian matrices $L^{(k)}$ sum to zero, $k = 1, \dots, M$. The synchronization manifold

$\mathbf{x}_1 = \mathbf{x}_2 = \dots = \mathbf{x}_N$ is an invariant subspace for the set of Eqs. (7). The dynamics on this manifold, which corresponds to *complete synchronization*, $\mathbf{x}_1(t) = \mathbf{x}_2(t) = \dots = \mathbf{x}_N(t) = \mathbf{x}_s(t)$ obeys the equation of an uncoupled system,

$$\dot{\mathbf{x}}_s(t) = \mathbf{F}(\mathbf{x}_s(t)). \quad (8)$$

To investigate the stability of the complete synchronous state, we study the dynamics of a small perturbation from the synchronous solution ($\mathbf{x}_i(t) = \mathbf{x}_s(t) + \delta\mathbf{x}_i(t)$). The synchronous state is stable if the perturbations approach 0 for large t . The linearized system of equations can be written,

$$\begin{aligned} \delta\dot{\mathbf{x}}_i(t) &= D\mathbf{F}(\mathbf{x}_s(t))\delta\mathbf{x}_i(t) \\ &+ \sum_{k=1}^M \sum_{j=1}^N L_{ij}^{(k)} D\mathbf{H}^{(k)}(\mathbf{x}_s(t))\delta\mathbf{x}_j(t) \quad i = 1, \dots, N \end{aligned} \quad (9)$$

By stacking together all the perturbations in an mN -dimensional vector $\mathbf{z} = [\delta\mathbf{x}_1^T, \delta\mathbf{x}_2^T, \dots, \delta\mathbf{x}_N^T]^T$, the set of Eqs. (9) can be rewritten in vectorial form,

$$\dot{\mathbf{z}}(t) = \left[I_N \otimes D\mathbf{F}(\mathbf{x}_s(t)) + \sum_{k=1}^M L^{(k)} \otimes D\mathbf{H}^{(k)}(\mathbf{x}_s(t)) \right] \mathbf{z}(t) \quad (10)$$

where \otimes is the Kronecker product.

One observation is that by construction the set of Laplacian matrices $L^{(1)}, L^{(2)}, \dots, L^{(M)}$ all share one common eigenvector $[1, 1, \dots, 1]/\sqrt{N}$, with associated eigenvalue 0. It follows that we can define an orthogonal transformation \tilde{P} leading to a trivial simultaneous block diagonalization (TSBD)

$$\tilde{P}^T L^{(k)} \tilde{P} = 0 \oplus B_{\text{orth}}, \quad k = 1, \dots, M, \quad (11)$$

where the block B_{orth} is $(N-1)$ -dimensional. Hence, there will be a large block produced by the TSBD with dimension $N-1$. For example, \tilde{P} could be taken as the matrix whose columns are the eigenvectors of any of the matrices $L^{(1)}, L^{(2)}, \dots, L^{(M)}$ [32]. One would hope that calculation of the FSBD for the set of matrices $L^{(1)}, L^{(2)}, \dots, L^{(M)}$ leads to a finer block-diagonalization than the TSBD.

Here, for simplicity and without loss of generality, we focus on the case of $M = 2$ different connection types, for which Eq. (10) becomes,

$$\begin{aligned} \dot{\mathbf{z}}(t) &= \left[I_N \otimes D\mathbf{F}(\mathbf{x}_s(t)) + L^{(1)} \otimes D\mathbf{H}^{(1)}(\mathbf{x}_s(t)) \right. \\ &\quad \left. + L^{(2)} \otimes D\mathbf{H}^{(2)}(\mathbf{x}_s(t)) \right] \mathbf{z}(t) \end{aligned} \quad (12)$$

We attempt to break the stability problem (12) into a set of independent lower-dimensional equations. To this end, we seek for a transformation that leads to decoupling the set of Eqs. (12), by simultaneously block diagonalizing $L^{(1)}$ and $L^{(2)}$. Special instances of this problem have been studied in Ref. [32] which obtained three different conditions under which the problem with mN -dimension can be broken into a set of $(N-1)$ problems of dimension m each. Moreover, Ref. [5] has introduced the general framework in which the SBD technique is applied to network synchronization.

We now compute $P = \mathcal{SBD}(L^{(1)}, L^{(2)})$ and rewrite Eq. (12) as follows:

$$\begin{aligned} \dot{\boldsymbol{\eta}}(t) &= \left[I_N \otimes D\mathbf{F}(\mathbf{x}_s(t)) + (P^T L^{(1)} P) \otimes D\mathbf{H}^{(1)}(\mathbf{x}_s(t)) \right. \\ &\quad \left. + (P^T L^{(2)} P) \otimes D\mathbf{H}^{(2)}(\mathbf{x}_s(t)) \right] \boldsymbol{\eta}(t), \end{aligned} \quad (13)$$

where $\boldsymbol{\eta}(t) = (P \otimes I_m)\mathbf{z}(t)$.

As stated before, $P^T L^{(i)} P = \oplus_{j=1}^n B_j^{(i)}$, where all the matrices B_j have the same block-diagonal form. Therefore, Eqs. (13) can be decoupled as follows,

$$\begin{aligned} \dot{\boldsymbol{\eta}}_i(t) &= \left[I_{D_i} \otimes D\mathbf{F}(\mathbf{x}_s(t)) + B_i^{(1)} \otimes D\mathbf{H}^{(1)}(\mathbf{x}_s(t)) \right. \\ &\quad \left. + B_i^{(2)} \otimes D\mathbf{H}^{(2)}(\mathbf{x}_s(t)) \right] \boldsymbol{\eta}_i(t), \end{aligned} \quad (14)$$

where D_i is the block-dimension of B_i , $\sum_i D_i = N$.

Recall that for a given value of i ($i = 1$) we obtain scalar blocks $B_1^{(1)} = B_1^{(2)} = 0$, which are associated with a perturbation parallel to the synchronization manifold. Therefore, to analyze the stability of the synchronous solution, we only need to deal with the other $i > 1$ transverse blocks (14).

A. Performance of the SBD technique applied to complete synchronization

To examine the extent of the reduction provided by the SBD method, the following index is introduced

$$0 \leq I_d = 1 - \frac{Z - 1}{N - 2} \leq 1 \quad (15)$$

where Z is the maximum block dimension in both $P^T L^1 P$ and $P^T L^2 P$. The best possible performance of the SBD is achieved for $I_d = 1$, corresponding to all the blocks having dimension $Z = 1$. On the other hand, if the maximum block dimension $Z = N - 1$, the index $I_d = 0$, which corresponds to the same reduction achievable with the TSBD. We define application of the SBD technique to be a success (a failure) for large (low) values of $0 \leq I_d \leq 1$.

We examine the performance of the SBD method in reducing the dimension of the problem of complete synchronization for three different network classes: (i) Erdős-Rényi (ER) random networks[8] with edge probability p , (ii) Watts-Strogatz small-world (WS) networks[33] with rewiring probability p , and (iii) scale-free networks [34] generated by the configuration model [9] with power law exponent γ .

For each network class, we create two random graphs with the same number of nodes N but with possibly two different parameters. For each case, let $A^{(1)}$ and $A^{(2)}$ be the two adjacency matrices and $L^{(1)}$ and $L^{(2)}$ be the two Laplacian matrices. The SBD is found using the method described above and the performance index I_d is computed which is shown in Fig. 1. For ER networks, Fig. 1 (a) (b) and (c) show the index I_d versus edge probabilities p_1 and p_2 for number of nodes $N = 10, 20$ and 50 , respectively. For SW networks, Fig. 1 (e) and (f) show the index I_d versus the rewiring probabilities p_1 and p_2 with $N = 20$ and $N = 50$ nodes, respectively. Fig. 1 (d) shows the index I_d versus the exponent of power-law distribution γ_1 and γ_2 of scale-free networks with $N = 50$ nodes where the minimum degree of each node is set to $k = 3$ in order to have a connected network. The size of the networks in

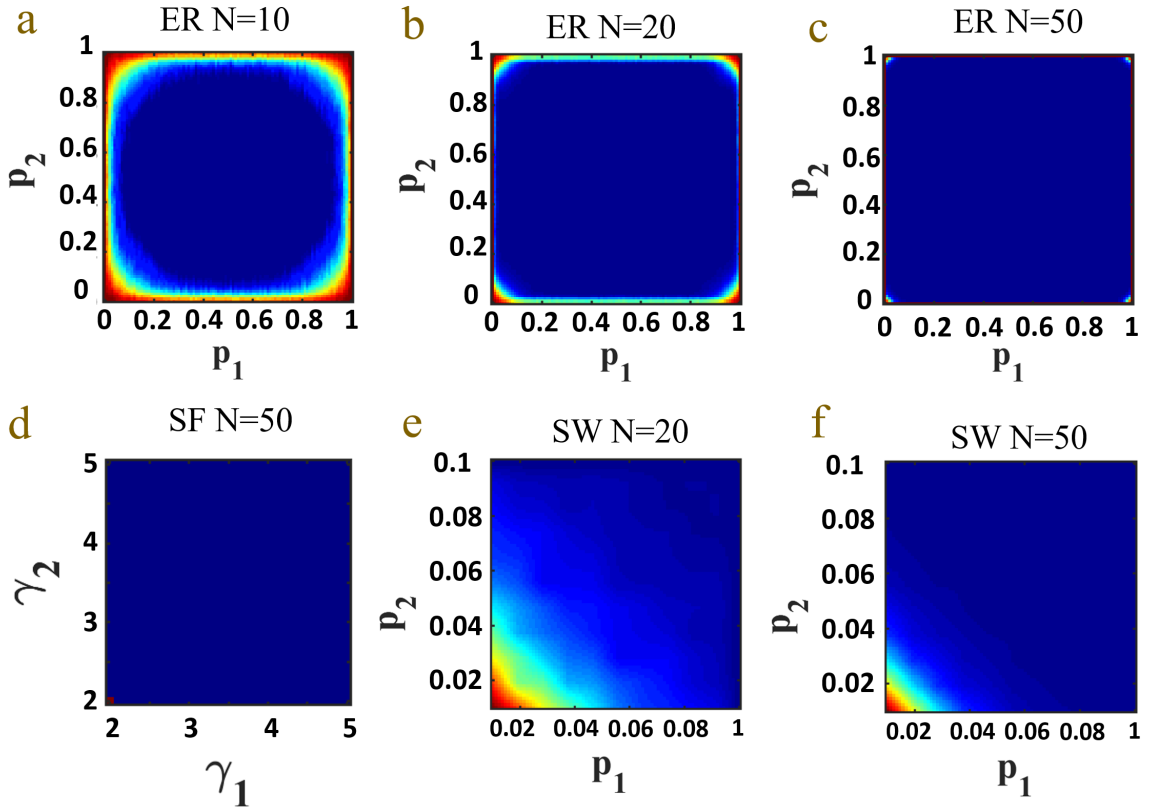


FIG. 1. a-c) The index I_d for two Erdős-Rényi topologies (ER) is plotted vs the connection probabilities p_1 and p_2 with (a) $N = 10$ nodes, (b) $N = 20$ nodes, and (c) $N = 50$ nodes. (d) The index I_d for two scale-free (SF) networks with $N = 50$ nodes is plotted vs the power-law distributions γ_1 and γ_2 . (e) and (f) The index I_d for two Watts-Strogatz small-world (SW) topologies is plotted vs the connection probabilities p_1 and p_2 in networks with $N = 20$ and $N = 50$ nodes. Different values of the index I_d are shown as variation in the color spectrum from dark blue ($I_d = 0$) to dark red ($I_d = 1$).

panel (a) is $N = 10$ nodes, in panel (b) and (e) is $N = 20$ nodes, and in panel (c), (d), and (f) is $N = 50$ nodes.

Different values of the index I_d are shown as variations in the color spectrum from dark blue ($I_d = 0$) to dark red ($I_d = 1$). For the ER networks, we see that I_d is non-zero near the perimeter of the parameter space corresponding to graphs with either low edge probability or high edge probability (very sparse or very dense). In this regime, there are many isolated nodes (sparse) or cliques (dense) which behave similarly (the graph complement of a clique is a set of isolated nodes). Sets of isolated nodes or cliques can be SBD trivially as they appear in the Laplacian as matrices with a constant entry.

For the SW networks, we see only in the lower left corner is $I_d > 0$ which represents graphs that are still quite lattice-like, that is, not many edges from the original lattice have been rewired. This means the two graphs may have large fractions that are structurally identical to each other which in turn may yield more significant dimension reductions. Also, Panel (d) shows that different values of the exponent of the power-law distribution $\gamma \in [2, 5]$ for two scale-free networks with $N = 50$ nodes results in a large dark blue area. By construction, the scale-free networks we create cannot have isolated nodes (as we have set minimum degree $k = 3$) and do not have any regular structure due to the configuration model's random wiring procedure. Thus, neither of the proposed situations which can lead to the SBD transformation significantly reducing the dimension of two random graphs (isolated nodes/cliques or shared structure) hold and $I_d = 0$ for almost all pairs of parameters γ_1 and γ_2 .

V. APPLICATION OF THE SBD TECHNIQUE TO CLUSTER SYNCHRONIZATION

The stability of cluster synchronous solutions in networks has attracted much attention in the last few years. A general equation for a network of coupled dynamical systems is the following,

$$\dot{\mathbf{x}}_i(t) = \mathbf{F}(\mathbf{x}_i(t)) + \sum_{j=1}^N A_{ij} \mathbf{H}(\mathbf{x}_j(t)) \quad i = 1, \dots, N \quad (16)$$

where the network connectivity is described by the adjacency matrix A , where $A_{ij} = A_{ji} > 0$ if there is a connection between nodes i and j and $A_{ij} = A_{ji} = 0$ otherwise. The function \mathbf{H} is the node-to-node coupling function.

The nodes of the network can be partitioned into a set of C equitable clusters or balanced colors $\mathcal{C}_1, \mathcal{C}_2, \dots, \mathcal{C}_C$, where N_i is the number of nodes in cluster \mathcal{C}_i and $\sum_{i=1}^C N_i = N$ [35, 36]. All the nodes in the same equitable cluster receive the same number of connections from each one of the clusters [37]. Among several possible equitable partitions of the network, there is one corresponding to the minimum number of clusters, which we will refer to as the minimum balanced coloring. For any adjacency matrix A , the algorithm described by Belykh and Hasler [38] outputs the minimum balanced coloring very efficiently. Information about the minimum balanced coloring is contained in the $N \times C$ indicator matrix $O = \{O_{ij}\}$ where O_{ij} is equal to 1 if node i is in cluster \mathcal{C}_j and is 0 otherwise.

Similar to the case of complete synchronization described previously, given an equitable partition of the network nodes, we can define an invariant subspace for the set of Eqs. (16), which we call the cluster synchronization manifold. The dynamics on this manifold is the flow-invariant cluster synchronous time evolution [39] $\{\mathbf{x}_1^s(t), \mathbf{x}_2^s(t), \dots, \mathbf{x}_C^s(t)\}$, where $\mathbf{x}_1^s(t)$ is the synchronous solution for nodes in cluster \mathcal{C}_1 , $\mathbf{x}_2^s(t)$ is the synchronous solution for nodes in cluster \mathcal{C}_2 , and so on.

We can then define the $C \times C$ quotient matrix Q such that for each pair of clusters \mathcal{C}_u and \mathcal{C}_v ,

$$Q_{uv} = \sum_{j \in \mathcal{C}_v} A_{ij} \quad i \in \mathcal{C}_u \quad u, v = 1, 2, \dots, C \quad (17)$$

All of the nodes belonging to the same cluster can synchronize on the quotient network time evolution ($\mathbf{x}_u^s(t)$),

$$\dot{\mathbf{x}}_u^s(t) = \mathbf{F}(\mathbf{x}_u^s(t)) + \sum_{v=1}^C Q_{uv} \mathbf{H}(\mathbf{x}_v^s(t)), \quad u = 1, \dots, C. \quad (18)$$

The question we are interested in is whether the cluster synchronous solution corresponding to the minimum balanced coloring is stable or unstable.

Stability of the cluster synchronous solution depends on the mN -dimensional equation,

$$\dot{\mathbf{z}}(t) = \left[\sum_{c=1}^C E_c \otimes D\mathbf{F}(\mathbf{x}_c^s(t)) + A \sum_{c=1}^C E_c \otimes D\mathbf{H}(\mathbf{x}_c^s(t)) \right] \mathbf{z}(t) \quad (19)$$

where E_c is a diagonal matrix such that $(E_c)_{ii} = 1$ if node i belongs to cluster c and $(E_c)_{ii} = 0$ otherwise.

We note that by left-multiplying Eq. (19) by the matrix $\hat{O} \otimes I_m$ where $\hat{O} = (O^T O)^{-1} O^T$ we obtain the dynamics of the perturbation parallel to the synchronization manifold [40–42].

Similarly to Sec. IV, we would like to reduce the stability problem to a set of independent lower dimensional equations instead of dealing with the high dimensional problem, Eq. (19). Ref. [43] has proposed a dimensionality reduction approach based on group theory for the case of orbital clusters and shown that the irreducible representation (IRR) of the symmetry group can be used to block-diagonalize the set of Eq. (19). Ref. [6] has applied the SBD method to characterize stability of any cluster synchronization pattern. An important question is whether the symmetry-independent approach of [6] may lead to a dimensionality reduction of the stability analysis in the broader class of networks [44] that have equitable clusters that are not merely the result of symmetries [41]. Next we show that this is not the case.

Following [6] we compute $P = \text{SBD}(A, E_1, E_2, \dots, E_C)$. By applying P to Eq. (19), we obtain,

$$\begin{aligned} \dot{\boldsymbol{\eta}}(t) = & \left[(P^T \sum_{c=1}^C E_c P) \otimes D\mathbf{F}(\mathbf{x}_c^s(t)) \right. \\ & \left. + (P^T \sum_{c=1}^C A E_c P) \otimes D\mathbf{H}^2(\mathbf{x}_c^s(t)) \right] \boldsymbol{\eta}(t), \end{aligned} \quad (20)$$

where $\boldsymbol{\eta}(t) = P^T \otimes I_m \mathbf{z}(t)$. Note that because both matrices $P^T A P$ and $P^T E_c P$ have the same block diagonal structure, so does $P^T A E_c P$, which becomes apparent by rewriting $P^T A E_c P = (P^T A P)(P^T E_c P)$. Therefore, (20) can be decomposed into smaller blocks,

$$\dot{\boldsymbol{\eta}}_i(t) = \left[\sum_{c=1}^C (J_i)_c \otimes D\mathbf{F}(\mathbf{x}_c^s(t)) + \sum_{c=1}^C (B_i)_c \otimes D\mathbf{H}^2(\mathbf{x}_c^s(t)) \right] \boldsymbol{\eta}_i(t) \quad (21)$$

where $(J_i)_c$ and $(B_i)_c$ are blocks of the same dimensions derived from the transformations $P^T \sum_{c=1}^C E_c P = \otimes_{j=1}^n (J_j)_c$ and $P^T \sum_{c=1}^C A E_c P = \otimes_{j=1}^n (B_j)_c$, respectively.

A. Generating networks with assigned equitable partition

In order to study the performance of the SBD reduction in the case of cluster synchronization, we need a method to generate a *random* symmetric network with an assigned equitable partition. This can be done by using the algorithm described below.

First, assign the number of nodes in each of the C clusters, N_1, N_2, \dots, N_C , where in order to enforce a trivial pattern of connectivity we pick N_1, N_2, \dots, N_C , so that no two such numbers are coprime, i.e. $\text{mcd}(N_i, N_j) > 1$, $i = 1, \dots, C$, $j \neq i$. Second, we need to determine the relative indegree d_{ij} of nodes in cluster i from nodes in cluster j . Due to the assumption that the network is symmetric, the following condition needs to be satisfied

$$N_i d_{ij} = N_j d_{ji}. \quad (22)$$

One solution is $d_{ij} = N_j$ and $d_{ji} = N_i$, which corresponds to complete connectivity in which each node in cluster i is coupled to all the nodes in cluster j and vice versa. By the assumption that N_i and N_j are not coprimes, it follows that we can always choose other values of d_{ij} and d_{ji} , namely,

$$d_{ij} = \frac{N_j}{\alpha} \quad d_{ji} = \frac{N_i}{\alpha}, \quad (23)$$

where $\alpha = \text{mcd}(N_i, N_j) > 1$. Then, for each pair of clusters, we can randomly connect the nodes in cluster i and cluster j with $\frac{N_i N_j}{\alpha}$ bidirectional links. The intra-connectivity of each cluster is determined by first assigning the intra-degree d_i of all nodes in cluster i for $i = 1, 2, \dots, N_C$. This should be chosen such that $N_i d_i$ is an even number and $d_i < N_i$. The latter condition will assure that nodes n_i and n_j for $i \neq j$ share no more than one connection.

The algorithm provided here generates a network with an assigned equitable partition as opposed to the algorithms to generate networks with assigned orbital partition presented in [44, 45].

B. Performance of the SBD technique applied to cluster synchronization

For the case of cluster synchronization, we can also define a transformation corresponding to the trivial simultaneous block diagonalization (TSBD.) This corresponds to the transformation that separates the perturbation parallel to the synchronization manifold from the perturbation transverse to the synchronization manifold. By choosing $\tilde{P} = \oplus_{i=1}^C G_i$ where G_i is an orthogonal matrix of dimension N_i with one of its columns equal to $\mathbf{1}_{N_i}/\sqrt{N_i}$ we obtain the trivial simultaneous block diagonalization

$$P^T A P = B_{\text{par}} \oplus B_{\text{orth}}, \quad (24)$$

where the block B_{par} is C -dimensional and the block B_{orth} is $(N-C)$ -dimensional. Hence, the largest block produced by the TSBD will have dimension $L = \max(C, N-C)$. Thus for the case of cluster synchronization, we define the performance index,

$$I_{cs} = \frac{L-Z}{L} \quad (25)$$

where Z is the largest block dimension resulting from calculation of the FSBD for the set of matrices $\{A, E_1, E_2, \dots, E_C\}$ and where A is the adjacency matrix and E_1, E_2, \dots, E_C are the matrices containing cluster information. Again the index compares the performance of the FSBD with that of the TSBD. An index $I_{cs} = 0$ indicates that the reduction achieved by the FSBD is the same as that of the TSBD. As before with index I_d , we define application of the SBD technique to be a success (a failure) for large (low) values of $0 \leq I_{cs} \leq 1$.

Next, we consider a numerical example for a random symmetric network with $C = 4$ clusters generated using the algorithm described above. Figure 2 (a) shows the network that is to be examined to measure the performance index for the SBD algorithm, with nodes color coded according to the equitable cluster to which they belong.




FIG. 2. (a) A randomly constructed symmetric network with $C = 4$ equitable clusters and $N = 34$ nodes. The clusters are identified as follows: C_1 (green nodes) with $N_1 = 4$, C_2 (red nodes) with $N_2 = 8$, C_3 (yellow nodes) with $N_3 = 12$, and C_4 (blue nodes) with $N_4 = 10$. The arbitrarily chosen intra-degrees for this network are $d_1 = 2$, $d_2 = 3$, $d_3 = 4$, and $d_4 = 6$. (b) From left to right: the adjacency and cluster indicator matrices $\{A, E_1, E_2, E_3, E_4\}$. Each non-zero entries of these matrix is indicated with a black dot. (c) From left to right: the block-diagonalized matrices $\{P^T A P, P^T E_1 P, P^T E_2 P, P^T E_3 P, P^T E_4 P\}$ after application of the FSBD transformation.

Figure 2(b) shows the adjacency and cluster indicator matrices for the network shown in Fig. 2(a) where each black dot represents a non-zero entry in these matrices. The block-diagonalized matrices obtained by application of the FSBD transformation are shown in Fig. 2(c).

In order to better visualize the block decomposition, we construct the matrix Ω as the sum of absolute values of the matrices $\{P^T A P, P^T E_1 P, P^T E_2 P, P^T E_3 P, P^T E_4 P\}$

$$\Omega = |P^T A P| + |P^T E_1 P| + |P^T E_2 P| + |P^T E_3 P| + |P^T E_4 P| \quad (26)$$

where the symbol $|\cdot|$ here indicates the entry-wise absolute value of a matrix. A representation of the matrix Ω is shown in Fig. 3, which evidences two blocks: one 4-dimensional block, one 30-dimensional block. For this example, the calculated performance index is 0 with $L = 30$ and $Z = 30$. We have obtained similar results for all the other instances of random graphs with assigned equitable partition (algorithm of Sec. VA) we have tested.




FIG. 3. Representation of the matrix Ω for the network shown in Fig. 2. The dots represent non-zero entries. Using equation (25), the calculated performance index is $I_{cs} = 0$ with $L = 30$ and $Z = 30$.

VI. DISCUSSION

Random ‘unstructured’ networks have been the subject of extensive investigation in the literature, with applications to epidemic dynamics [11–13], percolation [14, 15], resilience to attacks and failures [16, 17], games [18], network synchronization [19] and control [20]. Several analytical results have been derived by using the assumption that the network topology is random and uncorrelated [19, 46–49]. Complete and cluster synchronization of random networks is undoubtedly a topic of interest in the Physics and Nonlinear Dynamics literature. In this paper we take the approach of the natural scientist and focus on whether or not a mathematical tool (the SBD decomposition) is effective in dealing with the synchronization of random networks. Ref. [50] takes a different perspective and claims that random networks are not a good testbed for application of the SBD technique. Here we are interested in assessing whether problems of practical interest can be successfully addressed by the SBD tool, rather than looking for problems to which the tool can be successfully, or rather conveniently, applied. Previous work in this area has often only emphasized the strengths and not the limitations of the technique, which is partially corrected in this paper. The fact that the technique mostly fails when applied to random networks points out the importance of developing alternative tools and/or new techniques to deal with the important class of random networks. A relevant related question is whether the SBD technique can be successfully applied to the analysis of real network topologies. This question has been recently considered in [51], which has shown a moderate success of the SBD technique in this case.

VII. CONCLUSIONS

The techniques for simultaneous block diagonalization of matrices have been developed by Maehara, Murota *et al* in a number of seminal papers [1–4]. These techniques were originally applied to problems in the areas of semidefinite programming and signal processing (independent component analysis), see e.g. [1]. The first application of these techniques to network synchronization was presented in a 2012 paper [5]. Only recently they have been applied to the problem of cluster synchronization of networks [6, 53].

We are highly indebted to the mathematicians who have developed the algebraic theory of simultaneous block diagonalization of matrices. This is relevant to many problems in the applied sciences where one is looking for *modal decompositions* but such decompositions may not be obvious. The application of these techniques to the problem of network synchronization is important as it allows to define the extent to which the synchronization stability problem can be reduced in realistic situations that deviate from the original assumptions of nodes all of the same type and connections all of the same type [54]. We have seen here that unfortunately in generic situations (random networks)

the obtained reduction is modest and comparable to that achievable with a trivial transformation. Even if that is the case, it is important to know the extent of the attainable reduction and that no further decomposition of the problem is possible. With this paper we believe we have set the expectations straight about the reduction that is realistically achievable from application of SBD to the study of complete and cluster synchronization of generic (random) graphs. Overall, this does not diminish our enthusiasm for these techniques, which can provide exceptional insight into many problems of interest in physics and engineering, including network synchronization. Moreover, both Refs. [5] and [6] have shown that the reduction produced by the SBD technique can be substantial for specific network realizations, which provides an important and valuable result when one has the ability to appropriately design the networks connectivity.

VIII. CODE AVAILABILITY

Code to compute the simultaneous block diagonalizations for the examples shown in this paper can be accessed at the Github repo [52].

ACKNOWLEDGEMENT

The authors thank Prof. Kazuo Murota for insightful discussions on the subject of $*$ -algebra. This research is supported by NIH grant 1R21EB028489-01A1.

-
- [1] T. Maehara and K. Murota, Error-controlling algorithm for simultaneous block-diagonalization and its application to independent component analysis, *JSIAM Letters* **2**, 131 (2010).
 - [2] T. Maehara and K. Murota, A numerical algorithm for block-diagonal decomposition of matrix $*$ -algebras with general irreducible components, *Japan journal of industrial and applied mathematics* **27**, 263 (2010).
 - [3] K. Murota, Y. Kanno, M. Kojima, and S. Kojima, A numerical algorithm for block-diagonal decomposition of matrix $*$ -algebras with application to semidefinite programming, *Japan Journal of Industrial and Applied Mathematics* **27**, 125 (2010).
 - [4] T. Maehara and K. Murota, Algorithm for error-controlled simultaneous block-diagonalization of matrices, *SIAM Journal on Matrix Analysis and Applications* **32**, 605 (2011).
 - [5] D. Irving and F. Sorrentino, Synchronization of a hypernetwork of coupled dynamical systems, *Phys. Rev. E* **86**, 056102 (2012).
 - [6] Y. Zhang and A. E. Motter, Symmetry-independent stability analysis of synchronization patterns, *SIAM Review* **62**, 817 (2020).
 - [7] L. M. Pecora and T. L. Carroll, Master stability functions for synchronized coupled systems, *Physical review letters* **80**, 2109 (1998).
 - [8] P. Erdős and A. Rényi, On the evolution of random graphs, *Publ. Math. Inst. Hung. Acad. Sci* **5**, 17 (1960).
 - [9] M. Molloy and B. Reed, A critical point for random graphs with a given degree sequence, *Random Structures and Algorithms*, 161 (1995).
 - [10] S. Boccaletti, V. Latora, Y. Moreno, M. Chavez, and D. U. Hwang, Complex networks: Structure and dynamics, *Phys. Rep.* **424**, 175 (2006).
 - [11] R. Pastor-Satorras and A. Vespignani, Epidemic spreading in scale-free networks, *Physical review letters* **86**, 3200 (2001).
 - [12] M. Marder, Dynamics of epidemics on random networks, *Physical Review E* **75**, 066103 (2007).
 - [13] R. Pastor-Satorras, C. Castellano, P. Van Mieghem, and A. Vespignani, Epidemic processes in complex networks, *Reviews of modern physics* **87**, 925 (2015).
 - [14] D. Achlioptas, R. M. D'Souza, and J. Spencer, Explosive percolation in random networks, *science* **323**, 1453 (2009).
 - [15] E. J. Friedman and A. S. Landsberg, Construction and analysis of random networks with explosive percolation, *Physical review letters* **103**, 255701 (2009).
 - [16] J.-L. Guillaume, M. Latapy, and C. Magnien, Comparison of failures and attacks on random and scale-free networks, in *International Conference on Principles of Distributed Systems* (Springer, 2004) pp. 186–196.
 - [17] R.-R. Liu, W.-X. Wang, Y.-C. Lai, and B.-H. Wang, Cascading dynamics on random networks: Crossover in phase transition, *Physical Review E* **85**, 026110 (2012).
 - [18] S. Devlin and T. Treloar, Evolution of cooperation through the heterogeneity of random networks, *Physical Review E* **79**, 016107 (2009).
 - [19] J. G. Restrepo, E. Ott, and B. R. Hunt, Synchronization in large directed networks of coupled phase oscillators, *Chaos: An Interdisciplinary Journal of Nonlinear Science* **16**, 015107 (2006).
 - [20] Y.-Y. Liu, J.-J. Slotine, and A.-L. Barabási, Controllability of complex networks, *Nature* **473**, 167 (2011).

- [21] W. Miller, *Symmetry groups and their applications* (Academic Press, 1973).
- [22] J.-P. Serre, *Linear representations of finite groups*, Vol. 42 (Springer, 1977).
- [23] J. H. M. Wedderburn, *Lectures on matrices*, Vol. 17 (American Mathematical Soc., 1934).
- [24] M. Kojima, S. Kojima, and S. Hara, Linear algebra for semidefinite programming, **1004**, 1 (1997).
- [25] Y. Bai, E. de Klerk, D. Pasechnik, and R. Sotirov, Exploiting group symmetry in truss topology optimization, *Optimization and Engineering* **10**, 331 (2009).
- [26] E. De Klerk and R. Sotirov, Exploiting group symmetry in semidefinite programming relaxations of the quadratic assignment problem, *Mathematical Programming* **122**, 225 (2010).
- [27] K. Gatermann and P. A. Parrilo, Symmetry groups, semidefinite programs, and sums of squares, *Journal of Pure and Applied Algebra* **192**, 95 (2004).
- [28] C. Riener, T. Theobald, L. J. Andr  n, and J. B. Lasserre, Exploiting symmetries in sdp-relaxations for polynomial optimization, *Mathematics of Operations Research* **38**, 122 (2013).
- [29] Y. Kanno, M. Ohsaki, K. Murota, and N. Katoh, Group symmetry in interior-point methods for semidefinite program, *Optimization and Engineering* **2**, 293 (2001).
- [30] D. S. Bernstein, *Matrix mathematics* (Princeton university press, 2009).
- [31] Y. Saad, *Iterative methods for sparse linear systems* (SIAM, 2003).
- [32] F. Sorrentino, Synchronization of hypernetworks of coupled dynamical systems, *New J. Phys.* **14**, 033035 (2012).
- [33] D. J. Watts and S. H. Strogatz, Collective dynamics of ‘small-world’ networks, *nature* **393**, 440 (1998).
- [34] A.-L. Barab  si and E. Bonabeau, Scale-free networks, *Scientific american* **288**, 60 (2003).
- [35] H. Sachs,   ber teiler, faktoren und charakteristische polynome von graphen, Teil I. *Wiss. Z. TH Ilmenau* **12**, 7 (1966).
- [36] M. T. Schaub, N. O’Clery, Y. N. Billeh, J.-C. Delvenne, R. Lambiotte, and M. Barahona, Graph partitions and cluster synchronization in networks of oscillators, *Chaos: An Interdisciplinary Journal of Nonlinear Science* **26**, 094821 (2016).
- [37] M. Egerstedt, S. Martini, M. Cao, K. Camlibel, and A. Bicchi, Interacting with networks: How does structure relate to controllability in single-leader, consensus networks?, *IEEE control systems magazine* **32**, 66 (2012).
- [38] I. Belykh and M. Hasler, Mesoscale and clusters of synchrony in networks of bursting neurons, *Chaos: An Interdisciplinary Journal of Nonlinear Science* **21**, 016106 (2011).
- [39] M. Golubitsky and I. Stewart, Synchrony versus symmetry in coupled cells, in *EQUADIFF 2003* (World Scientific, 2005) pp. 13–24.
- [40] M. T. Schaub, N. O’Clery, Y. N. Billeh, J.-C. Delvenne, R. Lambiotte, and M. Barahona, Graph partitions and cluster synchronization in networks of oscillators, *Chaos: An Interdisciplinary Journal of Nonlinear Science* **26**, 094821 (2016).
- [41] A. B. Siddique, L. Pecora, J. D. Hart, and F. Sorrentino, Symmetry-and input-cluster synchronization in networks, *Physical Review E* **97**, 042217 (2018).
- [42] I. Klickstein, L. Pecora, and F. Sorrentino, Symmetry induced group consensus, *Chaos: An Interdisciplinary Journal of Nonlinear Science* **29**, 073101 (2019).
- [43] L. M. Pecora, F. Sorrentino, A. M. Hagerstrom, T. E. Murphy, and R. Roy, Cluster synchronization and isolated desynchronization in complex networks with symmetries, *Nature communications* **5**, 1 (2014).
- [44] I. Klickstein and F. Sorrentino, Generating graphs with symmetry, *IEEE Transactions on Network Science and Engineering* **6**, 836 (2018).
- [45] I. Klickstein and F. Sorrentino, Generating symmetric graphs, *Chaos: An Interdisciplinary Journal of Nonlinear Science* **28**, 121102 (2018).
- [46] M. Catanzaro, M. Bogu  a, , and R. Pastor-Satorras, Generation of uncorrelated random scale-free networks, *Phys. Rev. E* **027103** (2005).
- [47] J. G. Restrepo, E. Ott, and B. R. Hunt, Approximating the largest eigenvalue of network adjacency matrices, *Physical Review E* **76**, 056119 (2007).
- [48] A. Pomerance, E. Ott, M. Girvan, and W. Losert, The effect of network topology on the stability of discrete state models of genetic control, *Proceedings of the National Academy of Sciences* **106**, 8209 (2009).
- [49] F. Sorrentino, A. B. Siddique, and L. M. Pecora, Symmetries in the time-averaged dynamics of networks: Reducing unnecessary complexity through minimal network models, *Chaos: An Interdisciplinary Journal of Nonlinear Science* **29**, 011101 (2019).
- [50] Y. Zhang, Comment on” failure of the simultaneous block diagonalization technique applied to complete and cluster synchronization of random networks”, arXiv preprint arXiv:2110.15493 (2021).
- [51] S. Panahi, I. Klickstein, and F. Sorrentino, Cluster synchronization of networks via a canonical transformation for simultaneous block diagonalization of matrices, *Chaos: An Interdisciplinary Journal of Nonlinear Science* **31**, 111102 (2021).
- [52] Panahi, S., “Sbd-failures,” <https://github.com/SPanahi/SBD-failures> (2021).
- [53] Y. Zhang, V. Latora, and A. E. Motter, Unified treatment of synchronization patterns in generalized networks with higher-order, multilayer, and temporal interactions, *Communications Physics* **4**, 1 (2021).
- [54] L. Pecora and T. Carroll, Master stability functions for synchronized coupled systems, *Phys. Rev. Lett.* **80**, 2109 (1998).
- [55] F. Uhlig, Simultaneous block diagonalization of two real symmetric matrices, *Linear Algebra and its Applications* **7**, 281 (1973).