

PAC Learnability of Approximate Nash Equilibrium in Bimatrix Games

Zhijian Duan¹, Dinghuai Zhang,² Wenhan Huang³,
Yali Du⁴, Yaodong Yang⁴, Jun Wang⁵, Xiaotie Deng¹

¹Peking University, {zjduan, xiaotie}@pku.edu.cn

²Mila - Quebec AI Institute, dinghuai.zhang@mila.quebec

³Shanghai Jiao Tong University, rowdark@sjtu.edu.cn

⁴King's College London, {yali.du, yaodong.yang}@kcl.ac.uk,

⁵University College London, jun.wang@cs.ucl.ac.uk

Abstract

Computing Nash equilibrium in bimatrix games is PPAD-hard, and many works have focused on the approximate solutions. When games are generated from a fixed unknown distribution, learning a Nash predictor via data-driven approaches can be preferable. In this paper, we study the learnability of approximate Nash equilibrium in bimatrix games. We prove that Lipschitz function class is agnostic Probably Approximately Correct (PAC) learnable with respect to Nash approximation loss. Additionally, to demonstrate the advantages of learning a Nash predictor, we develop a model that can efficiently approximate solutions for games under the same distribution. We show by experiments that the solutions from our Nash predictor can serve as effective initializing points for other Nash solvers.

1 Introduction

Nash equilibrium [30] is one of the most important solution concept in game theory, with applications to economics [29], society analysis [37] and artificial intelligence [39, 40]. The complexity of computing even two-player Nash equilibrium is PPAD-hard [7]. This leads to increasing attention on developing algorithms to approximate the Nash equilibrium. Many works have focused on the approximate solutions [28, 35] for any arbitrary games.

When games are generated from a fixed unknown distribution, such as a particular game class, traditional approaches have their shortcomings [31]. They have to compute from scratch for each single game, even if the generated games are similar. For example, on solving even zero-sum games, solution routines have to be executed on every new single game [27, 14]. As an improvement, it can be preferable to learn a mapping (i.e., predictor), which maps from game utilities to an approximate Nash solution, in this setting. Through mining the underlying

mechanism behind data, the predictor has potential to efficiently come up with approximate equilibrium for new games from the same distribution. Additionally, the output solutions of the predictor can be also used as initializing points for other Nash solvers. However, research on learning such predictors is ignored in previous works. Even the learnability of it in bimatrix games has not been discussed yet.

In this paper, we study the agnostic Probably Approximately Correct (PAC) learnability of learning a Nash predictor, which approximate Nash equilibrium in bimatrix games. Firstly, we formulate a PAC learning framework for our learning problem in which we follow empirical risk minimization with an inductive bias paradigm to learn the predictor. We introduce Nash approximation loss that measures the approximation levels of joint strategies to any Nash solutions. The computation of Nash approximation loss only involves joint strategy and game utility; as a result, the Nash predictor is learned by self-supervised learning, without any ground truth or any side information. We do not use supervised learning for several issues which make the learning unstable (specifically discussed in Section 4). Finally, based on our PAC learning framework and Nash approximation loss, we prove that Lipschitz function class is agnostic PAC learnable. To the best of our knowledge, this is the first result that characterize the learnability of (approximate) Nash equilibrium.

We conduct empirical analysis to further show the advantages of Nash predictors. Specifically, we construct a parameterized Nash predictor and train its parameters via gradient descent on the Nash approximation loss. Experiment results show that the predictor can efficiently approximate Nash solutions for games under the same distribution. By contrast, other baseline algorithms struggle to reach the same performance within the same time budget. On top of performance, we also tested the potential of using the outputs from the Nash predictor as the initializing point for other Nash solvers such as TS algorithm [35] and replicator dynamics [33]. In both cases, we report faster convergence.

In summary, this paper makes the following contributions:

- We study the learnability of approximate Nash equilibrium in bimatrix games. We prove that the Lipschitz function class is agnostic PAC learnable with respect to Nash approximation loss. To the best of our knowledge, this is the first result characterizing the learnability of approximate Nash equilibrium.
- We demonstrate the advantage of learning a Nash predictor by empirical analysis. The results indicate the efficiency of the Nash predictor in computing approximation equilibrium. We also find that the output solutions can serve as effective initializing points for other Nash solvers.

This paper is organized as follows: In Section 2 we describe related works; In Section 3 we introduce the preliminary of our paper; In Section 4 we set up our learning framework; We present our learnability results in Section 5, and we demonstrate the effectiveness of the Nash predictor in Section 6; We draw the conclusion and point out the future work in Section 7.

2 Related Work

2.1 Algorithmic Game Theory Approach

Algorithms to approximate Nash equilibrium in bimatrix games focus on computing approximate Nash equilibrium for a specific instance.

The first line of these approaches is algorithms with theoretical guarantee for maximum Nash approximation ratio. [20] and [12] introduced simple polynomial-time algorithms based on searching small supports to reach an approximation ratio of $3/4$ and $1/2$, respectively. [11] provided an algorithm of approximation ratio 0.38 by enumerating arbitrarily large supports, and this approximation ratio is also achieved by [10] with a different approach. [5] proposed an algorithm based on [21] to reach an approximation ratio of 0.36 . Finally, [35] achieved the current best known approximation ratio of 0.3393 , and [8] constructed the worst case for the algorithm to reach this bound.

Learning is another paradigm to compute approximate Nash equilibrium by repeatedly proposing temporal strategies and updating them with the feedback rewards. Fictitious play [28] is the most well-known learning based algorithm to approximate Nash equilibrium, and [9] proves that it reaches an approximate ratio of $1/2$ when given constant rounds. Double Oracle methods [27, 14] and PSRO methods [22, 32], though effective, target at solving zero-sum games only. Online learning methods, including regret matching [18], Hedge [3] and Multiplicative weight update [2], are proved to converge to (approximate) coarse correlated equilibrium [6].

Recently, [25] proposed to use exploitability descent to compute approximate Nash equilibrium for two-player zero-sum extensive-form games with imperfect information. [17] also applied exploitability descent to solve zero-sum bimatrix games. Our Nash approximation value (Defined on Definiton 3.1) is the maximum exploitability of all the players. Therefore, by applying Nash approximation descent, we jointly optimize all the players' strategies.

2.2 Data-driven Approach

Data-driven approaches mine the underlying information behind the historical data of the game.

In common settings, the historical context-action data pairs are provided, and the learner aims to learn about the game utility functions [4, 41, 1]. Recently, several work proposed to learn an operator approximating the game gradient instead of the game utility [23, 24, 19], and the operator can be used to compute approximate Nash equilibrium. The difference between these works and our work is that we consider the historical data of utility matrices, while they consider context-action data and assume that the given joint actions in historical data are (approximate) Nash equilibrium.

Existing learnability analysis focuses on learning game utility function in simulation-based games [38, 26], where each utility is expensive to acquire and would potentially be disturbed by noise. In such settings, they assume that

there is an oracle to solve exact Nash equilibrium, so that they focused on learning the utility function for the underlying game. Recently, multi-agent reinforcement learning algorithms [40] have been adopted to approximate Markov Perfect Nash Equilibrium in Markov games, yet, its complexity has been proved to be PPAD-complete [13]. [38, 26] proposed Probably Approximately Correct (PAC) learnable algorithms to learn the game utility for finite n -player normal-form simulation-based games and 2-player zero-sum simulation-based games with infinite strategy space, respectively. [16] studied the sample complexity of getting a robust Nash equilibrium set when the game utilities are affected by uncertainty. They also assume there is an oracle to find the exact Nash equilibrium.

In this paper, we focus on the learnability of approximation Nash equilibrium, instead of game utility.

3 Background and Terminology

3.1 Bimatrix Games

We denote a finite n -player normal-form game as $\Gamma = (N, A, u)$, in which

- $N = \{1, 2, \dots, n\}$ is the set of all the n players (agents). Each player is represented by the index $i \in N$.
- A is the combinatorial action space. Each player has an action space A_i . We denote a_i as a specific action and $|A_i|$ as the number of actions for the player. An action is also referred to as a pure strategy. An action profile $a = (a_1, a_2, \dots, a_n)$ represents one play of the game with the player i taking action a_i . The action space $A = A_1 \times A_2 \times \dots \times A_n$ is a Cartesian product that contains all possible pure strategy profiles with $|A| = \prod_{i \in N} |A_i|$.
- $u = (u_1, \dots, u_n)$ is the utility (payoff) function for each player. We also call it utility matrices. u_i contains player i 's utilities for every possible pure strategy profile. $|u_i| = |A|$ and $|u| = n|A|$. In this paper, we consider the cases that all the utilities are normalized into the $[0, 1]$ interval.

Bimatrix game is defined as a finite 2-player normal-form game.

3.2 Mixed Strategy and Nash Equilibrium

A mixed strategy of player i , denoted by σ_i , is a distribution over its action set A_i . Specifically, $\sigma_i(a_i)$ represents the probability player i choosing action a_i , with $\sum_{a_i \in A_i} \sigma_i(a_i) = 1$. We use ΔA_i to represent the set of all the possible mixed strategies for player i .

A mixed strategy profile is a joint strategy for each player, $\sigma = (\sigma_1, \sigma_2, \dots, \sigma_n)$. On behalf of player i , the other players' joint strategy is denoted as $\sigma_{-i} = (\sigma_1, \dots, \sigma_{i-1}, \sigma_{i+1}, \dots, \sigma_n)$. We can calculate player i 's utility under mixed strategy profile σ by calculating the expected utility $u_i(\sigma) = \mathbb{E}_{a \sim \sigma}[u_i(a)]$.

A strategy profile σ^* is called a Nash equilibrium if and only if for each player $i \in N$, its strategy is the best response against the other players. Formally, $\forall i \in N, \forall \sigma_i \in \Delta A_i, u_i(\sigma^*) \geq u_i(\sigma_i, \sigma_{-i}^*)$.

3.3 Nash Approximation Value

In this paper, we focus on the approximate Nash Equilibrium. Given $\epsilon > 0$, we say a joint strategy profile $\hat{\sigma}$ is an ϵ -approximate Nash equilibrium if for each player $i \in N$ and any mixed strategy $\sigma_i \in \Delta A_i$ we have $u_i(\sigma_i, \hat{\sigma}_{-i}) \leq u_i(\hat{\sigma}) + \epsilon$.

Inspired by the definition of ϵ -approximate Nash equilibrium, we define Nash approximation value to evaluate the approximation level of a given joint strategy profile.

Definition 3.1 (Nash Approximation value). *For finite n -player normal-form game $\Gamma_u = (N, A, u)$, the Nash approximation value of strategy profile σ is defined as*

$$\begin{aligned} \text{NASHAPPRO}(\sigma, u) &:= \max_{i \in N} \max_{\sigma'_i \in \Delta A_i} [u_i(\sigma'_i, \sigma_{-i}) - u_i(\sigma)] \\ &= \max_{i \in N} \max_{a_i \in A_i} [u_i(a_i, \sigma_{-i}) - u_i(\sigma)] \end{aligned} \quad (1)$$

[25] defines a similar concept called exploitability: The exploitability for player i is defined as $\text{NASHEXP}_i(\sigma, u) := \max_{\sigma'_i \in \Delta A_i} u_i(\sigma'_i, \sigma_{-i}) - u_i(\sigma)$. Another similar concept in their paper is $\text{NASHCONV}(\sigma, u) := \sum_{i \in N} \text{NASHEXP}_i(\sigma, u)$.

4 Methodology

4.1 Self-supervised Learning Framework

First, we formalize the (agnostic) PAC learning framework. We aim to learn a Nash predictor that predicts joint strategy profile to approximate Nash equilibrium for bimatrix games, which are generated from a fixed unknown distribution.

Similar to classical statistical learning framework [34], the learner has access to the following information:

- **Domain set U :** This is the set of all the possible input instances. In our learning problem, the number of players and the action space are fixed, so that the domain set is the set of all the possible utility matrices. We denote it as U , and $U \subset [0, 1]^{n|A|}$.
- **Game-generation distribution \mathcal{D} .** Each game is generated independently according to a fixed unknown game-generation distribution \mathcal{D} . We make no assumption on this distribution.
- **Training set $S = \{u^{(1)}, u^{(2)}, \dots, u^{(m)}\}$:** A finite data set that contains m i.i.d game utilities generated from distribution \mathcal{D} . This is the empirical data that our learner can access. Notice that no ground truth or side information are provided.

- **The learner’s output:** The learner is requested to output a predictor $h : U \rightarrow \Delta A_1 \times \Delta A_2 \times \cdots \times \Delta A_n$. The predictor can be used to predict approximate Nash solutions for new games in the domain set. We denote $\mathcal{A}(S)$ as the predictor learned by a learning algorithm \mathcal{A} .
- **Measures of success:** We apply Nash approximation value (defined in Definition 3.1) to measure the learned predictor $h_S := \mathcal{A}(S)$. We denote the performance of a predictor h with respect to distribution \mathcal{D} as

$$L_{\mathcal{D}}(h) := \mathbb{E}_{v \sim \mathcal{D}}[\text{NASHAPPRO}(h(v), v)]. \quad (2)$$

To learn the Nash predictor, we follow the standard learning paradigm of *empirical risk minimization with inductive bias* [34]. We set Nash approximation value as the loss function. The empirical Nash approximate loss is defined as:

$$L_S(h) := \frac{1}{m} \sum_{u \in S} \text{NASHAPPRO}(h(u), u), \quad (3)$$

First, our learner chooses in advance a set of predictors called **hypothesis class** (we denote it as \mathcal{H}). Each $h \in \mathcal{H}$ is a function mapping, or predictor, from game utility to a joint strategy. Then, the learner uses empirical risk minimization to choose a predictor $h \in \mathcal{H}$ to minimize the empirical loss $L_S(h)$. Formally,

$$\mathcal{A}(S) := \text{ERM}_{\mathcal{H}}(S) \in \arg \min_{h \in \mathcal{H}} L_S(h) \quad (4)$$

In practice, we can learn the predictor by gradient descent. Nash approximation value is differentiable almost everywhere except for some minor points on a zero measure set. For these minor points (peak points in the computation of Nash approximation value), we can manually define the gradient of them.

The advantages of applying Nash approximation loss are

1. *Self-supervised.* The computation of Nash approximation value only involves joint strategy profile and utility matrix, without the need to acquire ground truth informing any Nash equilibrium solution.
2. *Stable.* Nash approximation value is stable to the input of both utility matrix and joint strategy profile. We will discuss the Lipschitz property of it in Section 5.

4.2 Comparison to Supervised Learning

An intuitive idea to learn the predictor is following a supervised learning paradigm. That is, we provide labels (e.g. exact Nash equilibrium) for each game in the training set, and we learn the Nash predictor using supervised loss functions such as KL divergence. However, it suffers from several drawbacks:

1. *Expensive cost of labeling.* Obtaining an exact Nash equilibrium solution is extremely expensive. The complexity for computing Nash equilibrium for even 2-player is PPAD-hard [7].

Player 1 \ Player 2	$a_2^{(1)}$	$a_2^{(2)}$
	$a_1^{(1)}$	$a_1^{(2)}$
$a_1^{(1)}$	(0, 0)	(1, 0.5)
$a_1^{(2)}$	(0.5, 1)	(0, 0)

Table 1: Bimatrix game example for Non-unique issue of Nash equilibrium. $a_i^{(j)}$ represents the j -th action for player i . Each element (x, y) in the table means that $u_1 = x$ and $u_2 = y$ for the corresponding joint action profile.

2. *The Non-uniqueness issue.* Although mixed Nash equilibrium always exists [30], there may be multiple Nash equilibria for a normal-form game. In this case, it is non-trivial to choose appropriate ground truth. See Example 4.1 for illustration.
3. *The Non-smooth issue.* Minor modification in game utility may cause tremendous change in exact Nash equilibrium. It will confuse the learner, since games with tiny differences may have totally different labels. See Example 4.2 for illustration.

Example 4.1 (Non-unique Nash Equilibrium). *Consider a 2×2 game shown in Table 1. There are 3 Nash equilibria:*

1. *Pure Nash equilibrium: $\sigma_1 = a_1^{(2)}, \sigma_2 = a_2^{(1)}$*
2. *Pure Nash equilibrium $\sigma_1 = a_1^{(1)}, \sigma_2 = a_2^{(2)}$*
3. *Mixed Nash equilibrium $\sigma_1 = (\frac{2}{3}, \frac{1}{3})$ for $a_1^{(1)}$ and $a_1^{(2)}$, $\sigma_2 = (\frac{2}{3}, \frac{1}{3})$ for $a_2^{(1)}$ and $a_2^{(2)}$*

If we use all of them as ground truth, the optimal result of the square loss function will be the suboptimal result $\sigma_1 = (\frac{5}{9}, \frac{4}{9})$ and $\sigma_2 = (\frac{5}{9}, \frac{4}{9})$, with Nash approximation value $\frac{2}{27}$.

Example 4.2 (Non-smooth Nash Equilibrium). *Consider 2×2 game Γ_u and Γ_v defined on Table 2. Both of them have a unique Nash equilibrium, and the solutions are different.*

However, the distance between them is $\|u - v\|_{\max} = 2\epsilon$ for all $\epsilon > 0$. As a result, for arbitrary small modification on u , we can get a different exact Nash equilibrium.

By contrast, we bypass these drawbacks by applying Nash approximation loss, since we don't need any ground truth. Moreover, while supervised learning suffers from non-smooth issues, the Nash approximation value is Lipschitz continuous with respect to utility matrix or joint strategy profile, which stabilizes the learning. See Section 5 for the learnability analysis.

Player 1 \ Player 2	$a_2^{(1)}$	$a_2^{(2)}$
	$a_1^{(1)}$	$a_1^{(2)}$
$a_1^{(1)}$	(0.5, 0.5)	(1, 0)
$a_1^{(2)}$	(0.5 - ϵ , 1)	(0, 0)

(a) Game Γ_u . There is only one Nash equilibrium: $\sigma_1 = a_1^{(1)}$ and $\sigma_2 = a_1^{(2)}$.

Player 1 \ Player 2	$a_2^{(1)}$	$a_2^{(2)}$
	$a_1^{(1)}$	$a_1^{(2)}$
$a_1^{(1)}$	(0.5, 0.5)	(1, 0)
$a_1^{(2)}$	(0.5 + ϵ , 1)	(0, 0)

(b) Game Γ_v . There is only one Nash equilibrium: $\sigma_1 = a_1^{(2)}$ and $\sigma_2 = a_1^{(2)}$.

Table 2: Example for Non-smooth issue of Nash equilibrium. $a_i^{(j)}$ represents the j -th action for player i . Each element (x, y) in the table means that $u_1 = x$ and $u_2 = y$ for the corresponding joint action profile.

5 Learnability Analysis

In this section, we present the theoretical results for the learnability of approximate Nash equilibrium in n -player normal-form games, in which bimatrix games are special cases ($n = 2$). All the omitted proof of this section are presented in Appendix A.

5.1 Lipschitz Property of Nash Approximation

First, we analyze the Lipschitz property of $\text{NASHAPPRO}(\sigma, u)$ with respect to σ and u .

Lemma 5.1. *For normal-form game $\Gamma_u = (N, A, u)$, for strategy profile σ and strategy profile x , there exist a constant $L_A > 0$ such that*

$$\begin{aligned} & |\text{NASHAPPRO}(\sigma, u) - \text{NASHAPPRO}(x, u)| \\ & \leq L_A \|\sigma - x\|_\infty = L_A \max_{i \in N, a_i \in A_i} |\sigma_i(a_i) - x_i(a_i)| \end{aligned} \quad (5)$$

Proof. See Appendix A.1. □

Lemma 5.2 ([36]). *For strategy profile σ and two normal form games $\Gamma_u = (N, A, u)$ and $\Gamma_v = (N, A, v)$ where $u, v \in U$, we have*

$$\begin{aligned} & |\text{NASHAPPRO}(\sigma, u) - \text{NASHAPPRO}(\sigma, v)| \\ & \leq 2 \|u - v\|_{\max} = 2 \max_{i \in N, a \in A} |u_i(a) - v_i(a)| \end{aligned} \quad (6)$$

Proof. See Appendix A.2. □

From the two lemmas, we can see that $\text{NASHAPPRO}(\sigma, u)$ is L_A -Lipschitz continuous on joint strategy σ , and 2-Lipschitz continuous on utility matrix u . With such Lipschitz property, minor changes in game utility or joint strategy will not cause significant changes in the result. This inspires us to constrain the hypothesis class \mathcal{H} so that for each predictor $h \in \mathcal{H}$, its output is smooth on the input.

We consider Lipschitz function class with bounded Lipschitz constant as our hypothesis class.

Definition 5.1 (Lipschitz hypothesis class). *We define Lipschitz hypothesis class \mathcal{H} as Lipschitz functions with bounded Lipschitz constant $L_{\mathcal{H}}$. Formally, there is a constant $L_{\mathcal{H}}$, for each prediction function (predictor) $h \in \mathcal{H}$, we have*

$$\forall u, v \in U, \|h(u) - h(v)\|_{\infty} \leq L_{\mathcal{H}} \|u - v\|_{\max} \quad (7)$$

We can also derive the Lipschitz property of predictors with respect to Nash approximation value.

Lemma 5.3. *[Lipschitz property of $\text{NASHAPPRO}(h(u), u)$] Given N and A , there is a constant L_N such that for all predictors $h \in \mathcal{H}$, $\text{NASHAPPRO}(h(u), u)$ satisfies L_N -Lipschitz continuous. Formally,*

$$|l(h, u) - l(h, v)| \leq L_N \|u - v\|_{\max}, \quad (8)$$

in which

$$l(h, u) := \text{NASHAPPRO}(h(u), u) \quad (9)$$

Proof. See Appendix A.3. \square

5.2 Agnostic PAC Learnable

Based on the Lipschitz property discussed above, we prove the uniform convergence of our Lipschitz hypothesis class \mathcal{H} . The main idea is to construct an auxiliary hypothesis class that approximates our infinite hypothesis class \mathcal{H} .

Lemma 5.4 (Uniform convergence of \mathcal{H}). *For Lipschitz hypothesis class \mathcal{H} , for every $\epsilon, \delta \in (0, 1)$ and every game-generation distribution \mathcal{D} , there exists a function $m_{\mathcal{H}}^{UC} : (0, 1)^2 \rightarrow \mathbb{N}$ that $m_{\mathcal{H}}^{UC}(\epsilon, \delta) = \Omega(\text{polynomial}(\frac{1}{\epsilon}, \ln \frac{1}{\delta}))$ and when the training set size $m \geq m_{\mathcal{H}}^{UC}(\epsilon, \delta)$, we have*

$$\mathbb{P}_{S \sim \mathcal{D}^m} \left[\forall h \in \mathcal{H}, |L_S(h) - L_{\mathcal{D}}(h)| < \epsilon \right] > 1 - \delta, \quad (10)$$

Proof. See Appendix A.4. \square

Lemma 5.4 shows the relationship between empirical loss $L_S(h)$ and real loss $L_{\mathcal{D}}(h)$ for predictor $h \in \mathcal{H}$. Under uniform convergence, with large enough training sets, the empirical loss $L_S(h)$ will be a good approximation to the real loss $L_{\mathcal{D}}(h)$.

Uniform convergence is sufficient for agnostic PAC learnable [34]. We get our main result.

Theorem 5.1 (Agnostic PAC learnable of \mathcal{H}). *For Lipschitz hypothesis class \mathcal{H} , for all $\epsilon, \delta \in (0, 1)$ and for arbitrary game-generation distribution \mathcal{D} , there exists a function $m_{\mathcal{H}} : (0, 1)^2 \rightarrow \mathbb{N}$ that $m_{\mathcal{H}}(\epsilon, \delta) = \Omega(\text{polynomial}(\frac{1}{\epsilon}, \ln \frac{1}{\delta}))$, when running the learning algorithm with empirical risk minimization on Nash approximation loss with $m \geq m_{\mathcal{H}}(\epsilon, \delta)$ i.i.d. games generated by \mathcal{D} , we have*

$$\mathbb{P}_{S \sim \mathcal{D}^m} \left[L_{\mathcal{D}}(\mathcal{A}(S)) \leq L_{\mathcal{D}}(h^*) + \epsilon \right] > 1 - \delta, \quad (11)$$

where

$$\begin{aligned} \mathcal{A}(S) &\in \arg \min_{h \in \mathcal{H}} \frac{1}{m} \sum_{u \in S} \text{NASHAPPRO}(h(u), u) \\ h^* &\in \arg \min_{h \in \mathcal{H}} \mathbb{E}_{v \sim \mathcal{D}} \text{NASHAPPRO}(h(v), v) \end{aligned} \quad (12)$$

Proof. See Appendix A.5. \square

Agnostic PAC learnable of hypothesis class \mathcal{H} provides the feasibility to learn predictor by empirical risk minimization. No matter what distribution, with a large enough training set S , the learned predictor $\mathcal{A}(S) \in \mathcal{H}$ will perform close to the global optimal predictor h^* in the whole hypothesis class \mathcal{H} .

A limitation of Lipschitz hypothesis class \mathcal{H} is that, there is some distribution that no predictor in \mathcal{H} can reach zero Nash approximation loss. This is due to the non-smooth issue discussed of exact Nash equilibrium. For instance, in Example 4.2, when $L_{\mathcal{H}} < \frac{1}{2\epsilon}$ and we generate each game with equal probability, no predictor in \mathcal{H} can reach Nash approximation loss of 0. However, it is obvious that $L_{\mathcal{D}}(h^*) \leq \epsilon$ in this case. As a result, we can still learn a good predictor in the extreme case. We leave the estimation of $L_{\mathcal{D}}(h^*)$ for arbitrary distribution as future work.

6 Empirical analysis

In this section, we provide some examples to demonstrate the efficiency and effectiveness of training a Nash predictor for games from a distribution. We will show that 1) Nash predictor is an efficient approximate Nash equilibrium solver, 2) The solutions of Nash predictor can serve as effective initializing points for other algorithms.

All of our experiments are run on the Linux machine with 48 core Intel(R) Xeon(R) CPU (E5-2650 v4@2.20GHz) and 4 TITAN V GPU.

6.1 Experiment Setup

Datasets. To generate data from a fixed unknown distribution, we use GAMUT¹ [31], a suite of game generators designated for testing game-theoretic algorithms. There are 35 classes of games in GAMUT, and 18 classes of them can be generated as bimatrix games with large action space. Among the 18 classes, we choose

¹<http://gamut.stanford.edu/>

METHODS	TRAVELERSDILEMMA NASHAPPRO	GRABTHEDOLLAR NASHAPPRO	WAROFATTRITION NASHAPPRO	BERTRANDOLIGOPOLY NASHAPPRO	MAJORITYVOTING NASHAPPRO
Ours	1.013E-2 \pm 1.278E-2	1.347E-4 \pm 1.737E-3	7.910E-8 \pm 9.483E-8	7.491E-4 \pm 2.409E-3	1.665E-3 \pm 7.523E-3

(a)

METHODS	TRAVELERSDILEMMA		GRABTHEDOLLAR		WAROFATTRITION		BERTRANDOLIGOPOLY		MAJORITYVOTING	
	TIME	ITERATION	TIME	ITERATION	TIME	ITERATION	TIME	ITERATION	TIME	ITERATION
FP	<0.5s	1.0	98s*	100000*	<0.5s	1.0	10s	10895.2	44s	40255.8
RM	4.3s	2261.6	11s	5828.6	2.6s	1352.0	2.4s	1179.2	78s	40335.2
RD	3.9s	3473.6	4.3s	3825.8	3.4s	3077.2	0.8s	714.4	68s	60313.0
TS	579s	-	367s	-	117s	-	192s	-	115s	-
Ours	<0.5s	-	<0.5s	-	<0.5s	-	<0.5s	-	<0.5s	-

(b)

Table 3: Experiment result for demonstrating the efficiency of Nash predictor. Each experiment is run by 5 different random seeds and the average results are presented. All the games are bimatrix games with size 300×300 . **(a)** The performance of our learned predictor on each data set. Average Nash approximation loss and standard deviation are presented. **(b)** Time and number of iterations fictitious play (FP), regret matching (RM), replicator dynamics (RD) and TS algorithm need a test set to reach the same performance as our learned predictor. * represents that the method failed to reach the same performance under the limit of maximum iteration number.

5 of them as our data distribution for the reason that they are not so simple that TS algorithm [35] can solve easily [15]. We provide a brief description for each of the game classes. See the User’s Guide² of GAMUT for a detailed description.

- **TravelersDilemma:** Each player simultaneously requests an amount of money and receives the lowest of the requests submitted.
- **GrabTheDollar:** There is a price which is up for grabs and both players have to choose when to grab the price.
- **WarOfAttrition:** In this game, both players are competing for a single object which each player i values at v_i and chooses a time in which to concede and give the item to the opponent.
- **BertrandOligopoly:** All players in this game are producing exactly the same item and are expected to set a price at which to sell the item. The player with the lowest price gets all the demand for the item and produces enough items to meet the demand.
- **MajorityVoting:** All players vote for one of the candidates. Players’ utilities for each candidate being declared the winner are arbitrary. If there

²<http://gamut.stanford.edu/userdoc.pdf>

is a tie, the candidate with the lowest number is the winner.

We set the utility matrix size as 300×300 ($|A_1| = |A_2| = 300$). For each game class, we generate 2×10^4 instances with different random seeds. We divide the data into training, valid and test splits by the ratio of 90%, 9%, 1%.

Hypothesis class. The specific hypothesis class *is not* the focus of this paper. In order to make it simple to demonstrate, we use fully connected neural network architecture with residual connection as our predictor. We apply ReLU as the activation function, and we add batch normalization before the activation function. We use 4 hidden layers with 1024 nodes of each layer in our neural network. We learn our model using Adam optimizer with a learning rate 0.001.

6.2 Demonstration of Efficiency

The goal of the first experiment is to show the efficiency of the Nash predictor. We do so by recording the time traditional algorithms need to reach the same performance as us on the test set. We consider the following approaches.

- **Fictitious play (FP)** [28]: The most well-known learning algorithm to approximate Nash equilibrium.
- **Regret matching (RM)** [18]: Representative method of no-regret learning, and it leads to correlated equilibrium.
- **Replicator dynamics (RD)** [33]: A system of differential equations that describe how a population of strategies, or replicators, evolve through time.
- **TS Algorithm** [35]: It reaches the currently best known approximation ratio $\epsilon=0.3393$ for bimatrix games. We set the approximation objective to $\delta + 0.3393 = 10^{-5} + 0.3393$.

During implementation, we use GPU to speed up the running time of fictitious play, regret matching and replicator dynamics. For TS algorithm, it is not able to be accelerated by GPU, so we run it on CPU.

We train our model on the training set using Nash approximation loss, and predict the approximate Nash solution for each game in the test set. Afterwards, we record the time and number of iterations the baseline algorithms need on the test set in order to reach the same performance as us. For fictitious play, regret matching and replicator dynamics, we set the maximum number of iterations to 10^5 , and terminate the algorithm once it reaches the same performance. For the TS algorithm, since it terminates with probability 1, we early stop the algorithm if it already gets the same performance. Each experiment is run by 5 different random seeds.

Experiment results are shown in Table 3. We can see that

1. Our Nash predictor computes approximate equilibrium with small Nash approximation loss.

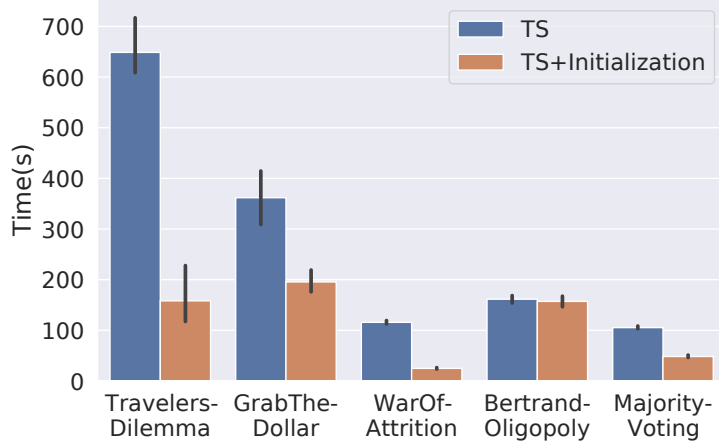


Figure 1: Experiment result of initializing TS algorithm. ‘TS’ means TS algorithm starting from a random strategy. In ‘TS+Initialization’, we use the output of the Nash predictor as the initializing point for the TS algorithm. Each experiment is run by 5 different random seeds. The average results and the 95% confidence interval are shown.

2. The predictor compute solutions efficiently, with less than half a second on each game class. We only need to run a single forward pass for games in the test set.
3. The baseline methods spend much time to reach the same performance as the predictor, especially in the game MajorityVoting. Moreover, fictitious play even failed to reach the same performance in GrabTheDollar. Fictitious play use only one iteration in TravelersDilemma and WarOfAttrition because pure Nash solution exists in both of the game classes.
4. Although with a theoretical guarantee of computation complexity and performance, TS algorithm consumes the most time. Part of the reason is that it can only calculate serially and is not able to be accelerated in GPU. Therefore, providing a good initializing point is important for the TS algorithm.

These results demonstrate the efficiency of the Nash predictor. It learns the underlying knowledge of the games during training. As a result, it can immediately come up with a good solution for new games. In contrast, traditional approaches have to compute from scratch every time.

6.3 Demonstration of Effectiveness

The efficiency experiments illustrate that Nash predictor can compute an approximate solution efficiently. However, as we can see in Table 3, with enough time,

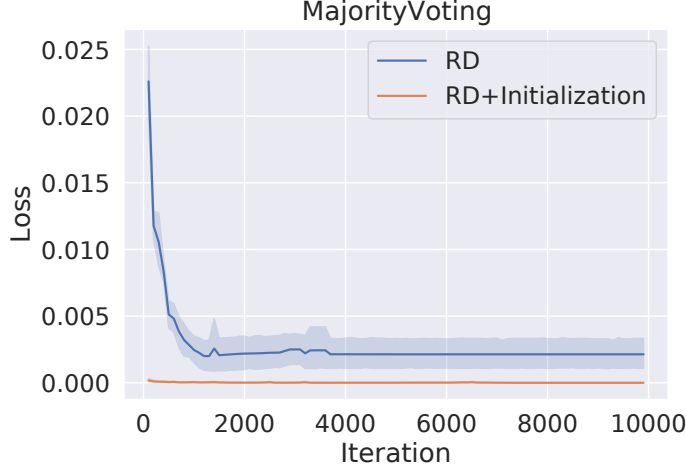


Figure 2: Experiment result of initializing replicator dynamics in game *MajorityVoting*. ‘RD’ means replicator dynamics starting from random policy. ‘RD+Initialization’ represents replicator dynamics with the output solution of Nash predictor as initializing points. Each experiment is run by 5 different random seeds. The average results and the 95% confidence interval are shown.

traditional approaches usually reach the same performance as the predictor. It seems that the Nash predictor alone has no advantage of effectiveness. This is a limitation of learning a Nash predictor. During testing, we just run a single forward pass of the neural network and then end up with a solution. For Traditional approaches, they iterate and update for many rounds on each single game in the test set. Therefore, the performance gap is not surprising.

However, the predictor can still be effective from another point of view. The key intuition is that it can come up with an approximation equilibrium in a very short time. Therefore, We can use the output solution as the initial point for some Nash solvers, such as TS algorithm and replicator dynamics. It is promising that by doing this way we can save some computation time and then speed up the rate of convergence, since we can provide a better initial point than random strategy. To demonstrate it, we initialize TS algorithm and replicator dynamics by this way.

The experiment results of initializing the TS algorithm are shown in Figure 1. As we can see, TS algorithm with the output of Nash predictor as initializing point spends less time to terminate than initializing with random policy in game class *TravelersDilemma*, *GrabTheDollar*, *WarOfAttrition* and *MajorityVoting*. Both versions of TS algorithm spend comparable time in game class *BertrandOligopoly*. Notice that TS algorithm ensures that the final solution will be better than the initial solution. Therefore, providing a good initialization strategy for the TS algorithm is effective.

For replicator dynamics, as shown in Table 3, it takes plenty of time to reach the same performance in game MajorityVoting. Hence, we initialize it with the output of our predictor in this game. We leave the remaining experiments for other game classes in Appendix B.1. The experiment result is shown in Figure 2. As we can see, with the output of the Nash predictor as a starting point, replicator dynamics starts with a lower Nash approximation loss. Furthermore, it reaches a better approximate solution than the original version, which initializes with random strategy.

7 Conclusion and Future Work

In this paper, we profile the learnability of approximate Nash equilibrium in bimatrix games generated from a fixed unknown distribution. We present the result that the Lipschitz function class with bounded Lipschitz constant is agnostic PAC learnable with respect to Nash approximation loss. To demonstrate the efficiency and effectiveness of learning an approximate Nash predictor, we conduct experiments with neural network models as predictors. The empirical results show that the trained Nash predictor can efficiently approximate Nash solutions for games from the same distribution. Moreover, the solution from our predictor can also initialize other algorithms to accelerate its execution.

As for future work, we are interested in finding other function classes that are (agnostic) PAC learnable in (approximate) Nash equilibrium computing problem. Besides, it remains an open question to design a more efficient hypothesis class to approximate Nash equilibrium for bimatrix games.

References

- [1] Stephanie Allen, John P Dickerson, and Steven A Gabriel. Using inverse optimization to learn cost functions in generalized nash games. *arXiv preprint arXiv:2102.12415*, 2021.
- [2] Sanjeev Arora, Elad Hazan, and Satyen Kale. The multiplicative weights update method: a meta-algorithm and applications. *Theory of Computing*, 8(1):121–164, 2012.
- [3] Peter Auer, Nicolo Cesa-Bianchi, Yoav Freund, and Robert E Schapire. Gambling in a rigged casino: The adversarial multi-armed bandit problem. In *Proceedings of IEEE 36th Annual Foundations of Computer Science*, pages 322–331. IEEE, 1995.
- [4] Dimitris Bertsimas, Vishal Gupta, and Ioannis Ch Paschalidis. Data-driven estimation in equilibrium using inverse optimization. *Mathematical Programming*, 153(2):595–633, 2015.

- [5] Hartwig Bosse, Jaroslaw Byrka, and Evangelos Markakis. New algorithms for approximate nash equilibria in bimatrix games. In *International Workshop on Web and Internet Economics*, pages 17–29. Springer, 2007.
- [6] Nicolo Cesa-Bianchi and Gábor Lugosi. *Prediction, learning, and games*. Cambridge university press, 2006.
- [7] Xi Chen, Xiaotie Deng, and Shang-Hua Teng. Settling the complexity of computing two-player nash equilibria. *Journal of the ACM (JACM)*, 56(3):1–57, 2009.
- [8] Zhaohua Chen, Xiaotie Deng, Wenhan Huang, Hanyu Li, and Yuhao Li. On tightness of the tsaknakis-spirakis algorithm for approximate nash equilibrium. *arXiv preprint arXiv:2107.01471*, 2021.
- [9] Vincent Conitzer. Approximation guarantees for fictitious play. In *2009 47th Annual Allerton Conference on Communication, Control, and Computing (Allerton)*, pages 636–643. IEEE, 2009.
- [10] Artur Czumaj, Argyrios Deligkas, Michail Fasoulakis, John Fearnley, Marcin Jurdziński, and Rahul Savani. Distributed methods for computing approximate equilibria. *Algorithmica*, 81(3):1205–1231, 2019.
- [11] Constantinos Daskalakis, Aranyak Mehta, and Christos Papadimitriou. Progress in approximate nash equilibria. In *Proceedings of the 8th ACM Conference on Electronic Commerce*, pages 355–358, 2007.
- [12] Constantinos Daskalakis, Aranyak Mehta, and Christos Papadimitriou. A note on approximate nash equilibria. *Theoretical Computer Science*, 410(17):1581–1588, 2009.
- [13] Xiaotie Deng, Yuhao Li, David Henry Mguni, Jun Wang, and Yaodong Yang. On the complexity of computing markov perfect equilibrium in general-sum stochastic games. *arXiv preprint arXiv:2109.01795*, 2021.
- [14] Le Cong Dinh, Yaodong Yang, Zheng Tian, Nicolas Perez Nieves, Oliver Slumbers, David Henry Mguni, Haitham Bou Ammar, and Jun Wang. Online double oracle. *arxiv preprint arxiv:2103.07780*, 2021.
- [15] John Fearnley, Tobenna Peter Igwe, and Rahul Savani. An empirical study of finding approximate equilibria in bimatrix games. In *International Symposium on Experimental Algorithms*, pages 339–351. Springer, 2015.
- [16] Filiberto Fele and Kostas Margellos. Probably approximately correct nash equilibrium learning. *IEEE Transactions on Automatic Control*, 2020.
- [17] Xidong Feng, Oliver Slumbers, Yaodong Yang, Ziyu Wan, Bo Liu, Stephen McAleer, Ying Wen, and Jun Wang. Discovering multi-agent auto-curricula in two-player zero-sum games. *arXiv preprint arXiv:2106.02745*, 2021.

- [18] Sergiu Hart and Andreu Mas-Colell. A simple adaptive procedure leading to correlated equilibrium. *Econometrica*, 68(5):1127–1150, 2000.
- [19] Howard Heaton, Daniel McKenzie, Qiuwei Li, Samy Wu Fung, Stanley Osher, and Wotao Yin. Learn to predict equilibria via fixed point networks. *arXiv preprint arXiv:2106.00906*, 2021.
- [20] Spyros C Kontogiannis, Panagiota N Panagopoulou, and Paul G Spirakis. Polynomial algorithms for approximating nash equilibria of bimatrix games. In *International Workshop on Internet and Network Economics*, pages 286–296. Springer, 2006.
- [21] Spyros C Kontogiannis and Paul G Spirakis. Efficient algorithms for constant well supported approximate equilibria in bimatrix games. In *International Colloquium on Automata, Languages, and Programming*, pages 595–606. Springer, 2007.
- [22] Marc Lanctot, Vinicius Zambaldi, Audrunas Gruslys, Angeliki Lazaridou, Karl Tuyls, Julien Pérolat, David Silver, and Thore Graepel. A unified game-theoretic approach to multiagent reinforcement learning. *arXiv preprint arXiv:1711.00832*, 2017.
- [23] C. Ling, Fei Fang, and J. Z. Kolter. What game are we playing? end-to-end learning in normal and extensive form games. In *IJCAI*, 2018.
- [24] Chun Kai Ling, Fei Fang, and J Zico Kolter. Large scale learning of agent rationality in two-player zero-sum games. In *Proceedings of the AAAI Conference on Artificial Intelligence*, volume 33, pages 6104–6111, 2019.
- [25] Edward Lockhart, Marc Lanctot, Julien Pérolat, Jean-Baptiste Lespiau, Dustin Morrill, Finbarr Timbers, and Karl Tuyls. Computing approximate equilibria in sequential adversarial games by exploitability descent. In Sarit Kraus, editor, *IJCAI*, pages 464–470. ijcai.org, 2019.
- [26] Alberto Marchesi, Francesco Trovò, and Nicola Gatti. Learning probably approximately correct maximin strategies in simulation-based games with infinite strategy spaces. In *Proceedings of the 19th International Conference on Autonomous Agents and MultiAgent Systems*, pages 834–842, 2020.
- [27] H Brendan McMahan, Geoffrey J Gordon, and Avrim Blum. Planning in the presence of cost functions controlled by an adversary. In *Proceedings of the 20th International Conference on Machine Learning (ICML-03)*, pages 536–543, 2003.
- [28] Dov Monderer and Lloyd S Shapley. Fictitious play property for games with identical interests. *Journal of economic theory*, 68(1):258–265, 1996.
- [29] Roger B Myerson. Nash equilibrium and the history of economic theory. *Journal of Economic Literature*, 37(3):1067–1082, 1999.

- [30] John F Nash et al. Equilibrium points in n-person games. *Proceedings of the national academy of sciences*, 36(1):48–49, 1950.
- [31] Eugene Nudelman, Jennifer Wortman, Yoav Shoham, and Kevin Leyton-Brown. Run the gamut: A comprehensive approach to evaluating game-theoretic algorithms. In *AAMAS*, volume 4, pages 880–887, 2004.
- [32] Nicolas Perez-Nieves, Yaodong Yang, Oliver Slumbers, David H Mguni, Ying Wen, and Jun Wang. Modelling behavioural diversity for learning in open-ended games. In *International Conference on Machine Learning*, pages 8514–8524. PMLR, 2021.
- [33] Peter Schuster and Karl Sigmund. Replicator dynamics. *Journal of theoretical biology*, 100(3):533–538, 1983.
- [34] Shai Shalev-Shwartz and Shai Ben-David. *Understanding machine learning: From theory to algorithms*. Cambridge university press, 2014.
- [35] Haralampos Tsaknakis and Paul G Spirakis. An optimization approach for approximate nash equilibria. In *International Workshop on Web and Internet Economics*, pages 42–56. Springer, 2007.
- [36] Karl Tuyls, Julien Perolat, Marc Lanctot, Edward Hughes, Richard Everett, Joel Z Leibo, Csaba Szepesvári, and Thore Graepel. Bounds and dynamics for empirical game theoretic analysis. *Autonomous Agents and Multi-Agent Systems*, 34(1):1–30, 2020.
- [37] Adrian Vetta. Nash equilibria in competitive societies, with applications to facility location, traffic routing and auctions. In *The 43rd Annual IEEE Symposium on Foundations of Computer Science, 2002. Proceedings.*, pages 416–425. IEEE, 2002.
- [38] Enrique Areyan Viqueira, Cyrus Cousins, Eli Upfal, and Amy Greenwald. Learning equilibria of simulation-based games. *arXiv preprint arXiv:1905.13379*, 2019.
- [39] Nikos Vlassis. A concise introduction to multiagent systems and distributed artificial intelligence. *Synthesis Lectures on Artificial Intelligence and Machine Learning*, 1(1):1–71, 2007.
- [40] Yaodong Yang and Jun Wang. An overview of multi-agent reinforcement learning from game theoretical perspective. *arXiv preprint arXiv:2011.00583*, 2020.
- [41] Jing Zhang and Ioannis Ch Paschalidis. Data-driven estimation of travel latency cost functions via inverse optimization in multi-class transportation networks. In *2017 IEEE 56th Annual Conference on Decision and Control (CDC)*, pages 6295–6300. IEEE, 2017.

Appendix

A Theoretical proof

A.1 Proof of Lemma 5.1

Proof of Lemma 5.1. For each player $i \in N$,

$$\begin{aligned}
u_i(\sigma) &= \sum_{a \in A} u_i(a) \sigma(a) \\
&\leq \sum_{a \in A} u_i(a) \prod_{j=1}^n (x_j(a_j) + \|\sigma - x\|_\infty) \\
&\leq u_i(x) + |A| \sum_{k=1}^n \binom{n}{k} \|\sigma - x\|_\infty \\
&\leq u_i(x) + |A| 2^n \|\sigma - x\|_\infty
\end{aligned} \tag{13}$$

Denote $D := |A| 2^n$. Similarly, we can derive

$$\begin{aligned}
u_i(x) &\leq u_i(\sigma) + D \|\sigma - x\|_\infty \\
u_i(a_i, \sigma_{-i}) &\leq u_i(a_i, x_{-i}) + D \|\sigma - x\|_\infty \\
u_i(a_i, x_{-i}) &\leq u_i(a_i, \sigma_{-i}) + D \|\sigma - x\|_\infty
\end{aligned} \tag{14}$$

Therefore, for each player $i \in N, \forall a_i \in A_i$, we have

$$\begin{aligned}
u_i(a_i, \sigma_{-i}) &\leq u_i(a_i, x_{-i}) + D \|\sigma - x\|_\infty \\
&\leq u_i(x) + \text{NASHAPPRO}(x, u) + D \|\sigma - x\|_\infty \\
&\leq u_i(\sigma) + \text{NASHAPPRO}(x, u) + 2D \|\sigma - x\|_\infty
\end{aligned} \tag{15}$$

Define $L_A := 2D = 2^{n+1}|A|$ then we get

$$\begin{aligned}
\text{NASHAPPRO}(\sigma, u) &:= \max_{i \in N} \max_{a_i \in A_i} [u_i(a_i, \sigma_{-i}) - u_i(\sigma)] \\
&\leq \text{NASHAPPRO}(x, v) + L_A \|\sigma - x\|_\infty
\end{aligned} \tag{16}$$

And in the same way we have

$$\text{NASHAPPRO}(x, u) \leq \text{NASHAPPRO}(\sigma, v) + L_A \|\sigma - x\|_\infty \tag{17}$$

Then we finish the proof. \square

A.2 Proof of Lemma 5.2

Proof of Lemma 5.2. $\forall u, v \in U, \forall \sigma \in \Delta A_1 \times A_2 \times \cdots \times A_n, \forall i \in N, \forall a_i \in A_i$, we have

$$\begin{aligned}
u_i(a_i, \sigma_{-i}) &= v_i(a_i, \sigma_{-i}) + (u_i(a_i, \sigma_{-i}) - v_i(a_i, \sigma_{-i})) \\
&\leq v_i(a_i, \sigma_{-i}) + \|u - v\|_{\max}, \\
&\leq v_i(\sigma) + \text{NASHAPPRO}(\sigma, v) + \|u - v\|_{\max}, \\
&\leq u_i(\sigma) + \text{NASHAPPRO}(\sigma, v) + 2\|u - v\|_{\max}
\end{aligned} \tag{18}$$

Therefore,

$$\begin{aligned} \text{NASHAPPRO}(\sigma, u) &= \max_{i \in N, a_i \in A_i} [u_i(a_i, \sigma_{-i}) - u_i(\sigma)] \\ &\leq \text{NASHAPPRO}(\sigma, v) + 2\|u - v\|_{\max} \end{aligned} \quad (19)$$

Similarly, we can derive $\text{NASHAPPRO}(\sigma, v) \leq \text{NASHAPPRO}(\sigma, u) + 2\|u - v\|_{\max}$ and we finish the proof. \square

A.3 Proof of Lemma 5.3

Proof of Lemma 5.3. Denote $L_N := 2 + L_A L_{\mathcal{H}}$.

Using Lemma 5.1 and Lemma 5.2,

$$\begin{aligned} &|\text{NASHAPPRO}(h(u), u) - \text{NASHAPPRO}(h(v), v)| \\ &\leq |\text{NASHAPPRO}(h(u), u) - \text{NASHAPPRO}(h(u), v)| \\ &\quad + |\text{NASHAPPRO}(h(u), v) - \text{NASHAPPRO}(h(v), v)| \\ &\leq 2\|u - v\|_{\max} + L_A \|h(u) - h(v)\|_{\infty} \\ &\leq 2\|u - v\|_{\max} + L_A L_{\mathcal{H}} \|u - v\|_{\max} \\ &\leq (2 + L_A L_{\mathcal{H}}) \|u - v\|_{\max} \\ &= L_N \|u - v\|_{\max} \end{aligned} \quad (20)$$

\square

A.4 Proof of Lemma 5.4

The main ideas of the proof is to construct an auxiliary finite hypothesis space by constructing a cover set over U .

$\forall \epsilon_1 > 0$, we can construct a cover set T with $|T| = (\frac{1}{\epsilon_1})^{n|A|}$. T contains all the utility matrices whose values are the multiplier of ϵ_1 . Therefore, $\forall v \in U, \exists u \in T, s.t. \|u - v\|_{\max} \leq \epsilon_1$.

Given the cover set T and a real number $\nu > 0$, we are going to construct the finite hypothesis space \mathcal{H}_{ν} . First we need the definition of pseudo strategy.

Definition A.1 (Pseudo Strategy). *A pseudo strategy x_i for player $i \in N$ satisfies:*

1. $\forall a_i \in A_i, x_i(a_i) \in [0, 1]$
2. $\sum_{a_i \in A_i} x_i(a_i) \leq 1$. *This is the only difference from strategy.*

We use $\Delta' A_i$ to represent the set of all the possible pseudo strategy for player i .

Then we can construct the finite hypothesis space \mathcal{H}_{ν} ,

Definition A.2 (Hypothesis space \mathcal{H}_{ν}). *We define hypothesis space \mathcal{H}_{ν} as all the hypothesis h defined on U and satisfies the following condition:*

1. $\forall u \in U, h(u) \in \Delta' A_1 \times \Delta' A_2 \times \cdots \times \Delta' A_n$

2. $\forall u \in U, \forall i \in N, \forall a_i \in A_i, h(u)_i(a_i)$ is a multiplier of ν
3. $\forall v \in U, h(v) = h(u_T(v))$, where $u_T(v) := \arg \min_{u \in T} \|u - v\|_{\max}$ is the nearest utility matrix $u \in T$ to v .

From the definition of \mathcal{H}_ν , we can easily derive $|\mathcal{H}_\nu| \leq (\frac{1}{\nu})^{|T| \sum_{i \in N} |A_i|} = (\frac{1}{\nu})^{(\frac{1}{\epsilon_1})^{n|A|} \sum_{i \in N} |A_i|}$

We can also extend the definition of Nash approximation value to the pseudo strategy. Formally,

$$\text{NASHAPPRO}(x, u) := \max_{i \in N} \max_{x'_i \in \Delta'_{A_i}} [u_i(x'_i, x_{-i}) - u_i(x)] \quad (21)$$

Obviously we have $\text{NASHAPPRO}(x, u) \in [0, 1]$ for pseudo strategy profile x .

Lemma 5.1 still holds for pseudo strategy.

Corollary A.1. *For normal-form game $\Gamma_u = (N, A, u)$, for pseudo strategy profile σ and pseudo strategy profile x , there is a constant $L_A > 0$ (the same as in Lemma 5.1) such that*

$$|\text{NASHAPPRO}(\sigma, u) - \text{NASHAPPRO}(x, u)| \leq L_A \|\sigma - x\|_\infty \quad (22)$$

Then, we return to the original hypothesis space \mathcal{H} . For predictor $h \in \mathcal{H}$, there exist $\hat{h} \in \mathcal{H}_\nu$ such that $\forall u \in T, \|h(u) - \hat{h}(u)\|_\infty \leq \nu$. Consider the Nash approximation value of h and \hat{h} , we have:

Corollary A.2. $\forall v \in U, \forall h \in \mathcal{H}$, we have

$$\begin{aligned} & |\text{NASHAPPRO}(h(v), v) - \text{NASHAPPRO}(\hat{h}(v), v)| \\ & \leq L_A L_{\mathcal{H}} \epsilon_1 + L_A \nu \end{aligned} \quad (23)$$

Proof.

$$\begin{aligned} & |\text{NASHAPPRO}(h(v), v) - \text{NASHAPPRO}(\hat{h}(v), v)| \\ & \leq L_A \|h(v) - \hat{h}(v)\|_\infty \\ & = L_A \|h(v) - \hat{h}(u_T(v))\|_\infty \\ & \quad (\text{Definition A.2}) \\ & \leq L_A \|h(v) - h(u_T(v))\|_\infty + L_A \|h(u_T(v)) - \hat{h}(u_T(v))\|_\infty \\ & \leq L_A L_{\mathcal{H}} \epsilon_1 + L_A \nu \end{aligned} \quad (24)$$

□

Proof of Lemma 5.4. $\forall \epsilon \in (0, 1)$, we construct cover set T with $\epsilon_1 = \frac{\epsilon}{6L_A L_{\mathcal{H}}}$ and

finite hypothesis \mathcal{H}_ν with $\nu = \frac{\epsilon}{6L_A}$, then we get

$$\begin{aligned}
& \mathbb{P}_{S \sim \mathcal{D}^m} \left[\forall h \in \mathcal{H}, \left| L_S(h) - L_{\mathcal{D}}(h) \right| > \epsilon \right] \\
& \leq \mathbb{P}_{S \sim \mathcal{D}^m} \left[\forall h \in \mathcal{H}, \left| L_S(h) - L_S(\hat{h}) \right| \right. \\
& \quad \left. + \left| L_S(\hat{h}) - L_{\mathcal{D}}(\hat{h}) \right| + \left| L_{\mathcal{D}}(\hat{h}) - L_{\mathcal{D}}(h) \right| > \epsilon \right] \\
& \leq \mathbb{P}_{S \sim \mathcal{D}^m} \left[\forall h \in \mathcal{H}, \left| L_S(\hat{h}) - L_{\mathcal{D}}(\hat{h}) \right| > \epsilon - \frac{1}{3}\epsilon - \frac{1}{3}\epsilon \right] \\
& \quad (\text{Corollary A.2}) \\
& \leq \mathbb{P}_{S \sim \mathcal{D}^m} \left[\forall h \in \mathcal{H}_\nu, \left| L_S(h) - L_{\mathcal{D}}(h) \right| > \frac{1}{3}\epsilon \right] \\
& \leq |\mathcal{H}_\nu| \mathbb{P}_{S \sim \mathcal{D}^m} \left[\left| L_S(h) - L_{\mathcal{D}}(h) \right| > \frac{1}{3}\epsilon \right] \\
& \leq 2|\mathcal{H}_\nu| \exp\left(-\frac{2}{9}m\epsilon^2\right) \\
& \quad (\text{Hoeffding Inequality})
\end{aligned} \tag{25}$$

Define

$$\begin{aligned}
m_{\mathcal{H}}^{UC}(\epsilon, \delta) &:= \frac{9}{2\epsilon^2} \left(\ln \frac{2}{\delta} + \left(\frac{6L_AL_{\mathcal{H}}}{\epsilon} \right)^{n|A|} \sum_{i \in N} |A_i| \ln \frac{6L_A}{\epsilon} \right) \\
&= \Omega(\text{polynomial}(\frac{1}{\epsilon}, \ln \frac{1}{\delta}))
\end{aligned} \tag{26}$$

When $m \geq m_{\mathcal{H}}^{UC}(\epsilon, \delta)$, according to Equation 25, we have

$$\mathbb{P}_{S \sim \mathcal{D}^m} \left[\forall h \in \mathcal{H}, \left| L_S(h) - L_{\mathcal{D}}(h) \right| > \epsilon \right] < \delta \tag{27}$$

□

A.5 Proof of Theorem 5.1

Proof of Theorem 5.1. Denote $h_S = \mathcal{A}(S)$. According to Lemma 5.4, when $m \geq m_{\mathcal{H}}^{UC}(\epsilon/2, \delta) =: m_{\mathcal{H}}(\epsilon, \delta) = \Omega(\text{polynomial}(\ln \frac{1}{\epsilon}, \frac{1}{\delta}))$, with probability at least $1 - \delta$ the training set S ,

$$\begin{aligned}
& \mathbb{E}_{v \sim \mathcal{D}} [\text{NASHAPPRO}(h_S(v), v)] \\
& \leq \frac{1}{m} \sum_{u \in S} \text{NASHAPPRO}(h_S(u), u) + \frac{\epsilon}{2} \\
& \leq \frac{1}{m} \sum_{u \in S} \text{NASHAPPRO}(h^*(u), u) + \frac{\epsilon}{2} \\
& \leq \mathbb{E}_{v \sim \mathcal{D}} [\text{NASHAPPRO}(h^*(v), v)] + \frac{\epsilon}{2} + \frac{\epsilon}{2} \\
& = \mathbb{E}_{v \sim \mathcal{D}} [\text{NASHAPPRO}(h^*(v), v)] + \epsilon
\end{aligned} \tag{28}$$

□

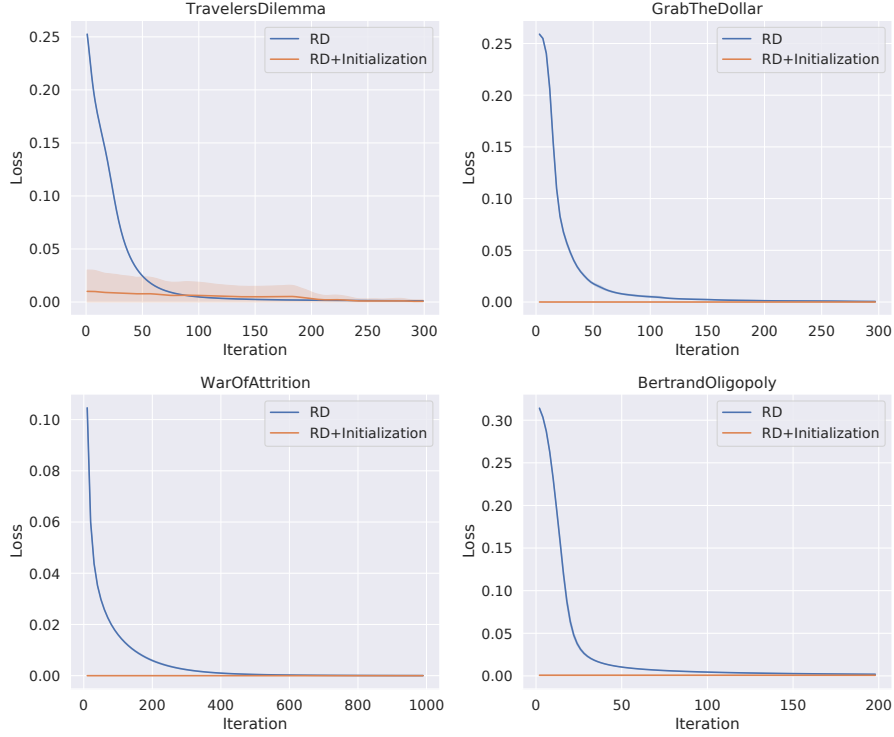


Figure 3: Experiment result of initializing replicator dynamics. ‘RD’ means replicator dynamics starting from random policy. ‘RD+Initialization’ represents replicator dynamics with the outputs of the Nash predictor as initializing points. Each experiment is run by 5 different random seeds. The average results and the 95% confidence interval are shown.

B Additional Experiments

B.1 Initialize Replicator Dynamics

We use the output solution of the trained predictor as the starting point for replicator dynamics. We present the experiment results for the remaining 4 game classes.

As shown in Figure 3, replicator dynamics with initialization always start with a lower Nash approximation loss. It also converges faster than the original version, which initializes with random strategy. Different from the result in MajorityVoting, in these game classes both versions of replicator dynamics converge to the solution with similar Nash approximation loss.