

Learning Dynamical System for Grasping Motion

Xiao Gao, Miao Li and Xiaohui Xiao

Abstract—Dynamical System has been widely used for encoding trajectories from human demonstration, which has the inherent adaptability to dynamically changing environments and robustness to perturbations. In this paper we propose a framework to learn a dynamical system that couples position and orientation based on a diffeomorphism. Different from other methods, it can realise the synchronization between position and orientation during the whole trajectory. Online grasping experiments are carried out to prove its effectiveness and online adaptability.

Index Terms—Imitation learning, Dynamical System, Diffeomorphism, Grasping motion

I. INTRODUCTION

Generating robot motion is one of the most important parts in robotics. Imitation learning [1] can be adopted to encode human demonstrations and transfer skills to robots, which offer a convenient way for robot motion planning. In this paper, we focus on the time-invariant dynamical system, which can be robust to temporal and spatial perturbation and can adapt to dynamically changing environments.

Many dynamical systems for reaching movements have been proposed based on imitation learning, which encode human demonstration trajectories as a nonlinear system $\dot{x} = f(x)$, where x is the robot state and \dot{x} is its velocity. In order to make sure any initial point in the system can converge to the only attractor (equilibrium point), Khansari *et al.* [2] proposed the Stable Estimator of Dynamical System (SEDS) algorithm to learn a global asymptotically stable DS. They used a quadratic Lyapunov function as constraints when learning SEDS by Gaussian mixture models. Due to the Lyapunov function, SEDS can only generate contractive motion. To overcome this problem and represent more complex motion, many different methods were proposed [3]–[7].

However, when it comes to Cartesian (task) space motion planning, the above methods only considered position information and ignored orientation modeling. The orientation of the robot end-effector was constant in most DS papers, or it was generated by interpolation, which means that the position and orientation are not synchronous.

In our previous paper [8], a diffeomorphism¹ was proposed to mapping the pose between two spaces. Inspired by Perin’s work [6], in this paper, we propose a coupled DS to realise the synchronization between position and orientation. Two diffeomorphisms are applied on complex demonstration

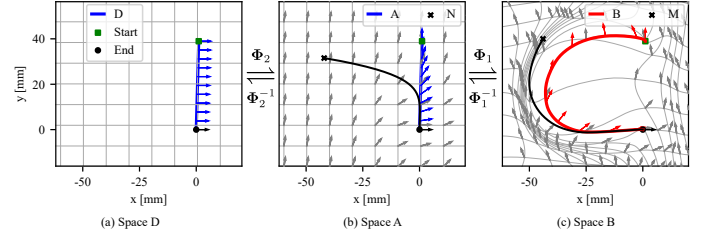


Fig. 1: Two diffeomorphisms for pose mappings

trajectories to receive simple trajectories in latent spaces. Then a global asymptotically stable DS is designed to encode pose trajectories in one latent space, which is mapped back to the original demonstration for generating the required DS. Our main contribution is as follows:

- 1) a framework for the coupled DS with synchronization between position and orientation;
- 2) guarantee of the global asymptotically stability for the coupled DS;
- 3) inherent robustness and adaptability for both position and orientation.

II. METHOD

Assuming that there is a human demonstration trajectory $B = \{x'_i, q'_i\}_{i=1}^N$, which is plotted in Fig. 1(c) as red the curve for position and red arrows (x-axis direction) for orientation. Here we use quaternion representation. The end pose of trajectory B is as $0, q_I$, also as the attractor. $q_I = [1, 0, 0, 0]^T$ is the identity quaternion. A simple trajectory A in space A (Fig. 1(b)) is generated by a linear interpolation of the start point of B as:

$$A = \{x_i, q_i\}_{i=1}^N = \{tx'_1, q_1^t\}, t = \frac{N-i}{N-1} (i = 1, 2, \dots, N), \quad (1)$$

Blue arrows in Fig. 1(b) show the orientation of A . In Fig. 1(c), trajectory $D = \{x_i, q_I\}_{i=1}^N$, where the position is the same as A and orientation is constant at identity quaternion.

Based on our previous diffeomorphic mapping framework for motion mapping [8], and set an arbitrary pose $N = \{x, q\}$ in space A, we build a diffeomorphism Φ_1 between the space A and B to map the trajectory A to B , and another diffeomorphism Φ_2 between the space D and A to map the trajectory D to A . The two diffeomorphisms are as follows:

$$\Phi_1 : \begin{cases} x' = h_1(x), \\ q' = g_1(x) * q, \end{cases} \quad \Phi_2 : \begin{cases} x = h_2(x_D) = x_D, \\ q = g_2(x_D) * q_I = g_2(x), \end{cases} \quad (2)$$

This work was supported by National Key R&D Program of China (2018YFB2100903). (Corresponding author: Xiaohui Xiao.)

Hubei Key Laboratory of Waterjet Theory and New Technology, Wuhan University, 430072 Wuhan, China (xiaogao@whu.edu.cn, miao.li@whu.edu.cn, xhxiao@whu.edu.cn).

¹A diffeomorphism is an invertible and continuously differentiable function




Fig. 2: Snapshots of dynamical grasping

where $(\mathbf{x}_D, \mathbf{q}_I)$ is the corresponding pose of $\Phi_2^{-1}(\mathbf{x}, \mathbf{q})$, and $\mathbf{g}_1(\mathbf{x}), \mathbf{g}_2(\mathbf{x}) \in \mathcal{S}^3$ are unit quaternions, and also functions of position \mathbf{x} .

To visualize the two diffeomorphisms, we set equal-spaced grid points in space D (gray lines in Fig. 1(a)), with identify quaternions. Under the two diffeomorphisms Φ_1 and Φ_2 , grid points are distorted in the space A and B, where when grid points are close to trajectories \mathbf{A} or \mathbf{B} , the orientations of the points are also close to the corresponding orientation direction (Fig. 1(b)–(c)).

The position DS in space A is as:

$$\dot{\mathbf{x}} = \mathbf{f}_1(\mathbf{x}) = \gamma_1(\mathbf{x})\mathbf{P}\mathbf{x}, \gamma_1(\mathbf{x}) > 0. \quad (3)$$

where the symmetric negative definite matrix \mathbf{P} is designed based on \mathbf{A} . $\gamma_1(\mathbf{x})$ is to adjust the velocity. For orientation, we set the angular velocity as:

$$\boldsymbol{\omega} = \gamma_2(\mathbf{q})\beta \log(\mathbf{q} * \bar{\mathbf{g}}_2(\mathbf{x})) + \boldsymbol{\omega}_r, \gamma_2(\mathbf{q}) > 0, \beta < 0 \quad (4a)$$

$$\boldsymbol{\omega}_r = -2\mathbf{q} * \frac{\partial \bar{\mathbf{g}}_2(\mathbf{x})}{\partial \mathbf{x}} \dot{\mathbf{x}} * \mathbf{g}_2(\mathbf{x}) * \bar{\mathbf{q}} \quad (4b)$$

which includes a feedback term and a feedforward term. The goal is to track the desired orientation $\mathbf{g}_2(\mathbf{x})$. So, the angular velocity $\boldsymbol{\omega}$ is a function of current position \mathbf{x} and orientation \mathbf{q} . The stability can be proved by the quadratic Lyapunov functions for both position and orientation. Finally, we can use the diffeomorphism Φ_1 to compute the coupled DS in space B.

III. EXPERIMENTS

Experimental setup is shown in Fig. 2. Six markers of Vicon motion tracking system are attached on a bottle. The goal is to grasp it with the UR5e robot and the Robotiq 85 gripper. The coupled DS is generated by the method in Section II.

Fig. 2 shows the snapshots of the experiments². The robot/bottle position and orientation are plotted in Fig. 3 and 4. We can see that the robot pose was tracking the pose of the bottle, while the pose of bottle was changing due to the movements of the user's right hand. When $t = 28-31$ s (Fig. 2(c)), a disturbance was applied on the robot by the user's left hand. The robot can also moved to the desired grasping pose.

IV. CONCLUSION

In this paper, we propose a framework of coupled DS for the generation of linear velocity and angular velocity synchronously. The dynamical grasping experiments show that

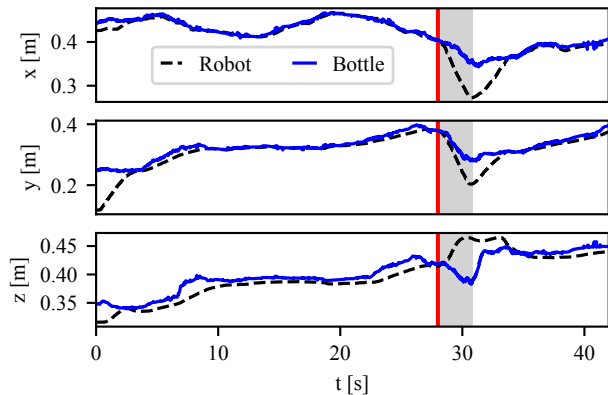


Fig. 3: Position of the robot and bottle

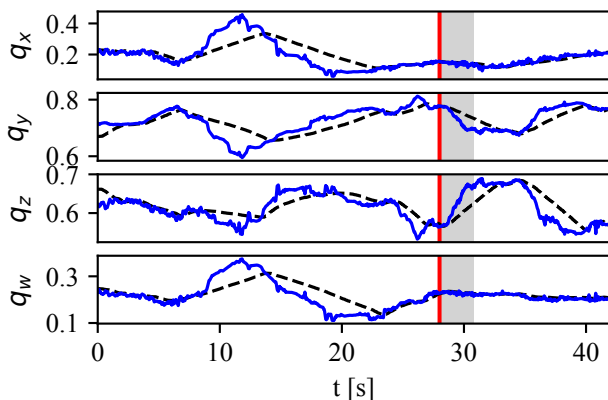


Fig. 4: Orientations of the robot and bottle

it can adapt to dynamical environments and can be robust to perturbations.

REFERENCES

- [1] H. Ravichandar, A. S. Polydoros, S. Chernova, and A. Billard, "Recent Advances in Robot Learning from Demonstration," *Annual Review of Control, Robotics, and Autonomous Systems*, vol. 3, no. 1, pp. 297–330, 2020.
- [2] S. M. Khansari-Zadeh and A. Billard, "Learning stable nonlinear dynamical systems with gaussian mixture models," *IEEE Transactions on Robotics*, vol. 27, no. 5, pp. 943–957, 2011.
- [3] —, "Learning control Lyapunov function to ensure stability of dynamical system-based robot reaching motions," *Robotics and Autonomous Systems*, vol. 62, no. 6, pp. 752–765, 2014.
- [4] A. Lemme, K. Neumann, R. F. Reinhart, and J. J. Steil, "Neural learning of vector fields for encoding stable dynamical systems," *Neurocomputing*, vol. 141, pp. 3–14, 2014.
- [5] K. Neumann and J. J. Steil, "Learning robot motions with stable dynamical systems under diffeomorphic transformations," *Robotics and Autonomous Systems*, vol. 70, pp. 1–15, 2015.
- [6] N. Perrin and P. Schlehuber-Caussier, "Fast diffeomorphic matching to learn globally asymptotically stable nonlinear dynamical systems," *Systems & Control Letters*, vol. 96, pp. 51–59, 2016.
- [7] J. Urain, M. Ginesi, D. Tateo, and J. Peters, "Imitationflow: Learning deep stable stochastic dynamic systems by normalizing flows," in *Proc. IEEE/RSJ Intl Conf. on Intelligent Robots and Systems (IROS)*, 2020, pp. 5231–5237.
- [8] X. Gao, J. Silvério, E. Pignat, S. Calinon, M. Li, and X. Xiao, "Motion mappings for continuous bilateral teleoperation," *IEEE Robotics and Automation Letters (RA-L)*, vol. 6, no. 3, pp. 5048–5055, 2021.

²The video can be found here <https://youtu.be/-V4i8vManVQ>.