

Multirate partially explicit scheme for multiscale flow problems

Wing Tat Leung ^{*}

Yating Wang [†]

May 25, 2022

Abstract

For time-dependent problems with high-contrast multiscale coefficients, the time step size for explicit methods is affected by the magnitude of the coefficient parameter. With a suitable construction of multiscale space, one can achieve a stable temporal splitting scheme where the time step size is independent of the contrast [15]. Consider the parabolic equation with heterogeneous diffusion parameter, the flow rates vary significantly in different regions due to the high-contrast features of the diffusivity. In this work, we aim to introduce a multirate partially explicit splitting scheme to achieve efficient simulation with the desired accuracy. We first design multiscale subspaces to handle flow with different speed. For the fast flow, we obtain a low-dimensional subspace with respect to the high-diffusive component and adopt an implicit time discretization scheme. The other multiscale subspace will take care of the slow flow, and the corresponding degrees of freedom are treated explicitly. Then a multirate time stepping is introduced for the two parts. The stability of the multirate methods is analyzed for the partially explicit scheme. Moreover, we derive local error estimators corresponding to the two components of the solutions and provide an upper bound of the errors. An adaptive local temporal refinement framework is then proposed to achieve higher computational efficiency. Several numerical tests are presented to demonstrate the performance of the proposed method.

1 Introduction

Modeling of flow and transport in complicated porous media in various physical and engineering applications encounters problems with multiscale features. In particular, the properties of the underlying media, such as thermal diffusivity or hydraulic conductivity, have values across different magnitudes. This poses challenges in the numerical simulation since the high contrast feature of the heterogeneous media introduces stiffness for the system. In terms of temporal discretization, the time-stepping depending on the magnitude of the multiscale coefficient is needed for explicit schemes. For the spatial discretization, many multiscale methods [27, 25, 10, 22, 5, 20] are introduced to handle the issue. The multiscale model reduction methods include both local [22, 2, 1, 4, 21] and global [26, 7, 9, 8] approaches to reduce computational expenses. The idea is to construct reduced order models to approximate the full fine-scale model and achieve efficient computation. Among these methodologies, the family of generalized multiscale finite element methods (GMsFEM) [20, 13, 16, 17] are proposed to effectively address multiscale problem with high-contrast parameters. It first formulates some local problems on coarse grid regions to get snapshot basis that can capture the heterogeneous properties, and then designs appropriate

^{*}Department of Mathematics, University of California, Irvine, Irvine, CA 92697, USA (wtleung@uci.edu)

[†]Department of Mathematics, The University of Hong Kong, Pokfulam Road, Hong Kong SAR, China (ytwang@hku.hk)

spectral problems to get important modes in the snapshot space. The GMSFEM approach share some similarities with multi-continuum methods. The basis functions can recognize the high-contrast features such as channels that need to be represented individually. The convergence of the GMSFEM depends on the eigenvalue decay, and the small eigenvalues correspond to the high permeable channels.

To construct multiscale basis such that the convergence of the method is independent of the contrast and linearly decreases with respect to mesh size under suitable assumptions, the constraint energy minimizing GMSFEM (CEM-GMSFEM) was initiated [14, 11]. This approach begins with a suitable choice of auxiliary space, where some local spectral problems in coarse blocks are solved. The auxiliary space includes the minimal number of basis functions to identify the essential information of the channelized media. Then it will be used to compute the solutions of constraint energy minimizing problem in some oversampling coarse regions to handle the non-decaying property. The resulting localized solutions form the multiscale space.

To adapt the CEM-GMSFEM for flow-based upscaling, the nonlocal multicontinuum upscaling method (NLMC) [12] is proposed by modifying the above framework. The idea is to use simplified auxiliary space by assuming that each separate fracture network within a coarse grid block is known. The auxiliary basis are piecewise constants corresponding to fracture networks and matrix, which are called continua. Then the local problems are formulated for each continuum by minimizing the local energy subject to appropriate constraints. This construction returns localized basis functions which can automatically identify each continuum. Further, due to the property of the NLMC basis, this approach will provide non-local transmissibilities which describe the transfer among coarse blocks in an oversampled region and among different continua.

Consider the time-dependent problem with high-contrast coefficients, there have been various approaches to handle multiscale stiff systems [3, 6, 23, 24]. Recently, a temporal splitting method is combined with the spatial multiscale method [15] to produce a contrast-independent partially explicit time discretization scheme. It splits the solution of the problem into two subspaces which can be computed using implicit and explicit methods, instead of splitting the operator of the equation directly based on physics [32, 33, 34, 28, 29]. The multiscale subspaces are carefully constructed. The dominant basis functions stem from CEM-GMSFEM which have very few degrees of freedom and are treated implicitly. The additional space as a complement will be treated explicitly. It was shown that with the designed spaces, the proposed implicit-explicit scheme is unconditionally stable in the sense that the time step size is independent of the contrast. Following a similar idea in [15], in this work, we will propose a multirate time-stepping method for the multiscale flow problem.

Multirate time integration method has been studied extensively for the flow problems [18, 19, 30, 31]. Based on different splittings of the target equation, multiple time stepping are utilized in different parts of the spatial domain according to computational cost or complexity of the physics.

In this paper, we integrate the multirate approach with multiscale space construction. Due to the high contrast property of the coefficients, the solutions pass through different regions of the porous medium with different speeds in the flow problem. Different from the previous approach [15], where the multiscale basis functions are formulated for dominant features and missing information, we propose to design multiscale spaces to handle the fast and slow components of the slow separately. We use the simplified auxiliary space containing piecewise constant functions as in the NLMC framework. We only keep the basis representing the high-diffusive component in the first space and adopt an implicit time discretization scheme. The second space consists of bases representing the remaining component, it will take care of the slow flow and the corresponding degrees of freedom are solved explicitly. Next, we introduce a multirate

approach where different time step sizes are employed in the partially explicit splitting scheme, such that different parts of the solution are sought with time steps in line with the dynamics. We start with a coarse step size for both equations and refine local coarse time blocks based on some error estimators. With a finer discretization, the accuracy of the approximation can be improved. We analyze the stability of the multirate methods for all four cases when we use coarse or fine time step size alternatively for the implicit and explicit parts of the splitting scheme. It shows that the scheme is stable as long as the coarse time step size satisfies some suitable conditions independent of the contrast. Moreover, we propose an adaptive algorithm for the implicit-explicit scheme by deriving error estimators based on the residuals. The two error estimators corresponding to the two components of the solutions can provide an upper bound of the errors. Compared with uniform refinement, an adaptive refining algorithm can enhance the efficiency significantly. Several numerical examples are presented to demonstrate the effectiveness of the proposed adaptive method.

The paper is organized as follows. In Section 2, we describe the problem setup and the partially explicit scheme. The construction of the multiscale spaces is discussed in Section 3. In Section 4, the multirate method is presented, the subsection 4.1 is devoted to the stability analysis and the subsection 4.3 presents the adaptive algorithm. Numerical tests are shown in Section 5. A conclusion is drawn in Section 6.

2 Problem Setup

Consider the parabolic equation

$$\begin{aligned} \frac{du}{dt} - \nabla \cdot (\kappa \nabla u) &= f & \text{on } \Omega \times (0, T] \\ u &= 0 & \text{on } \partial\Omega \times (0, T] \\ u &= u_0 & \text{on } \partial\Omega \times \{0\} \end{aligned}$$

where $\kappa \in L^\infty(\Omega)$ is a heterogeneous coefficient with high contrast, that is, the value of the conductivity/permeability in different regions of κ can differ in magnitudes.

For a finite element space $V \subset H_0^1(\Omega)$, the discretization in space leads to seeking $u(t, \cdot) \in V$ such that

$$\begin{aligned} \frac{d}{dt}(u, v) + a(u, v) &= (f, v), \quad \forall v \in V, \quad t \in (0, T] \\ u(0, \cdot) &= u_0 \end{aligned}$$

where $a(u, v) = \int_{\Omega} \kappa \nabla u \cdot \nabla v$.

Now consider a coarse spatial partition \mathcal{T}_H of the computational domain Ω , we will construct suitable multiscale basis functions on \mathcal{T}_H and form a multiscale space V_H which is an approximation of the finite element space. Let τ be the time step size. The discretization in the space V_H with implicit backward Euler scheme in time reads

$$\left(\frac{u_H^{k+1} - u_H^k}{\tau}, v \right) + a(u_H^{k+1}, v) = (f^{k+1}, v), \quad \forall v \in V_H \quad (1)$$

where $N = \frac{T}{\tau}$ is the number of time steps, and $u_H^k = u_H(t_k)$. It is well-known that this implicit scheme is unconditionally stable.

Suppose the multiscale space V_H can be decomposed into two subspaces

$$V_H = V_{H,1} + V_{H,2},$$

then a partial explicit temporal splitting scheme [15] is to find $u_{H,1}^k \in V_{H,1}$ and $u_{H,2}^k \in V_{H,2}$, for all k satisfying

$$\left(\frac{u_{H,1}^{k+1} - u_{H,1}^k}{\tau}, v_1 \right) + \left(\frac{u_{H,2}^k - u_{H,2}^{k-1}}{\tau}, v_1 \right) + a(u_{H,1}^{k+1} + u_{H,2}^k, v_1) = (f^{k+1}, v_1), \quad (2)$$

$$\begin{aligned} \left(\frac{u_{H,2}^{k+1} - u_{H,2}^k}{\tau}, v_2 \right) + \left(\frac{u_{H,1}^k - u_{H,1}^{k-1}}{\tau}, v_2 \right) + a((1-\omega)u_{H,1}^k + \omega u_{H,1}^{k+1} + u_{H,2}^k, v_2) \\ = (f^{k+1}, v_2), \end{aligned} \quad (3)$$

$\forall v_1 \in V_{H,1}, \forall v_2 \in V_{H,2}$, where $\omega \in [0, 1]$ is a customized parameter. In the case $\omega = 0$, the two equations are decoupled, and can be solved simultaneously. In the case $\omega = 1$, the second equation depends on the solution $u_{H,1}^{k+1}$, thus the two equations will be solved sequentially.

The solution at time step $n+1$ will be $u_H^{n+1} = u_{H,1}^{n+1} + u_{H,2}^{n+1}$. It was shown in [15] that under appropriate choices of the multiscale spaces $V_{H,1}$ and $V_{H,2}$, the above implicit-explicit scheme resulted from the temporal splitting method for multiscale problems are stable with time step independent of contrast. In [15], the dimension of $V_{H,1}$ is low and it contains some dominant multiscale basis functions, the second space $V_{H,2}$ includes additional bases representing the missing information. In this paper, we will construct multiscale spaces corresponding to different time scales, where the fast and slow parts of the solution are treated separately.

3 Construction of multiscale spaces

In this section, we will present the construction of multiscale spaces.

3.1 Multiscale basis for $V_{H,1}$

We will first discuss the basis construction for $V_{H,1}$ based on the constraint energy minimizing GMsFEM (CEM-GMsFEM) [14] and the nonlocal multicontinuum method (NLMC)[12].

To start with, we introduce some notations for the fine and coarse discretization of the computational domain Ω . Let \mathcal{T}^H be a coarse partition with mesh size H , and \mathcal{T}^h be a conforming refinement of \mathcal{T}^H with mesh size h , where $0 < h \ll H < 1$. Denote by $\{K_i\}$ ($i = 1, \dots, N$) the set of coarse blocks in \mathcal{T}^H , and K_i^+ is an oversampled region with respect to each K_i , where the oversampling part contains a few layers of coarse blocks neighboring K_i . Let $V(K_i)$ be the restriction of $V = H_0^1(\Omega)$ on K_i .

Under the framework of CEM-GMsFEM, one first constructs an auxiliary space. Consider the spectral problem

$$a_i(\phi_{\text{aux},k}^{(i)}, v) = \lambda_k^i s_i(\phi_{\text{aux},k}^{(i)}, v), \quad \forall v \in V(K_i), \quad (4)$$

where λ_k^i and $\phi_{\text{aux},k}^{(i)} \in V(K_i)$ are corresponding eigenpairs, and

$$a_i(u, v) = \int_{K_i} \nabla u \cdot \nabla v, \quad s_i(u, v) = \int_{K_i} \tilde{\kappa} u v,$$

with $\tilde{\kappa} = \sum_j \kappa |\nabla \chi_j|^2$, and $\nabla \chi_j$ denotes the multiscale partition of unity function. Upon solving the spectral problem, we arrange the eigenvalues of (4) in an ascending order, and select the first l_i eigenfunctions to form the auxiliary basis functions. Define $V_{\text{aux}}^{(i)} := \text{span}\{\phi_{\text{aux},k}^{(i)}, 1 \leq k \leq l_i\}$, where $1 \leq i \leq N_c$ and N_c is the number of coarse elements. The global auxiliary space

$V_{\text{aux}} = \bigoplus_i V_{\text{aux}}^{(i)}$. We note that the auxiliary space needs to be chosen appropriately in order to get good approximation results. That is, the first few basis functions corresponding to small eigenvalues (representing all the channels) have to be included in the space.

Define a projection operator $\pi_i : L^2(K_i) \mapsto V_{\text{aux}}^{(i)}$ satisfying

$$\pi_i(u) = \sum_{k=1}^{l_i} \frac{s_i(u, \phi_{\text{aux},k}^{(i)})}{s_i(\phi_{\text{aux},k}^{(i)}, \phi_{\text{aux},k}^{(i)})} \phi_{\text{aux},k}^{(i)}, \quad \forall u \in V.$$

Then we let $\pi : L^2(\Omega) \mapsto V_{\text{aux}}$, and $\pi = \sum_{i=1}^N \pi_i$. Define the null space of π to be \tilde{V} :

$$\tilde{V} = \{v \in V \mid \pi(v) = 0\}.$$

Let the global basis $\psi_{\text{glo},j}^{(i)}$ be the solution of the optimization problem

$$\begin{aligned} \psi_{\text{glo},j}^{(i)} = \operatorname{argmin} \{ & a(v, v) \mid v \in V_0(K_i^+), s(v, \phi_{\text{aux},k}^{(i)}) = 1 \\ & \text{and } s(v, \phi_{\text{aux},k'}^{(i')}) = 0 \quad \forall i' \neq i, k' \neq k \}. \end{aligned}$$

Define $V_{\text{glo}} = \operatorname{span}\{\psi_{\text{glo},j}^{(i)}, 1 \leq i \leq N_c, 1 \leq j \leq l_i\}$. It can be seen that V_{glo} is a -orthogonal to \tilde{V} , that is

$$a(\psi_{\text{glo},j}^{(i)}, v) = 0; \quad \forall v \in \tilde{V}.$$

Then the CEM multiscale basis $\psi_{\text{cem},j}^{(i)}$ is a localization of $\psi_{\text{glo},j}^{(i)}$, and are also computed using the auxiliary space $V_{\text{aux}}^{(i)}$. The idea is to solve the constraint energy minimization problem in a localized region K_i^+

$$\begin{aligned} a(\psi_{\text{cem},j}^{(i)}, w) + s(w, \mu_j^{(i)}) &= 0, \quad \forall w \in V(K_i^+), \\ s(\psi_{\text{cem},j}^{(i)}, \nu) &= s(\phi_{\text{aux},j}^{(i)}, \nu), \quad \forall \nu \in V_{\text{aux}}^{(\ell)}, \end{aligned} \tag{5}$$

where $\phi_{\text{aux},j}^{(i)} \in V_{\text{aux}}^{(i)}$ is an auxiliary basis.

The multiscale space is then $V_{\text{cem}} := \operatorname{span}\{\psi_{\text{cem},j}^{(i)}, 1 \leq j \leq l_i, 1 \leq i \leq N_c\}$, it is an approximation to the global space V_{glo} .

Note that the construction of CEM basis which we have presented here is general and can handle complex heterogeneous permeability field κ with high contrast. In a fractured media where the media configurations are explicitly known, here the assumption is valid in many real applications, we can consider the simplified construction.

The domain Ω for the media with fracture networks can be represented as follows

$$\Omega = \Omega_m \bigoplus_{l=1}^s d_l \Omega_{f,l}$$

where the subscripts m and f denote the matrix and fractures correspondingly. In the fracture regions $\Omega_{f,l}$, the scalar d_l denotes the aperture, and s is the number of discrete fracture networks. The permeabilities of matrix and fractures usually have high contrast.

In this setting, some simplified auxiliary basis can be adopted, the constraint energy minimizing basis can be constructed via NLMC [12] and the resulting basis functions which can separate the continua such as matrix and fracture automatically. To be specific, for a given coarse block,

we use constants for each separate fracture network, and then a constant for the matrix for the simplified auxiliary space.

Consider an oversampled region K_i^+ , for a coarse element $K_j \subset K_i^+$, let $\mathcal{F}_j = \{f_n^{(j)} | f_n^{(j)} = \Omega_{f,l} \cap K_j \neq \emptyset, \forall l = 1, \dots, s\}$ be the set of discrete fractures, and m_j be the number of elements in \mathcal{F}_j . The NLMC basis $\psi_m^{(i)}$ are obtained by solving the following localized constraint energy minimizing problem on the fine grid

$$\begin{aligned} a(\psi_m^{(i)}, v) + \sum_{K_j \subset K_i^+} \left(\mu_0^{(j)} \int_{K_j} v + \sum_{1 \leq n \leq m_j} \mu_n^{(j)} \int_{f_n^{(j)}} v \right) &= 0, \quad \forall v \in V_0(K_i^+), \\ \int_{K_j} \psi_m^{(i)} &= \delta_{ij} \delta_{m0}, \quad \forall K_j \subset K_i^+, \\ \int_{f_n^{(j)}} \psi_m^{(i)} &= \delta_{ij} \delta_{mn}, \quad \forall f_n^{(j)} \in \mathcal{F}_j, \forall K_j \subset K_i^+. \end{aligned} \quad (6)$$

We remark that the resulting basis separates the matrix and fractures automatically, and have spatial decay property. The NLMC basis for fractured media is then $\{\psi_m^{(i)}, 0 \leq m \leq m_i, 1 \leq i \leq N_c\}$.

We denote the the average of the NLMC basis representing the fractures by

$$\bar{\psi} := \frac{1}{L} \sum_{i=1}^{N_c} \sum_{m=1}^{m_i} \psi_m^{(i)} \quad (7)$$

, where $L = \sum_{i=1}^N m_i$. Note that in this double summation, the subscript m starts from 1, which indicates the basis functions corresponding to the matrix are not included here. Let $\tilde{\psi}_m^{(i)} = \psi_m^{(i)} - \frac{s(\psi_m^{(i)}, \bar{\psi})}{s(\bar{\psi}, \bar{\psi})} \bar{\psi}$. To simplify the notation, we omit the double scripts in $\tilde{\psi}_m^{(i)}$ and denote the set of basis by $\{\tilde{\psi}_k, k = 1, \dots, L\}$

Finally, we define the space $V_{H,1}$ as follows:

$$V_{H,1} = \text{span}\{\tilde{\psi}_k, \quad 1 \leq k \leq L-1\}, \quad (8)$$

where we take away the last basis to remove linear dependency. We remark that, $V_{H,1}$ contains basis representing the high contrast regions only. The basis functions corresponding to the matrix and the basis ϕ will be included in the second subspace in the following section.

3.2 Multiscale basis for $V_{H,2}$

In this section, we will present basis construction for $V_{H,2}$. We first include $\{\psi_0^{(i)}, 1 \leq i \leq N_c\}$ which are computed from equations (6), and the average basis obtained from equation (7) in $V_{H,2}$. Additionally, we can also conduct some spectral decomposition in the local coarse region ω_i to construct more basis corresponding to the information in the non-high-contrast regions. Here ω_i be a coarse neighborhood with respect to the i -th coarse node. The basis in the spaces needs to satisfy the stability condition (16) and (20). The additional basis are obtained through finding the eigenvalues $\eta_k^{(i)} \in \mathbb{R}$ and corresponding eigenfunctions $\mathbf{z}_k^{(i)} \in V_0(\omega_i) \cap \tilde{V}$ from the spectral problem

$$\int_{\omega_i} \kappa \nabla \mathbf{z}_k^{(i)} \cdot \nabla v = \frac{\eta_k^{(i)}}{H^2} \int_{\omega_i} \mathbf{z}_k^{(i)} v \quad (9)$$

for all $v \in V_0(\omega_i) \cap \tilde{V}$.

Again, rearranging eigenvalues in an ascending order, and select the first M_i eigenfunctions correspondingly, we get

$$\{\mathbf{z}_k^{(i)}, \quad 0 \leq k \leq L_i, 1 \leq i \leq N\}.$$

The space $V_{H,2}$ is then defined to be

$$V_{H,2} = \text{span}\{\psi_0^{(i)}, \bar{\psi}, \mathbf{z}_k^{(i)}, \quad 0 \leq k \leq L_i, 1 \leq i \leq N\}. \quad (10)$$

We remark that, for simplicity, we only use $\{\psi_0^{(i)}, \bar{\psi}, \quad 0 \leq k \leq L_i, 1 \leq i \leq N\}$ for the second space in our numerical examples.

4 Multirate time stepping for partially explicit scheme

Based on the multiscale spaces constructed in Section 3, we introduce a multirate time stepping partially explicit temporal splitting scheme. Consider the coarse time step size ΔT and fine time step size Δt , where $\Delta T = m\Delta t$. Denote by the fine partition of the time domain $(0, T]$ by

$$0 = t_0 < t_1 < \cdots < t_{N-1} = T.$$

The coarse partition of the time domain $(0, T]$ is formed by

$$0 = T_0 < T_1 < \cdots < T_{(N-1)/m} = T.$$

Further, we write each coarse time interval $(T_k, T_{k+1}] = \cup_{j=n_k}^{n_{k+1}-1} (t_j, t_{j+1}]$ where $n_k = km$.

The multirate scheme is then defined as follows. For each coarse interval $(T_k, T_{k+1}]$, we are seeking for $u^{n_{k+1}} = u_1^{n_{k+1}} + u_2^{n_{k+1}}$ with a given $u^{n_k} = u_1^{n_k} + u_2^{n_k}$, such that u^{k+1} defined in one of the following four cases which are using coarse time step size in both (2) and (3) (coarse-coarse), using coarse time step size in (2) and using fine time step size in (3) (coarse-fine), using coarse time step size in (2) and using fine time step size in (3) (fine-coarse), using fine time step size in (2) and using fine time step size in both (2) and (3) (fine-fine).

Case 1 (coarse-coarse): Coarse time step size for (2), coarse time step size for (3). That is, take $\tau = \Delta T$ in both equations, let $\bar{u}_{H,1}^{n_{k+1}} = (1 - \omega)u_{H,1}^{n_k} + \omega u_{H,1}^{n_{k+1}}$:

$$\begin{aligned} \left(\frac{u_{H,1}^{n_{k+1}} - u_{H,1}^{n_k}}{\Delta T}, v_1 \right) + \left(\frac{u_{H,2}^{n_k} - u_{H,2}^{n_{k-1}}}{\Delta T}, v_1 \right) + a(u_{H,1}^{n_{k+1}} + u_{H,2}^{n_k}, v_1) &= 0, \\ \left(\frac{u_{H,2}^{n_{k+1}} - u_{H,2}^{n_k}}{\Delta T}, v_2 \right) + \left(\frac{u_{H,1}^{n_k} - u_{H,1}^{n_{k-1}}}{\Delta T}, v_2 \right) + a(\bar{u}_{H,1}^{n_{k+1}} + u_{H,2}^{n_k}, v_2) &= 0, \end{aligned} \quad (11)$$

$\forall v_1 \in V_{H,1}, \forall v_2 \in V_{H,2}$.

Case 2 (coarse-fine): Coarse time step size for (2), fine time step size for (3), let $\bar{u}_{H,1}^{n_{k+1}} = (1 - \omega)u_{H,1}^{n_k} + \omega u_{H,1}^{n_{k+1}}$:

$$\begin{aligned} \left(\frac{u_{H,1}^{n_{k+1}} - u_{H,1}^{n_k}}{\Delta T}, v_1 \right) + \left(\frac{u_{H,2}^{n_k} - u_{H,2}^{n_{k-1}}}{\Delta T}, v_1 \right) + a(u_{H,1}^{n_{k+1}} + u_{H,2}^{n_k}, v_1) &= 0, \\ \left(\frac{u_{H,2}^{n_{k+1}} - u_{H,2}^{n_k}}{\Delta t}, v_2 \right) + \left(\frac{u_{H,1}^{n_k} - u_{H,1}^{n_{k-1}}}{\Delta T}, v_2 \right) + a(\bar{u}_{H,1}^{n_{k+1}} + u_{H,2}^{n_k}, v_2) &= 0, \end{aligned} \quad (12)$$

$\forall v_1 \in V_{H,1}, \forall v_2 \in V_{H,2}$, and for $n = n_k, n_k + 1, \dots, n_{k+1} - 1$.

Case 3 (fine-coarse): Fine time step size for (2), coarse time step size for (3)

$$\begin{aligned} \left(\frac{u_{H,1}^{n+1} - u_{H,1}^n}{\Delta t}, v_1 \right) + \left(\frac{u_{H,2}^{n_k} - u_{H,2}^{n_k-1}}{\Delta T}, v_1 \right) + a(u_{H,1}^{n+1} + u_{H,2}^{n_k}, v_1) &= 0, \\ \left(\frac{u_{H,2}^{n_k+1} - u_{H,2}^{n_k}}{\Delta T}, v_2 \right) + \left(\frac{u_{H,1}^{n_k} - u_{H,1}^{n_k-1}}{\Delta T}, v_2 \right) + a(\bar{u}_{H,1}^{n_k+1} + u_{H,2}^{n_k}, v_2) &= 0, \end{aligned} \quad (13)$$

$\forall v_1 \in V_{H,1}, \forall v_2 \in V_{H,2}$, and for $n = n_k, n_k + 1, \dots, n_{k+1} - 1$.

Case 4 (fine-fine): Fine time step for (2), fine time step for (3). That is, take $\tau = \Delta t$ in both equations, let $\bar{u}_{H,1}^{n+1} = (1 - \omega)u_{H,1}^n + \omega u_{H,1}^{n+1}$:

$$\begin{aligned} \left(\frac{u_{H,1}^{n+1} - u_{H,1}^n}{\Delta t}, v_1 \right) + \left(\frac{u_{H,2}^n - u_{H,2}^{n-1}}{\Delta T}, v_1 \right) + a(u_{H,1}^{n+1} + u_{H,2}^n, v_1) &= 0, \\ \left(\frac{u_{H,2}^{n+1} - u_{H,2}^n}{\Delta T}, v_2 \right) + \left(\frac{u_{H,1}^n - u_{H,1}^{n-1}}{\Delta T}, v_2 \right) + a(\bar{u}_{H,1}^{n+1} + u_{H,2}^n, v_2) &= 0, \end{aligned} \quad (14)$$

$\forall v_1 \in V_{H,1}, \forall v_2 \in V_{H,2}$, and for $n = n_k, n_k + 1, \dots, n_{k+1} - 1$

We remark that $u_{H,i}^n$ may not be defined in some of the fine time steps. In this case, we use the linear interpolation of the nearest two coarse time step solutions $u_{H,i}^{n_k+1}, u_{H,i}^{n_k}$ to define intermediate time step solutions $u_{H,i}^n$ for $n_k < n < n_{k+1}$.

4.1 Stability for different cases

Consider a coarse time block $(T_k, T_{k+1}]$, the stability of the multirate method for the above mentioned four cases is proved in this subsection.

Let γ be a constant such that

$$\gamma = \sup_{v_1 \in V_{H,1}, v_2 \in V_{H,2}} \frac{(v_1, v_2)}{\|v_1\| \|v_2\|} < 1 \quad (15)$$

For case 1 and case 4 defined in section 4.3, following a similar proof in [15], the partially explicit scheme (2)-(3) is stable if

$$\tau \sup_{v \in V_{H,2}} \frac{\|v\|_a^2}{\|v\|^2} \leq \frac{1 - \gamma^2}{2 - \omega},$$

and $\tau = \Delta T$ for case 1, $\tau = \Delta t$ for case 4.

We will show the stability for case 2 and 3 in the following.

4.1.1 Stability for case 2

Use the coarse time step for $u_{H,1}$ and use the fine time step for $u_{H,2}$,

Lemma 1. *The multirate partially explicit scheme in (12) satisfies the stability estimate*

$$\frac{\gamma^2 \Delta T}{2} \sum_{j=1}^2 \left\| \frac{u_{H,j}^{n_k+1} - u_{H,j}^{n_k}}{\Delta T} \right\|^2 + \frac{1}{2} \|u_{H,j}^{n_k+1}\|_a^2 \leq \frac{\gamma^2 \Delta T}{2} \sum_{j=1}^2 \left\| \frac{u_{H,j}^{n_k} - u_{H,j}^{n_k-1}}{\Delta T} \right\|^2 + \frac{1}{2} \|u_{H,j}^{n_k}\|_a^2.$$

if

$$\Delta T \sup_{v \in V_{H,2}} \frac{\|v\|_a^2}{\|v\|^2} \leq \frac{(1-\gamma^2)m}{m+1-m\omega}. \quad (16)$$

Proof. The equations in (12) can be written as

$$\left(u_{H,1}^{n_{k+1}} - u_{H,1}^{n_k} + u_{H,2}^{n_k} - u_{H,2}^{n_{k-1}}, v_1\right) = -\Delta T a(u_{H,1}^{n_{k+1}} + u_{H,2}^{n_k}, v_1), \quad (17)$$

$$\left(m(u_{H,2}^{n_{k+1}} - u_{H,2}^{n_k}) + u_{H,1}^{n_k} - u_{H,1}^{n_{k-1}}, v_2\right) = -\Delta T a((1-\omega)u_{H,1}^{n_k} + \omega u_{H,1}^{n_{k+1}} + u_{H,2}^{n_k}, v_2). \quad (18)$$

Take $v_1 = u_{H,1}^{n_{k+1}} - u_{H,1}^{n_k}$ in (17), take $v_2 = u_{H,2}^{n_{k+1}} - u_{H,2}^{n_k}$ in (18) and sum over $n = n_k, n_k + 1, \dots, n_{k+1} - 1$. Then for the left hand side of (17), we get

$$\begin{aligned} & \left(u_{H,1}^{n_{k+1}} - u_{H,1}^{n_k} + u_{H,2}^{n_k} - u_{H,2}^{n_{k-1}}, u_{H,1}^{n_{k+1}} - u_{H,1}^{n_k}\right) \\ & \geq \|u_{H,1}^{n_{k+1}} - u_{H,1}^{n_k}\|^2 - \gamma \|u_{H,2}^{n_k} - u_{H,2}^{n_{k-1}}\| \|u_{H,1}^{n_{k+1}} - u_{H,1}^{n_k}\| \\ & \geq \frac{1}{2} \|u_{H,1}^{n_{k+1}} - u_{H,1}^{n_k}\|^2 - \frac{\gamma^2}{2} \|u_{H,2}^{n_k} - u_{H,2}^{n_{k-1}}\|^2 \end{aligned}$$

For the left hand side of (18), we have

$$\begin{aligned} & \sum_{n=n_k}^{n_{k+1}-1} \left(m(u_{H,2}^{n+1} - u_{H,2}^n) + u_{H,1}^n - u_{H,1}^{n-1}, u_{H,2}^{n+1} - u_{H,2}^n\right) \\ & \geq \sum_{n=n_k}^{n_{k+1}-1} \|m(u_{H,2}^{n+1} - u_{H,2}^n)\|^2 - \frac{\gamma^2}{2} \|u_{H,1}^{n+1} - u_{H,1}^n\|^2 - \frac{1}{2} \|u_{H,2}^n - u_{H,2}^{n-1}\|^2 \\ & \geq \frac{m}{2} \sum_{n=n_k}^{n_{k+1}-1} \|u_{H,2}^{n+1} - u_{H,2}^n\|^2 - \frac{\gamma^2}{2} \|u_{H,1}^{n_{k+1}} - u_{H,1}^{n_k}\|^2 \end{aligned}$$

$$\text{since } -\frac{1}{2} \|u_{H,2}^{n_k} - u_{H,2}^{n_{k-1}}\|^2 \geq -\frac{m}{2} \sum_{n=n_k}^{n_{k+1}-1} \|u_{H,2}^{n+1} - u_{H,2}^n\|^2.$$

Sum up the right hand side of (17) and (18), we have

$$\begin{aligned} & -\Delta T a(u_{H,1}^{n_{k+1}} + u_{H,2}^{n_k}, u_{H,1}^{n_{k+1}} - u_{H,1}^{n_k}) - (1-\omega)\Delta T a(u_{H,1}^{n_k}, u_{H,2}^{n_{k+1}} - u_{H,2}^{n_k}) \\ & -\omega\Delta T a(u_{H,1}^{n_{k+1}}, u_{H,2}^{n_{k+1}} - u_{H,2}^{n_k}) - \Delta T \sum_{n=n_k}^{n_{k+1}-1} (u_{H,2}^n, u_{H,2}^{n+1} - u_{H,2}^n) \\ & = -\Delta T a(u_{H,1}^{n_{k+1}}, u_{H,1}^{n_{k+1}} - u_{H,1}^{n_k}) + \Delta T a(u_{H,2}^{n_k}, u_{H,1}^{n_k}) - \Delta T a(u_{H,1}^{n_{k+1}}, u_{H,2}^{n_{k+1}}) \\ & + (1-\omega)\Delta T a(u_{H,1}^{n_{k+1}} - u_{H,1}^{n_k}, u_{H,2}^{n_{k+1}} - u_{H,2}^{n_k}) - \Delta T \sum_{n=n_k}^{n_{k+1}-1} (u_{H,2}^n, u_{H,2}^{n+1} - u_{H,2}^n) \\ & =: \text{RHS} \end{aligned} \quad (19)$$

Note that for the terms in RHS in the above inequalities, we have

$$\begin{aligned}
& -a(u_{H,1}^{n_{k+1}}, u_{H,1}^{n_{k+1}} - u_{H,1}^{n_k}) \leq -\frac{1}{2} \left(\|u_{H,1}^{n_{k+1}}\|_a^2 + \|u_{H,1}^{n_{k+1}} - u_{H,1}^{n_k}\|_a^2 - \|u_{H,1}^{n_k}\|_a^2 \right), \\
& \sum_{n=n_k}^{n_{k+1}-1} (u_{H,2}^n, u_{H,2}^{n+1} - u_{H,2}^n) \leq -\frac{1}{2} \sum_{n=n_k}^{n_{k+1}-1} \left(\|u_{H,2}^n\|_a^2 + \|u_{H,2}^{n+1} - u_{H,2}^n\|_a^2 - \|u_{H,2}^{n+1}\|_a^2 \right) \\
& \quad = -\frac{1}{2} \left(\|u_{H,2}^{n_k}\|_a^2 - \|u_{H,2}^{n_{k+1}}\|_a^2 + \sum_{n=n_k}^{n_{k+1}-1} \|u_{H,2}^{n+1} - u_{H,2}^n\|_a^2 \right), \\
& a(u_{H,1}^{n_{k+1}} - u_{H,1}^{n_k}, u_{H,2}^{n_{k+1}} - u_{H,2}^{n_k}) \leq \frac{1}{2} \left(\|u_{H,1}^{n_{k+1}} - u_{H,1}^{n_k}\|_a^2 + \|u_{H,2}^{n_{k+1}} - u_{H,2}^{n_k}\|_a^2 \right).
\end{aligned}$$

Substitute these into the left of (19) and regroup terms, we get

$$\begin{aligned}
\text{RHS} & \leq -\frac{\Delta T}{2} \|u_H^{n_{k+1}}\|_a^2 + \frac{\Delta T}{2} \|u_H^{n_k}\|_a^2 + \frac{\Delta T}{2} \sum_{n=n_k}^{n_{k+1}-1} \|u_{H,2}^{n+1} - u_{H,2}^n\|_a^2 \\
& \quad - \frac{\omega \Delta T}{2} \|u_{H,1}^{n_{k+1}} - u_{H,1}^{n_k}\|_a^2 + \frac{(1-\omega)\Delta T}{2} \|u_{H,2}^{n_{k+1}} - u_{H,2}^{n_k}\|_a^2.
\end{aligned}$$

Combine the results, we have

$$\begin{aligned}
& \frac{\gamma^2}{2} \sum_{j=1}^2 \|u_{H,j}^{n_{k+1}} - u_{H,j}^{n_k}\|^2 + \frac{1-\gamma^2}{2} \|u_{H,1}^{n_{k+1}} - u_{H,1}^{n_k}\|^2 + \frac{m(1-\gamma^2)}{2} \sum_{n=n_k}^{n_{k+1}-1} \|u_{H,2}^{n+1} - u_{H,2}^n\|^2 \\
& + \frac{\Delta T}{2} \|u_H^{n_{k+1}}\|_a^2 \leq \frac{\Delta T(m+1-m\omega)}{2} \sum_{n=n_k}^{n_{k+1}-1} \|u_{H,2}^{n+1} - u_{H,2}^n\|_a^2 + \frac{\Delta T}{2} \|u_H^{n_k}\|_a^2 \\
& + \frac{\gamma^2}{2} \sum_{j=1}^2 \|u_{H,j}^{n_k} - u_{H,j}^{n_{k-1}}\|^2
\end{aligned}$$

where we use the fact that $\|u_{H,2}^{n_{k+1}} - u_{H,2}^{n_k}\|_a^2 \leq m \sum_{n=n_k}^{n_{k+1}-1} \|u_{H,2}^{n+1} - u_{H,2}^n\|_a^2$.

As long as

$$\frac{\Delta T(m+1-m\omega)}{2} \sum_{n=n_k}^{n_{k+1}-1} \|u_{H,2}^{n+1} - u_{H,2}^n\|_a^2 \leq \frac{m(1-\gamma^2)}{2} \sum_{n=n_k}^{n_{k+1}-1} \|u_{H,2}^{n+1} - u_{H,2}^n\|^2$$

we have

$$\frac{\gamma^2}{2} \sum_{j=1}^2 \|u_{H,j}^{n_{k+1}} - u_{H,j}^{n_k}\|^2 + \frac{\Delta T}{2} \|u_H^{n_{k+1}}\|_a^2 \leq \frac{\gamma^2}{2} \sum_{j=1}^2 \|u_{H,j}^{n_k} - u_{H,j}^{n_{k-1}}\|^2 + \frac{\Delta T}{2} \|u_H^{n_k}\|_a^2.$$

Thus the stability condition is

$$\Delta T \sup_{v \in V_{H,2}} \frac{\|v\|_a^2}{\|v\|^2} \leq \frac{(1-\gamma^2)m}{m+1-m\omega}.$$

□

We remark that, the stability condition becomes $\Delta t \sup_{v \in V_{H,2}} \frac{\|v\|_a^2}{\|v\|^2} \leq (1-\gamma^2)$ if $\omega = 1$, which means we only need the fine time step size (for the explicit part) to satisfy the condition to ensure stability.

4.1.2 Stability for case 3

Lemma 2. *The multirate partially explicit scheme in (13) satisfies the stability estimate*

$$\frac{\gamma^2 \Delta T}{2} \sum_{j=1}^2 \left\| \frac{u_{H,j}^{n_{k+1}} - u_{H,j}^{n_k}}{\Delta T} \right\|^2 + \frac{1}{2} \|u_H^{n_{k+1}}\|_a^2 \leq \frac{\gamma^2 \Delta T}{2} \sum_{j=1}^2 \left\| \frac{u_{H,j}^{n_k} - u_{H,j}^{n_{k-1}}}{\Delta T} \right\|^2 + \frac{1}{2} \|u_H^{n_k}\|_a^2.$$

if

$$\Delta T \sup_{v \in V_{H,2}} \frac{\|v\|_a^2}{\|v\|^2} \leq \frac{(1 - \gamma^2)}{m - m\omega + 1}. \quad (20)$$

Proof. The equations in (13) can be written as

$$\left(m(u_{H,1}^{n+1} - u_{H,1}^n) + u_{H,2}^{n_k} - u_{H,2}^{n_{k-1}}, v_1 \right) = -\Delta T a(u_{H,1}^{n+1} + u_{H,2}^{n_k}, v_1), \quad (21)$$

$$\left(u_{H,2}^{n_{k+1}} - u_{H,2}^{n_k} + u_{H,1}^{n_k} - u_{H,1}^{n_{k-1}}, v_2 \right) = -\Delta T a((1 - \omega)u_{H,1}^{n_k} + \omega u_{H,1}^{n_{k+1}} + u_{H,2}^{n_k}, v_2), \quad (22)$$

Take $v_1 = u_{H,1}^{n+1} - u_{H,1}^n$ in (21) and sum over $n = n_k, n_k + 1, \dots, n_{k+1} - 1$, also take $v_2 = u_{H,2}^{n_{k+1}} - u_{H,2}^{n_k}$ in (22).

For the left hand side of (21), we have

$$\begin{aligned} & \sum_{n=n_k}^{n_{k+1}-1} \left(m(u_{H,1}^{n+1} - u_{H,1}^n) + u_{H,2}^{n_k} - u_{H,2}^{n_{k-1}}, u_{H,1}^{n+1} - u_{H,1}^n \right) \\ &= \sum_{n=n_k}^{n_{k+1}-1} m \|u_{H,1}^{n+1} - u_{H,1}^n\|^2 + \left(u_{H,2}^{n_k} - u_{H,2}^{n_{k-1}}, u_{H,1}^{n_{k+1}} - u_{H,1}^{n_k} \right) \\ &\geq \frac{1}{2} \|u_{H,1}^{n_{k+1}} - u_{H,1}^{n_k}\|^2 - \frac{\gamma^2}{2} \|u_{H,2}^{n_k} - u_{H,2}^{n_{k-1}}\|^2 \end{aligned}$$

For the left hand side of (22), we have

$$\left(u_{H,2}^{n_{k+1}} - u_{H,2}^{n_k} + u_{H,1}^{n_k} - u_{H,1}^{n_{k-1}}, u_{H,2}^{n_{k+1}} - u_{H,2}^{n_k} \right) \geq \frac{1}{2} \|u_{H,2}^{n_{k+1}} - u_{H,2}^{n_k}\|^2 - \frac{\gamma^2}{2} \|u_{H,1}^{n_k} - u_{H,1}^{n_{k-1}}\|^2$$

Sum up the right hand side of (21) and (22), we have

$$\begin{aligned} & -\Delta T \sum_{n=n_k}^{n_{k+1}-1} a(u_{H,1}^n, u_{H,1}^{n+1} - u_{H,1}^n) + (1 - \omega)\Delta T a(u_{H,1}^{n_{k+1}} - u_{H,1}^{n_k}, u_{H,2}^{n_{k+1}} - u_{H,2}^{n_k}) \\ & -\Delta T \left(a(u_{H,2}^{n_k}, u_{H,1}^{n_{k+1}} - u_{H,1}^{n_k}) - a(u_{H,1}^{n_{k+1}}, u_{H,2}^{n_{k+1}} - u_{H,2}^{n_k}) - a(u_{H,2}^{n_k}, u_{H,2}^{n_{k+1}} - u_{H,2}^{n_k}) \right) \\ &\leq -\frac{\Delta T}{2} \sum_{n=n_k}^{n_{k+1}-1} \|u_{H,1}^{n+1} - u_{H,1}^n\|_a^2 - \frac{\Delta T}{2} \|u_H^{n_{k+1}}\|_a^2 + \frac{\Delta T}{2} \|u_H^{n_k}\|_a^2 \\ & + \frac{(1 - \omega)\Delta T}{2m} \|u_{H,1}^{n_{k+1}} - u_{H,1}^{n_k}\|_a^2 + \frac{(m - m\omega + 1)\Delta T}{2} \|u_{H,2}^{n_{k+1}} - u_{H,2}^{n_k}\|_a^2 \\ &\leq -\frac{\omega\Delta T}{2} \sum_{n=n_k}^{n_{k+1}-1} \|u_{H,1}^{n+1} - u_{H,1}^n\|_a^2 - \frac{\Delta T}{2} \|u_H^{n_{k+1}}\|_a^2 \\ & + \frac{\Delta T}{2} \|u_H^{n_k}\|_a^2 + \frac{(m - m\omega + 1)\Delta T}{2} \|u_{H,2}^{n_{k+1}} - u_{H,2}^{n_k}\|_a^2 \\ &\leq -\frac{\Delta T}{2} \|u_H^{n_{k+1}}\|_a^2 + \frac{\Delta T}{2} \|u_H^{n_k}\|_a^2 + \frac{(m - m\omega + 1)\Delta T}{2} \|u_{H,2}^{n_{k+1}} - u_{H,2}^{n_k}\|_a^2. \end{aligned}$$

Combine the results, we have

$$\begin{aligned} & \frac{\gamma^2}{2} \sum_{i=1}^2 \|u_{H,i}^{n_{k+1}} - u_{H,i}^{n_k}\|^2 + \frac{1-\gamma^2}{2} \sum_{i=1}^2 \|u_{H,i}^{n_{k+1}} - u_{H,i}^{n_k}\|^2 + \frac{\Delta T}{2} \|u_H^{n_{k+1}}\|_a^2 \\ & \leq \frac{\gamma^2}{2} \sum_{i=1}^2 \|u_{H,i}^{n_k} - u_{H,i}^{n_{k-1}}\|^2 + \frac{\Delta T}{2} \|u_H^{n_k}\|_a^2 + \frac{(m-m\omega+1)\Delta T}{2} \|u_{H,2}^{n_{k+1}} - u_{H,2}^{n_k}\|_a^2 \end{aligned}$$

The stability estimate is then obtained by using the stability condition (20). \square

To this end, we formulate the main theorem as follows.

Theorem 4.1. *Let $0 = T_0 < T_1 < \dots < T_{(N-1)/m} = T$ be a coarse partition of the time domain $(0, T]$, and ΔT be the coarse time step size. Using the multirate time stepping in all coarse block $(T_k, T_{k+1}]$ ($k = 0, \dots, (N-1)/m - 1$), we will obtain a stable scheme if*

$$\Delta T \sup_{v \in V_{H,2}} \frac{\|v\|_a^2}{\|v\|^2} \leq (1 - \gamma^2)$$

for $\omega = 1$.

This result can be easily obtained by Lemma 1 and Lemma 2.

4.2 Adaptive multirate algorithm based on the residual

In this section, we will propose a new adaptive multirate algorithm to select a suitable time step size for the implicit-explicit scheme. The idea is to derive an error indicator based on residuals, the indicators will give an estimate of the errors if we use coarse time discretization for both equations in implicit-explicit scheme (2)-(3). Then one can adaptively refine the time step size for the part whose error is large. We first show the derivation of the error estimators, and then present our main adaptive algorithm. Let $U(t)$ be the piecewise linear function with $U(T^n) = u_H^n = u_{H,1}^n + u_{H,2}^n$ such that on $(T_n, T_{n+1}]$

$$U(t) = u_H^n + \frac{t - T_n}{\Delta T} (u_H^{n+1} - u_H^n),$$

and $F(t)$ be the piecewise constant such that on each time interval $(T_n, T_{n+1}]$, it is equal to the L^2 -projection of f^{n+1} onto the multiscale space V_H , i.e.

$$(F(t), v) = (f^{n+1}, v)$$

for all $v \in V$.

We introduce the space

$$X_n = L^2((T_n, T_{n+1}]; H^1(\Omega)) \cap H^1((T_n, T_{n+1}]; L^2(\Omega))$$

and define

$$\begin{aligned} (u, v)_{X_n} &= \int_{T_n}^{T_{n+1}} \left(\int_{\Omega} uv + \int_{\Omega} \kappa \nabla u \cdot \nabla v \right) dt, \\ \|v\|_{X_n} &= \left(\int_{T_n}^{T_{n+1}} (\|v\|^2 + \|v\|_a^2) dt \right)^{\frac{1}{2}}, \end{aligned}$$

where $\|v\|_a^2 = \|\kappa \nabla v\|^2$.

Define a constant γ_x depending on $V_{H,1}$ and $V_{H,2}$ as

$$\gamma_x = \sup_{v_1 \in V_{H,1}, v_2 \in V_{H,2}} \frac{(v_1, v_2)_{X_n}}{\|v_1\|_{X_n} \|v_2\|_{X_n}} < 1. \quad (23)$$

Let the residual be

$$(R(U(t)), v) = (f(t), v) - (U'(t), v) - a(U(t), v)$$

where $v(\cdot, t) \in V_H$, and $v = v_1 + v_2$ where $v_1(\cdot, t) \in V_{H,1}$ and $v_2(\cdot, t) \in V_{H,2}$. Let

$$\mathcal{R} = \sup_{v \in X_n, \|v\|_{X_n}=1} \int_{T_n}^{T_{n+1}} (R(U(t)), v) dt$$

be the dual norm of the residual, then we have the following estimates.

Theorem 4.2. *Define the following error indicators*

Type 1:

$$\begin{aligned} \eta_1^n &= \sqrt{\frac{\Delta T}{3}} (\|u_{H,1}^{n+1} - u_{H,1}^n\|_a + \alpha \|u_{H,2}^{n+1} - u_{H,2}^n\|_a) + \Delta T^{\frac{3}{2}} \|\partial_t^2 u_{H,2}^{n+1}\|, \\ \eta_2^n &= \alpha \sqrt{C_\omega \Delta T} \|u_{H,1}^{n+1} - u_{H,1}^n\|_a + \frac{\sqrt{\Delta T}}{3} \|u_{H,2}^{n+1} - u_{H,2}^n\|_a + \Delta T^{\frac{3}{2}} \|\partial_t^2 u_{H,1}^{n+1}\|. \end{aligned} \quad (24)$$

Type 2:

$$\begin{aligned} \eta_1^n &= \sqrt{\frac{\Delta T}{3}} (\alpha \|u_{H,1}^{n+1} - u_{H,1}^n\|_a + \|u_{H,2}^{n+1} - u_{H,2}^n\|_a) + \Delta T^{\frac{3}{2}} \|\partial_t^2 u_{H,2}^{n+1}\|_{a^*}, \\ \eta_2^n &= \alpha \sqrt{C_\omega \Delta T} \|u_{H,1}^{n+1} - u_{H,1}^n\|_a + \frac{\sqrt{\Delta T}}{3} \|u_{H,2}^{n+1} - u_{H,2}^n\|_a + \Delta T^{\frac{3}{2}} \|\partial_t^2 u_{H,1}^{n+1}\|_{a^*}. \end{aligned} \quad (25)$$

where $C_\omega = (\frac{1}{3} + \omega^2 - \omega)$, and $\alpha \geq \gamma$ is a constant.

Then there exists constant D_1, D_2 such that

$$\mathcal{R} \leq D_1 (1 - \gamma_x)^{-\frac{1}{2}} ((\eta_1^n)^2 + (\eta_2^n)^2)^{\frac{1}{2}} + D_2 \|f(t) - F(t)\|_{L^2((T_n, T_{n+1}], L^2(\Omega))} \quad (26)$$

Proof. By definition, we have

$$\begin{aligned} (R(U(t)), v) &= (f(t), v) - (f^{n+1}, v) - (U'(t), v) - a(U(t), v) \\ &+ \left(\frac{u_{H,1}^{n+1} - u_{H,1}^n}{\Delta T}, v_1 \right) + \left(\frac{u_{H,2}^n - u_{H,2}^{n-1}}{\Delta T}, v_1 \right) + a(u_{H,1}^{n+1} + u_{H,2}^n, v_1) \\ &+ \left(\frac{u_{H,2}^{n+1} - u_{H,2}^n}{\Delta T}, v_2 \right) + \left(\frac{u_{H,1}^n - u_{H,1}^{n-1}}{\Delta T}, v_2 \right) + a((1 - \omega)u_{H,1}^n + \omega u_{H,1}^{n+1} + u_{H,2}^n, v_2). \end{aligned}$$

By the definition of $U(t)$, we have $U'(t) = \frac{u_H^{n+1} - u_H^n}{\Delta T}$, then

$$\begin{aligned} (U'(t), v) &- \left(\frac{u_{H,1}^{n+1} - u_{H,1}^n}{\Delta T}, v_1 \right) - \left(\frac{u_{H,2}^{n+1} - u_{H,2}^n}{\Delta T}, v_2 \right) \\ &= \left(\frac{u_{H,1}^{n+1} - u_{H,1}^n}{\Delta T}, v_2 \right) + \left(\frac{u_{H,2}^{n+1} - u_{H,2}^n}{\Delta T}, v_1 \right). \end{aligned}$$

Further, we have

$$\begin{aligned}
u_{H,1}^{n+1} + u_{H,2}^n - U(t) &= \frac{T_{n+1} - t}{\Delta T} (u_{H,1}^{n+1} - u_{H,1}^n) - \frac{t - T_n}{\Delta T} (u_{H,2}^{n+1} - u_{H,2}^n), \\
(1 - \omega)u_{H,1}^n + \omega u_{H,1}^{n+1} + u_{H,2}^n - U(t) \\
&= (\omega - \frac{T_{n+1} - t}{\Delta T}) (u_{H,1}^{n+1} - u_{H,1}^n) - \frac{t - T_n}{\Delta T} (u_{H,2}^{n+1} - u_{H,2}^n).
\end{aligned}$$

Thus, we can write

$$(R(U(t)), v) = (f(t), v) - (f^{n+1}, v) + (R_1, v_1) + (R_2, v_2)$$

where

$$\begin{aligned}
(R_1, v_1) &= \frac{t_{n+1} - t}{\Delta T} a(u_{H,1}^{n+1} - u_{H,1}^n, v_1) - \frac{t - t_n}{\Delta T} a(u_{H,2}^{n+1} - u_{H,2}^n, v_1) \\
&\quad - \Delta T \left(\frac{u_{H,2}^{n+1} - 2u_{H,2}^n + u_{H,2}^{n-1}}{\Delta T^2}, v_1 \right) \\
(R_2, v_2) &= \left(\omega - \frac{t_{n+1} - t}{\Delta T} \right) a(u_{H,1}^{n+1} - u_{H,1}^n, v_2) - \frac{t - t_n}{\Delta T} a(u_{H,2}^{n+1} - u_{H,2}^n, v_2) \\
&\quad - \Delta T \left(\frac{u_{H,1}^{n+1} - 2u_{H,1}^n + u_{H,1}^{n-1}}{\Delta T^2}, v_2 \right).
\end{aligned}$$

Integrate from T_n to T_{n+1} , we get

$$\begin{aligned}
\int_{T_n}^{T_{n+1}} (R_1, v_1) dt &\leq C_1 \sqrt{\frac{\Delta T}{3}} (\|u_{H,1}^{n+1} - u_{H,1}^n\|_a \left(\int_{T_n}^{T_{n+1}} \|v_1\|_a^2 dt \right)^{\frac{1}{2}} \\
&\quad + C_2 \alpha \sqrt{\frac{\Delta T}{3}} (\|u_{H,2}^{n+1} - u_{H,2}^n\|_a \left(\int_{T_n}^{T_{n+1}} \|v_1\|_a^2 dt \right)^{\frac{1}{2}} + C_3 \Delta T^{\frac{3}{2}} E(\partial_t^2 u_{H,2}^{n+1}, v_1),
\end{aligned} \tag{27}$$

$$\begin{aligned}
\int_{T_n}^{T_{n+1}} (R_2, v_2) dt &\leq C'_1 \alpha \sqrt{\left(\frac{1}{3} + \omega^2 - \omega \right) \Delta T} \|u_{H,1}^{n+1} - u_{H,1}^n\|_a \left(\int_{T_n}^{T_{n+1}} \|v_2\|_a^2 dt \right)^{\frac{1}{2}} \\
&\quad + C'_2 \sqrt{\frac{\Delta T}{3}} (\|u_{H,2}^{n+1} - u_{H,2}^n\|_a \left(\int_{T_n}^{T_{n+1}} \|v_2\|_a^2 dt \right)^{\frac{1}{2}} + C'_3 \Delta T^{\frac{3}{2}} E(\partial_t^2 u_{H,1}^{n+1}, v_2),
\end{aligned} \tag{28}$$

where $\alpha \geq \gamma$ for γ defined in (15).

In the above inequalities, the notation ∂_t^2 stands for the approximation of second derivative with respect to time, and we have

$$\begin{aligned}
E(\partial_t^2 u_{H,2}^{n+1}, v_1) &= \|\partial_t^2 u_{H,2}^{n+1}\|^2 \left(\int_{T_n}^{T_{n+1}} \|v_1\|^2 dt \right)^{\frac{1}{2}}, \\
E(\partial_t^2 u_{H,1}^{n+1}, v_2) &= \|\partial_t^2 u_{H,1}^{n+1}\|^2 \left(\int_{T_n}^{T_{n+1}} \|v_2\|^2 dt \right)^{\frac{1}{2}}
\end{aligned}$$

to derive the first type of indicators η_1, η_2 as defined in (24), or

$$\begin{aligned}
E(\partial_t^2 u_{H,2}^{n+1}, v_1) &= \|\partial_t^2 u_{H,2}^{n+1}\|_{a^*} \left(\int_{T_n}^{T_{n+1}} \|v_1\|_a^2 dt \right)^{\frac{1}{2}}, \\
E(\partial_t^2 u_{H,1}^{n+1}, v_2) &= \|\partial_t^2 u_{H,1}^{n+1}\|_{a^*} \left(\int_{T_n}^{T_{n+1}} \|v_2\|_a^2 dt \right)^{\frac{1}{2}}
\end{aligned}$$

to derive the second type of indicators η_1, η_2 in (25). Here $\|\cdot\|_{a^*}$ is the dual norm.

Add the two inequalities in (27) and (28) together and by the definition of X_n norm, for both types of indicators, we have

$$\begin{aligned} \int_{T_n}^{T_{n+1}} (R_1, v_1) dt + \int_{T_n}^{T_{n+1}} (R_2, v_2) dt &\leq C\eta_1^n \|v_1\|_{X_n} + C'\eta_2^n \|v_2\|_{X_n} \\ &\leq D_1 \left((\eta_1^n)^2 + (\eta_2^n)^2 \right)^{\frac{1}{2}} \left(\|v_1\|_{X_n}^2 + \|v_2\|_{X_n}^2 \right)^{\frac{1}{2}} \\ &\leq D_1 (1 - \gamma_x)^{-\frac{1}{2}} \left((\eta_1^n)^2 + (\eta_2^n)^2 \right)^{\frac{1}{2}} \|v\|_{X_n}, \end{aligned}$$

where η_1^n and η_2^n are defined in (24) or (25). In the last step of the above derivation, we use the fact that

$$(v_1, v_2)_{X_n} \leq \gamma_x \|v_1\|_{X_n} \|v_2\|_{X_n}$$

by the definition (23), which indicates

$$\begin{aligned} \|v_1 + v_2\|_{X_n}^2 &\geq \|v_1\|_{X_n}^2 + \|v_2\|_{X_n}^2 - 2\gamma_x \|v_1\|_{X_n} \|v_2\|_{X_n} \\ &\geq (1 - \gamma_x) \left(\|v_1\|_{X_n}^2 + \|v_2\|_{X_n}^2 \right). \end{aligned}$$

Finally, take the sup with respect to $v \in X_n$, we have the following estimate

$$\mathcal{R} \leq D_1 (1 - \gamma_x)^{-\frac{1}{2}} \left((\eta_1^n)^2 + (\eta_2^n)^2 \right)^{\frac{1}{2}} + D_2 \|f(t) - F(t)\|_{L^2((T_n, T_{n+1}], L^2(\Omega))},$$

this completes the proof. □

4.3 Main algorithm

In this part, we present the adaptive multi-time-step algorithm. At the beginning of the procedure, we solve the problem at the coarse time resolution. The coarse time step size is set to guarantee the stability of the scheme. Then we conduct refinement for the part of the equations (2)-(3) to the fine time resolution according to the error indicators and user-defined thresholds. If needed, the refinement will be implemented inside the current coarse block, and the solutions at the newest coarse time instance will be replaced. Then the time grid will be set back to the coarse resolution for both equations and the solver will march forward. The procedure will be performed iteratively till the simulation is done.

In the following, the fine time step size is Δt , the coarse time step size is ΔT , and $\Delta T = m\Delta t$. The total number of coarse time steps is N . Let $\dim(V_{H,1}) = d_1$, $\dim(V_{H,2}) = d_2$, $\dim(V_h) = D$, and let $\Psi_1 \in \mathbb{R}^{D \times d_1}$ and $\Psi_2 \in \mathbb{R}^{D \times d_2}$ be the matrices whose columns are the bases of $V_{H,1}$, $V_{H,2}$, respectively. Let M_f and A_f be the fine scale mass matrix and stiffness matrix, define the following coarse scale matrices

$$\begin{aligned} M_{H,1} &= \Psi_1^T M_f \Psi_1, & A_{H,1} &= \Psi_1^T A_f \Psi_1, \\ M_{H,2} &= \Psi_2^T M_f \Psi_2, & A_{H,2} &= \Psi_2^T A_f \Psi_2, \\ M_{H,12} &= \Psi_1^T M_f \Psi_2, & A_{H,12} &= \Psi_2^T A_f \Psi_1, \\ F_{H,1}^n &= \Psi_1^T f^n, & F_{H,2}^n &= \Psi_2^T f^n \end{aligned}$$

Let $U_{1,H}^n$ and $U_{2,H}^n$ be the coarse scale solution at time step n . Then the matrix equations can be displayed as

$$(M_{H,1} + \tau A_{H,1}) U_{H,1}^{k+1} = M_{H,1} U_{H,1}^k + M_{H,12}(U_{H,2}^{k-1} - U_{H,2}^k) - \tau A_{H,12} U_{H,2}^k + \tau F_{H,1}^{k+1}, \quad (29)$$

$$\begin{aligned} M_{H,2} U_{H,2}^{k+1} &= (M_{H,2} - \tau A_{H,2}) U_{H,2}^k + M_{H,12}^T (U_{H,1}^{k-1} - U_{H,1}^k) \\ &\quad - (1 - \omega) \tau A_{H,12}^T U_{H,1}^k - \omega \tau A_{H,12}^T U_{H,1}^{k+1} + \tau F_{H,2}^{k+1}. \end{aligned} \quad (30)$$

Our proposed method can be summarized in the algorithm 33.

Algorithm 1 Adaptive multirate algorithm for partially explicit temporal splitting scheme

```

1: procedure ADAPTIVE MULTIRATE(Thresholds  $\delta_1, \delta_2$ , Initial condition  $u_0$ )
2:   Define matrices  $\Psi_1 \in \mathbb{R}^{D \times d_1}$ ,  $\Psi_2 \in \mathbb{R}^{D \times d_2}$  using multiscale basis in  $V_{H,1}$ ,  $V_{H,2}$ 
3:   for all  $k = 1 : m$  do
4:      $\tau \leftarrow \Delta t$ 
5:     Solve equation (1)
6:      $U_{H,1}^0 \leftarrow \Psi_1^T u_0$ ,  $U_{H,2}^0 \leftarrow \Psi_2^T u_0$ 
7:      $U_{H,1}^1 \leftarrow \Psi_1^T u_H^m$ ,  $U_{H,2}^1 \leftarrow \Psi_2^T u_H^m$ 
8:     for all  $k = 1 : N - 1$  do
9:        $\tau \leftarrow \Delta T$ 
10:      Solve equations (29) - (30)
11:      Save  $U_{H,1}^{k+1}$  and  $U_{H,2}^{k+1}$ 
12:      Compute  $\eta_1, \eta_2$  from (24) or (25)
13:      if  $\eta_1 > \delta_1$  and  $\eta_2 < \delta_2$  then
14:         $\tilde{U}_{H,1}^0 \leftarrow U_{H,1}^k$ 
15:        Replace  $k$  with  $j$ , denote  $\tilde{U}_{H,1}^j = U_{H,1}^j$  in (29)
16:        for all  $j = 1 : m$  do
17:          Solve equation (29) with  $\tau = \Delta t$ 
18:          Replace  $U_{H,1}^{k+1}$  with  $\tilde{U}_{H,1}^{m+1}$ 
19:        else if  $\eta_1 < \delta_1$  and  $\eta_2 > \delta_2$  then
20:           $\tilde{U}_{H,2}^0 \leftarrow U_{H,2}^k$ 
21:          Replace  $k$  with  $j$ , let  $\tilde{U}_{H,j}^2 = U_{H,j}^2$  in (30)
22:          for all  $j = 1 : m$  do
23:            Solve equation (30) with  $\tau = \Delta t$ 
24:            Replace  $U_{H,2}^{k+1}$  with  $\tilde{U}_{H,2}^{m+1}$ 
25:          else if  $\eta_1 > \delta_1$  and  $\eta_2 > \delta_2$  then
26:             $\tilde{U}_{H,0}^1 \leftarrow U_{H,k}^1$ ,  $\tilde{U}_{H,0}^2 \leftarrow U_{H,k}^2$ 
27:            Replace  $k$  with  $j$ , let  $\tilde{U}_{H,j}^1 = U_{H,j}^1$  in (29) and  $\tilde{U}_{H,j}^2 = U_{H,j}^2$  in (30)
28:            for all  $j = 1 : m$  do
29:              Solve equations (29)-(30) with  $\tau = \Delta t$ 
30:              Replace  $U_{H,1}^{k+1}$  with  $\tilde{U}_{H,1}^{m+1}$ 
31:              Replace  $U_{H,2}^{k+1}$  with  $\tilde{U}_{H,2}^{m+1}$ 
32:       $u_{H,1}^N \leftarrow \Psi_1 U_{H,1}^N$ ,  $u_{H,2}^N \leftarrow \Psi_2 U_{H,2}^N$ 
33:      return  $u_H^N = u_{H,1}^N + u_{H,2}^N$ 

```

5 Numerical examples

In this section, we will present some numerical tests and demonstrate the performance of the proposed algorithm. Consider the parabolic equation on a unit square domain $\Omega = [0, 1] \times$

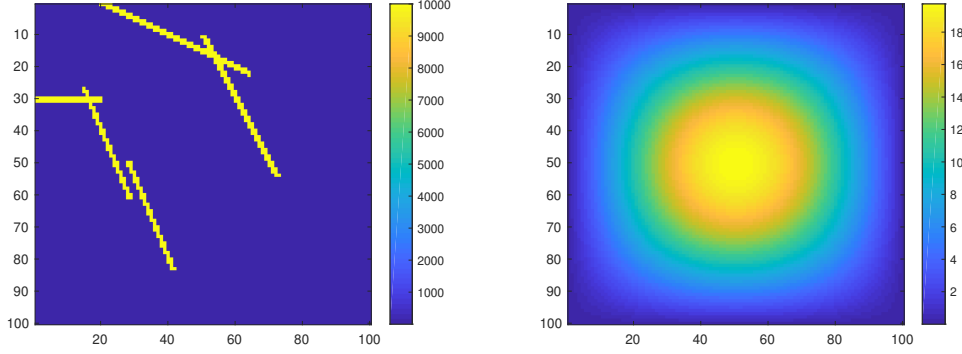


Figure 1: Example 1, left: permeability field, right: source term.

$[0, 1]$. Let the coarse mesh size be $H = 0.1$ and the fine mesh size be $h = 0.01$. We apply zero Dirichlet boundary conditions and zero initial conditions in the following examples. The reference solutions are computed using an even finer time discretization with Crank-Nicolson scheme, and the spatial discretizations were as discussed in Section 3.

5.1 Example 1: time-independent smooth source term

In the first example, we use a smooth source term $f(x, y) = 2\pi^2 \sin(\pi x) \sin(\pi y) \exp(-(x-0.5)^2 - (y-0.5)^2)$. The configuration of the permeability field can be found in Figure 1. The value of permeability is 10^4 in the channel, and 1 in the background.

The total simulation time $T = 0.05$. The coarse time step size is $\Delta T = 10^{-4}$ and the fine time step size is $\Delta t = 10^{-5}$. We use the Crank-Nicolson scheme with $\delta t = 10^{-6}$ to compute reference solutions. The comparison of solutions at the different time steps are presented in Figure 2, where we have reference solutions on the left column, and the solutions on the right column are obtained from our proposed method to adaptively refine temporal mesh based on residuals.

We remark that, in this example, the results are similar using two types of error indicators, and we will only report those for the first type of indicators. The errors (evaluated at coarse time instances) are shown in Figure 3, and we compare the results using uniform fine time discretization, using uniform coarse time discretization and using adaptive time refinement discretization, correspondingly. The refinement indicators in the right of Figure 3 demonstrate that the algorithm automatically chooses different time step for the two equations (2) and (3). Here, we have $\delta_1 = 1.5 \times 10^{-4}$, $\delta_2 = 1 \times 10^{-5}$. We note that the error history of our proposed method decays fast at first and chooses to refine the time step for both equations in the partially explicit scheme. Then the algorithm gets back to coarse for equation (2) and still refines equation (3) for a while. Finally, it stabilizes to the coarse-coarse case at the latter part of the simulation. The number of refined coarse blocks is around 92/254, which is 34.6% of the total number of coarse blocks. The average mean L^2 error across all time steps is 0.0120% and the energy error is 0.0622%. As a reference, the fine-fine errors are L^2 /energy errors are 0.0074%/0.0323%, and the coarse-coarse errors are 0.0764%/0.33041%, correspondingly.

During this finite-time simulation, our method outperforms the coarse-coarse method in terms of accuracy. Moreover, it converges to the fine-fine case fast and is much computationally cheaper.

In the end, we show the mean errors when we choose different threshold parameters δ_1 , δ_2 in Table 1. We observe that as δ decreases, the errors are getting closer to the fine-fine case.

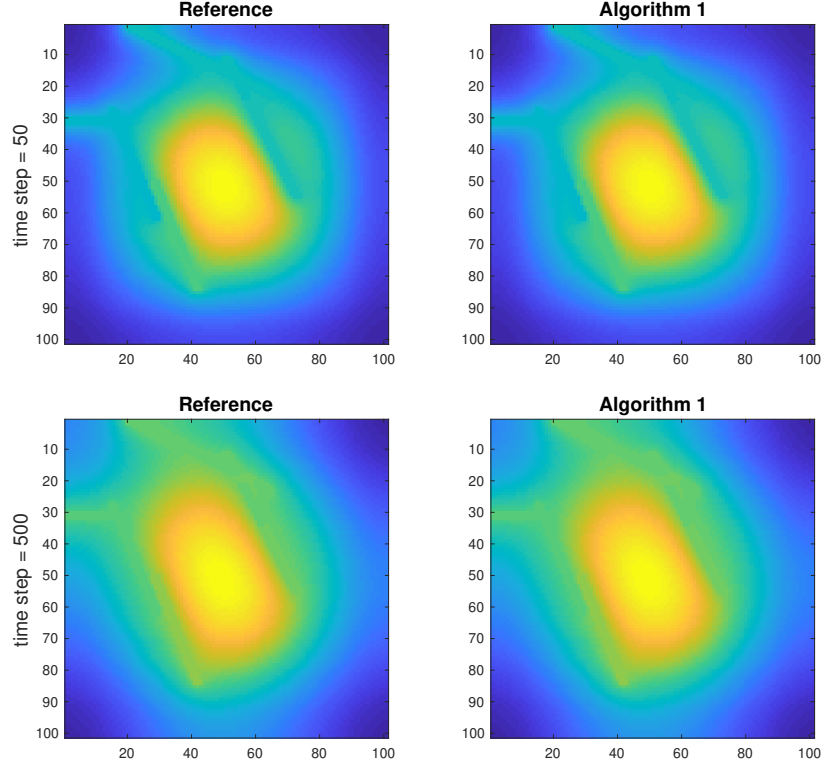


Figure 2: Example 1, the comparison of solutions at different time steps. Left: reference solutions, right: solutions obtained from the proposed algorithm.

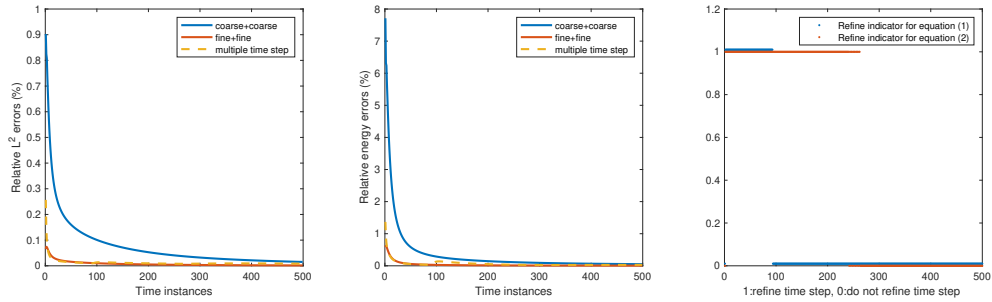


Figure 3: Example 1, using type 1 error indicators. Left: error history, right: refinement history for two equations. The number of refined steps for the first equation is 92, for the second equation is 254.

Mean errors (L^2 /energy error)			
$\delta_2 \backslash \delta_1$	1×10^{-4}	2×10^{-4}	5×10^{-4}
5×10^{-6}	(0.0086/ 0.0442)	(0.0113/ 0.0693)	(0.0199/ 0.1496)
1×10^{-5}	(0.0109/ 0.0507)	(0.0113/ 0.0759)	(0.0220/ 0.155)
1×10^{-4}	(0.0164/ 0.0627)	(0.0259/ 0.0979)	(0.0508/ 0.2069)
5×10^{-4}	(0.0449/ 0.1520)	(0.0442/ 0.1512)	(0.0558/ 0.2091)
# of refinement steps (for eqn. (2)/ for eqn. (3))			
$\delta_2 \backslash \delta_1$	1×10^{-4}	2×10^{-4}	5×10^{-4}
5×10^{-6}	(145, 477)	(62, 477)	(9, 477)
1×10^{-5}	(145, 253)	(62, 254)	(9, 254)
1×10^{-4}	(190, 146)	(75, 76)	(10, 16)
5×10^{-4}	(191, 26)	(93, 26)	(19, 10)

Table 1: Example 1, top: average error over all time steps using type 1 error indicators with different error thresholds, the errors are in percentage; bottom: the number of refinement steps for equation (2)/ for equation (3), respectively. References: fine-fine errors are 0.0074/0.0323; coarse-coarse errors are 0.0764/ 0.33041.

5.2 Example 2: time-independent singular source term

In the second example, the configuration of the permeability field and the point source term $f(x, y)$ can be found in Figure 4. Similar to before, the conductivity is 10^4 in the channel and 1 in the background.

We set the total simulation time to be $T = 0.02$. The number of coarse-scale time steps is 2000 and the number of fine-scale time steps is 20000. Again, the reference solutions are computed at a finer time scale with 200000 steps using the Crank-Nicolson scheme. The comparison of final-time-step solutions computed from different combinations of time scales is presented on the top left in Figure 5.

The errors at coarse time instances are shown in Figure 6 when we use the first type of error indicators, similar behavior can be observed when we use the second type of error indicators. We can see that the errors of our proposed method decays fast and are similar to the fine-fine time step size for the partially explicit scheme. The refinement indicators in the right of Figure 6 demonstrate that to get comparable results, we only need 36 refining steps for the implicit part and 639 refining steps for the explicit part.

In the end, we show the mean errors when we choose different threshold parameters δ_1 and δ_2 in Table 2 for type 1, and Table 3 for type 2. For both types of indicators, we observe that as δ decreases, the errors are getting closer to the fine-fine case, and one needs more refinement steps. Note that for the results in Table 3, we use the same thresholds for δ_1 and δ_2 . The numerical results show that for the first type of indicators, the refinement of the two equations may not be carried out simultaneously. However, for the second type of error indicator, the refinement of the two equations is consistent. Moreover, in both types, the errors are more sensitive to the refinement in the second equation (explicit part).

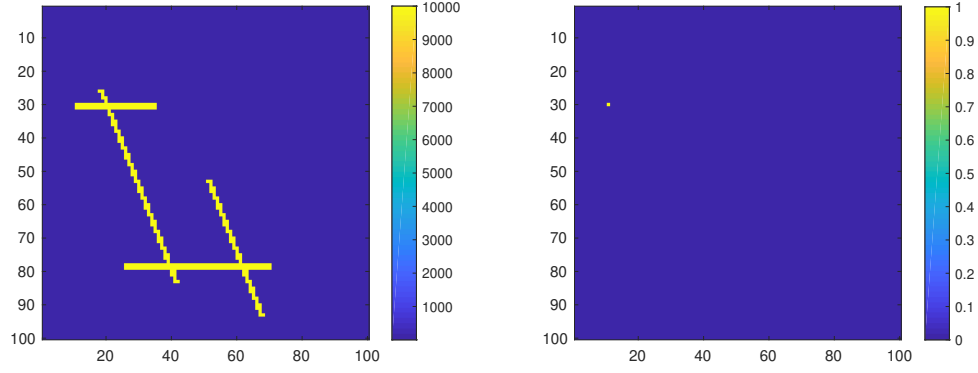


Figure 4: Example 2, left: permeability field, right: source term.

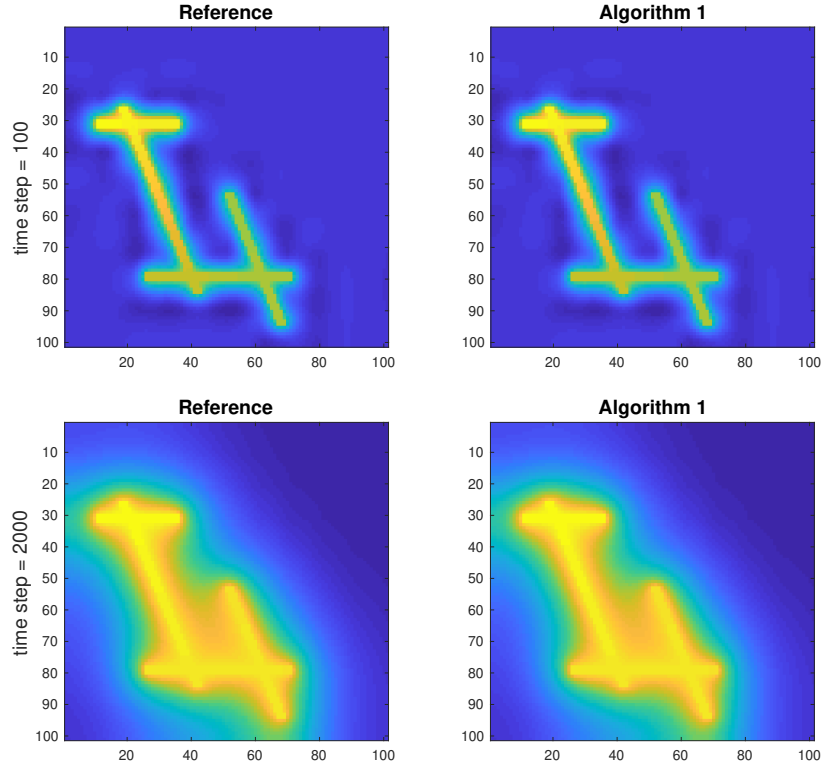


Figure 5: Example 2, the comparison of solutions at different time steps. Left: reference solutions, right: solutions obtained from the proposed algorithm.

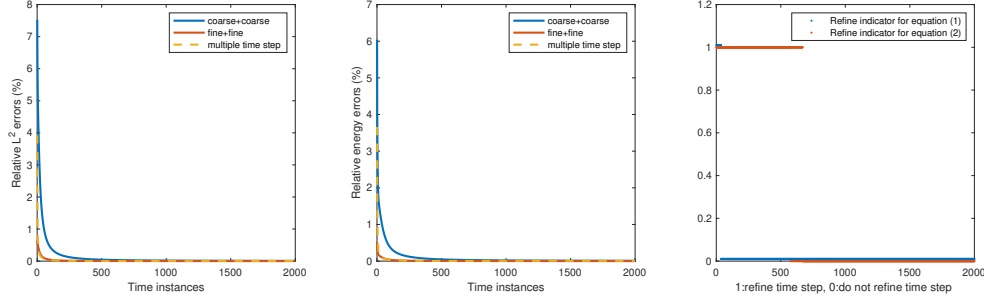


Figure 6: Example 2, using type 1 error indicators. Left: error history, right: refinement history for two equations. The number of refined steps for the first equation is 36, for the second equation is 639. The mean L^2 error is 0.0168%, and the energy error is 0.0165%.

Mean errors (L^2 /energy error)			
$\delta_1 \backslash \delta_2$	5×10^{-9}	7.5×10^{-9}	1×10^{-8}
1×10^{-12}	(0.0135/ 0.0126)	(0.0147/ 0.0136)	(0.0273/ 0.0227)
1×10^{-11}	(0.0145/ 0.0138)	(0.0157/ 0.0148)	(0.0281/ 0.0238)
3×10^{-11}	(0.0212/ 0.0217)	(0.0223/ 0.0226)	(0.0339/ 0.0308)
5×10^{-11}	(0.0244/ 0.0254)	(0.0254/ 0.0263)	(0.0364/ 0.0339)
# of refinement steps (for eqn. (2), for eqn. (3))			
$\delta_1 \backslash \delta_2$	5×10^{-9}	7.5×10^{-9}	1×10^{-8}
1×10^{-12}	(37,1999)	(24,1999)	(16,1999)
1×10^{-11}	(37,1120)	(24,1120)	(16,1120)
3×10^{-11}	(37,279)	(24,279)	(16,278)
5×10^{-11}	(37,166)	(24,167)	(16,167)

Table 2: Example 2, top: average error over all time steps using type 1 error indicators with different error thresholds, the errors are in percentage; bottom: the number of refinement steps for equation (2)/ for equation (3), respectively. References: fine-fine errors are 0.0122/0.0091 (%); coarse-coarse errors are 0.1243/0.0921 (%).

$\delta_1 = \delta_2$ (in $\cdot \times 10^{-11}$)	1	1.5	2	3	5
Mean L^2 errors	0.0149	0.0174	0.0196	0.0230	0.0278
Mean energy errors	0.0142	0.0172	0.0198	0.0237	0.0291
# of refinement steps	(96, 984)	(69,588)	(45, 372)	(31, 217)	(24,113)

Table 3: Example 2, using type 2 error indicators with different error thresholds. The average errors (in percentage) over all time steps, and the number of refinement steps for equation (2), for equation (3), respectively.

Mean errors (L^2 /energy error)			
$\delta_1 \backslash \delta_2$	1×10^{-8}	2×10^{-8}	3×10^{-7}
3×10^{-10}	0.0461/ 0.1412	0.0461/ 0.1413	0.0461/ 0.1416
1×10^{-9}	0.0525/ 0.1532	0.0557/ 0.1595	0.0557/ 0.1597
5×10^{-9}	0.0621/0.1706	0.0622/ 0.1715	0.0769/ 0.1988
1×10^{-8}	0.0883/0.2162	0.0883/ 0.2162	0.0855/ 0.2153
# of refinement steps (for eqn. (2), for eqn. (3))			
$\delta_1 \backslash \delta_2$	1×10^{-8}	2×10^{-8}	3×10^{-7}
3×10^{-10}	(180,470)	(108, 470)	(3, 470)
1×10^{-9}	(209, 248)	(167, 182)	(3,182)
5×10^{-9}	(265, 112)	(167, 108)	(3, 32)
1×10^{-8}	(265, 14)	(168, 14)	(6, 13)

Table 4: Example 3, top: average error over all time steps using type 1 error indicators with different error thresholds, the errors are in percentage; bottom: the number of refinement steps for equation (2), for equation (3), respectively. References: fine-fine errors are 0.0403/0.1308 (%); coarse-coarse errors are 0.0950/0.2323 (%).

5.3 Example 3: time-dependent discontinuous source term

In the last example, we consider a point source term where the location of the point changes during the simulation. The total simulation time to be $T = 0.2$. In the first half of the time interval, $f(x, y) = 1$ at $(x, y) = (0.3, 0.5)$ and $f(x, y) = 0$ elsewhere. In the second half of the time interval, $f(x, y) = 1$ at $(x, y) = (0.3, 0.11)$ and $f(x, y) = 0$ elsewhere. The number of coarse scale time steps is still 2000 and the number of fine scale time steps is 20000. The permeability is the same as in Example 2.

The comparison of solutions at different time steps using different schemes is presented in Figure 7.

The errors at coarse time instances are shown in Figure 8 for the first type of the indicators, and the behavior for the second type is similar as before, so we omit the results in this example. We can see that at the beginning, the indicators require refinement. Then when the errors getting smaller, the refinement is deactivated and we can obtain good results without refinement. In the middle of the simulation, when the discontinuity of the source term occurs, there is a jump in the error, and the indicators change from “not refine” to “refine” automatically. Then similar processes happen. This shows our algorithm is reliable for complicated source terms.

We also present the mean errors when we choose different threshold parameters δ_1 and δ_2 in Table 4 for type 1, and Table 5 for type 2. In this example, we observe again that only a few refinement steps are needed in the first equation (implicit part), and the errors are more sensitive to the refinement in the second equation. Using around 3 refinement steps in the first equation and 470 steps in the second equation, the average errors are already close to the fine-fine case.

This completes the numerical section.

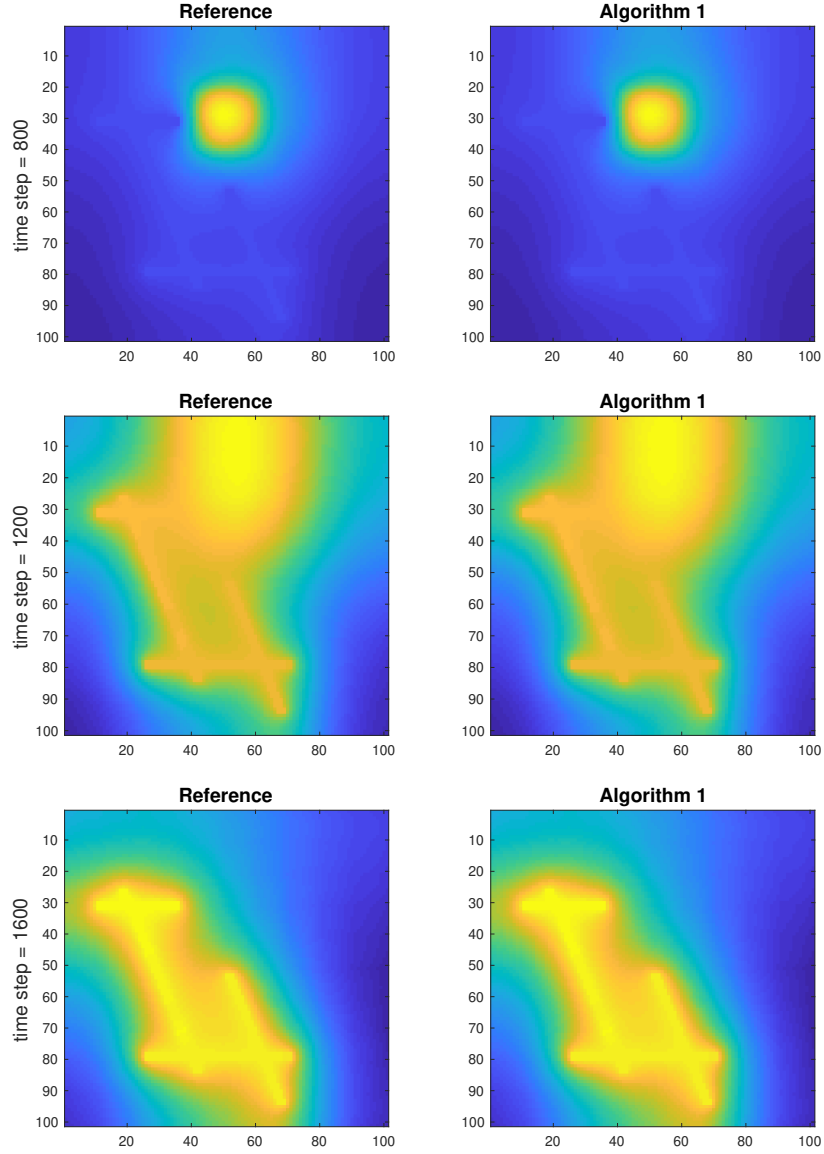


Figure 7: Example 3, the comparison of solutions at different time steps.

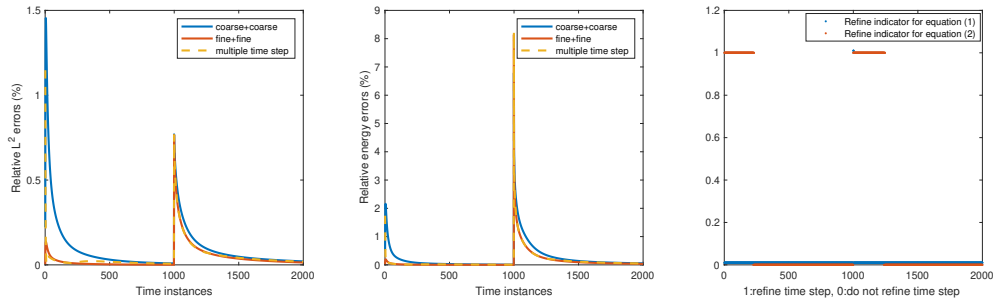


Figure 8: Example 3, left: error history, right: refinement history for two equations using the first type of indicators. The number of refined steps for the first equation is 3, for the second equation is 470.

$\delta_1 = \delta_2$ (in $\cdot \times 10^{-10}$)	1	3	5	7	10
Mean L^2 errors	0.0412	0.0464	0.0501	0.0529	0.0565
Mean energy errors	0.1322	0.1402	0.1489	0.1544	0.1612
# of refinement steps	(264,1094)	(89,451)	(43,303)	(25,232)	(13,170)

Table 5: Example 3, using type 2 error indicators with different error thresholds. The average errors (in percentage) over all time steps, and the number of refinement steps for equation (2), for equation (3), respectively.

6 Conclusion

We presented a multirate method and an adaptive algorithm with some error estimators to solve parabolic equations with multiscale diffusivity coefficients satisfying the accuracy requirement and at a reduced computational cost. We first constructed some multiscale spaces based on CEM-GMsFEM and NLMC, and then adopted appropriate multirate temporal splitting schemes. To be specific, the degrees of freedom corresponding to the fast component (the high permeable regions) are handled implicitly, here the dimension of the multiscale subspace is small. Then the multiscale basis that corresponds to the slow flow are constructed and this part is treated explicitly. We started with a coarse time step size for both implicit and explicit parts, and estimated the errors using some locally computable estimators to determine whether the temporal mesh needs to be refined. The process is carried out adaptively. Extensive numerical tests were performed. The results showed that with reduced computational effort, we can get reliable and accurate approximations. Currently, we use a two-level time step size, future work includes the development of multiple level schemes and space-time adaptive algorithms.

References

- [1] J. AARNES AND Y. EFENDIEV, *Mixed multiscale finite element methods for stochastic porous media flows*, SIAM Journal on Scientific Computing, 30 (2008), pp. 2319–2339.
- [2] J. E. AARNES, Y. EFENDIEV, AND L. JIANG, *Mixed multiscale finite element methods using limited global information*, Multiscale Modeling & Simulation, 7 (2008), pp. 655–676.
- [3] A. ABDULLE, *Explicit methods for stiff stochastic differential equations*, in Numerical Analysis of Multiscale Computations, Springer, 2012, pp. 1–22.
- [4] G. ALLAIRE AND R. BRIZZI, *A multiscale finite element method for numerical homogenization*, Multiscale Modeling & Simulation, 4 (2005), pp. 790–812.
- [5] T. ARBOGAST, G. PENCHEVA, M. F. WHEELER, AND I. YOTOV, *A multiscale mortar mixed finite element method*, Multiscale Modeling & Simulation, 6 (2007), pp. 319–346.
- [6] G. ARIEL, B. ENGQUIST, AND R. TSAI, *A multiscale method for highly oscillatory ordinary differential equations with resonance*, Mathematics of Computation, 78 (2009), pp. 929–956.
- [7] P. BENNER, S. GUGERCIN, AND K. WILLCOX, *A survey of projection-based model reduction methods for parametric dynamical systems*, SIAM review, 57 (2015), pp. 483–531.
- [8] T. BUI-THANH, K. WILLCOX, AND O. GHATTAS, *Model reduction for large-scale systems with high-dimensional parametric input space*, SIAM Journal on Scientific Computing, 30 (2008), pp. 3270–3288.

- [9] S. CHATURANTABUT AND D. C. SORESENSEN, *Nonlinear model reduction via discrete empirical interpolation*, SIAM Journal on Scientific Computing, 32 (2010), pp. 2737–2764.
- [10] F. CHINESTA, P. LADEVEZE, AND E. CUETO, *A short review on model order reduction based on proper generalized decomposition*, Archives of Computational Methods in Engineering, 18 (2011), p. 395.
- [11] E. CHUNG, Y. EFENDIEV, AND W. T. LEUNG, *Correction to: Constraint energy minimizing generalized multiscale finite element method in the mixed formulation*, Computational Geosciences, 23 (2019), pp. 1217–1217.
- [12] E. T. CHUNG, EFENDIEV, W. T. LEUNG, M. VASILYEVA, AND Y. WANG, *Non-local multi-continua upscaling for flows in heterogeneous fractured media*, arXiv preprint arXiv:1708.08379, (2018).
- [13] E. T. CHUNG, Y. EFENDIEV, AND C. S. LEE, *Mixed generalized multiscale finite element methods and applications*, Multiscale Modeling & Simulation, 13 (2015), pp. 338–366.
- [14] E. T. CHUNG, Y. EFENDIEV, AND W. T. LEUNG, *Constraint energy minimizing generalized multiscale finite element method*, arXiv preprint arXiv:1704.03193, (2017).
- [15] E. T. CHUNG, Y. EFENDIEV, W. T. LEUNG, AND P. N. VABISHCHEVICH, *Contrast-independent partially explicit time discretizations for multiscale wave problems*, arXiv preprint arXiv:2102.13198, (2021).
- [16] E. T. CHUNG, Y. EFENDIEV, AND G. LI, *An adaptive GMsFEM for high contrast flow problems*, J. Comput. Phys., 273 (2014), pp. 54–76.
- [17] E. T. CHUNG, Y. EFENDIEV, AND G. LI, *An adaptive gmsfem for high-contrast flow problems*, Journal of Computational Physics, 273 (2014), pp. 54–76.
- [18] E. M. CONSTANTINESCU AND A. SANDU, *Multirate timestepping methods for hyperbolic conservation laws*, Journal of Scientific Computing, 33 (2007), pp. 239–278.
- [19] C. DAWSON AND R. KIRBY, *High resolution schemes for conservation laws with locally varying time steps*, SIAM Journal on Scientific Computing, 22 (2001), pp. 2256–2281.
- [20] Y. EFENDIEV, J. GALVIS, AND T. HOU, *Generalized multiscale finite element methods (gmsfem)*, Journal of Computational Physics, 251 (2013), pp. 116–135.
- [21] Y. EFENDIEV, J. GALVIS, AND X. WU, *Multiscale finite element methods for high-contrast problems using local spectral basis functions*, Journal of Computational Physics, 230 (2011), pp. 937–955.
- [22] Y. EFENDIEV AND T. HOU, *Multiscale Finite Element Methods: Theory and Applications*, vol. 4 of Surveys and Tutorials in the Applied Mathematical Sciences, Springer, New York, 2009.
- [23] B. ENGQUIST AND Y.-H. TSAI, *Heterogeneous multiscale methods for stiff ordinary differential equations*, Mathematics of computation, 74 (2005), pp. 1707–1742.
- [24] F. X. GIRALDO, J. F. KELLY, AND E. M. CONSTANTINESCU, *Implicit-explicit formulations of a three-dimensional nonhydrostatic unified model of the atmosphere (numa)*, SIAM Journal on Scientific Computing, 35 (2013), pp. B1162–B1194.

- [25] P. HENNING AND M. OHLBERGER, *The heterogeneous multiscale finite element method for elliptic homogenization problems in perforated domains*, Numerische Mathematik, 113 (2009), pp. 601–629.
- [26] M. HINZE AND S. VOLKWEIN, *Proper orthogonal decomposition surrogate models for nonlinear dynamical systems: Error estimates and suboptimal control*, in Dimension reduction of large-scale systems, Springer, 2005, pp. 261–306.
- [27] T. HUGHES, G. FEIJÓO, L. MAZZEI, AND J.-B. QUINCY, *The variational multiscale method - a paradigm for computational mechanics*, Comput. Methods Appl. Mech. Engrg., 127 (1998), pp. 3–24.
- [28] W. HUNSDORFER AND J. G. VERWER, *Numerical solution of time-dependent advection-diffusion-reaction equations*, vol. 33, Springer Science & Business Media, 2013.
- [29] G. I. MARCHUK, *Splitting and alternating direction methods*, Handbook of numerical analysis, 1 (1990), pp. 197–462.
- [30] N. MAURITS, H. VAN DER VEN, AND A. VELDMAN, *Explicit multi-time stepping methods for convection-dominated flow problems*, Computer methods in applied mechanics and engineering, 157 (1998), pp. 133–150.
- [31] S. OSHER AND R. SANDERS, *Numerical approximations to nonlinear conservation laws with locally varying time and space grids*, Mathematics of computation, 41 (1983), pp. 321–336.
- [32] B. SPORTISSE, *An analysis of operator splitting techniques in the stiff case*, Journal of computational physics, 161 (2000), pp. 140–168.
- [33] T. TANG, *Convergence analysis for operator-splitting methods applied to conservation laws with stiff source terms*, SIAM journal on numerical analysis, 35 (1998), pp. 1939–1968.
- [34] J. G. VERWER AND B. SPORTISSE, *A note on operator splitting in a stiff linear case*, Modelling, Analysis and Simulation [MAS], (1998).