

---

# Metadata-based Multi-Task Bandits with Bayesian Hierarchical Models

---

Runzhe Wan Lin Ge Rui Song  
 Department of Statistics  
 North Carolina State University  
 {rwan, lge, rsong}@ncsu.edu

## Abstract

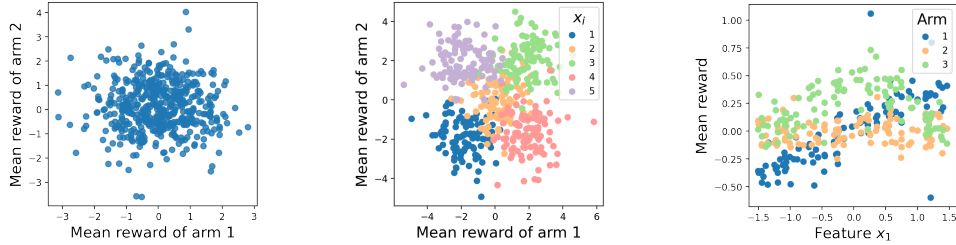
1 How to explore efficiently is a central problem in multi-armed bandits. In this paper,  
 2 we introduce the metadata-based multi-task bandit problem, where the agent  
 3 needs to solve a large number of related multi-armed bandit tasks and can leverage  
 4 some task-specific features (i.e., metadata) to share knowledge across tasks.  
 5 As a general framework, we propose to capture task relations through the lens  
 6 of Bayesian hierarchical models, upon which a Thompson sampling algorithm is  
 7 designed to efficiently learn task relations, share information, and minimize the  
 8 cumulative regrets. Two concrete examples for Gaussian bandits and Bernoulli  
 9 bandits are carefully analyzed. The Bayes regret for Gaussian bandits clearly  
 10 demonstrates the benefits of information sharing with our algorithm. The proposed  
 11 method is further supported by extensive experiments.

## 12 1 Introduction

13 The multi-armed bandit (MAB) is a popular framework for sequential decision making problems,  
 14 where the agent will sequentially choose among a few arms and receive a random reward for the  
 15 arm [33]. Since the mean rewards for the arms are not known *a priori* and must be learned through  
 16 partial feedbacks, the agent is faced with the well-known exploration-exploitation trade-off. MAB  
 17 is receiving increasing attention and has been widely applied to areas such as clinical trials [17],  
 18 finance [50], recommendation systems [64], among others.

19 How to explore efficiently is a central problem in MAB. In many modern applications, we usually  
 20 have a large number of separate but related MAB tasks. For example, in e-commerce, the company  
 21 needs to find the optimal display mode for each of many products, and in medical applications, each  
 22 patient needs to individually undergo a series of treatment periods to find the personalized optimal  
 23 treatment. These tasks typically share similar problem structures, but may have different reward  
 24 distributions. Intuitively, appropriate information sharing can largely speed up our learning process  
 25 and reduce the regret, while a naive pooling may cause a linear regret due to the bias.

26 This paper is concerned with the following question: *given a large number of MAB tasks, how*  
 27 *do we efficiently share information among them?* The central task is to capture task relations in a  
 28 principled way [62]. While a few approaches have been proposed (see Section 2), most of them  
 29 only utilize the action-reward pairs observed for each task. To our knowledge, none of the existing  
 30 works can leverage another valuable information source, i.e., the *metadata* of each task, which  
 31 contains some *static* task-specific features. Such metadata is commonly available in real applications  
 32 [60, 62, 52], such as the demographic features of each customer or patient, or basic information of  
 33 each web page or product. Although the metadata can hardly be directly utilized in a single MAB  
 34 task, it usually contains intrinsic information about each task, and hence can guide us to learn task  
 35 relations and efficiently share knowledge in the multi-task setup. Specifically, suppose task  $i$  has a  
 36 feature vector  $\mathbf{x}_i$  (i.e., metadata) and its expected reward vector for all arms is  $\mathbf{r}_i$ . We consider a  
 37 general formulation that  $\mathbf{r}_i$  is sampled from the conditional distribution  $\mathbb{P}(\mathbf{r}_i|\mathbf{x}_i)$ . When  $\mathbb{P}(\mathbf{r}_i|\mathbf{x}_i)$  is



(a) The meta MAB setting [30, 25, 7], where  $\mathbf{x}_i$  is a constant. (b) There exists several task clusters, where  $\mathbf{x}_i$  is categorical. (c)  $\mathbf{x}_1$  is a continuous variable.

**Figure 1:** Illustrations of the task distribution  $\mathbb{P}(\mathbf{r}_i|\mathbf{x}_i)$ . In the first two subplots, each dot represents a task and the two axes denote the expected rewards for two arms. In the last subplot, we have three arms, each dot represents one arm of a task, the x-axis denotes one continuous feature  $x_1$ , and the y-axis denotes the expected reward. In the last two settings, the metadata is informative and can guide the exploration to reduce regrets, while there is still inter-task heterogeneity that can not be captured.

38 informative, the metadata, being appropriately utilized, can guide our exploration and hence reduce  
 39 the regret. Several specific cases of  $\mathbb{P}(\mathbf{r}_i|\mathbf{x}_i)$  are illustrated in Figure 1.

40 As one of our motivating examples, consider that a company needs to learn about the personal pref-  
 41 erence of many users over several options (e.g., message templates), via sequential interactions with  
 42 each user. Suppose some user features (e.g., gender, age, geography) are informative in predicting  
 43 the preference. Then, even before any interactions with a specific user, we can predict her preference  
 44 with high probability, based on her features and our experience with other users. Such knowledge  
 45 can be concisely encoded as  $\mathbb{P}(\mathbf{r}_i|\mathbf{x}_i)$ . However,  $\mathbf{r}_i$  typically can not be fully determined by  $\mathbf{x}_i$ .  
 46 Given the possible heterogeneity of  $\mathbf{r}_i$  conditional on  $\mathbf{x}_i$ , the true reward distribution (and optimal  
 47 arm) of this specific user still needs to be learned and confirmed via interactions with herself. There-  
 48 fore, we must carefully utilize these features in a multi-task algorithm. Indeed, we conjecture this is  
 49 one way how humans adapt to tasks effectively, by constructing a rough first impression according  
 50 to features, and then adjusting the impression gradually in the following interactions.

51 To judiciously share information and minimize cumulative regrets, we design a multi-task bandit  
 52 algorithm. Recall that, when  $\mathbb{P}(\mathbf{r}_i|\mathbf{x}_i)$  is known *a priori*, a Thompson sampling (TS) algorithm [49]  
 53 with  $\mathbb{P}(\mathbf{r}_i|\mathbf{x}_i)$  as the prior of  $\mathbf{r}_i$  for each task  $i$  is known to be (nearly) optimal in Bayes regret, for  
 54 a wide range of problems [33]. However, such knowledge typically is absent, and many concerns  
 55 have been raised regarding that TS is sensitive to the prior [38, 22, 6, 21]. In this work, we aim to  
 56 aggregate data from all tasks to construct an informative prior for each task. Specifically, we propose  
 57 to characterize the task relations via a Bayesian hierarchical model, upon which the Multi-Task TS  
 58 (MTTS) algorithm is designed to continuously learn  $\mathbb{P}(\mathbf{r}_i|\mathbf{x}_i)$  by aggregating data. With such a  
 59 design, MTTTS yields a similar low regret to the oracle TS algorithm which knows  $\mathbb{P}(\mathbf{r}_i|\mathbf{x}_i)$  *a priori*.  
 60 In particular, the metadata  $\mathbf{x}_i$  allows us to efficiently capture task relations and share information.  
 61 The benefits can be seen clearly from our experiments and analysis.

62 **Contribution.** Our contributions can be summarized as follows. First of all, motivated by the  
 63 usefulness of the commonly available metadata, we introduce and formalize the metadata-based  
 64 multi-task MAB problem. The related notion of regret (multi-task regret) is defined, which serves  
 65 as an appropriate metric for this problem. Second, we propose to address this problem with a uni-  
 66 fied hierarchical Bayesian framework, which characterizes the task relations in a principled way.  
 67 We design a TS-type algorithm, named MTTTS, to continuously learn the task distribution while  
 68 minimizing the cumulative regrets. The framework is general to accommodate various reward dis-  
 69 tributions and sequences of interactions, and interpretable as one can study how the information  
 70 from other tasks affects one specific task and how its metadata determines its prior. Two concrete  
 71 examples for Gaussian bandits and Bernoulli bandits are carefully analyzed, and efficient imple-  
 72 mentations are discussed. Our formulation and framework open a door to connect the multi-task  
 73 bandit problem with the rich literature on Bayesian hierarchical models. Third, we theoretically  
 74 demonstrate the benefits of metadata-based information sharing, by deriving the regret bounds for  
 75 MTTTS and several baselines under a Gaussian bandit setting. Specifically, the average multi-task  
 76 regret of MTTTS decreases as the number of tasks grows, while the other baselines suffer a linear  
 77 regret. Lastly, systematic simulation experiments are conducted to investigate the performance of  
 78 MTTTS under different conditions, which provides meaningful insights.

## 79 2 Related Work

80 First of all, our setup subsumes the meta MAB problem [25, 9, 30, 31] as a special case, where  $\mathbf{x}_i$   
81 degenerates to a constant. Meta MAB assumes the tasks arrive *sequentially* and are drawn from one  
82 *metadata-agnostic* distribution. Among these works, meta TS [30] is the most related one, which  
83 assumes the mean reward vectors  $\{\mathbf{r}_i\}$  are i.i.d. sampled from some distribution  $f(\mathbf{r}; \boldsymbol{\theta})$ , and pool  
84 data to learn  $\boldsymbol{\theta}$ . The other works either pool data from accomplished tasks to optimize algorithm  
85 hyper-parameters [25] or directly optimize the policy via policy gradient [9, 31]. Compared with  
86 meta MAB, our setting is more general as we allow incorporating metadata to learn and capture task  
87 relations, and also allow the interactions with different tasks to arrive in arbitrary orders. The former  
88 is particularly important when there exists significant heterogeneity among tasks (e.g., setting (c) in  
89 Figure 1), where a naive pooling may lose most information; the latter allows broader applications.  
90 The results developed in this paper are equally applicable to meta MAB.

91 In addition to meta MAB, there are several other topics concerned with multiple bandit tasks. We  
92 review the most related papers in this section, and provide a comprehensive comparison with addi-  
93 tional related works and concepts in Appendix B. First of all, there is a large number of works on  
94 multi-agent bandits [27, 11, 57, 15] studying that multiple agents interact with the same task concur-  
95 rently. In contrast, we consider there is inter-task heterogeneity. Given such heterogeneity, certain  
96 approaches to capture task relations are then required: when there exist useful network structures  
97 between tasks, [12] and [56] propose to utilize this knowledge to capture task relations; [5] assumes  
98 there is a *finite* number of task instances, considers the tasks arrive sequentially, and aims to transfer  
99 knowledge about this set of instances; [59] assumes there exist pairwise upper bounds on the differ-  
100 ence in reward distributions; clustering of bandits [20, 36] and latent bandits [23, 24] assume there  
101 is a perfect clustered structure, that tasks in the same cluster share the same reward distribution.  
102 In contrast to all these setups, to our knowledge, this is the first work that can utilize metadata, an  
103 important information source that is commonly available. Besides, our modelling-based approach  
104 provides nice interpretability and is flexible to accommodate arbitrary order of interactions. Lastly,  
105 we learn task relations from data automatically, with arguably fewer structural assumptions.

106 In the presence of task-specific features, another approach to pool information is to adapt contextual  
107 MAB (CMAB) algorithms [39, 63, 47, 4, 53, 32, 34], by neglecting the task identities and regarding  
108 the metadata as "contexts". Specifically, one can assume a *deterministic* relationship  $\mathbf{r}_i = f(\mathbf{x}_i; \boldsymbol{\theta})$   
109 for some function  $f$ , and then apply CMAB algorithms to learn  $\boldsymbol{\theta}$ . However, such a solution heavily  
110 relies on the *realizability* assumption [19], that  $\mathbf{r}_i = f(\mathbf{x}_i; \boldsymbol{\theta})$  holds exactly with no variation or  
111 error. When this assumption is violated, a linear regret is generally unavoidable. This limitation  
112 attracts increasing attention [19, 29, 28]. In our setup, the agent will interact with each task multiple  
113 times and the metadata is fixed, which naturally enables us to relax this restrictive assumption by  
114 regarding  $\mathbf{r}_i$  as a random variable sampled from  $\mathbb{P}(\mathbf{r}_i|\mathbf{x}_i)$ . To our knowledge, this is the first work  
115 that can handle the realizability issue via utilizing the repeated-measurement structure.

116 Finally, there exists a rich literature on multi-task supervised learning (see [61] for a survey), where  
117 hierarchical models [40, 51, 58] are a popular choice, [45, 3, 42] studied aggregating historical data  
118 to construct informative priors, and [62] considered leveraging metadata to cluster tasks. Besides,  
119 this work is certainly related to single-task bandits. In particular, Thompson sampling is one of the  
120 most popular approaches with superior performance [1, 49, 55, 30, 2, 16]. Its popularity is partially  
121 due to its flexibility to incorporate prior knowledge [13]. We provide a data-driven approach to  
122 construct such a prior. Our work naturally builds on these two areas to provide an efficient solution  
123 to the metadata-based multi-task MAB problem.

## 124 3 Metadata-based Multi-task MAB

125 In this section, we introduce a general framework for the metadata-based multi-task MAB problem.  
126 For any positive integer  $M$ , we denote the set  $\{1, 2, \dots, M\}$  by  $[M]$ . Let  $\mathbb{I}$  be the indicator function.  
127 Suppose we have a large number of  $K$ -armed bandit tasks with the same set of actions, denoted as  
128  $[K] = \{1, \dots, K\}$ . Each task instance  $i$  is specified by a tuple  $(\mathbf{r}_i, \mathbf{x}_i)$ , where  $\mathbf{r}_i = (r_{i,1}, \dots, r_{i,K})^T$   
129 is the vector of mean rewards for the  $K$  arms and  $\mathbf{x}_i$  is a  $p$ -dimensional vector of task-specific fea-  
130 tures (i.e., metadata). The metadata can include categorical and continuous variables, and even  
131 outputs from pre-trained language or computer vision models [14, 35]. We assume these task in-  
132 stances are i.i.d. sampled from some unknown *task distribution*  $\mathcal{P}_{\mathbf{r}, \mathbf{x}}$ , which induces a conditional  
133 distribution  $\mathbb{P}(\mathbf{r}_i|\mathbf{x}_i)$ . We will interact with each task repeatedly. For each task  $i$ , at its  $t$ -th deci-

134 sion point, we choose one arm  $A_{i,t} \in [K]$ , and then receive a random reward  $R_{i,t}$  according to  
 135  $R_{i,t} = \sum_{a=1}^K \mathbb{I}(A_{i,t} = a)r_{i,a} + \epsilon_{i,t}$ , where  $\epsilon_{i,t}$  is a mean-zero error term.

136 We call this setup *multi-task MAB* to focus on the fact that there is more than one MAB task. New  
 137 tasks may appear and interactions with different tasks may happen in arbitrary orders. When the  
 138 tasks arrive in a sequential manner (i.e., task  $i + 1$  begins only when task  $i$  is finished), our setup is  
 139 an instance of *meta learning* [30, 25, 7, 54], which we refer to as the *sequential* setting in this paper.

Suppose until a time point, we have interacted with  $N$  tasks, and for each task  $i \in [N]$ , we have made  $T_i$  decisions. The performance of a bandit algorithm can be measured by its *Bayes regret*,

$$BR(N, \{T_i\}) = \mathbb{E}_{\mathbf{x}, \mathbf{r}, \epsilon} \sum_{i \in [N]} \sum_{t \in [T_i]} (\max_{a \in [K]} r_{i,a} - r_{i,A_{i,t}}),$$

140 where the expectation is taken with respect to the task instances  $\{(\mathbf{r}_i, \mathbf{x}_i)\}$ , the random errors, the  
 141 order of interactions, and the randomness due to the algorithm. Here, the metadata  $\{\mathbf{x}_i\}$  and the  
 142 order of interactions enter the definition because they might affect the decisions of a multi-task  
 143 algorithm. When the algorithm does not share information across tasks, the definition reduces to the  
 144 standard single-task Bayes regret [33] accumulated over  $N$  tasks. The Bayes regret is particularly  
 145 suitable for multi-task bandits, under the task distribution view [61, 30].

146 Given the existence of inter-task heterogeneity, the Bayes regret of any bandit algorithms will un-  
 147 avoidably scale linearly with  $N$ . We next introduce a new metric, refer to as the *multi-task regret*,  
 148 which allows us to clearly see the benefits of multi-task learning and can serve as an appropriate  
 149 metric for multi-task bandit algorithms.

150 To begin with, we first review Thompson sampling (TS), which is one of the most popular bandit  
 151 algorithm framework [1, 49, 55]. For each task  $i$ , the standard single-task TS algorithm requires a  
 152 prior  $Q(\mathbf{r}_i)$  as the input, maintains a posterior of  $\mathbf{r}_i$ , and samples an action according to its posterior  
 153 probability of being the optimal one. We denote  $TS(Q(\mathbf{r}))$  as a TS algorithm with some distribution  
 154  $Q(\mathbf{r})$  as the prior. Most Bayes regret guarantees for TS require the specified prior is equal to the true  
 155 distribution of  $\mathbf{r}$  [49, 33]. When this condition is satisfied, it is well-known that this TS algorithm  
 156 is (nearly) optimal for a wide range of problems [49, 33]. In our setup, this assumption means that,  
 157 for each task  $i$ , we will apply  $TS(\mathbb{P}(\mathbf{r}_i|\mathbf{x}_i))$ . It is natural to set such an (nearly) optimal algorithm  
 158 as our skyline, which we refer to as *oracle-TS*.

However, it is arguably a strong assumption that the agent can know  $\mathbb{P}(\mathbf{r}_i|\mathbf{x}_i)$  *a priori*, and a growing  
 literature finds that TS with a mis-specified prior can yield a poor regret due to over-exploration  
 [13, 38, 22, 49, 21]. Therefore, a well-designed metadata-based multi-task MAB algorithm should  
 be able to aggregate data to learn the task distribution pattern (i.e.,  $\mathbb{P}(\mathbf{r}_i|\mathbf{x}_i)$ ), so as to yield similar  
 low regrets with oracle-TS. Motivated by these discussions, we define the *multi-task regret* of an  
 algorithm as the difference between its Bayes regret and the Bayes regret of oracle-TS, which can  
 be equivalently written as

$$MTR(N, \{T_i\}) = \mathbb{E}_{\mathbf{x}, \mathbf{r}, \epsilon} \sum_{i \in [N]} \sum_{t \in [T_i]} (r_{i,A_{i,t}^O} - r_{i,A_{i,t}}),$$

159 where  $A_{i,t}^O$  is the action that oracle-TS takes, and the expectation is additionally taken over its ran-  
 160 domness. This regret reflects the price of not knowing the prior *a priori*, and measures the perfor-  
 161 mance of a multi-task algorithm in learning the task distribution pattern while maintaining a low  
 162 regret. A similar concept is defined in [6] for meta learning in dynamic pricing.

## 163 4 Algorithm: MTTTS

### 164 4.1 General framework

165 To address the metadata-based multi-task MAB problem, in this section, we introduce a general  
 166 hierarchical Bayesian framework to characterize the information-sharing structure among tasks, and  
 167 design a TS algorithm that can continuously learn  $\mathbb{P}(\mathbf{r}|\mathbf{x})$  and yield a low regret. For ease of ex-  
 168 position, we assume discrete probability spaces. Our discussion is equally applicable to continuous  
 169 settings. Two representative examples are given in the following subsections.

170 To learn  $\mathbb{P}(\mathbf{r}|\mathbf{x})$ , we make a model assumption that  $\mathbf{r}_i$  is sampled from  $f(\mathbf{r}_i|\mathbf{x}_i, \boldsymbol{\theta})$ , for a model  $f$   
 171 parameterized by the unknown parameter  $\boldsymbol{\theta}$ . For example, in Gaussian bandits,  $f(\mathbf{r}_i|\mathbf{x}_i, \boldsymbol{\theta})$  can be

---

**Algorithm 1: MTTTS: Multi-task Thompson Sampling**


---

**Input :** Prior  $\mathbb{P}(\boldsymbol{\theta})$  and known parameters of the hierarchical model

- 1 Set  $\mathcal{H} = \{\}$
- 2 **for** every decision point  $j$  **do**
- 3     Retrieve the task index  $i$
- 4     Compute the posterior for  $\mathbf{r}_i$  as  $\mathbb{P}(\mathbf{r}_i|\mathcal{H})$ , according to the hierarchical model (1) (see Section 4.2 and 4.3 for examples)
- 5     Sample a reward vector  $(\tilde{r}_{i,1}, \dots, \tilde{r}_{i,K})^T \sim \mathbb{P}(\mathbf{r}_i|\mathcal{H})$
- 6     Take action  $A_j = \operatorname{argmax}_{a \in [K]} \tilde{r}_{i,a}$
- 7     Receive reward  $R_j$
- 8     Update the dataset as  $\mathcal{H} \leftarrow \mathcal{H} \cup \{(A_j, R_j, \mathbf{x}_i, i)\}$
- 9 **end**

---

172 the conditional density function of a linear model with Gaussian errors (see Section 4.2). We denote  
 173 the prior of  $\boldsymbol{\theta}$  as  $\mathbb{P}(\boldsymbol{\theta})$ . Therefore, our full model is the following Bayesian hierarchical model:

$$\begin{aligned}
 \text{(Prior)} \quad & \boldsymbol{\theta} \sim \mathbb{P}(\boldsymbol{\theta}), \\
 \text{(Inter-task)} \quad & \mathbf{r}_i|\mathbf{x}_i, \boldsymbol{\theta} \sim f(\mathbf{r}_i|\mathbf{x}_i, \boldsymbol{\theta}), \forall i \in [N], \\
 \text{(Intra-task)} \quad & R_{i,t} = \sum_{a \in [K]} \mathbb{I}(A_{i,t} = a) r_{i,a} + \epsilon_{i,t}, \forall i \in [N], t \in [T_i].
 \end{aligned} \tag{1}$$

174 We note that  $\mathbb{P}(\boldsymbol{\theta})$  is specified by the users, and our regret analysis is a worst-case frequentist regret  
 175 bound with respect to  $\boldsymbol{\theta}$ . Besides, the inter-task layer clearly subsumes the meta MAB model  $\mathbf{r}_i|\boldsymbol{\theta} \sim$   
 176  $f(\mathbf{r}_i|\boldsymbol{\theta})$  and the CMAB model  $\mathbf{r}_i = f(\mathbf{x}_i; \boldsymbol{\theta})$  as two special cases.

177 Suppose until a decision point, we have accumulated a dataset  $\mathcal{H} = \{(A_j, R_j, \mathbf{x}_j, i(j))\}_{j=1}^n$ , where  
 178 the data for all tasks have been combined and re-indexed. Here,  $i(j)$  is the task index for the  $j$ th  
 179 tuple in  $\mathcal{H}$ ,  $\mathbf{x}_j = \mathbf{x}_{i(j)}$  is its metadata,  $A_j$  is the implemented action and  $R_j$  is the observed reward.  
 180 Suppose we need to make a decision for task  $i$  at this time point. To adapt the TS algorithm,  
 181 one needs to compute the posterior of  $\mathbf{r}_i$  as  $\mathbb{P}(\mathbf{r}_i|\mathcal{H})$  according to the specified hierarchical model,  
 182 sample a reward vector, and then act greedily to it. Based on this framework, we designed the  
 183 Multi-Task Thompson Sampling (MTTS) algorithm, which is summarized as Algorithm 1.

184 Algorithm 1 is natural and general. Once a hierarchical model is specified, the remaining step to  
 185 adapt MTTTS is to compute the posterior  $\mathbb{P}(\mathbf{r}_i|\mathcal{H})$ . We will discuss two concrete examples in the  
 186 following sections. Before we proceed, we remark that the posterior can be written as

$$\mathbb{P}(\mathbf{r}_i|\mathcal{H}) = \int_{\boldsymbol{\theta}} \mathbb{P}(\boldsymbol{\theta}|\mathcal{H}) f(\mathbf{r}_i|\boldsymbol{\theta}, \mathcal{H}) d\boldsymbol{\theta} \propto \mathbb{P}(\mathcal{H}_i|\mathbf{r}_i) \int_{\boldsymbol{\theta}} \mathbb{P}(\boldsymbol{\theta}|\mathcal{H}) f(\mathbf{r}_i|\mathbf{x}_i, \boldsymbol{\theta}) d\boldsymbol{\theta}, \tag{2}$$

187 where  $\mathcal{H}_i$  is the subset of  $\mathcal{H}$  that contains the history of task  $i$ . Note that  $\mathbb{P}(\mathcal{H}_i|\mathbf{r}_i)$  is the likeli-  
 188 hood for task  $i$  alone. Therefore, (2) provides a nice interpretation: up to a normalization constant,  
 189  $\int_{\boldsymbol{\theta}} \mathbb{P}(\boldsymbol{\theta}|\mathcal{H}) f(\mathbf{r}_i|\mathbf{x}_i, \boldsymbol{\theta}) d\boldsymbol{\theta}$  can be regarded as a prior for task  $i$ , and this prior will be continuously up-  
 190 dated by pooling data based on the hierarchical model. Specifically, data from all tasks are utilized  
 191 to infer  $\boldsymbol{\theta}$  via  $\mathbb{P}(\boldsymbol{\theta}|\mathcal{H})$ , which is then used to infer  $\mathbb{P}(\mathbf{r}_i|\mathbf{x}_i)$  through  $f(\mathbf{r}_i|\mathbf{x}_i, \boldsymbol{\theta})$ . This is consistent  
 192 with our motivations, that we would like to utilize the metadata  $\{\mathbf{x}_i\}$  to guide exploration (via the  
 193 prior), while also using the task-specific history  $\mathcal{H}_i$  (via the likelihood  $\mathbb{P}(\mathcal{H}_i|\mathbf{r}_i)$ ). As a multi-task  
 194 algorithm, MTTTS yields desired interpretability, as one can study how the information from other  
 195 tasks affects one specific task, via investigating how its metadata determines its prior.

196 In addition, the relationship (2) suggests a computationally efficient variant of Algorithm 1. We note  
 197 two facts: (i) it is typically more demanding to compute  $\mathbb{P}(\boldsymbol{\theta}|\mathcal{H})$  than  $\mathbb{P}(\mathcal{H}_i|\mathbf{r}_i) f(\mathbf{r}_i|\mathbf{x}_i, \boldsymbol{\theta})$ , since the  
 198 former involves a regression problem and usually has no explicit form, while the latter usually has  
 199 analytic solutions by choosing conjugate priors; (ii) according to (2), to sample  $\mathbf{r}_i$  from  $\mathbb{P}(\mathbf{r}_i|\mathcal{H})$ , it  
 200 is equivalent to first sample one  $\tilde{\boldsymbol{\theta}}$  from  $\mathbb{P}(\boldsymbol{\theta}|\mathcal{H})$ , and then sample  $\mathbf{r}_i$  with probability proportional  
 201 to  $\mathbb{P}(\mathcal{H}_i|\mathbf{r}_i) f(\mathbf{r}_i|\mathbf{x}_i, \tilde{\boldsymbol{\theta}})$ . Therefore, when it is computationally heavy to sample  $\mathbb{P}(\mathbf{r}_i|\mathcal{H})$  every time,  
 202 we can instead sample  $\tilde{\boldsymbol{\theta}}$  from  $\mathbb{P}(\boldsymbol{\theta}|\mathcal{H})$  at a lower frequency, and apply  $TS(f(\mathbf{r}_i|\mathbf{x}_i, \tilde{\boldsymbol{\theta}}))$  to task  $i$   
 203 before sampling the next value of  $\boldsymbol{\theta}$ . This variant can be regarded as updating the inter-task data  
 204 pooling module in a batch mode, and it shows desired regret in our analysis and negligible costs  
 205 in our experiments. Under the sequential setting, this variant is described in Algorithm 2, and the  
 206 general form is given in Appendix C.2. See Section 4.3 for a concrete example.

---

**Algorithm 2:** Computationally Efficient Variant of MTTs under the Sequential Setting

---

**Input :** Prior  $\mathbb{P}(\boldsymbol{\theta})$  and known parameters of the hierarchical model  
1 Set  $\mathcal{H} = \{\}$  and  $\mathbb{P}(\boldsymbol{\theta}|\mathcal{H}) = \mathbb{P}(\boldsymbol{\theta})$   
2 **for** task  $i \in [N]$  **do**  
3     Sample one  $\tilde{\boldsymbol{\theta}}$  from the current posterior  $\mathbb{P}(\boldsymbol{\theta}|\mathcal{H})$   
4     Apply  $TS(f(\mathbf{r}_i|\mathbf{x}_i, \tilde{\boldsymbol{\theta}}))$  to task  $i$  for  $T_i$  rounds, and collect observed data as  $\mathcal{H}_i$   
5     Update  $\mathcal{H} = \mathcal{H} \cup \mathcal{H}_i$   
6     Update the posterior of  $\boldsymbol{\theta}$  according to the hierarchical model (1)  
7 **end**

---

## 207 4.2 Gaussian bandits with Bayesian linear mixed models

208 In this section, we focus on Gaussian bandits, where the error term  $\epsilon_{i,t}$  follows  $\mathcal{N}(0, \sigma^2)$  for a  
209 known parameter  $\sigma$ . We will first introduce a linear mixed model to characterize the information-  
210 sharing structure, and then derive the corresponding posterior. We use  $\mathbf{I}_m$  to denote an  $m \times m$   
211 identity matrix. Let  $\phi(\cdot, \cdot) : \mathbb{R}^p \times [K] \rightarrow \mathbb{R}^d$  be a known map from the metadata-action pair to a  
212  $d$ -dimensional transformed feature vector, and let  $\Phi_i = (\phi(\mathbf{x}_i, 1), \dots, \phi(\mathbf{x}_i, K))^T$ . We focus on  
213 the case that  $\mathbb{E}(\mathbf{r}_i|\mathbf{x}_i)$  is linear in  $\Phi_i$  and consider the following linear mixed model (LMM):

$$\mathbf{r}_i = \Phi_i \boldsymbol{\theta} + \boldsymbol{\delta}_i, \quad \forall i \in [N] \quad (3)$$

214 where  $\boldsymbol{\theta}$  is an unknown vector, and  $\boldsymbol{\delta}_i \stackrel{i.i.d.}{\sim} \mathcal{N}(\mathbf{0}, \boldsymbol{\Sigma})$  for some known covariance matrix  $\boldsymbol{\Sigma}$ . In this  
215 model, the *fixed effect* term  $\Phi_i \boldsymbol{\theta}$  captures the task relations through their metadata, and the *random*  
216 *effect* term  $\boldsymbol{\delta}_i$  allows inter-task heterogeneity that can not be captured by the metadata. We adopt the  
217 prior distribution  $\boldsymbol{\theta} \sim \mathcal{N}(\boldsymbol{\mu}_\theta, \boldsymbol{\Sigma}_\theta)$  with hyper-parameters  $\boldsymbol{\mu}_\theta$  and  $\boldsymbol{\Sigma}_\theta$ .

The posterior of  $\mathbf{r}_i$  under LMM has an analytic expression. We begin by introducing some notations. Recall that the history is  $\mathcal{H} = \{(A_j, R_j, \mathbf{x}_j, i(j))\}_{j=1}^n$  of size  $n$ . Denote  $\mathbf{R} = (R_1, \dots, R_n)^T$  and  $\Phi = (\phi(\mathbf{x}_1, A_1), \dots, \phi(\mathbf{x}_n, A_n))^T$ . Let  $\Sigma_{a,a'}$  be the  $(a, a')$ -th entry of  $\boldsymbol{\Sigma}$ . The LMM induces an  $n \times n$  kernel matrix  $\mathbf{K}$ , the  $(l, m)$ -th entry of which is  $\phi^T(\mathbf{x}_l, A_l) \boldsymbol{\Sigma}_\theta \phi(\mathbf{x}_m, A_m) + \Sigma_{A_l, A_m} \mathbb{I}(i = i')$ . Finally, define a  $K \times n$  matrix  $\mathbf{M}_i$ , such that the  $(a, j)$ -th entry of  $\mathbf{M}_i$  is  $\mathbb{I}(i(j) = i) \Sigma_{A_j, a}$ . The posterior of  $\mathbf{r}_i$  follows a multivariate normal distribution, with mean and covariance as

$$\begin{aligned} \mathbb{E}(\mathbf{r}_i|\mathcal{H}) &= \Phi_i \boldsymbol{\mu}_\theta + (\Phi_i \boldsymbol{\Sigma}_\theta \Phi_i^T + \mathbf{M}_i)(\mathbf{K} + \sigma^2 \mathbf{I}_n)^{-1}(\mathbf{R} - \Phi \boldsymbol{\mu}_\theta), \\ \text{cov}(\mathbf{r}_i|\mathcal{H}) &= (\Phi_i \boldsymbol{\Sigma}_\theta \Phi_i^T + \boldsymbol{\Sigma}) - (\Phi_i \boldsymbol{\Sigma}_\theta \Phi_i^T + \mathbf{M}_i)(\mathbf{K} + \sigma^2 \mathbf{I}_n)^{-1}(\Phi_i \boldsymbol{\Sigma}_\theta \Phi_i^T + \mathbf{M}_i)^T. \end{aligned}$$

218 At each decision point, we can then follow Algorithm 1 to act. The computation is dominated by the  
219 matrix inverse of  $(\mathbf{K} + \sigma^2 \mathbf{I}_n)$ . In Appendix C.1, we introduce an efficient implementation via using  
220 the Woodbury matrix identity [46] and the block structure induced by the LMM.

221 **Remark 1.** *The idea of addressing metadata-based multi-task MAB problems via mixed effect mod-*  
222 *els is generally applicable. One can replace the linear form of (3) with other functional forms and*  
223 *proceed similarly. As an example, a mixed-effect Gaussian process model and the corresponding*  
224 *MTTS algorithm are derived in Appendix D.2.*

## 225 4.3 Bernoulli bandits with Beta-Bernoulli logistic models

226 The Bernoulli bandits, where the reward is a binary random variable, is another popular MAB prob-  
227 lem. As a concrete example, we consider the Beta-Bernoulli logistic model (BBLM) to characterize  
228 the information-sharing structure. Recall  $r_{i,a}$  is the expected reward of the  $a$ th arm of task  $i$ . In  
229 BBLM,  $r_{i,a}$  follows a Beta distribution with  $\mathbb{E}(r_{i,a}|\mathbf{x}_i)$  being a logistic function of  $\phi^T(\mathbf{x}_i, a)\boldsymbol{\theta}$ . We  
230 assume the prior  $\boldsymbol{\theta} \sim \mathcal{N}(\boldsymbol{\mu}_\theta, \boldsymbol{\Sigma}_\theta)$  as well. The BBLM is then defined as

$$\begin{aligned} r_{i,a} &\sim \text{Beta}(\text{logistic}(\phi^T(\mathbf{x}_i, a)\boldsymbol{\theta}), \psi), \quad \forall a \in [K], i \in [N] \\ R_{i,t} &\sim \text{Bernoulli}\left(\sum_{a \in [K]} \mathbb{I}(A_{i,t} = a) r_{i,a}\right), \quad \forall t \in [T_i], i \in [N], \end{aligned} \quad (4)$$

231 where  $\text{logistic}(x) \equiv 1/(1 + \exp^{-1}(x))$ ,  $\psi$  is a known parameter, and  $\text{Beta}(\mu, \psi)$  denotes a Beta  
232 distribution with mean  $\mu$  and precision  $\psi$ . In regression analysis, the BBLM is popular for binary  
233 responses when there exist multiple levels in the data structure [18, 43].

234 One challenge to adapting Algorithm 1 to Bernoulli bandits is that the posterior does not have an  
 235 explicit form. This is also a common challenge to generalized linear bandits [34, 32]. In model (4),  
 236 the main challenge comes from the Beta logistic model part. We can hence follow the algorithm  
 237 suggested by (2) to sample  $\theta$  at a lower frequency. The nice hierarchical structure of model (4) al-  
 238 lows efficient computation of the posterior of  $\theta$  via approximate posterior inference algorithms, such  
 239 as Gibbs sampler [26] or variational inference [8]. For example, with Gibbs sampler, the algorithm  
 240 will alternate between the first layer of (4), which involves a Beta regression, and its second layer,  
 241 which yields a Beta-Binomial conjugate form. Both parts are computationally tractable. We defer  
 242 the details to Appendix C.3 to save space. Finally, we note that, similar models and computation  
 243 techniques can be developed for other reward variable distributions with a conjugate prior.

## 244 5 Regret Analysis

245 In this section, we present the regret bound for MTTTS under the linear mixed model introduced in  
 246 Section 4.2. We will focus on a simplified version of Algorithm 1, due to the technical challenge  
 247 to analyze the behaviour of TS with a misspecified prior. Indeed, to analyze MTTTS, we need a  
 248 tight bound on the difference in Bayes regret between TS with a misspecified prior and TS with  
 249 the correct prior. To the best of our knowledge, it is still an open and challenging problem in the  
 250 literature [6, 30].

251 We consider two modifications (see Appendix G for a formal description): (i) we introduce an  
 252 "alignment period" for each task, by pulling each arm once in its first  $K$  interactions, and (ii) in-  
 253 stead of continuously updating the prior as in (2), we fix down a prior for each task after its alignment  
 254 period, with the prior learned from data generated during all finished alignment periods. These two  
 255 modifications are considered so that we can apply our "prior alignment" proof technique, which is  
 256 inspired by [6] and allows us to bound the multi-task regret. We note similar modifications are im-  
 257 posed in the literature as well, due to similar technical challenges [6, 30]. The former modification  
 258 causes an additional  $O(NK)$  regret, and the latter essentially utilizes less information in construct-  
 259 ing the priors than Algorithm 1 and is imposed to simplify the analysis. Even though, the modified  
 260 version suffices to show the benefits of information sharing. Besides, the second modification is  
 261 consistent with Algorithm 2 and hence we provide certain guarantees to this variant. Finally, the  
 262 vanilla MTTTS (Algorithm 1) shows desired sublinear regrets in experiments.

263 For a matrix  $\mathbf{A}$ , we denote its operator norm and minimum singular value by  $\|\mathbf{A}\|$  and  $\sigma_{\min}(\mathbf{A})$ ,  
 264 respectively. For a vector  $\mathbf{v}$ , we define  $\|\mathbf{v}\|$  to be its  $\ell_2$  norm.  $\tilde{O}$  is the big- $O$  notation that hides  
 265 logarithmic terms. We make the following regularity assumptions.

266 **Assumption 1.**  $\sigma_{\min}(\mathbb{E}(\Phi_i^T \Phi_i)) \geq Kc_1$  and  $\max_{i \in [N]} \|\Phi_i^T \Phi_i\| \leq KC_1$  for some positive con-  
 267 stants  $c_1$  and  $C_1$ .

268 **Assumption 2.**  $\max_{a \in [K]} \|\phi(\mathbf{x}_i, a)\| \leq C_2$  and  $\|\theta\| \leq C_3$  for some positive constants  $C_2$  and  $C_3$ .

269 **Assumption 3.**  $\|\mu_\theta\|$ ,  $\|\Sigma_\theta\|$  and  $\|\Sigma\|$  are bounded.

270 These regularity conditions are standard in the literature on Bayesian bandits [48, 33], linear bandits  
 271 [2, 10] and feature-based structured bandits [44, 37]. Under these conditions, we can derive the  
 272 following regret bound for the modified MTTTS. For simplicity, we assume  $T_1 = \dots = T_N = T$ .

**Theorem 1.** *Under Assumptions 1 – 3, when  $d = o(N)$  and  $K < \min(N, T)$ , the multi-task regret of the modified MTTTS under the LMM is bounded as*

$$\begin{aligned} MTR(N, \{T_i\}) &= O(\sqrt{N \log(NT)}(\sqrt{d} + \sqrt{\log(NT)})\sqrt{TK \log T} + \log^2(NT)\sqrt{(T-K)K \log T} + NK) \\ &= \tilde{O}(\sqrt{Nd}\sqrt{TK} + NK). \end{aligned} \quad (5)$$

273 We remark this is a worst-case frequentist regret bound with respect to  $\theta$ . To save space, the proof  
 274 of Theorem 1 is deferred to Appendix G. Note that the single-task Bayes regret of oracle-TS is  
 275  $O(\sqrt{TK \log T})$  based on the literature (e.g., [33]). The Bayes regret of the modified MTTTS then  
 276 follows from the definition of multi-task regret.

277 **Corollary 1.** *Under the same conditions as Theorem 1, the Bayes regret of the modified MTTTS can*  
 278 *be bounded as  $BR(N, \{T_i\}) = \tilde{O}(\sqrt{Nd}\sqrt{TK} + NK + N\sqrt{TK})$ .*

279 **Discussions.** For comparison purposes, we informally summarize the regret bounds of several  
 280 baselines in Table 5. To save space, the formal statements and their proofs are deferred to Appendix  
 281 H. We consider the following algorithms: (i) One TS policy for all tasks, referred to as *one-size-*  
 282 *fit-all (OSFA)*; (ii) An individual TS policy for each task, referred to as *individual-TS*; (iii) TS for

**Table 1:** A summary of the multi-task regret bounds under the LMM. All logarithmic terms are hidden.

	MTTS (the proposed)	meta-TS	individual-TS	linear-TS	OSFA
Model	$\mathbf{r}_i \sim f(\mathbf{r}_i \mathbf{x}_i; \boldsymbol{\theta})$	$\mathbf{r}_i \sim f(\mathbf{r} \boldsymbol{\theta})$	$\mathbf{r}_i \sim \mathbb{P}(\mathbf{r})$	$\mathbf{r}_i = f(\mathbf{x}_i; \boldsymbol{\theta})$	$\mathbf{r}_i \equiv \mathbf{r} \sim \mathbb{P}(\mathbf{r})$
MTR	$\sqrt{Nd}\sqrt{TK} + NK$	$N\sqrt{TK}$	$N\sqrt{TK}$	$NT$	$NT$

linear bandits [2], referred to as *linear-TS*; (iv) Meta-Thompson sampling (meta-TS) proposed in [30]. Specifically, meta-TS, under the Gaussian bandits setting, assumes  $\mathbf{r}_i \sim \mathcal{N}(\boldsymbol{\mu}, \boldsymbol{\Sigma})$  for some unknown vector  $\boldsymbol{\mu}$ , and it pools data to learn  $\boldsymbol{\mu}$ . To recap, OSFA ignores the inter-task heterogeneity and linear-TS assumes  $\mathbf{r}_i$  is fully determined by the metadata, while individual-TS does not share information and meta-TS fails to utilize the metadata to efficiently share information.

In the MTR bound for MTTS (5), the first term is sublinear in  $N$ , which implies MTTS is continuously learning about  $\mathbb{P}(\mathbf{r}_i|\mathbf{x}_i)$  and will behave closer to oracle-TS as  $N$  increases. The  $\tilde{O}(NK)$  term is due to the imposed  $K$  alignment rounds in our analysis. In contrast to MTTS, the multi-task regrets of these baseline algorithms unavoidably scale linearly in  $N$ , since they fail to utilize knowledge about  $\mathbb{P}(\mathbf{r}_i|\mathbf{x}_i)$ , which can efficiently guide the exploration. The regret rates suggest that MTTS is particularly valuable in task-rich settings ( $N \gg d$ ). We note that, although their difference in multi-task regret is of the same order as the Bayes regret of oracle-TS, which implies the Bayes regret of MTTS, meta-TS, and individual-TS will be of the same order, the hidden multiplicative factors can differ a lot. We observe a substantial gap in the experiments. Finally, OSFA and linear-TS even suffer a linear regret in  $T$ , due to the bias caused by ignoring the heterogeneity. In contrast, MTTS yields a desired sublinear Bayes regret in  $T$ . Finally, [30] adopts a recursive approach to obtain a  $\tilde{O}(\sqrt{NKT^2} + N\sqrt{KT})$  Bayes regret bound for meta-TS. Our bound clearly demonstrates the usefulness of the prior alignment proof technique, which can be applied to meta-TS as well.

## 6 Experiments

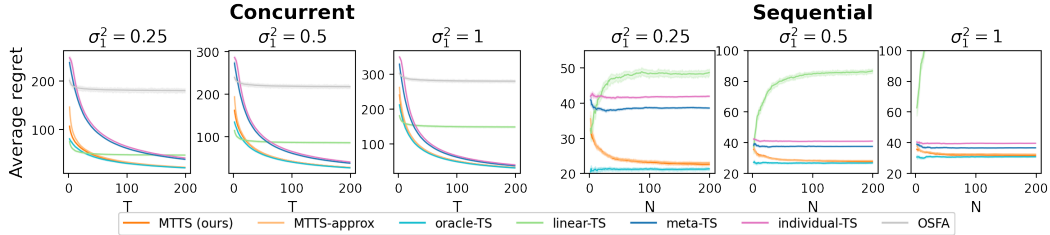
In this section, we conduct simulation experiments to support our theoretical results and study the empirical performance of MTTS. We use model (3) and (4) as our data generation model for Gaussian bandits and Bernoulli bandits, respectively. In the main text, we present results with  $N = 200$ ,  $T = 200$ ,  $K = 8$  and  $d = 15$ . We set  $\phi(\mathbf{x}_i, a) = (\mathbf{1}_a^T, \tilde{\phi}_{i,a}^T)^T$ , where  $\mathbf{1}_a$  is a length- $K$  indicator vector taking value 1 at the  $a$ -th entry, and  $\tilde{\phi}_{i,a}$  is sampled from  $\mathcal{N}(\mathbf{0}, \mathbf{I}_{d-K})$ . The coefficient vector  $\boldsymbol{\theta}$  is sampled from  $\mathcal{N}(\mathbf{0}, d^{-1}\mathbf{I}_d)$ . For Gaussian bandits, we set  $\sigma = 1$  and  $\boldsymbol{\Sigma} = \sigma_1^2 \mathbf{I}_K$ , for different values of  $\sigma_1$ . For Bernoulli bandits, we vary the precision  $\psi$ . A higher value of  $\sigma_1$  or  $\psi$  implies a larger inter-task heterogeneity conditional on the metadata. We consider two representative types of task sequence: (i) the *sequential* setting, where the  $(i+1)$ -th task begins after we finish the  $i$ -th task, and (ii) the *concurrent* setting, where we interact with all tasks for the  $t$ -th time simultaneously.

For Gaussian bandits, we compare MTTS with the four algorithms discussed in Section 5: OSFA, individual-TS, linear-TS, and meta-TS. Besides, we also investigate the performance of the computationally efficient variant of MTTS in Algorithm 2, referred to as MTTS-approx. For Bernoulli bandits, we replace linear-TS with a TS algorithm for generalized linear bandits [32], which is referred to as GLB-TS. The other baselines are also replaced with their Bernoulli variants. To set the priors for these TS algorithms, we apply the law of total expectation (variance) to integrate out  $(\mathbf{x}, \mathbf{r})$  to specify the mean (variance) term. See Appendix F for more details about the implementations.

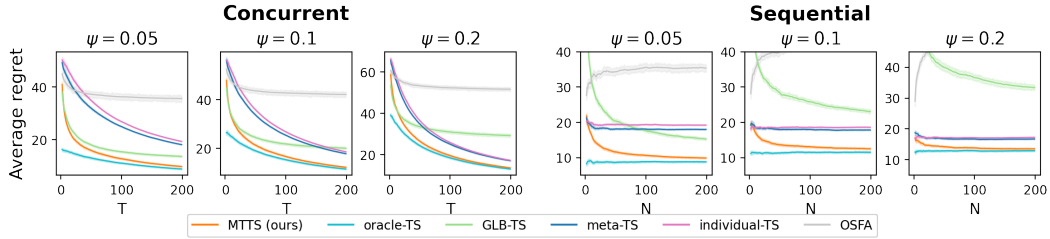
**Results.** Results aggregated over 100 random seeds are presented in Figure 2. Under the concurrent setting, the average Bayes regrets per interaction are displayed, which shows the trend with  $T$ ; under the sequential setting, the average Bayes regrets per task are displayed, which shows the trend with  $N$ . Such a choice allows us to see the regret rates derived in Section 5 more clearly. Recall that the multi-task regret of an algorithm can be calculated as the difference between the Bayes regret of itself and oracle-TS. For ease of comparison, we also report the multi-task regrets in Appendix E.2.

Overall, MTTS performs favorably compared with the other baselines. Our findings can be summarized as follows. First, in the sequential setting, the Bayes regret of MTTS approaches that of oracle-TS, which shows that MTTS yields a sublinear multi-task regret in  $N$ . This implies MTTS is learning  $\mathbb{P}(\mathbf{r}|\mathbf{x})$  and will eventually behave similarly to oracle-TS. In contrast, there exists a consistent and significant performance gap between oracle-TS and the other baselines. This demonstrates the benefit of metadata-based information sharing. Second, in the concurrent setting, MTTS shows





(a) Gaussian bandits. The regrets of OSFA are much higher in some subplots and hence hidden.



(b) Bernoulli bandits. A larger value of  $\psi$  implies a larger variation of  $r_i$  condition on  $\mathbf{x}_i$ .

**Figure 2:** Average Bayes regret for various methods. Shared areas indicate the standard errors of the averages.

331 a sublinear Bayes regret in  $T$ . This implies MTTTS is learning the best arm for each task. Although  
 332 individual-TS and meta-TS also yield sublinear trends, their cumulative regrets can be significantly  
 333 higher. For example, in Gaussian bandits, the cumulative regret of MTTTS is only 53.3% of the re-  
 334 gret for individual-TS when  $\sigma_1^2 = 0.25$ , and 68.2% when  $\sigma_1^2 = 0.5$ . This demonstrates that, with  
 335 information sharing and the guidance of metadata, MTTTS can explore more efficiently. The benefit  
 336 is particularly important when the horizon  $T$  is not long, and MTTTS enables a jump-start for each  
 337 task. Third, the trend with  $\sigma_1^2$  and  $\psi$  is clear: when the metadata is less useful ( $\sigma_1^2 = 1$  or  $\psi = 0.2$ ),  
 338 the performance of meta-TS and individual-TS becomes closer to MTTTS, while linear-TS (GLB-TS)  
 339 and OSFA suffer from the bias; when the metadata is highly informative, the advantage of MTTTS  
 340 over meta-TS and individual-TS becomes much more significant, and the performance of linear-  
 341 TS (GLB-TS) becomes relatively better. Overall, MTTTS shows robustness. Lastly, MTTTS-approx  
 342 yields similar performance with the vanilla MTTTS, except when  $N$  is still small.

343 Additional results under other settings are reported in Appendix E.3, where MTTTS consistently  
 344 performs favorably, and shows reasonable trends with hyperparameters such as  $N$ ,  $K$ , and  $d$ . Finally,  
 345 recall that, to share information, we made a model assumption that  $r_i|\mathbf{x}_i, \boldsymbol{\theta} \sim f(r_i|\mathbf{x}_i, \boldsymbol{\theta})$ . When  
 346 this model is correctly specified, MTTTS has shown superior theoretical and numerical performance.  
 347 Intuitively, this model is designed to pool information to provide an informative prior. As long as the  
 348 learned prior provides reasonable information relative to a manually specified one, the performance  
 349 of MTTTS is expected to be better or at least comparable. We empirically investigate the impact of  
 350 model misspecification to MTTTS in Appendix E.1, where MTTTS demonstrates great robustness.

## 351 7 Discussion

352 In this paper, we study the metadata-based multi-task MAB problem, where we can utilize the meta-  
 353 data to capture and learn task relations, so as to judiciously share knowledge. We formalize this  
 354 problem under a general framework and define the notion of regret. We propose to address this  
 355 problem with Bayesian hierarchical models and design a TS-type algorithm, MTTTS, to share infor-  
 356 mation and minimize regrets. Two concrete examples are analyzed and efficient implementations  
 357 are discussed. The derived regret rates and experiment results both support the usefulness of MTTTS.

358 The proposed framework can be extended in several aspects. First, the variance components are  
 359 assumed known for the two examples in Section 4. In practice, we can apply empirical Bayes to  
 360 update these hyperparameters adaptively. See Appendix D.3 for details. Second, our work can be  
 361 extended to contextual bandits, based on the idea of clustering of bandits [20, 36] when the set  
 362 of task instances is finite, or the idea of contextual Markov decision process [41] when the set is  
 363 infinite. See Appendix D.4 for details. Third, while our analysis for MTTTS can be directly extended  
 364 to other functional forms, the prior alignment technique does utilize some properties of Gaussian  
 365 distributions. A novel analysis of TS with mis-specified priors would be of independent interest.

## References

- 366
- 367 [1] Agrawal, S.; and Goyal, N. 2013. Further optimal regret bounds for thompson sampling. In  
368 *Artificial intelligence and statistics*, 99–107. PMLR.
- 369 [2] Agrawal, S.; and Goyal, N. 2013. Thompson sampling for contextual bandits with linear  
370 payoffs. In *International Conference on Machine Learning*, 127–135. PMLR.
- 371 [3] Anderer, A.; Bastani, H.; and Silberholz, J. 2019. Adaptive Clinical Trial Designs with Surro-  
372 gates: When Should We Bother? Available at SSRN 3397464 .
- 373 [4] Arya, S.; and Yang, Y. 2020. Randomized allocation with nonparametric estimation for contex-  
374 tual multi-armed bandits with delayed rewards. *Statistics & Probability Letters* 164: 108818.
- 375 [5] Azar, M. G.; Lazaric, A.; and Brunskill, E. 2013. Sequential transfer in multi-armed bandit  
376 with finite set of models. *arXiv preprint arXiv:1307.6887* .
- 377 [6] Bastani, H.; Simchi-Levi, D.; and Zhu, R. 2019. Meta Dynamic Pricing: Transfer Learning  
378 Across Experiments. Available at SSRN 3334629 .
- 379 [7] Baxter, J. 2000. A model of inductive bias learning. *Journal of artificial intelligence research*  
380 12: 149–198.
- 381 [8] Blei, D. M.; Kucukelbir, A.; and McAuliffe, J. D. 2017. Variational inference: A review for  
382 statisticians. *Journal of the American statistical Association* 112(518): 859–877.
- 383 [9] Boutilier, C.; Hsu, C.-w.; Kveton, B.; Mladenov, M.; Szepesvari, C.; and Zaheer, M. 2020.  
384 Differentiable Meta-Learning of Bandit Policies .
- 385 [10] Cella, L.; Lazaric, A.; and Pontil, M. 2020. Meta-learning with stochastic linear bandits. In  
386 *International Conference on Machine Learning*, 1360–1370. PMLR.
- 387 [11] Cesa-Bianchi, N.; Gentile, C.; Mansour, Y.; and Minora, A. 2016. Delay and cooperation in  
388 nonstochastic bandits. In *Conference on Learning Theory*, 605–622. PMLR.
- 389 [12] Cesa-Bianchi, N.; Gentile, C.; and Zappella, G. 2013. A gang of bandits. In *Proceedings of the*  
390 *26th International Conference on Neural Information Processing Systems-Volume 1*, 737–745.
- 391 [13] Chapelle, O.; and Li, L. 2011. An empirical evaluation of thompson sampling. *Advances in*  
392 *neural information processing systems* 24: 2249–2257.
- 393 [14] Devlin, J.; Chang, M.-W.; Lee, K.; and Toutanova, K. 2018. Bert: Pre-training of deep bidi-  
394 rectional transformers for language understanding. *arXiv preprint arXiv:1810.04805* .
- 395 [15] Dubey, A.; et al. 2020. Cooperative multi-agent bandits with heavy tails. In *International*  
396 *Conference on Machine Learning*, 2730–2739. PMLR.
- 397 [16] Dumitrascu, B.; Feng, K.; and Engelhardt, B. E. 2018. PG-TS: Improved Thompson sampling  
398 for logistic contextual bandits. *arXiv preprint arXiv:1805.07458* .
- 399 [17] Durand, A.; Achilleos, C.; Iacovides, D.; Strati, K.; Mitsis, G. D.; and Pineau, J. 2018. Con-  
400 textual bandits for adapting treatment in a mouse model of de novo carcinogenesis. In *Machine*  
401 *learning for healthcare conference*, 67–82. PMLR.
- 402 [18] Forcina, A.; and Franconi, L. 1988. Regression analysis with the beta-binomial distribution.  
403 *Rivista di Statistica Applicata* 21(1).
- 404 [19] Foster, D. J.; Gentile, C.; Mohri, M.; and Zimmert, J. 2020. Adapting to Misspecification in  
405 Contextual Bandits. *Advances in Neural Information Processing Systems* 33.
- 406 [20] Gentile, C.; Li, S.; and Zappella, G. 2014. Online clustering of bandits. In *International*  
407 *Conference on Machine Learning*, 757–765. PMLR.
- 408 [21] Hamidi, N.; and Bayati, M. 2020. On Worst-case Regret of Linear Thompson Sampling. *arXiv*  
409 *preprint arXiv:2006.06790* .

- 410 [22] Honda, J.; and Takemura, A. 2014. Optimality of Thompson sampling for Gaussian bandits  
411 depends on priors. In *Artificial Intelligence and Statistics*, 375–383. PMLR.
- 412 [23] Hong, J.; Kveton, B.; Zaheer, M.; Chow, Y.; Ahmed, A.; and Boutilier, C. 2020. Latent Bandits  
413 Revisited. *arXiv preprint arXiv:2006.08714* .
- 414 [24] Hong, J.; Kveton, B.; Zaheer, M.; Chow, Y.; Ahmed, A.; Ghavamzadeh, M.; and Boutilier, C.  
415 2020. Non-Stationary Latent Bandits. *arXiv preprint arXiv:2012.00386* .
- 416 [25] Hsu, C.-W.; Kveton, B.; Meshi, O.; Mladenov, M.; and Szepesvari, C. 2019. Empirical Bayes  
417 regret minimization. *arXiv preprint arXiv:1904.02664* .
- 418 [26] Johnson, A. A.; Jones, G. L.; et al. 2010. Gibbs sampling for a Bayesian hierarchical general  
419 linear model. *Electronic Journal of Statistics* 4: 313–333.
- 420 [27] Kar, S.; Poor, H. V.; and Cui, S. 2011. Bandit problems in networks: Asymptotically efficient  
421 distributed allocation rules. In *2011 50th IEEE Conference on Decision and Control and  
422 European Control Conference*, 1771–1778. IEEE.
- 423 [28] Krishnamurthy, S. K.; Hadad, V.; and Athey, S. 2021. Adapting to misspecification in contex-  
424 tual bandits with offline regression oracles. *arXiv preprint arXiv:2102.13240* .
- 425 [29] Krishnamurthy, S. K.; Hadad, V.; and Athey, S. 2021. Tractable contextual bandits beyond  
426 realizability. In *International Conference on Artificial Intelligence and Statistics*, 1423–1431.  
427 PMLR.
- 428 [30] Kveton, B.; Konobeev, M.; Zaheer, M.; Hsu, C.-w.; Mladenov, M.; Boutilier, C.; and Szepes-  
429 vari, C. 2021. Meta-Thompson Sampling. *arXiv preprint arXiv:2102.06129* .
- 430 [31] Kveton, B.; Mladenov, M.; Hsu, C.-W.; Zaheer, M.; Szepesvari, C.; and Boutilier, C. 2021.  
431 Meta-Learning Bandit Policies by Gradient Ascent.
- 432 [32] Kveton, B.; Zaheer, M.; Szepesvari, C.; Li, L.; Ghavamzadeh, M.; and Boutilier, C. 2020.  
433 Randomized exploration in generalized linear bandits. In *International Conference on Artificial  
434 Intelligence and Statistics*, 2066–2076. PMLR.
- 435 [33] Lattimore, T.; and Szepesvári, C. 2020. *Bandit algorithms*. Cambridge University Press.
- 436 [34] Li, L.; Lu, Y.; and Zhou, D. 2017. Provably optimal algorithms for generalized linear contex-  
437 tual bandits. In *International Conference on Machine Learning*, 2071–2080. PMLR.
- 438 [35] Li, L. H.; Yatskar, M.; Yin, D.; Hsieh, C.-J.; and Chang, K.-W. 2019. Visualbert: A simple and  
439 performant baseline for vision and language. *arXiv preprint arXiv:1908.03557* .
- 440 [36] Li, S.; Karatzoglou, A.; and Gentile, C. 2016. Collaborative filtering bandits. In *Proceedings  
441 of the 39th International ACM SIGIR conference on Research and Development in Information  
442 Retrieval*, 539–548.
- 443 [37] Li, S.; and Zhang, S. 2018. Online clustering of contextual cascading bandits. In *Proceedings  
444 of the AAAI Conference on Artificial Intelligence*, volume 32.
- 445 [38] Liu, C.-Y.; and Li, L. 2016. On the prior sensitivity of Thompson sampling. In *International  
446 Conference on Algorithmic Learning Theory*, 321–336. Springer.
- 447 [39] Lu, T.; Pál, D.; and Pál, M. 2010. Contextual multi-armed bandits. In *Proceedings of the  
448 Thirteenth international conference on Artificial Intelligence and Statistics*, 485–492. JMLR  
449 Workshop and Conference Proceedings.
- 450 [40] Luo, L.; Yao, Y.; Gao, F.; and Zhao, C. 2018. Mixed-effects Gaussian process modeling  
451 approach with application in injection molding processes. *Journal of Process Control* 62:  
452 37–43.
- 453 [41] Modi, A.; Jiang, N.; Singh, S.; and Tewari, A. 2018. Markov decision processes with continu-  
454 ous side information. In *Algorithmic Learning Theory*, 597–618. PMLR.

- 455 [42] Nabi, S.; Nassif, H.; Hong, J.; Mamani, H.; and Imbens, G. 2020. Bayesian Meta-Prior  
456 Learning Using Empirical Bayes. *arXiv preprint arXiv:2002.01129* .
- 457 [43] Najera-Zuloaga, J.; Lee, D.-J.; and Arostegui, I. 2018. Comparison of beta-binomial regression  
458 model approaches to analyze health-related quality of life data. *Statistical methods in medical  
459 research* 27(10): 2989–3009.
- 460 [44] Ou, M.; Li, N.; Zhu, S.; and Jin, R. 2018. Multinomial logit bandit with linear utility functions.  
461 *arXiv preprint arXiv:1805.02971* .
- 462 [45] Raina, R.; Ng, A. Y.; and Koller, D. 2006. Constructing informative priors using transfer  
463 learning. In *Proceedings of the 23rd international conference on Machine learning*, 713–720.
- 464 [46] Rasmussen, C. E. 2003. Gaussian processes in machine learning. In *Summer school on ma-  
465 chine learning*, 63–71. Springer.
- 466 [47] Reeve, H.; Mellor, J.; and Brown, G. 2018. The k-nearest neighbour ucb algorithm for multi-  
467 armed bandits with covariates. In *Algorithmic Learning Theory*, 725–752. PMLR.
- 468 [48] Russo, D.; and Van Roy, B. 2014. Learning to optimize via posterior sampling. *Mathematics  
469 of Operations Research* 39(4): 1221–1243.
- 470 [49] Russo, D.; Van Roy, B.; Kazerouni, A.; Osband, I.; and Wen, Z. 2017. A tutorial on thompson  
471 sampling. *arXiv preprint arXiv:1707.02038* .
- 472 [50] Shen, W.; Wang, J.; Jiang, Y.-G.; and Zha, H. 2015. Portfolio choices with orthogonal bandit  
473 learning. In *Twenty-fourth international joint conference on artificial intelligence*.
- 474 [51] Shi, J.; Wang, B.; Will, E.; and West, R. 2012. Mixed-effects Gaussian process functional  
475 regression models with application to dose–response curve prediction. *Statistics in medicine*  
476 31(26): 3165–3177.
- 477 [52] Sodhani, S.; Zhang, A.; and Pineau, J. 2021. Multi-Task Reinforcement Learning with  
478 Context-based Representations. *arXiv preprint arXiv:2102.06177* .
- 479 [53] Srinivas, N.; Krause, A.; Kakade, S. M.; and Seeger, M. 2009. Gaussian process optimization  
480 in the bandit setting: No regret and experimental design. *arXiv preprint arXiv:0912.3995* .
- 481 [54] Thrun, S. 1998. Lifelong learning algorithms. In *Learning to learn*, 181–209. Springer.
- 482 [55] Tomkins, S.; Liao, P.; Klasnja, P.; and Murphy, S. 2020. IntelligentPooling: Practical Thomp-  
483 son Sampling for mHealth. *arXiv preprint arXiv:2008.01571* .
- 484 [56] Vaswani, S.; Schmidt, M.; and Lakshmanan, L. 2017. Horde of bandits using gaussian markov  
485 random fields. In *Artificial Intelligence and Statistics*, 690–699. PMLR.
- 486 [57] Wang, P.-A.; Proutiere, A.; Ariu, K.; Jedra, Y.; and Russo, A. 2020. Optimal algorithms for  
487 multiplayer multi-armed bandits. In *International Conference on Artificial Intelligence and  
488 Statistics*, 4120–4129. PMLR.
- 489 [58] Wang, Y.; and Khardon, R. 2012. Nonparametric Bayesian Mixed-effect Model: a Sparse  
490 Gaussian Process Approach. *Journal of Machine Learning Research* 2012: 1–27.
- 491 [59] Wang, Z.; Zhang, C.; Singh, M. K.; Riek, L.; and Chaudhuri, K. 2021. Multitask Bandit Learn-  
492 ing Through Heterogeneous Feedback Aggregation. In *International Conference on Artificial  
493 Intelligence and Statistics*, 1531–1539. PMLR.
- 494 [60] You, Q.; Wu, O.; Luo, G.; and Hu, W. 2016. Metadata-Based Clustered Multi-task Learning  
495 for Thread Mining in Web Communities. In *International Conference on Machine Learning  
496 and Data Mining in Pattern Recognition*, 421–434. Springer.
- 497 [61] Zhang, Y.; and Yang, Q. 2017. A survey on multi-task learning. *arXiv preprint  
498 arXiv:1707.08114* .

- 499 [62] Zheng, Z.; Wang, Y.; Dai, Q.; Zheng, H.; and Wang, D. 2019. Metadata-driven Task Relation  
500 Discovery for Multi-task Learning. In *IJCAI*, 4426–4432.
- 501 [63] Zhou, L. 2015. A survey on contextual multi-armed bandits. *arXiv preprint arXiv:1508.03326*  
502 .
- 503 [64] Zhou, Q.; Zhang, X.; Xu, J.; and Liang, B. 2017. Large-scale bandit approaches for recom-  
504 mender systems. In *International Conference on Neural Information Processing*, 811–821.  
505 Springer.

506 **Checklist**

- 507 1. For all authors...
- 508 (a) Do the main claims made in the abstract and introduction accurately reflect the paper's  
509 contributions and scope? [Yes]
- 510 (b) Did you describe the limitations of your work? [Yes] See Section 6 about the potential  
511 model misspecification and Section 7 for possible extensions.
- 512 (c) Did you discuss any potential negative societal impacts of your work? [Yes] We are  
513 not aware of any particular negative societal consequences of this work, since we have  
514 not proposed any new use cases than existing bandit algorithms.
- 515 (d) Have you read the ethics review guidelines and ensured that your paper conforms to  
516 them? [Yes]
- 517 2. If you are including theoretical results...
- 518 (a) Did you state the full set of assumptions of all theoretical results? [Yes] See Section 5  
519 (b) Did you include complete proofs of all theoretical results? [Yes] See Appendix G.
- 520 3. If you ran experiments...
- 521 (a) Did you include the code, data, and instructions needed to reproduce the main ex-  
522 perimental results (either in the supplemental material or as a URL)? [Yes] In the  
523 supplemental material.
- 524 (b) Did you specify all the training details (e.g., data splits, hyperparameters, how they  
525 were chosen)? [Yes] See Section 6 and Appendix F.
- 526 (c) Did you report error bars (e.g., with respect to the random seed after running experi-  
527 ments multiple times)? [Yes] In all figures.
- 528 (d) Did you include the total amount of compute and the type of resources used (e.g., type  
529 of GPUs, internal cluster, or cloud provider)? [Yes] See Appendix C.4
- 530 4. If you are using existing assets (e.g., code, data, models) or curating/releasing new assets...
- 531 (a) If your work uses existing assets, did you cite the creators? [N/A]  
532 (b) Did you mention the license of the assets? [N/A]  
533 (c) Did you include any new assets either in the supplemental material or as a URL? [N/A]  
534
- 535 (d) Did you discuss whether and how consent was obtained from people whose data  
536 you're using/curating? [N/A]  
537 (e) Did you discuss whether the data you are using/curating contains personally identifi-  
538 able information or offensive content? [N/A]
- 539 5. If you used crowdsourcing or conducted research with human subjects...
- 540 (a) Did you include the full text of instructions given to participants and screenshots, if  
541 applicable? [N/A]  
542 (b) Did you describe any potential participant risks, with links to Institutional Review  
543 Board (IRB) approvals, if applicable? [N/A]  
544 (c) Did you include the estimated hourly wage paid to participants and the total amount  
545 spent on participant compensation? [N/A]