

An Early Look at the Gettr Social Network

Pujan Paudel¹, Jeremy Blackburn², Emiliano De Cristofaro³, Savvas Zannettou⁴, and Gianluca Stringhini¹

¹Boston University, ²Binghamton University, ³University College London, ⁴Max Planck Institute for Informatics
– iDRAMA Lab, <https://idrama.science> –

Abstract

This paper presents the first data-driven analysis of Gettr, a new social network platform launched by former US President Donald Trump’s team. Among other things, we find that users on the platform heavily discuss politics, with a focus on the Trump campaign in the US and Bolsonaro’s in Brazil. Activity on the platform has steadily been decreasing since its launch, although a core of verified users and early adopters kept posting and become central to it. Finally, although toxicity has been increasing over time, the average level of toxicity is still lower than the one recently observed on other fringe social networks like Gab and 4chan. Overall, we provide a first quantitative look at this new community, observing a lack of organic engagement and activity.

1 Introduction

Over the past months, increased efforts by mainstream social networks to police their platforms and curb the spread of online harassment, misinformation, and conspiracy theories have led to unprecedented deplatforming and moderation actions. As a consequence, a number of social media users have moved to alternative platforms. This has led to a balkanization of the Web, where a myriad of smaller Web communities were created, where like-minded individuals can gather and keep discussing topics that may lead to suspension on mainstream platforms like Twitter.

In particular, we have seen the emergence of a number of alternative platforms that promise to promote free speech and allows their users to express themselves without fear of moderation. Well-known examples include Parler [4, 8, 14] and Gab [10, 25]. While these platforms do not have the audience of mainstream social networks like Twitter and Facebook, they constitute an important piece in the information ecosystem, and it is important for the research community to understand their influence in discussing news stories, popular events, as well as conspiracy theories and misinformation.

In this paper, we perform the first data-driven study of Gettr, the most recent of these alternative social platforms. During the month of July 2021 we collect 4.2M public posts and comments made by 419,273 users. We then analyze these posts across several angles, from looking at the bios of Gettr users, to the activity of accounts over time, to their hashtag and URL posting activity.

In summary, we find that:

- Similar to other alternative platforms [4, 25], discussion is dominated by topics related to the Trump campaign. We also observe discussion on the Bolsonaro campaign in Brazil, on cryptocurrencies, and societal issues like the COVID-19 pandemic.
- The influx of new users on Gettr seem to have quickly slowed down after its launch. During July 2021 we find a steady decrease in user posting activity. At the same time, verified users and early adopters keep posting on the platform, albeit at a reduced rate. By the end of the observation period on July 31 2021, early adopters are responsible for 40% of all daily posts and verified users of 5% of posts.
- Although the level of (severe) toxicity in comments is increasing over time, it is still lower than the one observed by recent research on other alternative platforms, including Gab and 4chan [3, 4]. We also find that the level of identity attacks and threats on the platform is growing.
- Spam on Gettr is decreasing over time, which might be an indicator that the platform is deploying better anti-abuse mechanisms.

2 What is Gettr?

Gettr is a social network launched by former President Donald Trumps team, led by former Donald Trump aide and spokesman Jason Miller. The platform went live on July 1, 2021 in its beta version, and was officially launched on July 4, 2021 for anyone to register. The platform advertises itself as “The Marketplace of Ideas” and lists itself as founded on the principles of, free speech, independent thought, and rejecting political censorship and “cancel culture.” The basic user interface and visuals of the platform loosely follows the one of Twitter: users can follow each other; and interact with others post by liking, reposting, and replying. Gettr also uses the concepts of hashtags, highlighted hyperlinks in blue, allowing user to cluster posts related to a topic, and search posts using hashtags and trending hashtags. The user profile section of Gettr is very close to the one of Twitter, where they allow users to upload their profile photos and banners respectively. Similar to Twitter, user can also enter their bio, website, and

location. Posts, and replies on Gettr have the maximum length of 777 characters, and permit forms of media such as images, videos, GIFs and emojis. Many popular accounts on Gettr are verified, however the formal process of verification is not explicitly mentioned in the platform.

According to the terms of service posted on the website, Gettr reserves the right, but is not committed to take down “offensive, obscene, lewd, lascivious, filthy, pornographic, violent, harassing, threatening, abusive, illegal, or otherwise objectionable or inappropriate” content. On its launch day, it was reported that the platform had been compromised with some of the most prominent accounts of the platform being defaced [7]. There have also been security concerns regarding the platform, as hackers reportedly got hold of 90,000 Gettr user emails and locations [11]. The platform was also reported to have been flooded with pornographic material during the initial days, which now seem to have been removed [28].

3 Dataset

In this section we describe our dataset. First, we give a brief overview of Gettr’s open, but undocumented, API. Then we explain the methodology we used to collect 4.2M posts and comments from 419K users. We also discuss limitations to with our collection methodology and ethical concerns with the collection.

3.1 The Gettr API

Although a full description of Gettr’s API is beyond the scope of this paper, a quick overview is in order. Before continuing, we note that Gettr’s API is open, but undocumented. That said, there have been many community efforts to reverse engineer and document the various endpoints Gettr exposes, e.g., [20]. In this paper, we make use of eight of these endpoints.

/uinf: This endpoint is used to retrieve basic user information. E.g., their username, account creation date, user set location, language preferences, etc.

/followers: This endpoint is queried to retrieve a list of users that follow a given user.

/followings: This endpoint is queried to retrieve the list of users that this user follows.

/posts: This endpoint is queried to retrieve the list of posts posted by a given user.

/comments: This endpoint is queried to retrieve the list of comments under a given post.

/liked: This endpoint is queried to retrieve the list of users who liked a given post.

/shared: This endpoint is queried to retrieve the list of users who shared a given post.

/post: This endpoint is queried to retrieve details about a given postid. The endpoint returns “Content not found” when the post corresponding to the postid is not present.

	Count	#Users
Posts	2,221,130	334,901
Comments	2,000,109	236,734
Total	4,221,239	419,273

Table 1: Overview of our dataset.

3.2 Collection Methodology

We start our collection with user discovery, following a standard snowball sampling approach. We seed our crawler with a list of eight users users in the “Suggested for you” page on Gettr. Based on our preliminary analysis, this functionality returns a growing list of users, composed mostly of verified right-wing personalities and news media (news-max,revolvernews,mikepompeo). To discover more users, we query the /followers and /followings endpoints for this set of seed users. As new users are discovered, their followers and followings are also queried. For each user we discover, we retrieve their posts and comments via the corresponding endpoints. Like wise, for each comment or post we collect, we also query their liked and shared endpoints to get the list of users who liked, and shared the comments, and posts.

The primary limitation of our snowball sampling strategy is that we can only discover users that can be reached from our set of seed nodes. We take another measure to explore any additional posts that might have been missed by the snowball sampling strategy. We use the observation that identifier of posts (postids) on Gettr are base36 encodings of integers prefixed by a p. We leverage the /post API on a range of integers (1 to 10 millions) to check if there are any mappings of valid postids that are absent in our dataset, and further crawl the entire timeline of the user, comments of all the user’s posts, and the social network of the user who posted it.

Another limitation with our strategy is that since we only crawl user timelines periodically we might miss posts and comments that are either deleted by the users themselves or by Gettr (e.g., spam content) between two successive recrawls. Although we believe that our dataset is representative, we also suspect that getting a *complete* dataset for Gettr will involve aggregating the results of on-going data collection efforts from other researchers.

The summary of the data collected is presented in Table 1.

3.3 Ethical Considerations

Collecting and analyzing social media data at scale has ethical implications. In this work we only analyze data posted publicly and do not interact with users in any way. As such, it is not considered human subjects research by the IRB at our institution. Nonetheless, we adopt standard ethics guidelines to protect users [18]. More specifically, we only present aggregated data and we do not make efforts to further deanonymize the users in our dataset.

4 User Analysis

We first look at the characteristics of Gettr users. We are particularly interested in understanding the geographical distribution of the user base and their demographics, as well as the distribution of the number of followers and followings on the platform. Finally, we are interested in understanding the daily posting and commenting activity on the platform.

We collect all user profile information for 856,222 Gettr accounts created between July 1, 2021 and August 4, 2021. 436,949 accounts out of the total 856,222 made no posts or comments during our data collection period. We also collect all posts, comments, and corresponding media posted by the accounts in our dataset until August 4, 2021.

User location and language. To understand the geographical makeup of Gettr users, we analyze the location and language from the bios of all Gettr users in our dataset. Users can enter any arbitrary text as their location, which may not correspond to any physical location. User languages are part of their profile settings where they can select languages to see posts, people, and trends in any language they choose.

Table 2 reports the most popular locations of the users in our dataset. The most popular used location in user bios is Brazil, with 5.41% of users (we combine “Brazil” and “Brasil” as a common location). The next most popular locations are US states like Texas (0.79% of users), Florida (0.52% of users), and California (0.26% of users). We can also observe a few users from other countries such as Germany (0.24% of users), Canada (0.16% of users), Australia (0.15% of users), and France (0.12% of users).

Table 3 reports the most popular language of the users in our dataset. Despite Brazil being the most popular location, we find that the vast majority of Gettr users set English as their language (90.1% of users), followed by Spanish (3.7% of users). The next most popular languages are Chinese (2.8% of users) and French (1.7% of users). Portuguese and Korean only accounts for 0.3% and 0.1% of the users, respectively.

User bios. Next, we analyze the language included by Gettr users in their bios. To this end, we extract the most popular words and bigrams used in bios. Table 4 reports the top keywords and bigrams observed in user bios in our dataset. As it can be seen, a large fraction of users include keywords related to former President Trump and his campaign, indicated by users supporting him (3.25% of all users included the term “trump,” “trump supporter,” “trump won,” “president trump,” “maga”). We also find that many users self identify as patriots (4.40% of the users use “patriot,” “american,” “proud,” “country”), conservatives (2.06% of the users use “conservative,” “conservador,” “christian conservative”), and religious (2.81% of the users use “god,” “christian,” “crist”). We also observe 2.02% of users using personal qualifiers such as retired, father, wife, mother in their bios. These results suggest that the user base of Gettr is very similar to the one of other alternative social platforms like Gab and Parler [4, 25].

Table 5 lists the top hashtags included by Gettr users in their bios. As it can be seen, the use of hashtags in bios is dominated by hashtags supporting former President

Location	#Users	%Users
Brazil	46,325	5.41%
Texas	6,838	0.79%
USA	6,451	0.75%
Florida	4,521	0.52%
California	2,276	0.26%
Germany	2,119	0.24%
São Paulo	2,113	0.24%
Rio de Janeiro	1,837	0.21%
Arizona	1,617	0.18%
Ohio	1,490	0.17%
Michigan	1,437	0.16%
Canada	1,403	0.16%
Australia	1,363	0.15%
New York	1,247	0.14%
Georgia	1,216	0.14%
Tennessee	1,114	0.13%
North Carolina	1,103	0.12%
France	1,034	0.12%
Alabama	934	0.10%

Table 2: Top 20 user locations based on user bios.

Language	#Users	%Users
English	767,589	90.19%
Spanish	31,811	3.71%
Chinese	24,117	2.81%
French	14,984	1.75%
Japanese	7,552	0.88%
Portuguese	2,887	0.33%
Korean	1,094	0.12%

Table 3: Popularity of languages in our Gettr users.

Trumps campaign (0.38% of users using #MAGA , #Trump-Won, #Trump2024, #KAG). We can also see instances of the QAnon conspiracy theory [5, 16, 17] (0.06% of users using #WWG1WGA), and hashtags indicating patriotic sentiments (0.07% of users using #AmericaFirst, #SaveAmerica, #Patriot).

Gettr users can also add website in their user bios, either by including a URL in the bio field, or through a separate field called “website.” Table 4 lists the most popular domains included in user bios in our dataset. 4.60% of all the users include a website or link in their bio, with 21.18% of users include links to other social media, including YouTube, Instagram, Twitter, and Facebook. We can also see traces of pornographic websites on user bios 4.29% . We also observe 1.90% users including links to personal blogs (blogspot, wordpress, wix).

Post and comment activity. As discussed in Section 2, users on Gettr can get a verification badge, similar to what happens on other social networks. In this section we compare the post and commenting activity of general Gettr users compared to verified ones. To this end, we extract 1,609 users in our dataset that are verified by Gettr (0.18%).

We plot the cumulative distribution function (CDF) of the

Word	#Users	Bigrams	#Users
Trump	15,754	trump supporter	2,296
patriot	14,009	trump won	2,251
love	11,829	husband father	1,778
god	11,428	proud american	1,771
conservative	11,282	deus acima	1,679
american	10,700	american patriot	1,667
christian	7,617	america first	1,550
america	7,576	god family	1,547
proud	6,706	my country	1,446
retired	6,421	president trump	1,414
freedom	6,419	she her	1,388
country	6,267	brasil acima	1,358
maga	6,135	christian conservative	1,307
family	5,415	de direita	1,304
conservador	5,103	trump is	1,298
crist	5,057	god bless	1,280
father	4,997	the truth	1,271
life	4,970	wife mother	1,251
wife	4,646	free speech	1,163

Table 4: Top 20 words and bigrams on user bios.

number posts per user split by user type (verified, normal) in Figure 1. In general, verified users are more active posting on the platform than the non-verified users. More than 80% of the unverified Gettr users have less than 10 posts, which shows that a large chunk of accounts exist on the platform with little to no activity. Verified users engage more in posting behavior than unverified users, but not at the frequency that we would expect, as almost 80% of the verified users post at most 100 times during our observation period. Still, there are more verified users who have between 100-1000 posts, compared to the very skewed distribution of unverified users posting in the same range. We run a two sample Kolmogorov-Smirnoff (KS) test [12] on the two CDFs, and find that the differences between the difference in the distribution of posts and comments between the two user types is statistically significant at the $p < 0.001$ level.

We observe similar patterns in the case of commenting behavior in Figure 2. However, while verified users tend to post more than comment, the opposite is true for regular users. Close to 90% of the verified users have less than or equal to 100 comments. In the case of unverified users, close to 40% of the users comment between 3-10 times. Again, a two sample Kolmogorov-Smirnoff (KS) test finds that the distribution of comments between verified and regular users shows statistically significant differences at the $p < 0.001$ level.

User followers/followings. Next, we look at the number of accounts that users followed or are followed by on Gettr. To this end, we plot the cumulative distribution function (CDF) of the followers count per users, split by verified or unverified status in Figure 3. As it can be seen, a large fraction (close to 80%) of the unverified users have less than 10 followers, and more than 95% of the users have less than 100 followers. On the other hand, verified users garner a good number of followers, with 29.34% of the verified users having more than

Hashtag	#Users	Domain	#Users
MAGA	1,963	youtube.com	3,754
TrumpWon	683	instagram.com	1,963
WWG1WGA	565	twitter.com	1,733
2A	532	sexualpartner3.com	1,154
Trump2024	374	facebook.com	900
AmericaFirst	296	t.me	842
KAG	243	linktr.ee	826
1A	216	blogspot.com	355
Bolsonaro2022	207	turnmeon.com	313
SaveAmerica	205	gettr.com	301
wap	170	discord.com	291
Patriot	165	supervideos.online	275
Prolife	109	pornhub.com	227
NRA	98	tiktok.com	218
BackTheBlue	91	wixsite.com	203
Conservative	80	wordpress .com	192
Christian	79	gab.com	192
GodWins	78	linkedin.com	168

Table 5: Top 20 hashtags and domains on user bios.

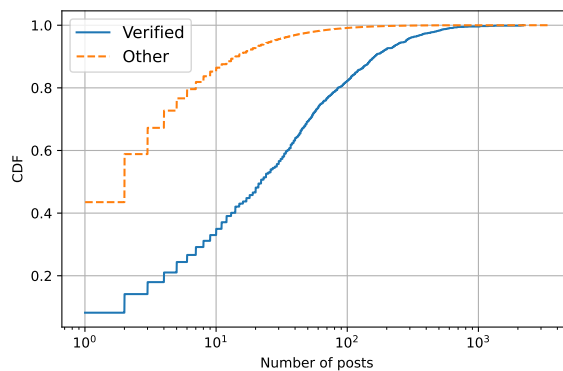


Figure 1: CDF of the number of posts made by users. Note the log scale for the x-axis.

a thousand followers. Upon further investigation, the only two unverified user accounts with more than 100,000 followers had usernames `presdonaldrump`, and `trumpteam`, most likely impersonating Donald Trump and his team. The accounts are now suspended at the time of writing. The other unverified users who have a high number of followers (`carlazambelli` with 87,107, and `canalhipocritas` with 37,750) are related to Brazilian politics. We also found other accounts trying to impersonate popular right-wing personalities like Tucker Carlson (28,901 followers), Donald Trump Jr. (24,716 followers), and Alex Jones (11,035 followers), some of which have now been suspended.

The CDF of the following distributions of users is plotted in Figure 4. As seen in most of the social media platforms, the majority of verified users follow less people than they are followed by [9]. We also find that there are five verified users who follow more than eight thousand users, which is a relatively high number of followings for a verified user. These

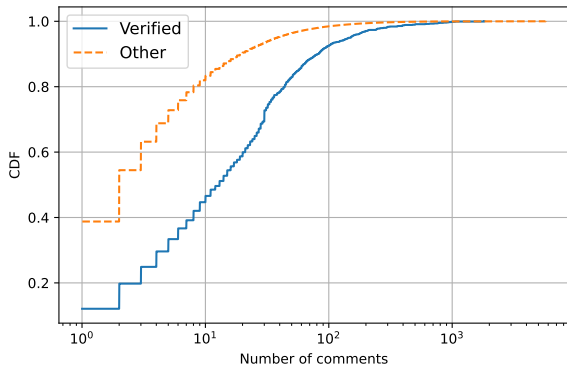


Figure 2: CDF of the number of comments made by users. Note the log scale for the x-axis.

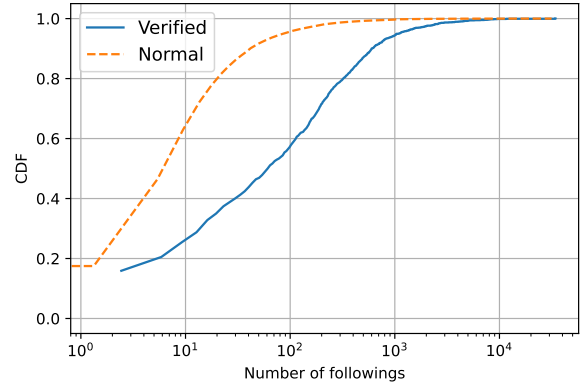


Figure 4: CDF of the number of followings of users. Note the log scale for the x-axis.

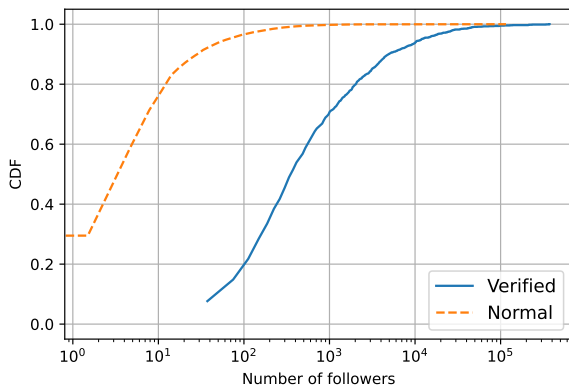


Figure 3: CDF of the number of followers of users. Note the log scale for the x-axis.

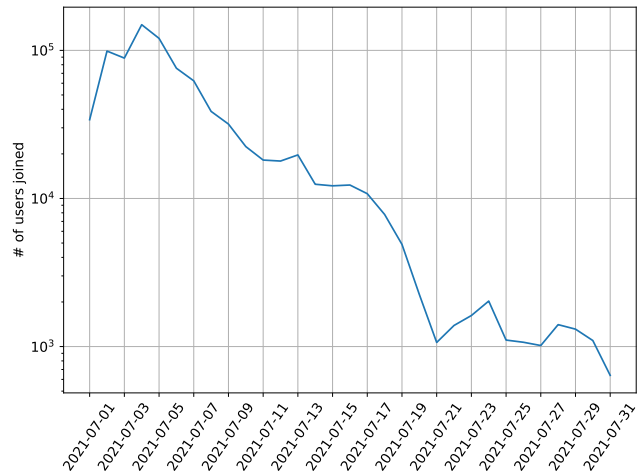


Figure 5: Evolution of number of unique users joining the platform. Note the log scale on x-axis.

were found to be anti-CCP news outlets posting their content in Chinese. Following the similar Kolmogorov-Smirnoff (KS) test we did for posts and comments, we find that the differences between the distributions of followers and followings between the two user types are statistically significant at the $p < 0.001$ level.

User creation date. The Gettr platform appeared online first at July 1, and was officially launched on July 4. In this section we look at when the accounts in our dataset were created, to get a sense of the user influx on Gettr. Figure 5 shows the number of accounts created daily during our observation period. As it can be seen, a large number of accounts were created before July 4 (34,897 in July 1, 101,281 in July 2, and 90,403 in July 3) despite the platform only being in Beta. The number of users joining the platform increases and peaks on July 4 (151,598), the day of official release and July 5 (122,587), the day after. We can observe that the number of users joining the platform has been on the decline since the official launch, however the number of users joining the platform has been in the order of thousands per day.

Daily user activity. Next we are interested in looking at the daily activity of users on Gettr. Figure 6 shows the progression of the daily number of posts and comments observed in

our dataset for the month of July 2021. As it can be seen, as the official release date approached, the number of daily posts and comments started increasing in the platform. The daily number of posts peaks on the official date of release (July 4) with 195,229 posts on the day, while the number of comments peak a day later (July 5) with 142,104 comments. After the peak date, we can see a very steep decline on the daily number of new posts and comments (180,718, and 144,391 respectively following the peak date for the posts while 119,727, and 104,961 for the comments). Eventually, there seems to be saturation towards creation of posts as there are more daily comments than posts starting from July 18, and the trend seems to be consistent after that day.

Our dataset also has 7,275 posts and 6,565 comments that appeared before the platform went live on July 1, which are most likely content automatically imported from Twitter. The posts and comments imported from Twitter are mostly concentrated near the days close to July 1, as Twitter only allows retrieval of the past 3,200 tweets of a user profile. The importing of tweets functionality was blocked by Twitter on July

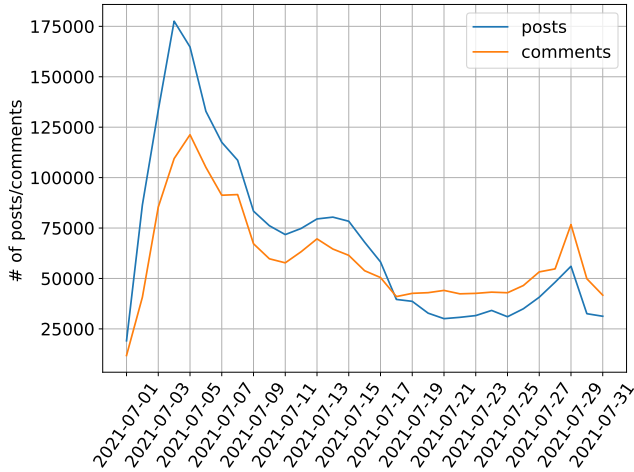


Figure 6: Evolution of user activity.

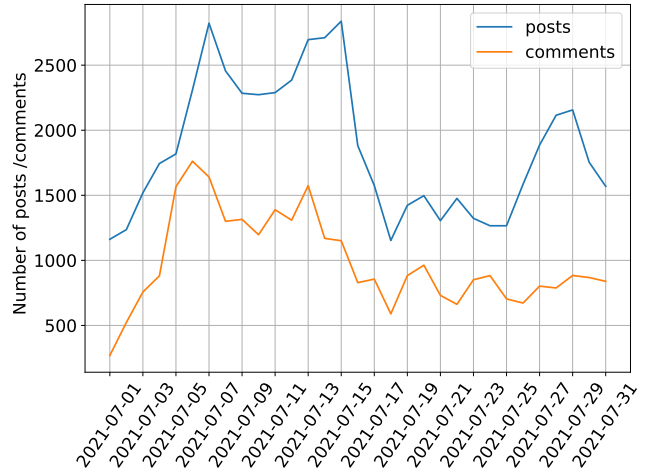


Figure 7: Raw volume of verified users' activity.

10 [13].

The general trend of user activity indicates that as time progresses the number of posts on Gettr strictly declined, while the number of comments stabilized. To get a more nuanced picture of user activity on Gettr, we focus on two sets of users: those who have been verified by the platforms and those that were early adopters of the platform, joining on the official launch day (July 4, 2021) or earlier.

Recall that there are 1,609 verified users in our dataset. Figures 7 and 8 show the time progression of the number of comments and posts and their relative percentage by the verified users on each day. On July 1, verified users were responsible for 6% (close to 1,200) of all posts on Gettr. As we can see from Figure 7, the decline in posting activity by verified users is not as pronounced as the one by the general population, and it stabilizes around 1.5K-2K daily posts after July 18. Because of this, the relative percentage of posts made by verified users shows an increasing trend, stabilizing at around 5% daily posts (see Figure 8). This indicates that verified users keep being active and making posts on Gettr throughout the observation period. When looking at comments, on the other hand, verified users are responsible for 1-2% of daily comments throughout most of the observation period, with a mostly stable trend. The difference between the trends of the verified users on posts and comments contribution shows that verified users focus more on creating original content rather than commenting on existing one.

When looking at early adopters, we find that 226,581 users signed up on Gettr before the official launch day of July 4. Figures 9 and 10 show the raw volumes and percentage of daily posts and comments that early adopters were responsible for on Gettr. As it can be seen in Figure 9, early adopters experience a similar decrease in posting activity than the general user population, declining from 70,000 posts a day to 25,000 posts a day. When looking at percentages from Figure 8, however, we can observe that early adopters contribute a large share of discussion every day (between 30-45%) throughout the month of July. We also observe that the fraction of posts

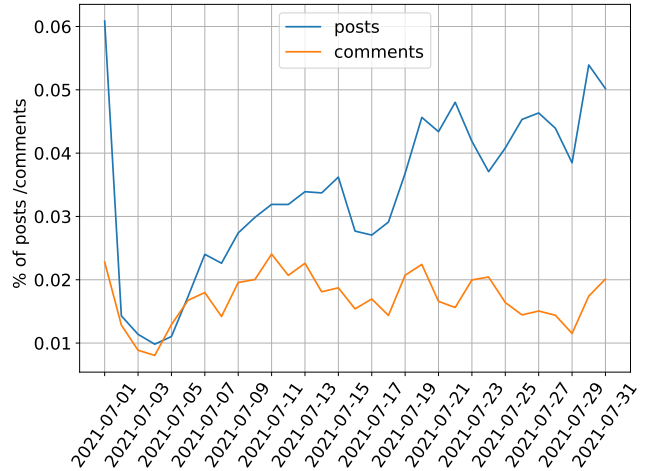


Figure 8: Percentage contribution of verified users' activity.

contributed by early adopters steadily increases after July 18, suggesting that the platform's user base might be crystallizing on this group of early adopters. Towards the later part of the month, the early adopters start commenting more (18,000 daily posts) than they are posting (12,000 daily posts), signaling a shift in user behavior. Differently from verified users, early adopters account for a higher fraction of comments than they do of posts.

5 Content Analysis

Gettr bills itself as a place for “unbiased” discussion, in the same vein as Parler and Gab before it. A major differentiating factor with Gettr is that it has direct ties to former, high ranking members of the Trump administration (along with alleged ties to Chinese billionaire, Guo Wengui [15]). Although a deeper exploration of the underlying organization and business model of Gettr is out of scope of this paper, we note that these ties to known political actors is a strong indicator that Gettr is *not* unbiased.

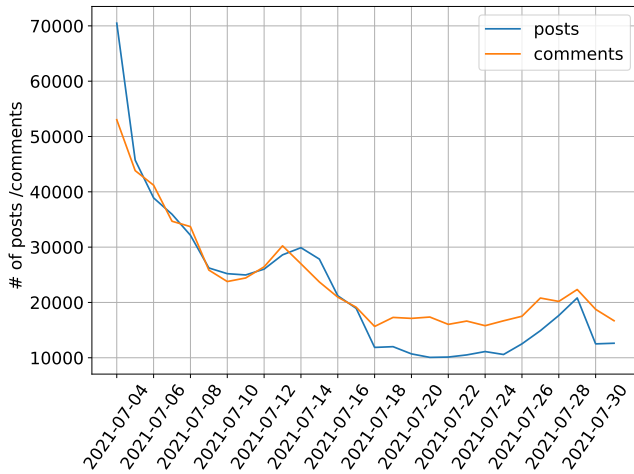


Figure 9: Raw volume of early adopters’ activity.

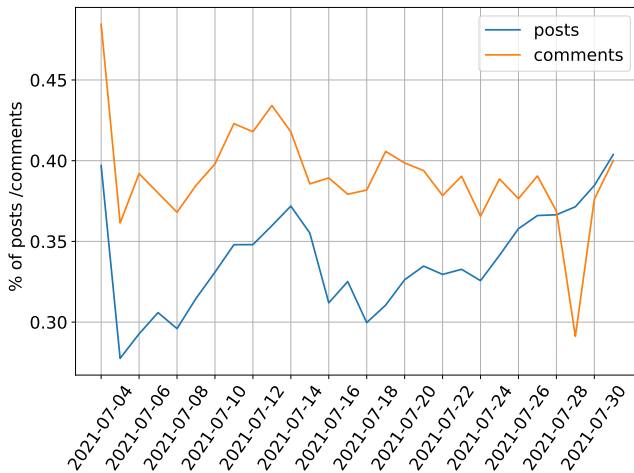


Figure 10: Percentage contribution of early adopters’ activity.

With the above said, in this section we analyze the content posted to Gettr along several axes. First, we take a brief look at the most popular sites linked to in Gettr posts and comments. Because Gettr is in large part a functional clone of Twitter, we also explore the use of hashtags. Finally, we measure how toxicity and spam has evolved on Gettr over time.

Hashtags. As a first step to understanding the conversation on Gettr, we look at the most popular hashtags. Previous explorations of Gab and Parler via hashtags have made it clear that their user base had a clear right-wing bias, with Trump related hashtags dominating the discussion [4, 25], and this mostly holds for Gettr as well.

Table 6 lists the top 20 hashtags that appeared in posts within our dataset. #*covid* was the most popular hashtag in posts, accounting for 4.12% of all hashtags. 9.49% of the hashtags used in posts are Trump related (#*trump*rally, #*trump*won, #*maga*, #*trump*2024), specifically pushing “The Big Lie [24],” with #*biden* accounting for another 0.48% of the total hashtags.

Interestingly, 5,185 posts used #*bolsonaro*2022, which

fits with the over 5.4% of accounts reporting their location as being in Brazil. There are several potential explanations for this. One explanation is that the contingent of Brazilian accounts are legitimate and aligned with Bolsonaro’s politics. Another, more cynical explanation is that these are not legitimate accounts and are involved in anything ranging from a simple spam campaign to a more sophisticated operation a-la state sponsored social media trolls [6, 21, 27].

We also observe a few unexpected hashtags in posts. For example #*didi* is referring to the Chinese ride-hailing app that acquired Uber China in 2016, and users on the platform seem to be criticizing the removal of the app from App store [1].

We also observe hashtags like #*heatwave* and #*mudslide*, which appear to have been initially been related to climate/natural disaster discussion and were later hijacked and used in completely unrelated contexts, such as promotion of Korean-pop artists, and used alongside images of Arabic scripts with other unrelated hashtags (#*ElonMusk* and #*bitcoin*).

Table 7 lists the top 20 hashtags that appeared in comments within our dataset. Although the overall theme of the most popular hashtags used in comments is the same as those used in posts, there are some notable differences. For example, the QAnon related hashtag #*wwg1wga* appears in 844 comments. We also see some hashtags clearly related to The Big Lie, but here some additional nuance comes into the picture with #*trump*lost appearing in 1.3K comments. On closer examination, this hashtag seems to be used almost exclusively by left-leaning (and often clearly left-wing) accounts to troll Trump supporters. Finally, we see #*transrights* and #*transrights*arehumanrights showing up in 1,719 comments. From manual examination, these again appear to primarily be engaged in trolling behavior. For example, a Ben Shapiro related parody account made use of #*transrights*arehumanrights (along with many other hashtags) as did an account posting various K-Pop related posts.

URL analysis. Another mechanism for getting a high level view of an online community is the type of off-platform content its users link to. For example, looking at the political leaning or trustworthiness of the most popular news outlets shared within a community can be used in a variety of higher order analyses [23, 26].

In Table 8 we show the the top 20 domains linked to in Gettr posts. The most popular domain is *youtube.com*, and by a very wide margin (17.57%). Prior to their deplatforming, 6.89% of links on Gab [25] and 13.59% of links on Parler [4] pointed to YouTube. In addition to YouTube, links to alternative video sharing websites like Rumble (6.30%), *bitchute* (1.39%) [22], and *odyssey* (0.77%) are also quite popular.

The only news sites appearing in the top 20 are conservative ones (Fox News) and well known peddlers of conspiracy theories, and mis- and dis-information (Epoch Times). Gettr is notable here because of exclusively right-leaning news outlets. For example, on Gab’s Dissenter platform, the BBC was more popular than Fox News, and The Guardian also appeared

Hashtag	#Posts
covid	46,812
trumprally	42,707
trump	32,884
gettr	27,950
bitcoin	14,721
trumpwon	11,581
maga	11,516
russia	10,454
didi	10,054
trump2024	8,953
mudslide	7,677
freedom	7,224
america	7,160
heatwave	6,463
usa	6,270
covid19	6,203
biden	5,503
bolsonaro2022	5,185
news	4,776

Table 6: Top 20 hashtags on user posts.

Hashtag	#Comments
gettr	7,465
freedom	4,269
trumpwon	4,173
america	4,063
twitter	3,642
news	3,536
trump	3,384
trump2024	2,019
bolsonaro2022	1,542
trumplost	1,375
trumprally	1,330
ccp	1,215
saveamerica	959
transrights	957
covid	891
biden	865
wgw1wga	844
usa	780
transrightsarehumanrights	762

Table 7: Top 20 hashtags on user comments.

in the top 10 most linked sites [19].

Table 9 lists the top 20 domains that appeared in comments within our dataset. We observe that Twitter links happen to be the second most shared links on the posts (6.59%) and fourth most shared links on the comments (4.65%). This is an interesting observation as one of the Gettr’s primary goals is to become an alternative to Twitter. We can also see sharing of external links to other social media such as Tiktok and Facebook. We also find instances of far-right websites being pushed in the comments, such as `maga-patriot2024.com`, `rawconservativeopinions.com`, and `trumpbookusa.com`.

Progression of content. We use Google’s Perspective API [2] to measure Gettr posts and comments in terms of toxicity, spam, profanity in the posts and comments. We use the six different models made available in the Perspective API: 1) *Severe toxicity* (Figure 11(a)) 2) *Spam* (Figure 11(b)) 3) *Identity Attack* (Figure 11(d)) 4) *Threat* (Figure 11(e)) 5) *Obscene* (Figure 11(c)) 6) *Inflammatory* (Figure 11(f)). We sampled 5,000 daily posts/comments and plot the daily mean of the Perspective scores in the figures.

From Figure 11(a), we see that, generally speaking, comments are more toxic than posts, and more specifically, toxicity in comments has a generally increasing trend. That said, the average level of toxicity on Gettr is lower than what was recently reported by research on other alternative platforms like Gab [3] and 4chan [5]. Comments and posts become less spammy over our observation period (Figure 11(b)), which might indicate that the platform has rolled out better anti-abuse systems, or alternatively, that spammers find little value in the platform. The first possibility is potentially corroborated by the fact that the level of obscenity in posts and comments has also decreased since the platform went live, as seen in Fig-

ure 11(c). In Figure 11(d) we see that there was an increase in the average score for identity attacks, with comments generally scoring higher, while in 11(e) this trend is not as clear. Finally, we see that comments became increasingly inflammatory as seen in Figure 11(f) while posts remained relatively stable.

6 Conclusion

In this paper, we took a first data-driven look at the Gettr social network. We find that the user base of Gettr is similar to that of other alternative social network platforms like Gab and Parler. We also find that while user activity has been steadily decreasing during the month of July 2021, there is a core of early adopters and verified users who keep being active on Gettr. Our analysis identified several interesting directions that could be explored as future work. First, the crystallization of the activity on Gettr around a core of verified users and early adopters could give interesting insights into how like-minded online communities form and evolve. Second, it would be interesting to analyze the presence of disinformation and conspiratorial content in more depth, to better understand its effect on online discourse.

References

- [1] China to remove 25 didi apps from store as crackdown intensifies. *Reuters*.
- [2] Perspective api. <https://www.perspectiveapi.com/>.
- [3] S. Ali, M. H. Saeed, E. Aldreabi, J. Blackburn, E. De Cristofaro, S. Zannettou, and G. Stringhini. Understanding the effect of deplatforming on social networks. In *ACM Web Science Conference*, 2021.
- [4] M. Aliapoulos, E. Bevensee, J. Blackburn, B. Bradlyn, E. De Cristofaro, G. Stringhini, and S. Zannettou. A large open

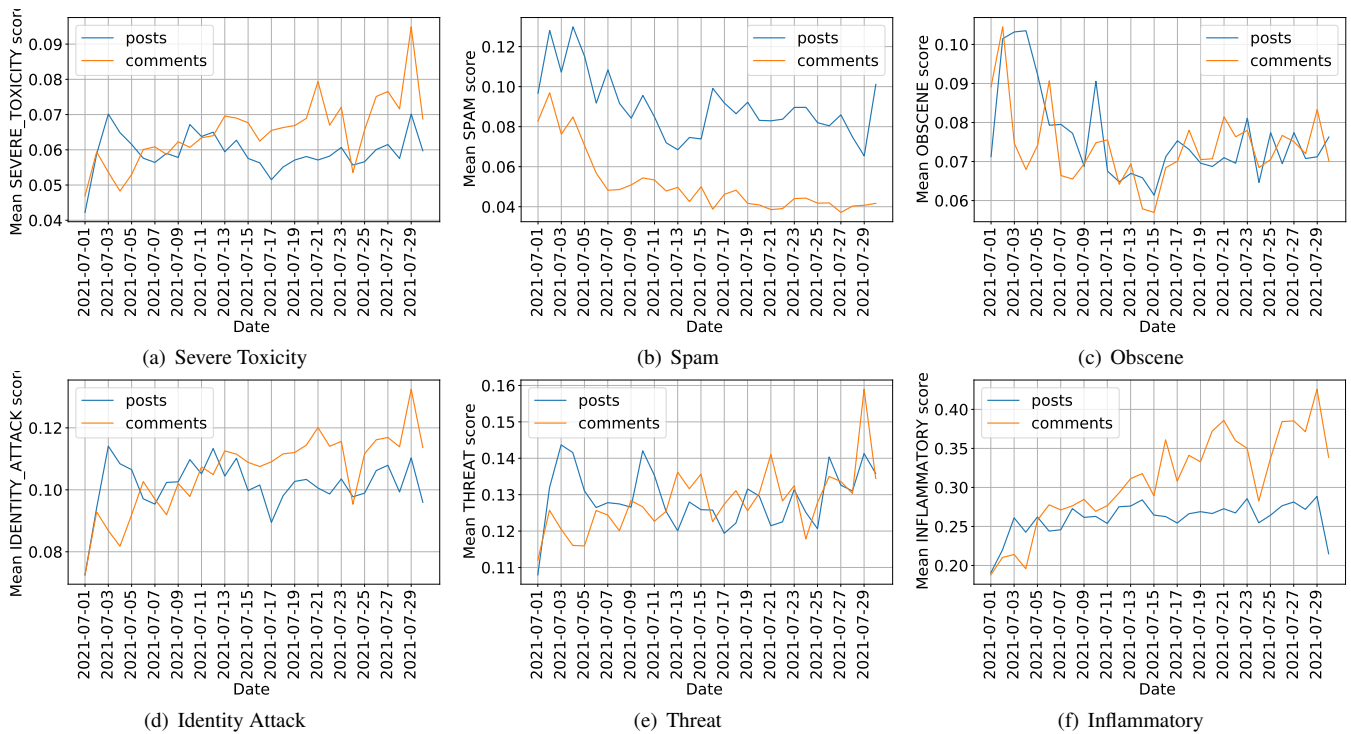


Figure 11: Average Perspective scores over time.

Domain	#Posts
youtube.com	93,546
twitter.com	35,091
rumble.com	33,542
thegatewaypundit.com	16,030
facebook.com	12,067
instagram.com	10,201
foxnews.com	9,755
t.me	9,494
theepochtimes.com	9,739
bitchute.com	7,438
gnews.org	6,899
breitbart.com	6,104
tiktok.com	5,150
odysee.com	4,127
vk.com	3,685
gettr.com	3,530
dailymail.co.uk	2,953
newsmax.com	2,781
nypost.com	2,681

Table 8: Top 20 URL domains on user posts.

Domain	#Comments
youtube.com	9,387
gettr.com	4,182
rumble.com	3,866
twitter.com	2,704
theweeklyfront.com	1,788
bitchute.com	1,589
t.me	1,360
blogspot.com	1,102
thegatewaypundit.com	759
redpapernews.com	620
facebook.com	583
trumpbookusa.com	568
gab.com	508
frankspeech.com	483
thstrongestpost.com	415
google.com	413
odysee.com	401
rawconservativeopinions.com	397
maga-patriot2024.com	337

Table 9: Top 20 URL domains on user comments.

dataset from the parler social network. In *Proceedings of the International AAAI Conference on Web and Social Media*, volume 15, pages 943–951, 2021.

- [5] M. Aliapoulos, A. Papisavva, C. Ballard, E. De Cristofaro, G. Stringhini, S. Zannettou, and J. Blackburn. The gospel according to q: Understanding the qanon conspiracy from the perspective of canonical information. In *AAAI International Conference on Web and Social Media (ICWSM)*, 2021.
- [6] A. Badawy, E. Ferrara, and K. Lerman. Analyzing the digital

traces of political manipulation: The 2016 russian interference twitter campaign. In *IEEE/ACM international conference on advances in social networks analysis and mining (ASONAM)*, 2018.

- [7] M. Binder. Gettr, the newest pro-trump social network, was hacked on launch day and is now fighting with furries. *Mashable*.
- [8] K. Boyd. Parler and the problems of a “free speech” social network. 2020.

- [9] M. Cha, H. Haddadi, F. Benevenuto, and K. Gummadi. Measuring user influence in twitter: The million follower fallacy. In *AAAI International Conference on Web and Social Media*, 2010.
- [10] G. Fair and R. Wesslen. Shouting into the void: A database of the alternative social media platform gab. In *AAAI International Conference on Web and Social Media (ICWSM)*, 2019.
- [11] L. Franceschi-Bicchierai. Hackers scrape 90,000 gettr user emails, surprising no one. *Vice Motherboard*.
- [12] B. W. Lindgren. *Statistical theory*. 1993.
- [13] J. Morse. Gettr, that site for twitter rejects, is mad twitter won't let it import tweets. *Mashable*.
- [14] L. Munn. More than a mob: Parler as preparatory media for the us capitol storming. *First Monday*, 2021.
- [15] T. Nguyen. The newest maga app is tied to a bannon-allied chinese billionaire.
- [16] A. Papasavva, J. Blackburn, G. Stringhini, S. Zannettou, and E. De Cristofaro. " is it a coincidence?": A first step towards understanding and characterizing the qanon movement on voat.co. In *The Web Conference*, 2021.
- [17] S. Phadke, M. Samory, and T. Mitra. Characterizing social imaginaries and self-disclosures of dissonance in online conspiracy discussion communities. *Proceedings of the ACM on Human Computer Interaction (CSCW)*, 2021.
- [18] C. M. Rivers and B. L. Lewis. Ethical research standards in a world of big data. *F1000Research*, 3, 2014.
- [19] E. Rye, J. Blackburn, and R. Beverly. Reading in-between the lines: An analysis of dissenter. In *Proceedings of the ACM Internet Measurement Conference*, pages 133–146, 2020.
- [20] Stanford Internet Observatory. gogettr. <https://github.com/stanfordio/gogettr/>, 2021.
- [21] K. Starbird, A. Arif, T. Wilson, K. Van Koevering, K. Yefimova, and D. Scarnecchia. Ecosystem or echo-system? exploring content sharing across alternative media domains. In *AAAI International Conference on Web and Social Media (ICWSM)*, 2018.
- [22] M. Trujillo, M. Gruppi, C. Buntain, and B. D. Horne. What is bitchute? characterizing the. In *Proceedings of the 31st ACM Conference on Hypertext and Social Media*, pages 139–140, 2020.
- [23] Y. Wang, S. Zannettou, J. Blackburn, B. Bradlyn, E. De Cristofaro, and G. Stringhini. A multi-platform analysis of political news discussion and sharing on web communities. *arXiv preprint arXiv:2103.03631*, 2021.
- [24] Z. B. Wolf. The 5 key elements of trump's big lie and how it came to be. *CNN Politics*.
- [25] S. Zannettou, B. Bradlyn, E. De Cristofaro, H. Kwak, M. Sirivianos, G. Stringhini, and J. Blackburn. What is gab: A bastion of free speech or an alt-right echo chamber. In *Companion Proceedings of the The Web Conference 2018*, pages 1007–1014, 2018.
- [26] S. Zannettou, T. Caulfield, E. De Cristofaro, N. Kourtellis, I. Leontiadis, M. Sirivianos, G. Stringhini, and J. Blackburn. The web centipede: understanding how web communities influence each other through the lens of mainstream and alternative news sources. In *Proceedings of the 2017 internet measurement conference*, pages 405–417, 2017.
- [27] S. Zannettou, T. Caulfield, W. Setzer, M. Sirivianos, G. Stringhini, and J. Blackburn. Who let the trolls out? towards understanding state-sponsored trolls. In *ACM conference on web science*, pages 353–362, 2019.
- [28] J. Zitser. Trump allies' new anti-censorship app for conservatives has already been overrun with porn, reports say. *Business Insider*.