

Composition Machines: Programming Self-Organising Software Models for the Emergence of Sequential Program Spaces

Damian Arellanes

School of Computing and Communications

Lancaster University

Lancaster LA1 4WA, United Kingdom

{damian.arellanes@lancaster.ac.uk}

Abstract—We are entering a new era in which software systems are becoming more and more complex and larger. So, the composition of such systems is becoming infeasible by manual means. To address this challenge, self-organising software models represent a promising direction since they allow the (bottom-up) emergence of complex computational structures from simple rules. In this paper, we propose an abstract machine, called the composition machine, which allows the definition and the execution of such models. Unlike typical abstract machines, our proposal does not compute individual programs but enables the emergence of multiple programs at once. We particularly present the machine’s semantics and provide examples to demonstrate its operation with well-known rules from the realm of Boolean logic and elementary cellular automata.

Index Terms—Self-Composition, Self-Organising Software Models, Self-Organisation, Emergent Software, Applied Category Theory

I. INTRODUCTION

Building software that builds software is a long-standing challenge which has been considered the holy grail of Computer Science since the inception of Artificial Intelligence [1]. As software systems are becoming increasingly large and complex (e.g., Cyber-Physical Systems [2]), this challenge needs to be seriously considered for avoiding the infeasibility of manual composition of complex software at scale.

As a first step towards this challenge, we have introduced the notion of *composition by self-organisation* in which complex software models are not explicitly programmed, but emerge from simple rules in a decentralised manner [3]. In this paper, we propose a discrete-time abstract machine that fits into such a paradigm, called the *composition machine*, for the definition and the execution of *self-organising software models*. In this context, a software model is not a single program performing a specific functionality, but a space of programs evolving through well-defined, deterministic self-organisation rules. Thus, the goal of the composition machine is not the computation of a fixed functionality, but the time-dependent emergence of multiple programs at once. Multiple programs are encapsulated in spaces which are self-similar computational structures rooted in Category Theory. We adopt this formalism for leveraging the large corpus of existing

theorems in categorical settings, particularly those related to composition properties.

The rest of the paper is structured as follows. Section II introduces preliminaries for the formal definition of the proposed machine. Section III presents the semantics of composition and program spaces. Section IV describes the semantics of the composition machine. Section V presents examples in which complex program spaces emerge from simple rules. Finally, Section VI presents the future directions and the final remarks.

II. PRELIMINARIES

This section presents preliminaries about *Category Theory* and *Quiver Theory* for the formal specification of the proposed machine. Our intention is not to provide a deeper analysis, but just to present the most important definitions for our purposes. For a deeper treatment of categorical foundations and quivers, we refer the reader to [4–6].

A. Category Theory

A category consists of a collection of objects, a collection of morphisms between objects, an identity morphism for each object and a way to compose morphisms. There are two laws that composition must satisfy: *associativity* and *unity*. Associativity yields the same composite no matter how composition operands are grouped, and unity leaves unchanged a non-identity morphism when it is composed with an identity morphism. To better understand the semantics of a category, let us describe an example:

Definition 1 (Category of Sets). \mathcal{S} is the category where:

- \mathcal{S}_0 is a collection of sets, called objects,
- \mathcal{S}_1 is a collection of functions between sets, called morphisms,
- $dom : \mathcal{S}_1 \rightarrow \mathcal{S}_0$ is a collection morphism that takes each function $f \in \mathcal{S}_1$ to its domain $dom(f) \in \mathcal{S}_0$,
- $cod : \mathcal{S}_1 \rightarrow \mathcal{S}_0$ is a collection morphism that takes each function $f \in \mathcal{S}_1$ to its codomain $cod(f) \in \mathcal{S}_0$,
- there is an identity function $1_X : X \rightarrow X$ for each set $X \in \mathcal{S}_0$ such that $1_X \in \mathcal{S}_1$,
- there is a composite function $g \circ f \in \mathcal{S}_1$ for every pair $(f, g) \in \mathcal{S}_1 \times \mathcal{S}_1$ satisfying $cod(f) = dom(g)$,

- *composition is associative*: $\forall(f, g, h) \in \mathcal{S}_1 \times \mathcal{S}_1 \times \mathcal{S}_1, (h \circ g) \circ f = h \circ (g \circ f) \iff \text{cod}(f) = \text{dom}(g) \wedge \text{cod}(g) = \text{dom}(h)$, and
- *composition satisfies unity*: $\forall(f : X \rightarrow Y) \in \mathcal{S}_1, 1_Y \circ f = f = f \circ 1_X$.

Remark 1. We say that a category is *small* if and only if it is internal in \mathcal{S} , i.e., the collection of objects and the collection of morphisms are sets.

To avoid set-theoretic issues related to the Russell-Zermelo paradox [7], Category Theory defines a category of categories, *Cat*, where objects are small categories and morphisms are functors. A functor is a structure-preserving mapping between two categories, which assigns the objects of one category to the objects of another one. It also assigns the morphisms of one category to the morphisms of the other. Functors preserve both identity morphisms and composition of morphisms.

Definition 2 (Functor). A functor $F : \mathcal{D} \rightarrow \mathcal{E}$ assigns each object $a \in \mathcal{D}_0$ to an object $F(a) \in \mathcal{E}_0$ and each morphism $f \in \mathcal{D}_1$ to a morphism $F(f) \in \mathcal{E}_1$ such that:

- $F(1_a) = 1_{F(a)}$ for each object $a \in \mathcal{D}_0$, and
- $F(g \circ f) = F(g) \circ F(f)$ for all composable morphisms $f, g \in \mathcal{D}_1$.

Remark 2. A functor $F : \mathcal{D} \rightarrow \mathcal{E}$ is a presentation of a category \mathcal{D} in a category \mathcal{E} .

Definition 3 (Natural Transformation). Let $F, G : \mathcal{D} \rightarrow \mathcal{E}$ be two functors each from the category \mathcal{D} to the category \mathcal{E} . A natural transformation $\eta : F \rightarrow G$ is a morphism between F and G , which satisfies the following:

- for every object $a \in \mathcal{D}_0$, there is a morphism $\eta_a : F(a) \rightarrow G(a)$ between objects of \mathcal{E} , and
- for every morphism $(f : a \rightarrow b) \in \mathcal{D}_1$, we have $\eta_b \circ F(f) = G(f) \circ \eta_a$.

B. Quiver Foundations

The underlying structure of a category is typically represented as a *quiver* which is a directed multigraph with loops allowed. The term quiver is used among category theorists to avoid confusions derived from the multiple meanings of the word *graph*. The formal definition of a quiver is presented below, along with other related formalisms.¹

Notation 1 (Walking Quiver Category). Let \mathcal{Q} be the walking quiver category consisting of a collection \mathcal{Q}_0 of vertices, a collection \mathcal{Q}_1 of arrows, a source morphism $s : \mathcal{Q}_1 \rightarrow \mathcal{Q}_0$ and a target morphism $\tau : \mathcal{Q}_1 \rightarrow \mathcal{Q}_0$.

Definition 4 (Quiver). A *quiver* Q is a functor $\mathcal{Q} \rightarrow \mathcal{S}$. Intuitively, it is a quadruple (Q_0, Q_1, s, τ) where Q_0 is a set of vertices, Q_1 is a set of arrows, $s : Q_1 \rightarrow Q_0$ is a source function and $\tau : Q_1 \rightarrow Q_0$ is a target function. If an arrow $\alpha \in Q_1$ has source vertex $x \in Q_0$ and target vertex $y \in Q_0$, we say that α is directed from x to y . This is denoted by

$\alpha : x \rightarrow y$ with $x = s(\alpha)$ and $y = \tau(\alpha)$. We call Q finite if and only if the sets Q_0 and Q_1 are both finite.

Definition 5 (Subquiver). We say that $Q' = (Q'_0, Q'_1, s', \tau')$ is a *subquiver* of $Q = (Q_0, Q_1, s, \tau)$, written $Q' \subseteq Q$, if and only if $Q'_0 \subseteq Q_0$, $Q'_1 \subseteq Q_1$, $s' = s|_{Q'_1}$ and $\tau' = \tau|_{Q'_1}$.

Definition 6 (Non-Trivial Path). A *non-trivial path* $\rho = (\alpha_n, \alpha_{n-1}, \dots, \alpha_1)$ in a quiver Q is a finite sequence of arrows such that $n \geq 1$ is the length of ρ , $\alpha_i \in Q_1$ for all $i \in \mathbb{N} \cap [1, n]$ and $\tau(\alpha_j) = s(\alpha_{j+1})$ for all $j \in \mathbb{N} \cap [1, n-1]$. The source vertex of ρ is denoted by $s(\rho)$ and the target vertex by $\tau(\rho)$ so that $s(\rho) = s(\alpha_1)$ and $\tau(\rho) = \tau(\alpha_n)$ (clearly an abuse of notation but convenient). By convention, all paths are read from right to left as in function composition, and the same arrow can occur more than once in ρ .

Definition 7 (Trivial Path). A *trivial path* ρ_x in a quiver Q is just a vertex $x \in Q_0$. Its length is 0 and there are as many trivial paths as there are vertices in Q_0 .

Definition 8 (Path Concatenation). Let ρ_1 and ρ_2 be two paths. We say that $\rho_2 * \rho_1$ is a new path, called a path concatenation, if and only if $\tau(\rho_1) = s(\rho_2)$. Unambiguously, the source of $\rho_2 * \rho_1$ is denoted by $s(\rho_2 * \rho_1)$ and its target by $\tau(\rho_2 * \rho_1)$ such that $s(\rho_2 * \rho_1) = s(\rho_1)$ and $\tau(\rho_2 * \rho_1) = \tau(\rho_2)$.

Definition 9 (Set of Paths). By convention, Q_m is the set of paths of length $m \geq 0$ in a quiver Q , and $Q_* = \bigcup_{m \in \mathbb{N}} Q_m$ is the set of all the possible paths in Q .

Theorem 1 ([6]). Given a quiver Q , $|Q_*|$ is finite if and only if Q is finite and has no oriented cycles.

Definition 10 (Path Category). The *path category* $P(Q)$ on a quiver Q consists of:

- a collection $P(Q)_0$ whose objects are the vertices in Q_0 ,
- a collection $P(Q)_1$ whose morphisms are the paths in Q_* ,
- a collection morphism $s : P(Q)_1 \rightarrow P(Q)_0$ that maps each path $\rho \in P(Q)_1$ to its source vertex $s(\rho) \in P(Q)_0$,
- a collection morphism $\tau : P(Q)_1 \rightarrow P(Q)_0$ that maps each path $\rho \in P(Q)_1$ to its target vertex $\tau(\rho) \in P(Q)_0$,
- a trivial path $1_x \in P(Q)_1$ for every vertex $x \in P(Q)_0$, called the identity of x , and
- a path concatenation $\rho_2 * \rho_1 \in P(Q)_1$ for every pair $(\rho_1, \rho_2) \in P(Q)_1 \times P(Q)_1$ satisfying $\tau(\rho_1) = s(\rho_2)$.

Remark 3. The category $P(Q)$ is sound because:

- *composition is associative*: $\forall(\rho_1, \rho_2, \rho_3) \in P(Q)_1 \times P(Q)_1 \times P(Q)_1, (\rho_3 * \rho_2) * \rho_1 = \rho_3 * (\rho_2 * \rho_1) \iff \tau(\rho_1) = s(\rho_2) \wedge \tau(\rho_2) = s(\rho_3)$, and
- *composition satisfies unity*: $\forall \rho \in P(Q)_1, 1_{\tau(\rho)} * \rho = \rho = \rho * 1_{s(\rho)}$.

Remark 4. Given a path category $P(Q)$, the composition of two morphisms in $P(Q)_1$ is defined by the concatenation of two paths in Q_* , and an identity path $1_x \in P(Q)_1$ corresponds to a trivial path $\rho_x \in Q_0$. Also, every path $\rho \in Q_1$ is mapped to its one morphism in $P(Q)_1$.

¹Whenever convenient, we treat a function as a set of relations.

Theorem 2 ([5]). Let \mathcal{S}^2 be the category where objects are functors $Q : \mathcal{Q} \rightarrow \mathcal{S}$ (i.e., quivers) and morphisms are natural transformations between such functors. Then, there is a functor $P : \mathcal{S}^2 \rightarrow \mathit{Cat}$ that sends each quiver Q to its corresponding path category $P(Q)$, by taking each vertex $x \in Q_0$ to an object $P(x) \in P(Q)_0$ and each path $\rho \in Q_*$ to a morphism $P(\rho) \in P(Q)_1$.

III. SEMANTICS OF COMPOSITION AND PROGRAM SPACES

In this section, we present the semantics of composition and program spaces for the rest of the paper. For this, we introduce the notion of a *computon* which is the fundamental unit of computation in our proposal.² Informally, a computon is a sequential program that produces exactly one output value for a given input value via some finite computation. A value is an element of some set referred to as data type.³ Formally:

Definition 11 (Data Type). A data type d is a set of values equipped with at least one k -ary operation $d^k \rightarrow d$ that can be performed on those values.

Notation 2. Let \mathbb{D} be the universal set of data types.

Definition 12 (Computon). A *computon* $f : d_1 \rightarrow d_2$ is a function from an input data type $d_1 \in \mathbb{D}$ to an output data type $d_2 \in \mathbb{D}$. We say that it is an identity computon if $d_1 = d_2$ and $\forall v \in d_1, f(v) = v$. Otherwise, f is a non-identity computon.

Definition 13 (Composite Computon). A *composite computon* $f_2 \circ f_1$ is a higher-order function given by the composition of computons f_1 and f_2 where $\mathit{cod}(f_1) = \mathit{dom}(f_2)$.

Definition 14 (Computon Category). The *computon category* \mathcal{C} consists of:

- a collection \mathcal{C}_0 of data types,
- a collection \mathcal{C}_1 of computons,
- a morphism $\mathit{in} : \mathcal{C}_1 \rightarrow \mathcal{C}_0$ that takes each computon $f \in \mathcal{C}_1$ to an input data type $d \in \mathcal{C}_0$,
- a morphism $\mathit{out} : \mathcal{C}_1 \rightarrow \mathcal{C}_0$ that takes each computon $f \in \mathcal{C}_1$ to an output data type $d \in \mathcal{C}_0$,
- a composite computon $f_2 \circ f_1 \in \mathcal{C}_1$ for every pair $(f_1, f_2) \in \mathcal{C}_1 \times \mathcal{C}_1$ satisfying $\mathit{out}(f_1) = \mathit{in}(f_2)$, and
- an identity computon $1_d \in \mathcal{C}_1$ for every data type $d \in \mathcal{C}_0$.

Remark 5. The category \mathcal{C} is sound because:

- *composition of computons is associative*: $\forall (f_3, f_2, f_1) \in \mathcal{C}_1 \times \mathcal{C}_1 \times \mathcal{C}_1, (f_3 \circ f_2) \circ f_1 = f_3 \circ (f_2 \circ f_1) \iff \mathit{out}(f_1) = \mathit{in}(f_2) \wedge \mathit{out}(f_2) = \mathit{in}(f_3)$, and
- *composition of computons satisfies unity*: $\forall (f : d_1 \rightarrow d_2) \in \mathcal{C}_1, 1_{d_2} \circ f = f = f \circ 1_{d_1}$.

Definition 15 (Program Space). A *program space* is a functor $R : \mathcal{C} \rightarrow \mathcal{S}$ from the computon category to the set category.

²The word *computon* derives from the Latin root for computation (*computus*) and the Greek suffix *-on*. In Physics, this suffix is traditionally used to designate subatomic particle names.

³Examples of data types include the set of integers, the set of real numbers and the set of characters. A detailed overview of data types is out of the scope of this paper. This is because the definition of type systems depends on the application domain.

It takes the collection \mathcal{C}_0 to a set $R(\mathcal{C}_0)$ of data types, the collection \mathcal{C}_1 to a set $R(\mathcal{C}_1)$ of computons, the morphism $\mathit{in} : \mathcal{C}_1 \rightarrow \mathcal{C}_0$ to a function $R(\mathit{in}) : R(\mathcal{C}_1) \rightarrow R(\mathcal{C}_0)$ and the morphism $\mathit{out} : \mathcal{C}_1 \rightarrow \mathcal{C}_0$ to a function $R(\mathit{out}) : R(\mathcal{C}_1) \rightarrow R(\mathcal{C}_0)$.

Intuitively, a program space R is a quadruple $(R_0, R_1, \mathit{in}, \mathit{out})$ where R_0 is a set of data types, R_1 is a set of computons, $\mathit{in} : R_1 \rightarrow R_0$ is an input function and $\mathit{out} : R_1 \rightarrow R_0$ is an output function.

Definition 16 (Transformer). A *transformer* $T : P(Q) \rightarrow \mathcal{C}$ is a functor for presenting the path category on a quiver Q in a computon category \mathcal{C} . It takes the collection $P(Q)_0$ of vertices to a collection \mathcal{C}_0 of data types, the collection $P(Q)_1$ of paths to a collection \mathcal{C}_1 of computons, the source morphism s to an input morphism in and the target morphism τ to an output morphism out such that:

- there is an identity computon $1_{T(x)} \in \mathcal{C}_1$ for each vertex $x \in P(Q)_0$ where $T(x) \in \mathcal{C}_0$, and
- there is a composite computon $T(\rho_n * \dots * \rho_1) \in \mathcal{C}_1$ for every path concatenation $\rho_n * \dots * \rho_1 \in P(Q)_1$ such that $T(\rho_n * \dots * \rho_1) = T(\rho_n) \circ \dots \circ T(\rho_1)$ and $T(\rho_1), \dots, T(\rho_n) \in \mathcal{C}_1$.

Notation 3. $(T \circ P)(Q)$ denotes the computon category generated from the path category on a quiver Q . Its collection of data types is denoted by $(T \circ P)(Q)_0$ and its collection of computons by $(T \circ P)(Q)_1$.

Definition 17. From Definitions 15 and 16, we can specify a composite functor $R \circ T : P(Q) \rightarrow \mathcal{S}$ for transforming the path category on a quiver Q into its corresponding program space $(R \circ T \circ P)(Q)$. For short, we refer $(R \circ T \circ P)(Q)$ to as the program space on Q .

Example 1. This example is a walkthrough for the construction of the program space $(R \circ T \circ P)(Q)$ on the quiver $Q = (Q_0, Q_1, s, \tau)$. This quiver is illustrated in Figure 1 and is defined as follows:

- $Q_0 = \{x_1, x_2, \dots, x_8\}$,
- $Q_1 = \{\alpha_1, \alpha_2, \dots, \alpha_6\}$,
- $s = \{(\alpha_1, x_1), (\alpha_2, x_2), (\alpha_3, x_3), (\alpha_4, x_1), (\alpha_5, x_6), (\alpha_6, x_7)\}$, and
- $\tau = \{(\alpha_1, x_2), (\alpha_2, x_3), (\alpha_3, x_4), (\alpha_4, x_5), (\alpha_5, x_7), (\alpha_6, x_8)\}$.

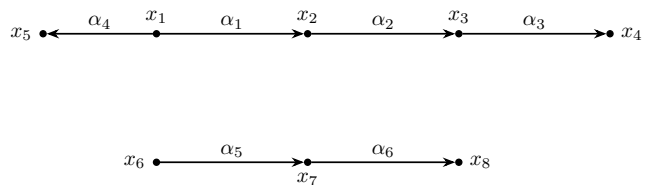


Fig. 1: Graphical representation of the quiver Q described in Example 1.

Once the quiver Q has been defined, we can transform it into a computon category as follows. Let $D = \{d_1, d_2, \dots, d_8\}$ be

a set of data types and $F = \{f_1 : d_1 \rightarrow d_2, f_2 : d_2 \rightarrow d_3, f_3 : d_3 \rightarrow d_4, f_4 : d_1 \rightarrow d_5, f_5 : d_6 \rightarrow d_7, f_6 : d_7 \rightarrow d_8\}$ be a set of computons. According to Definition 16, we can specify a transformer T to present $P(Q)$ in a computon category $(T \circ P)(Q)$. We accomplish this by mapping each vertex $P(x_i) \in P(Q)_0$ to a data type $d_i \in D$ for all $i \in \mathbb{N} \cap [1, 8]$ and each path $P(\alpha_j) \in P(Q)_1$ of length one to a computon $f_j \in F$ for all $j \in \mathbb{N} \cap [1, 6]$. Composite computons correspond to path concatenations, and identity computons are trivial paths. This construction is formally defined as follows:

- $\forall i \in \mathbb{N} \cap [1, 8], x_i \in Q_0 \implies T(P(x_i)) \in (T \circ P)(Q)_0$ such that $P(x_i) \in P(Q)_0$ and $T(P(x_i)) = d_i \in D$,
- $\forall i \in \mathbb{N} \cap [1, 8], x_i \in Q_0 \implies T(1_{P(x_i)}) : T(P(x_i)) \rightarrow T(P(x_i))$ such that $1_{P(x_i)} \in P(Q)_1, T(1_{P(x_i)}) \in (T \circ P)(Q)_1, P(x_i) \in P(Q)_0, T(P(x_i)) \in (T \circ P)(Q)_0$ and $T(P(x_i)) = d_i \in D$,
- $\forall i \in \mathbb{N} \cap [1, 6], \alpha_i \in Q_1 \implies T(P(\alpha_i)) \in (T \circ P)(Q)_1$ such that $P(\alpha_i) \in P(Q)_1$ and $T(P(\alpha_i)) = f_i \in F$, and
- $\forall (\rho_n * \dots * \rho_1) \in P(Q)_1, [T(\rho_n) \circ \dots \circ T(\rho_1)] \in (T \circ P)(Q)_1$.

Finally, the resulting computon category $(T \circ P)(Q)$ can be presented in \mathcal{S} via the functor R (see Definition 15). Intuitively, this is the program space $(R \circ T \circ P)(Q) = ((R \circ T \circ P)(Q)_0, (R \circ T \circ P)(Q)_1, in, out)$ where:

- $(R \circ T \circ P)(Q)_0 = D$,
- $(R \circ T \circ P)(Q)_1 = F \cup \{f_2 \circ f_1 : d_1 \rightarrow d_3, f_3 \circ f_2 : d_2 \rightarrow d_4, f_3 \circ f_2 \circ f_1 : d_1 \rightarrow d_4, f_6 \circ f_5 : d_6 \rightarrow d_8, 1_{d_1} : d_1 \rightarrow d_1, 1_{d_2} : d_2 \rightarrow d_2, \dots, 1_{d_8} : d_8 \rightarrow d_8\}$,
- $in = \{(f_1, d_1), (f_2, d_2), (f_3, d_3), (f_4, d_1), (f_5, d_6), (f_6, d_7), (f_2 \circ f_1, d_1), (f_3 \circ f_2, d_2), (f_3 \circ f_2 \circ f_1, d_1), (f_6 \circ f_5, d_6), (1_{d_1}, d_1), \dots, (1_{d_8}, d_8)\}$, and
- $out = \{(f_1, d_2), (f_2, d_3), (f_3, d_4), (f_4, d_5), (f_5, d_7), (f_6, d_8), (f_2 \circ f_1, d_3), (f_3 \circ f_2, d_4), (f_3 \circ f_2 \circ f_1, d_4), (f_6 \circ f_5, d_8), (1_{d_1}, d_1), \dots, (1_{d_8}, d_8)\}$.

The program space $(R \circ T \circ P)(Q)$ is illustrated in Figure 2. Although we omit identity computons for clarity, the above definition reveals that the identities are elements of the set $(R \circ T \circ P)(Q)_1$. Without loss of generality, hereafter we do not show identity computons when depicting program spaces.

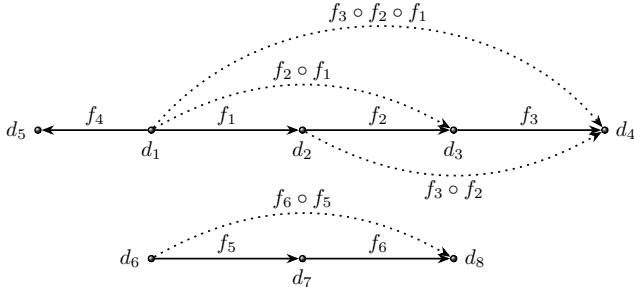


Fig. 2: Graphical representation of the program space $(R \circ T \circ P)(Q)$ described in Example 1.

Example 1 just shows a space in which the set of data types and the set of computons are finite. Nevertheless, it is

possible to construct spaces of finite data types and infinite computons. For this, it suffices to define oriented cycles in the interdependence of computons (see Theorem 1). For instance, we can transform the finite space $(R \circ T \circ P)(Q)$ into an infinite one by defining the computon $f_7 : d_4 \rightarrow d_1$ in F .

IV. COMPOSITION MACHINES

We propose the notion of composition machines for the emergence of sequential program spaces. These machines allow the definition and the execution of self-organising software models [3], and represent a shift from the computation of single programs to the emergence of program spaces.

Definition 18. [Composition Machine] A *composition machine* M is a septuple $(D, F, Q, \mu, S, N, \delta)$ where:

- D is a non-empty finite set of data types,
- F is a non-empty finite set of computons such that $\forall f, g \in F, cod(f) = cod(g) \iff f = g$ and $\forall f \in F, dom(f) \neq cod(f)$,
- Q is an acyclic quiver where each vertex $x \in Q_0$ represents a data type $d \in D$ and each arrow $\alpha \in Q_1$ (called an organism) represents a computon $f \in F$ such that $\forall \alpha_1, \alpha_2 \in Q_1, \tau(\alpha_1) = \tau(\alpha_2) \iff \alpha_1 = \alpha_2$ and $\forall \alpha \in Q_1, s(\alpha) \neq \tau(\alpha)$,
- μ consists of a pair of bijective functions, $\mu_0 : Q_0 \rightarrow D$ and $\mu_1 : Q_1 \rightarrow F$, for mapping vertices to data types and organisms to computons, respectively,
- $S = \{0, 1\}$ is the set of possible organism states,
- $N = \{N_1, N_2, N_3, N_4\}$ is a non-empty finite collection of neighbourhoods:
 - $N_1 \subseteq Q_1$ is a set where each element $(\alpha) \in N_1$ is the unary neighbourhood of an isolated organism $\alpha \in Q_1$ that has no neighbours to the right and no neighbours to the left, i.e., $\forall (\alpha) \in N_1, \nexists \alpha_0 \in Q_1, \tau(\alpha_0) = s(\alpha) \vee \tau(\alpha) = s(\alpha_0)$.
 - $N_2 \subseteq Q_1 \times Q_1$ is a set where each element $(\alpha_1, \alpha_2) \in N_2$ is the binary neighbourhood of an organism $\alpha_1 \in Q_1$ that has only one neighbour to the right, i.e., $\forall (\alpha_1, \alpha_2) \in N_2, (\nexists \alpha_0 \in Q_1, \tau(\alpha_0) = s(\alpha_1)) \wedge \tau(\alpha_1) = s(\alpha_2)$.
 - $N_3 \subseteq Q_1 \times Q_1$ is a set where each element $(\alpha_1, \alpha_2) \in N_3$ is the binary neighbourhood of an organism $\alpha_2 \in Q_1$ that has only one neighbour to the left, i.e., $\forall (\alpha_1, \alpha_2) \in N_3, (\nexists \alpha_0 \in Q_1, \tau(\alpha_0) = s(\alpha_2)) \wedge \tau(\alpha_1) = s(\alpha_2)$.
 - $N_4 \subseteq Q_1 \times Q_1 \times Q_1$ is a set where each element $(\alpha_1, \alpha_2, \alpha_3) \in N_4$ is the ternary neighbourhood of an organism $\alpha_2 \in Q_1$ which has exactly one neighbour to the right and exactly one neighbour to the left, i.e., $\forall (\alpha_1, \alpha_2, \alpha_3) \in N_4, \tau(\alpha_1) = s(\alpha_2) \wedge \tau(\alpha_2) = s(\alpha_3)$.
- δ consists of four local state transition functions:
 - $\delta_1 : S \rightarrow S$ for every *isolated organism* $\alpha \in Q_1$ with a neighbourhood $(\alpha) \in N_1$,
 - $\delta_2 : S^2 \rightarrow S$ for every organism $\alpha_1 \in Q_1$ with a neighbourhood $(\alpha_1, \alpha_2) \in N_2$,

- $\delta_3 : S^2 \rightarrow S$ for every organism $\alpha_2 \in Q_1$ with a neighbourhood $(\alpha_1, \alpha_2) \in N_3$, and
- $\delta_4 : S^3 \rightarrow S$ for every organism $\alpha_2 \in Q_1$ with a neighbourhood $(\alpha_1, \alpha_2, \alpha_3) \in N_4$.

Intuitively, a composition machine $M = (D, F, Q, \mu, S, N, \delta)$ consists of $|F|$ organisms operating in discrete moments in time.⁴ Each organism represents a computon $f \in F$ and has at most three neighbours (including itself). We say that two different organisms $\alpha_1 \in Q_1$ and $\alpha_2 \in Q_1$ are neighbours if there is a non-trivial path (α_1, α_2) or a non-trivial path (α_2, α_1) . Equivalently, two different organisms are neighbours if the computons they represent are composable (see Definition 13).

At each time step $t \in \mathbb{N}$, an organism $\alpha \in Q_1$ is in a state $c(\alpha)^t \in S$. If $c(\alpha)^t = 1$, we say that α is alive; otherwise, we say that α is dead (see Figure 3).

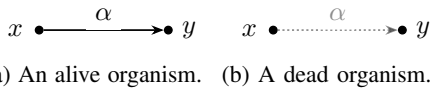


Fig. 3: At time t , an organism $\alpha : x \rightarrow y$ is (a) alive if $c(\alpha)^t = 1$ or (b) dead if $c(\alpha)^t = 0$.

The configuration of M at t is then a function $c : Q_1 \rightarrow S$ that assigns a state to each organism $\alpha \in Q_1$. Intuitively, it is a snapshot of all the states in the system of organisms at some moment in time. Initially, at $t = 0$, M is in the so-called *initial configuration* and, in subsequent steps, the states of its organisms are updated in parallel according to four δ functions.

A δ function is a local update rule that defines the next state of an organism based on the current state of n neighbours. More concretely, if the neighbours of an organism have states $c(\alpha_1)^t, c(\alpha_2)^t, \dots, c(\alpha_n)^t$ at t , then the state of that organism at $t + 1$ is given by $\delta_i(c(\alpha_1)^t, c(\alpha_2)^t, \dots, c(\alpha_n)^t)$ such that $i \in \mathbb{N} \cap [1, 4]$ and $n \in \mathbb{N} \cap [1, 3]$. Particularly, $n = 1$ for unary neighbourhoods, $n = 2$ for binary neighbourhoods and $n = 3$ for ternary neighbourhoods.

Moreover, as an organism can be alive or dead, there are $2^1, 2^2$ and 2^3 possible patterns for unary, binary and ternary neighbourhoods, respectively (see Figure 4). So, $|\text{dom}(\delta_1)| = |S| = 2$, $|\text{dom}(\delta_2)| = |\text{dom}(\delta_3)| = |S|^2 = 4$ and $|\text{dom}(\delta_4)| = |S|^3 = 8$. Accordingly, there are $2^2 \times 2^4 \times 2^8 = 2^{14}$ possible rules for a composition machine.

To explain how rules can be defined, let us consider a simple transition function for organisms that have only one neighbour to the right:

$$\delta_2(c(\alpha_1)^t, c(\alpha_2)^t) = c(\alpha_1)^t \oplus c(\alpha_2)^t \quad (1)$$

where \oplus is the exclusive-or (XOR) operator defined in Boolean algebra.

Without loss of generality, let us assume that $(\alpha_1, \alpha_2) \in N_2$ is the binary neighbourhood of some organism α_1 . If we say

⁴As the function μ_1 is bijective (see Definition 18), we have that $|F| = |Q_1|$.

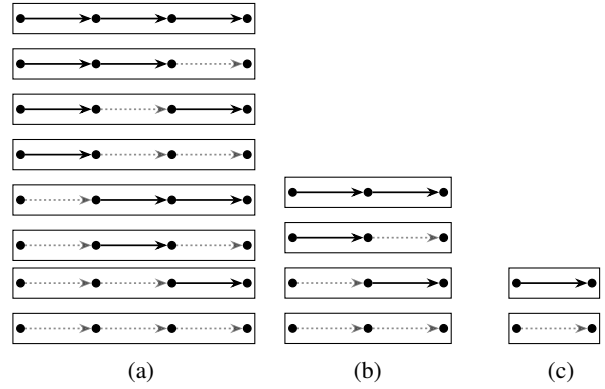


Fig. 4: Possible patterns for (a) ternary neighbourhoods, (b) binary neighbourhoods and (c) unary neighbourhoods.

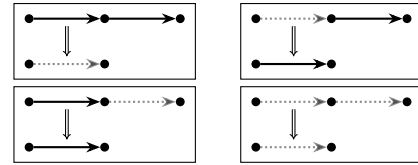


Fig. 5: An example of a local transition rule for an organism that has only one neighbour to the right. This rule is equivalent to a XOR operation and corresponds to the δ_2 function described in Equation 1.

that both organisms are alive at some moment in time t , then the next state of α_1 would be given by $c(\alpha_1)^{t+1} = \delta_2(1, 1) = 0$, as shown in Figure 5.

Figure 5 shows an example of a local transition rule for the binary neighbourhood N_2 in some machine M . In a similar fashion, we can define rules for the other neighbourhoods to independently transform organisms' states. These transformations occur by simultaneously applying the appropriate rule for each $\alpha \in Q_1$, leading to a time evolution of the global configuration of M . Particularly, evolving a configuration c into another one is given by a global transition function G :

$$G : S^{|Q_1|} \rightarrow S^{|Q_1|} \quad (2)$$

So, the time evolution of M is a direct consequence of the repeated application of G :

$$c \mapsto G(c) \mapsto (G \circ G)(c) \mapsto (G \circ G \circ G)(c) \mapsto \dots \quad (3)$$

As c is the initial configuration, we can deduce that the machine's orbit $\text{orb}(c)$ is equal to:

$$c, G(c), (G \circ G)(c), (G \circ G \circ G)(c), \dots \quad (4)$$

In this case, time refers to the number of applications of G . For example, the configuration c exists at time $t = 0$, the configuration $G(c)$ is present at time $t = 1$, the configuration $(G \circ G)(c)$ appears at time $t = 2$, and so on. Indeed, the time evolution of a composition machine is similar to the one exhibited by a synchronous cellular automaton [8]. The difference lies in their underlying semantics.

In a composition machine M , each organism $\alpha \in Q_1$ is causally related to some computon $f \in F$. Furthermore, the global state of M at t is semantically equivalent to a category which defines all the possible sequential compositions at that moment in time. So, the machine's purpose is not the computation of a single program but the emergence of a whole program space. More formally, a program space in M at t is generated from the path category $P(\vec{Q}^t)$, where \vec{Q}^t is referred to as the *alive quiver* at t .

Definition 19 (Alive Quiver). Let $M = (D, F, Q, \mu, S, N, \delta)$ be a composition machine and c be some machine configuration at t . The *alive quiver* $\vec{Q}^t \subseteq Q$ is then a quadruple $(\vec{Q}_0, \vec{Q}_1, \vec{s}, \vec{\tau})$ where:

- $\vec{Q}_0 = \{x \in Q_0 \mid \exists \alpha \in Q_1, c(\alpha)^t = 1 \wedge s(\alpha) = x \vee \tau(\alpha) = x\}$,
- $\vec{Q}_1 = \{\alpha \in Q_1 \mid c(\alpha)^t = 1\}$,
- $\vec{s} = \{(\alpha, s(\alpha)) \in Q_1 \times Q_0 \mid c(\alpha)^t = 1\}$, and
- $\vec{\tau} = \{(\alpha, \tau(\alpha)) \in Q_1 \times Q_0 \mid c(\alpha)^t = 1\}$.

The path category on an alive quiver \vec{Q}^t generates the space $(R \circ T \circ P)(\vec{Q}^t)$ of all the possible sequential computons at time t . As per Definition 17, this space is produced through a computon category $(T \circ P)(\vec{Q}^t)$ which we refer to as the *alive category* at t .

Definition 20 (Alive Category). Given a composition machine $M = (D, F, Q, \mu, S, N, \delta)$ and some alive quiver $\vec{Q}^t = (\vec{Q}_0, \vec{Q}_1, \vec{s}, \vec{\tau})$, the *alive category* $(T \circ P)(\vec{Q}^t)$ generated from $P(\vec{Q}^t)$ consists of:

- a collection $(T \circ P)(\vec{Q}^t)_0$ of data types such that $\forall x \in P(\vec{Q}^t)_0, \exists! d \in (T \circ P)(\vec{Q}^t)_0, d = \mu_0(x)$,
- a collection $(T \circ P)(\vec{Q}^t)_1$ of computons where:
 - $\forall x \in P(\vec{Q}^t)_0, \exists! 1_d \in (T \circ P)(\vec{Q}^t)_1, d = \mu_0(x)$, and
 - $\forall (\alpha_n, \dots, \alpha_1) \in P(\vec{Q}^t)_1, \exists! (f_n \circ \dots \circ f_1) \in (T \circ P)(\vec{Q}^t)_1, f_1 = \mu_1(\alpha_1) \wedge \dots \wedge f_n = \mu_1(\alpha_n)$ with $n \geq 1$.

Theorem 3. Given a composition machine $M = (D, F, Q, \mu, S, N, \delta)$, $(R \circ T \circ P)(Q)$ is the maximal program space defining all the possible sequential programs that can exist in M at any moment in time.

Proof. Let $M = (D, F, Q, \mu, S, N, \delta)$ be a composition machine and \vec{Q}^t be some alive quiver at time t . By Definition 19, we know that $\vec{Q}^t \subseteq Q$. Then, it trivially follows that $\vec{Q}^t = Q$ is the largest subset and therefore the maximal alive quiver that can be formed at any moment in time. By Definition 17, it follows that we can construct the maximal program space $(R \circ T \circ P)(Q)$ as required. ■

V. EXAMPLES

We now present two examples to demonstrate how (complex) sequential program spaces emerge from simple rules. For all of them, we consider the composition machine $M = (D, F, Q, \mu, S, N, \delta)$ with a fixed set of data types and a fixed set of computons, so μ_0 and μ_1 remain unchanged. We only

adjust the local transition functions to demonstrate how different self-organising behaviours can be programmed. In this sense, the initial configuration of M and the neighbourhood collection are shared between the examples. Formally, our composition machine M is defined as follows:

- $D = \{d_1, d_2, \dots, d_{13}\}$,
- $F = \{f_i : d_i \rightarrow d_{i+1} \mid i \in \mathbb{N} \cap [1, 6] \wedge d_i, d_{i+1} \in D\} \cup \{f_7 : d_8 \rightarrow d_9 \mid d_8, d_9 \in D\} \cup \{f_i : d_{i+2} \rightarrow d_{i+3} \mid i \in \mathbb{N} \cap [8, 10] \wedge d_{i+2}, d_{i+3} \in D\}$,
- $Q = (Q_0, Q_1, s, \tau)$ where:
 - $Q_0 = \{x_1, x_2, \dots, x_{13}\}$,
 - $Q_1 = \{\alpha_1, \alpha_2, \dots, \alpha_{10}\}$,
 - $s = \{(\alpha_i, x_i) \mid i \in \mathbb{N} \cap [1, 6]\} \cup \{(\alpha_7, x_8)\} \cup \{(\alpha_i, x_{i+2}) \mid i \in \mathbb{N} \cap [8, 10]\}$,
 - $\tau = \{(\alpha_i, x_{i+1}) \mid i \in \mathbb{N} \cap [1, 6]\} \cup \{(\alpha_7, x_9)\} \cup \{(\alpha_i, x_{i+3}) \mid i \in \mathbb{N} \cap [8, 10]\}$
- $\mu_0 = \{(x_i, d_i) \in Q_0 \times D \mid i \in \mathbb{N} \cap [1, 13]\}$,
- $\mu_1 = \{(\alpha_i, f_i) \in Q_1 \times F \mid i \in \mathbb{N} \cap [1, 10]\}$,
- $S = \{0, 1\}$,
- $N = \{N_1, N_2, N_3, N_4\}$ where:
 - $N_1 = \{(\alpha_7)\}$,
 - $N_2 = \{(\alpha_1, \alpha_2), (\alpha_8, \alpha_9)\}$,
 - $N_3 = \{(\alpha_5, \alpha_6), (\alpha_9, \alpha_{10})\}$,
 - $N_4 = \{(\alpha_1, \alpha_2, \alpha_3), (\alpha_2, \alpha_3, \alpha_4), (\alpha_3, \alpha_4, \alpha_5), (\alpha_4, \alpha_5, \alpha_6), (\alpha_8, \alpha_9, \alpha_{10})\}$
- $\delta_1, \delta_2, \delta_3$ and δ_4 are defined differently in each example.

Figure 6 illustrates the quiver Q and the maximal program space in M , viz. $(R \circ T \circ P)(Q)$. According to the Theorem 3, this space is the most complex that our example machine can construct when all the organisms are alive. For simplicity, we do not show the identity computons looping over each data type, and we do not draw labels on composites to improve readability.

Also, to arise familiarity, all the local transition functions described in this section are based on existing ones. Particularly, isolated organisms evolve through NOT or constant rules. Organisms with a binary neighbourhood change their states via OR or XOR operations. And organisms with a ternary neighbourhood evolve according to *Rule 54* or *Rule 122* (c.f. elementary cellular automata [8]).

In any case, the synchronous application of the appropriate rules induces a time evolution of the global configuration of M , starting from:

$$c = \{(\alpha_1, 1), (\alpha_2, 1), (\alpha_3, 0), (\alpha_4, 1), (\alpha_5, 1), (\alpha_6, 0), (\alpha_7, 1), (\alpha_8, 0), (\alpha_9, 0), (\alpha_{10}, 1)\}$$

The initial configuration c and its corresponding program space $(R \circ T \circ P)(\vec{Q}^0)$ are illustrated in Figure 7. Here, we can see that only two composite computons are available in $(R \circ T \circ P)(\vec{Q}^0)_1$. Specifically, $f_2 \circ f_1$ is present because $c(\alpha_1)^0 = 1, c(\alpha_2)^0 = 1, \mu_1(\alpha_1) = f_1$ and $\mu_1(\alpha_2) = f_2$. Similarly, we have $f_5 \circ f_4 \in (R \circ T \circ P)(\vec{Q}^0)_1$ since $c(\alpha_4)^0 = 1, c(\alpha_5)^0 = 1, \mu_1(\alpha_4) = f_4$ and $\mu_1(\alpha_5) = f_5$.

A glance at Figure 7 also reveals that the organisms α_7 and α_{10} give rise to the computons f_7 and f_{10} . This is due

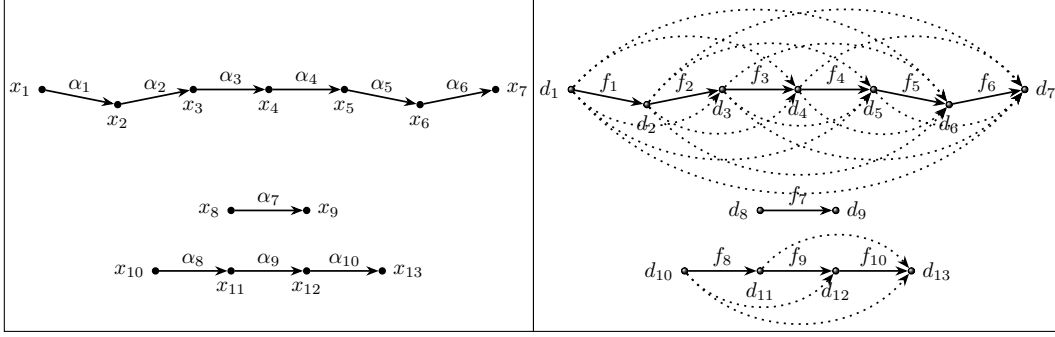


Fig. 6: The quiver Q and the corresponding maximal program space in M .

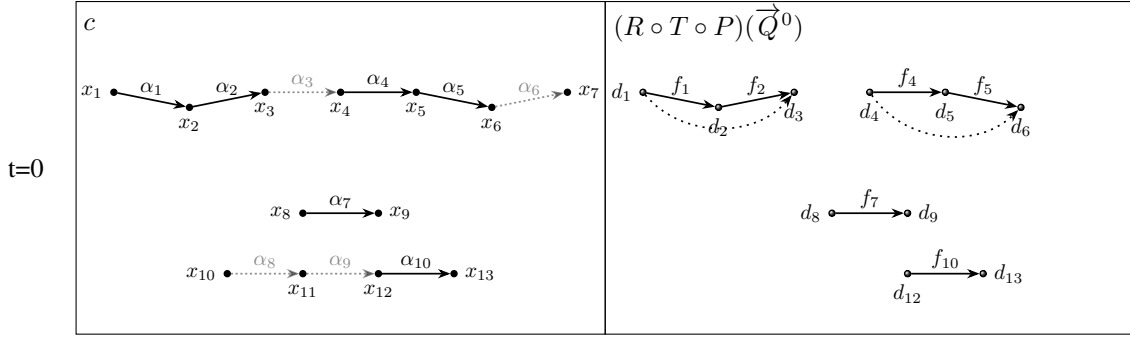


Fig. 7: The initial configuration in both examples and its corresponding program space.

to the fact that $c(\alpha_7)^0 = 1$, $c(\alpha_{10})^0 = 1$, $\mu_1(\alpha_7) = f_7$ and $\mu_1(\alpha_{10}) = f_{10}$.

A. Combining the NOT operator, the XOR operator and Rule 54 for the emergence of sequential program spaces

In this example, the orbit of M is given by the synchronous application of the rules illustrated in Figure 8, starting from the initial configuration c (shown in Figure 7). Particularly, δ_1 is the NOT function, δ_2 and δ_3 are XOR operations, and δ_4 corresponds to Rule 54.

The orbit of M from $t = 0$ to $t = 4$ is illustrated in Figure 9, where it is clear that the isolated organism α_7 alternates its state via the NOT rule. Accordingly, the computon f_7 emerges at even time steps and disappears at odd ones.

Organisms with a binary neighbourhood evolve via the XOR rule. So, they are alive in the next time step if only one neighbour is alive in the current time step. For example, α_6 becomes alive at $t = 1$ because its left neighbour α_5 is alive at $t = 0$. But α_1 is dead at $t = 1$ since $c(\alpha_1)^0 = c(\alpha_2)^0 = 1$. Consequently, we have $f_6 \in (R \circ T \circ P)(\vec{Q}^1)_1$ and $f_1 \notin (R \circ T \circ P)(\vec{Q}^1)_1$. More concretely, the application of the XOR rule on binary neighbourhoods from $t = 0$ to $t = 1$ results in the following state transitions:

$$\begin{aligned} c(\alpha_1)^1 &= \delta_2(c(\alpha_1)^0, c(\alpha_2)^0) = 1 \oplus 1 = 0 \\ c(\alpha_8)^1 &= \delta_2(c(\alpha_8)^0, c(\alpha_9)^0) = 0 \oplus 0 = 0 \\ c(\alpha_6)^1 &= \delta_3(c(\alpha_5)^0, c(\alpha_6)^0) = 1 \oplus 0 = 1 \\ c(\alpha_{10})^1 &= \delta_3(c(\alpha_9)^0, c(\alpha_{10})^0) = 0 \oplus 1 = 1 \end{aligned}$$

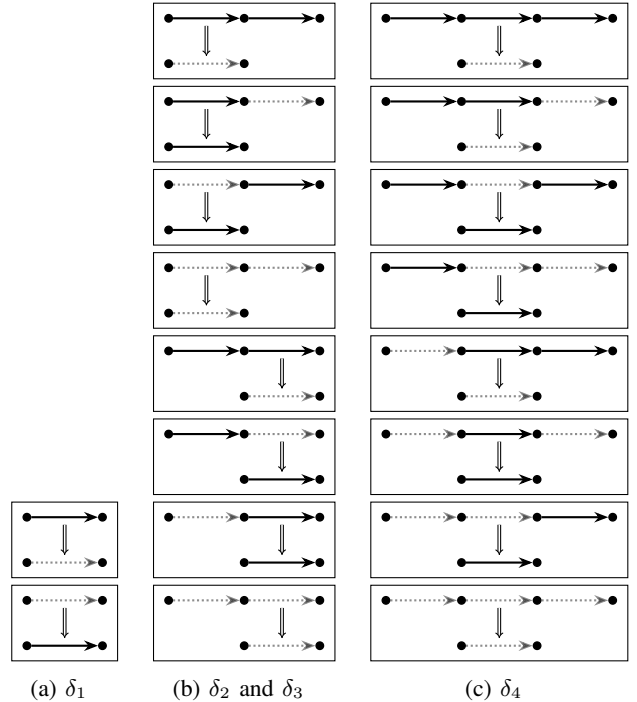


Fig. 8: Unary neighbourhoods are associated with the NOT operator, binary neighbourhoods with the XOR operator and ternary ones with Rule 54.

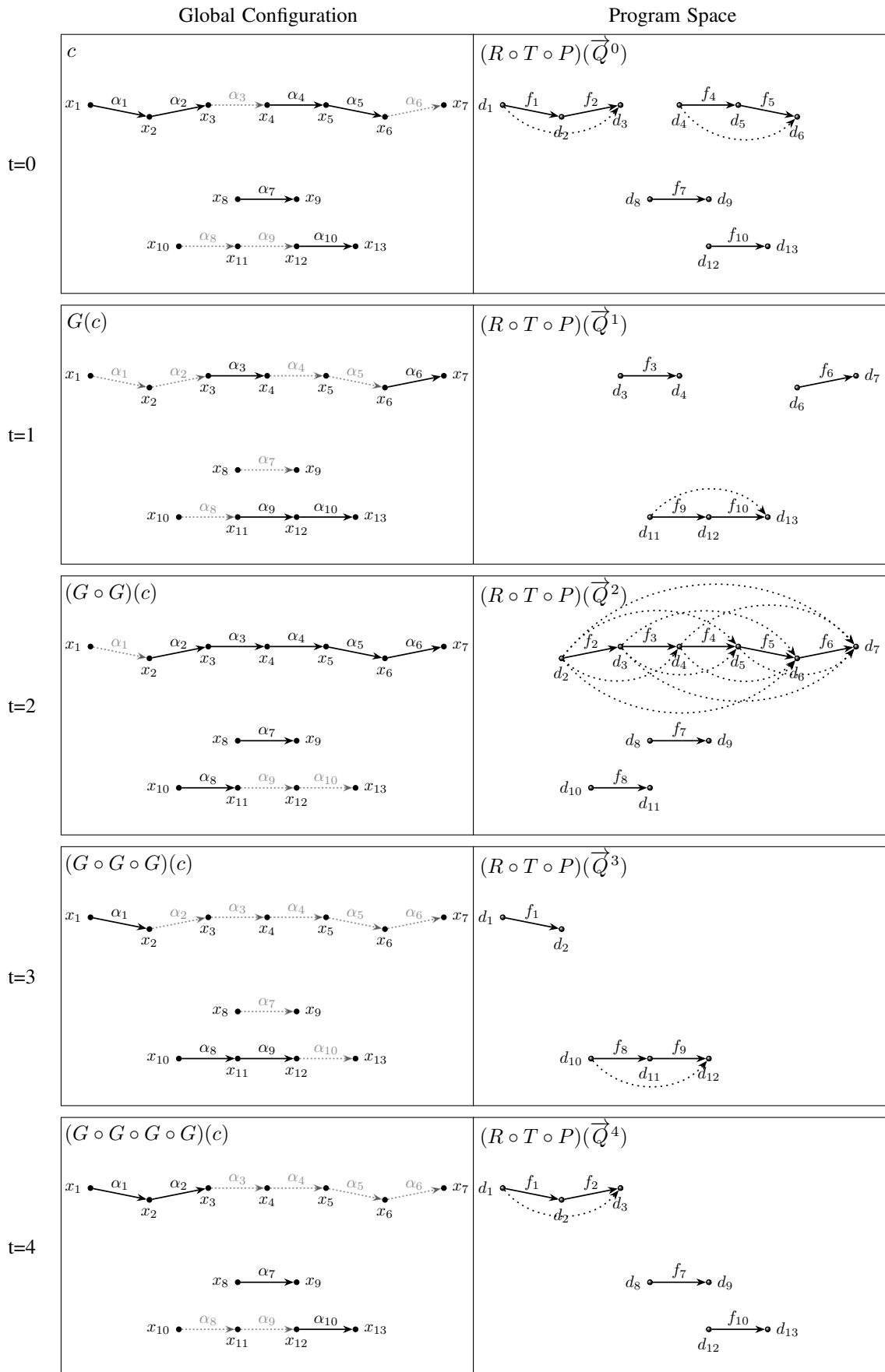


Fig. 9: Orbit of M and program space evolution over five time steps, using the rules described in Figure 8.

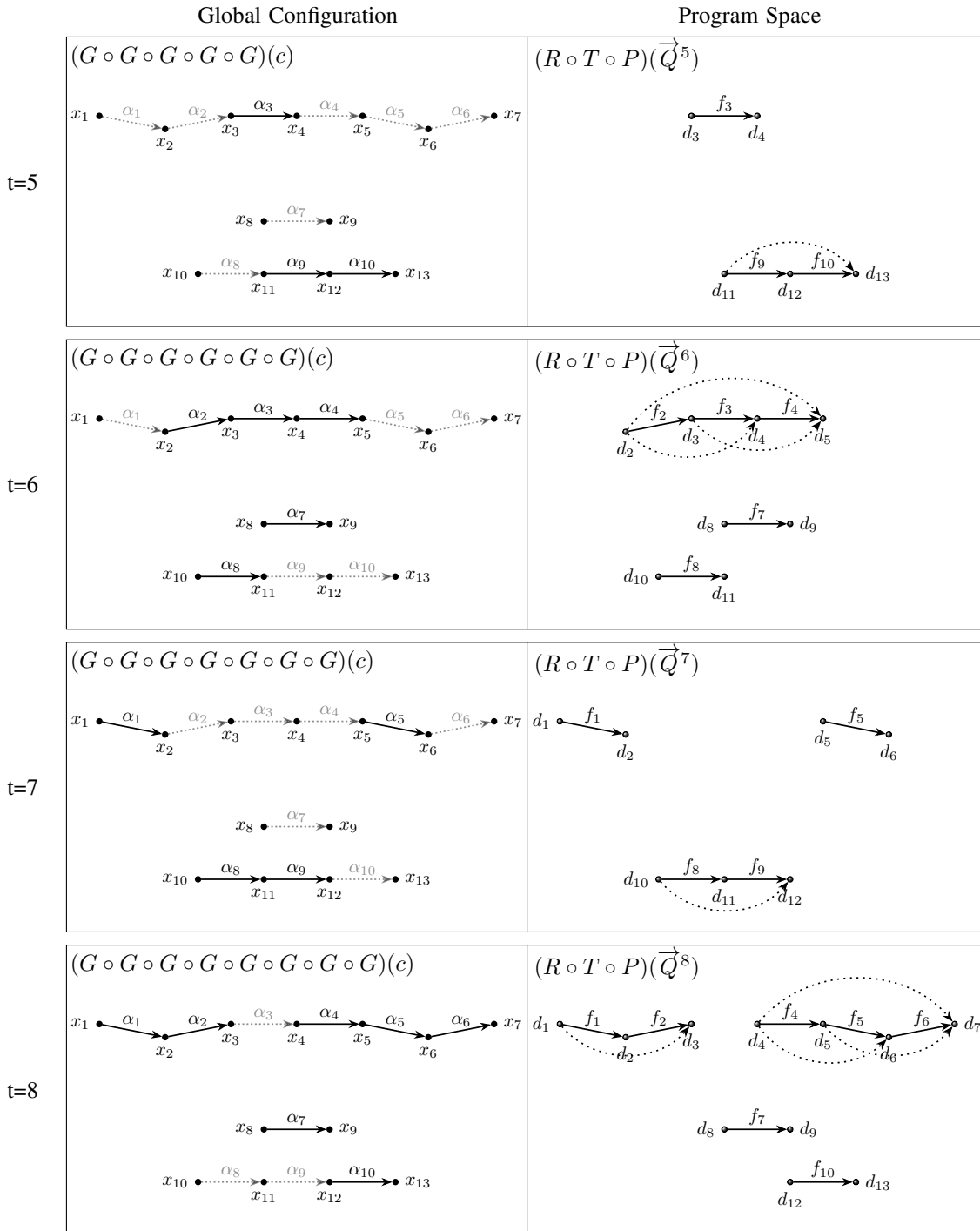


Fig. 10: Repeating pattern using the initial configuration shown in Figure 7 and the rules described in Figure 8.

Organisms with a ternary neighbourhood evolve according to *Rule 54*. For instance, the organism α_9 becomes alive at $t = 1$ since $c(\alpha_8)^0 = c(\alpha_9)^0 = 0$ and $c(\alpha_{10})^0 = 1$; thus, making available the computon $f_9 \in (R \circ T \circ P)(\vec{Q}^1)_1$. As the organism α_{10} is also alive at that moment in time, the composite computon $f_{10} \circ f_9 \in (R \circ T \circ P)(\vec{Q}^1)_1$ emerges. In general, the application of *Rule 54* on ternary neighbourhoods from $t = 0$ to $t = 1$ is given by:

$$\begin{aligned} c(\alpha_2)^1 &= \delta_4(c(\alpha_1)^0, c(\alpha_2)^0, c(\alpha_3)^0) = \delta_4(1, 1, 0) = 0 \\ c(\alpha_3)^1 &= \delta_4(c(\alpha_2)^0, c(\alpha_3)^0, c(\alpha_4)^0) = \delta_4(1, 0, 1) = 1 \\ c(\alpha_4)^1 &= \delta_4(c(\alpha_3)^0, c(\alpha_4)^0, c(\alpha_5)^0) = \delta_4(0, 1, 1) = 0 \\ c(\alpha_5)^1 &= \delta_4(c(\alpha_4)^0, c(\alpha_5)^0, c(\alpha_6)^0) = \delta_4(1, 1, 0) = 0 \\ c(\alpha_9)^1 &= \delta_4(c(\alpha_8)^0, c(\alpha_9)^0, c(\alpha_{10})^0) = \delta_4(0, 0, 1) = 1 \end{aligned}$$

Figure 9 shows the orbit of M over five time steps, where we can see that the most complex space is formed at $t = 2$. This is because all the organisms in the path $(\alpha_6, \dots, \alpha_2)$ become alive. Particularly, $f_6 \circ f_5 \circ f_4 \circ f_3 \circ f_2 \in (R \circ T \circ P)(\vec{Q}^2)_1$ is the most complex composite computon (i.e., the largest sequential program in our example).

To further explore the emergence of program spaces, we implemented our composition machine M .⁵ After executing this example over 10000 time steps, we found that there is a repeating pattern every four time steps, starting from $t = 5$. This means that the compositions formed before $t = 5$ are unique and, after that, there are only four different program spaces. Such a repeating pattern is shown in Figure 10.

B. Combining the constant operator, the OR operator and Rule 122 for the emergence of sequential program spaces

In this example, the orbit of M is given by the synchronous application of the rules illustrated in Figure 11, starting from the initial configuration c shown in Figure 7. Here, δ_1 is a constant function, δ_2 and δ_3 are OR operations, and δ_4 corresponds to *Rule 122*.

The orbit of M from $t = 0$ to $t = 9$ is illustrated in Figure 12, where it is clear that the isolated organism α_7 remains alive at every moment. Accordingly, the computon f_7 consistently appears in all the program spaces.

Organisms with a binary neighbourhood evolve via the OR rule. So, they are alive in the next time step if at least one neighbour is alive in the current time step. For example, α_6 becomes alive at $t = 1$ because its left neighbour α_5 is alive at $t = 0$. But α_8 remains dead at $t = 1$ since $c(\alpha_8)^0 = c(\alpha_9)^0 = 0$. Consequently, we have $f_6 \in (R \circ T \circ P)(\vec{Q}^1)_1$ and $f_8 \notin (R \circ T \circ P)(\vec{Q}^1)_1$. More concretely, the application of the OR rule on binary neighbourhoods from $t = 0$ to $t = 1$ results in the following state transitions:

$$\begin{aligned} c(\alpha_1)^1 &= \delta_2(c(\alpha_1)^0, c(\alpha_2)^0) = 1 \vee 1 = 1 \\ c(\alpha_8)^1 &= \delta_2(c(\alpha_8)^0, c(\alpha_9)^0) = 0 \vee 0 = 0 \\ c(\alpha_6)^1 &= \delta_3(c(\alpha_5)^0, c(\alpha_6)^0) = 1 \vee 0 = 1 \\ c(\alpha_{10})^1 &= \delta_3(c(\alpha_9)^0, c(\alpha_{10})^0) = 0 \vee 1 = 1 \end{aligned}$$

⁵The source code of our implementation is publicly available at <https://github.com/damianarellanes/compositionmachine>.

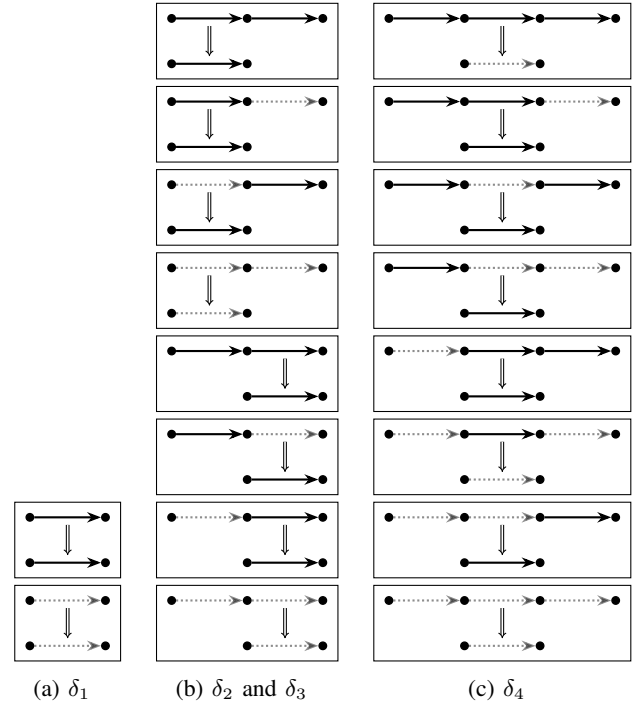


Fig. 11: Unary neighbourhoods are associated with the constant operator, binary neighbourhoods with the OR operator and ternary ones with *Rule 122*.

Organisms with a ternary neighbourhood evolve according to *Rule 122*. For instance, the organism α_3 becomes alive at $t = 1$ since $c(\alpha_2)^0 = c(\alpha_4)^0 = 1$ and $c(\alpha_3)^0 = 0$; thus, making available the computon $f_3 \in (R \circ T \circ P)(\vec{Q}^1)_1$. As all the organisms in the path $(\alpha_6, \dots, \alpha_2, \alpha_1)$ are alive at $t = 1$, the space $(R \circ T \circ P)(\vec{Q}^1)$ defines all the possible compositions that can be formed with the computons f_1, \dots, f_6 . In general, the application of *Rule 122* on ternary neighbourhoods from $t = 0$ to $t = 1$ is given by:

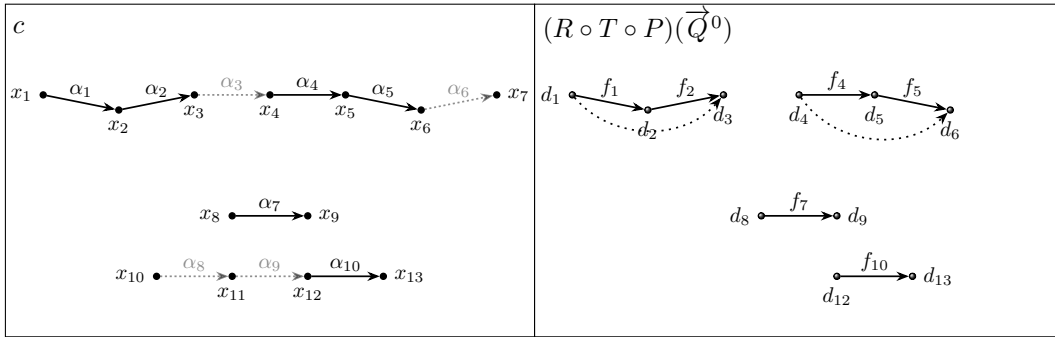
$$\begin{aligned} c(\alpha_2)^1 &= \delta_4(c(\alpha_1)^0, c(\alpha_2)^0, c(\alpha_3)^0) = \delta_4(1, 1, 0) = 1 \\ c(\alpha_3)^1 &= \delta_4(c(\alpha_2)^0, c(\alpha_3)^0, c(\alpha_4)^0) = \delta_4(1, 0, 1) = 1 \\ c(\alpha_4)^1 &= \delta_4(c(\alpha_3)^0, c(\alpha_4)^0, c(\alpha_5)^0) = \delta_4(0, 1, 1) = 1 \\ c(\alpha_5)^1 &= \delta_4(c(\alpha_4)^0, c(\alpha_5)^0, c(\alpha_6)^0) = \delta_4(1, 1, 0) = 1 \\ c(\alpha_9)^1 &= \delta_4(c(\alpha_8)^0, c(\alpha_9)^0, c(\alpha_{10})^0) = \delta_4(0, 0, 1) = 1 \end{aligned}$$

Figure 12 shows the orbit of M over ten time steps, where we can see that the most complex space is formed at $t = 4$. This emergent space is indeed $(R \circ T \circ P)(Q)$. With the help of our implemented tool, we executed our example over 10000 time steps and we found that the maximal program space $(R \circ T \circ P)(Q)$ is part of a repeating pattern whose period corresponds to six time steps (see Figure 12 from $t = 2$ to $t = 7$). Particularly, the compositions emerging before $t = 2$ are unique and, after that, there are only six different program spaces.

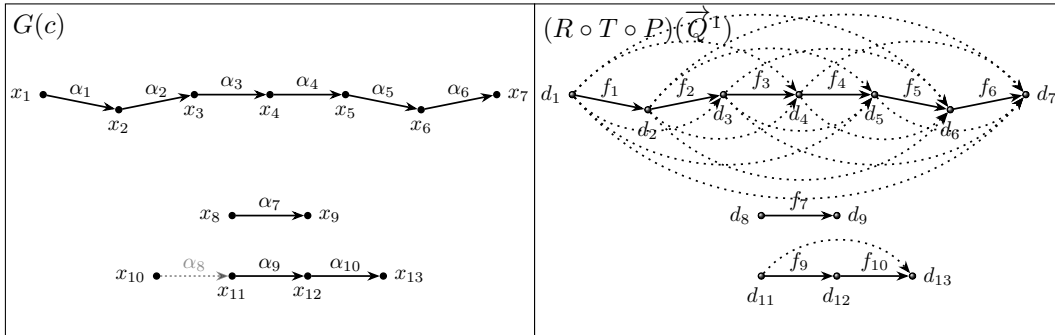
Global Configuration

Program Space

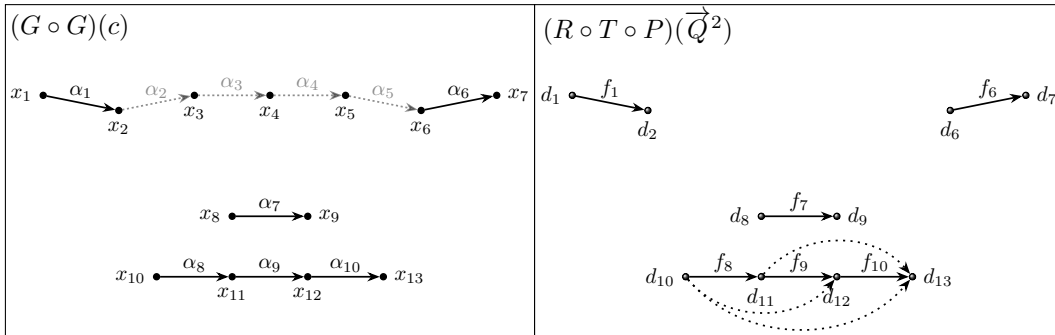
t=0



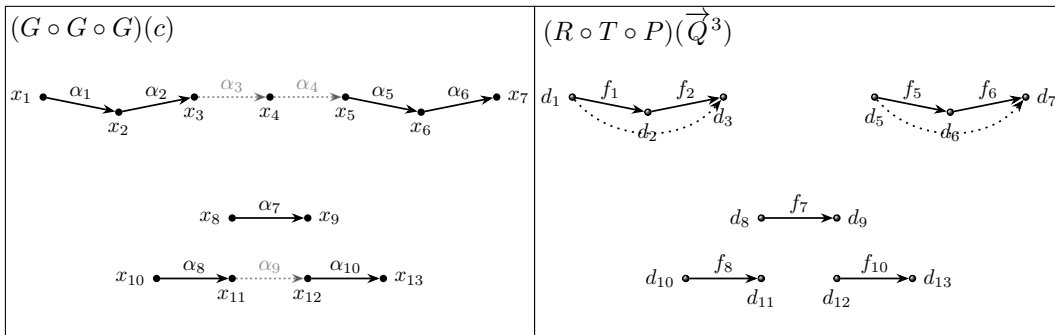
t=1



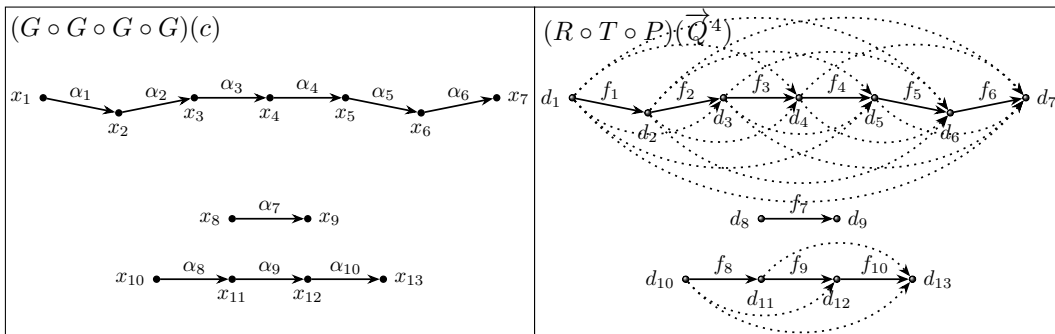
t=2



t=3



t=4



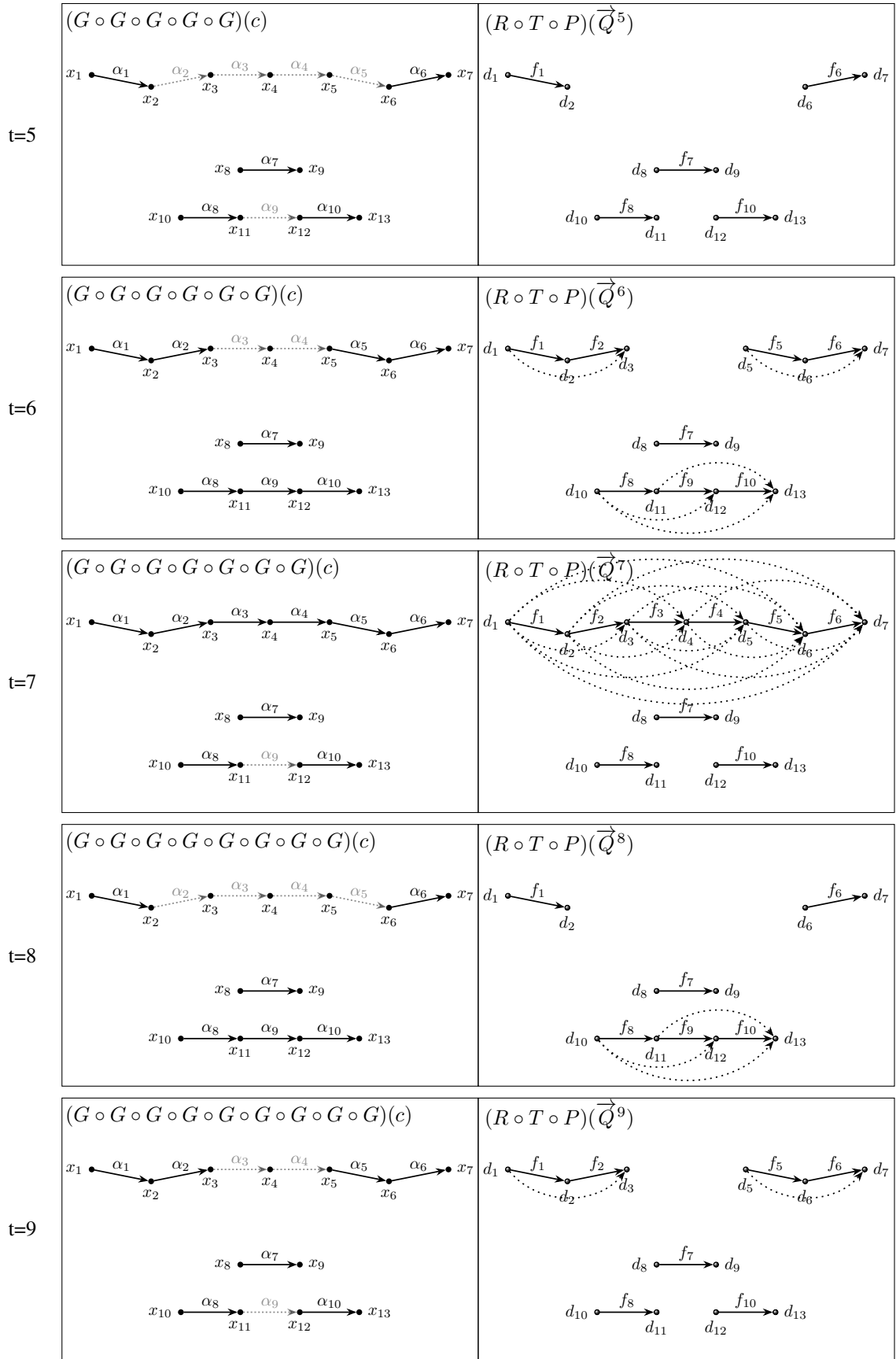


Fig. 12: Orbit of M and program space evolution over ten time steps, using the rules described in Figure 11.

VI. CONCLUSIONS

In this paper, we introduced the notion of composition machines for the emergence of sequential program spaces via self-organisation rules. A composition machine evolves a quiver in discrete-time and its global state is semantically equivalent to a category that defines a space of all the possible compositions of computons at some moment in time. To demonstrate its operation, we presented two examples in which complex sequential program spaces emerge from simple rules.

As it is not trivial to engineer emergence, we plan to investigate novel mechanisms for defining rules that match contextual intention. Also, we plan to study alternative neighbourhoods to allow the evolution of cyclic quivers and, thus, the emergence of infinite categories. In this vein, we would like to explore different program space patterns through the synchronous application of varied local transition rules. In any case, Category Theory will be the *de facto* reasoning framework.

We believe that Category Theory will play a fundamental role in the understanding of self-organisation and, in particular, in the study of self-organising software models. This is because such a theory follows an emergentist view rather than a reductionist one. So, the main focus of Category Theory is not to study isolated abstract objects but the relevant interactions between them and their composition. It is indeed a formal framework to reasoning about compositionality and self-organisation.

This paper brings together these worlds in the form of an abstract machine that allows the definition and the execution of self-organising software models. The aim of this machine is not to compute single programs, but to build programs (i.e., composite computons) from other programs (i.e., predefined computons) via self-organisation rules. Under this umbrella, we envision that in the future, instead of manually coding them, complex software models will grow from simple rules (just as biological organisms do).

REFERENCES

- [1] S. Gulwani, O. Polozov, and R. Singh, *Program synthesis*, ser. Foundations and trends in programming languages. Hanover, MA Delft: Now Publishers, 2017, vol. 4, no. 1-2.
- [2] D. Arellanes and K.-K. Lau, "Evaluating IoT service composition mechanisms for the scalability of IoT systems," *Future Generation Computer Systems*, vol. 108, pp. 827–848, 2020.
- [3] D. Arellanes, "Self-Organizing Software Models for the Internet of Things: Complex Software Structures That Emerge Without a Central Controller," *IEEE Systems, Man, and Cybernetics Magazine*, vol. 7, no. 3, pp. 4–9, 2021.
- [4] B. C. Pierce, *Basic Category Theory for Computer Scientists*, ser. Foundations of Computing, M. R. Garey and A. Meyer, Eds. Cambridge, MA, USA: MIT Press, 1991.
- [5] S. Awodey, *Category Theory*, 2nd ed. New York, NY, USA: Oxford University Press, 2010.
- [6] H. Derksen and J. Weyman, *An Introduction to Quiver Representations*, ser. Graduate studies in mathematics.

Providence, Rhode Island, USA: American Mathematical Society, 2017, vol. 184.

- [7] B. Russell, *The Principles of Mathematics*. Cambridge: Cambridge University Press, 1903, vol. 1.
- [8] S. Wolfram, *A New Kind of Science*, 1st ed. Champaign, IL, USA: Wolfram Media, 2002.