
Mining the Benefits of Two-stage and One-stage HOI Detection

Aixi Zhang^{1*} Yue Liao^{2*} Si Liu^{2†}
Miao Lu¹ Yongliang Wang¹ Chen Gao² Xiaobo Li¹
¹Alibaba Group ²Beihang University

Abstract

Two-stage methods have dominated Human-Object Interaction (HOI) detection for several years. Recently, one-stage HOI detection methods have become popular. In this paper, we aim to explore the essential pros and cons of two-stage and one-stage methods. With this as the goal, we find that conventional two-stage methods mainly suffer from positioning positive interactive human-object pairs, while one-stage methods are challenging to make an appropriate trade-off on multi-task learning, *i.e.*, object detection, and interaction classification. Therefore, a core problem is how to take the essence and discard the dregs from the conventional two types of methods. To this end, we propose a novel one-stage framework with disentangling human-object detection and interaction classification in a cascade manner. In detail, we first design a human-object pair generator based on a state-of-the-art one-stage HOI detector by removing the interaction classification module or head and then design a relatively isolated interaction classifier to classify each human-object pair. Two cascade decoders in our proposed framework can focus on one specific task, detection or interaction classification. In terms of the specific implementation, we adopt a transformer-based HOI detector as our base model. The newly introduced disentangling paradigm outperforms existing methods by a large margin, with a significant relative mAP gain of 9.32% on HICO-Det. The source codes are available at <https://github.com/YueLiao/CDN>.

1 Introduction

The goal of Human-Object Interaction (HOI) detection [2, 20, 6, 18, 7, 8, 17, 3] is to make a machine detailedly understand human activities from a static image. Human activities in this task are abstracted as a set of <human, object, action> HOI triplets. Thus, an HOI detector is required to locate human-object pairs and classify their corresponding action simultaneously. Based on this definition, we can summarize conventional HOI detection methods into two paradigms, *i.e.*, two-stage methods, and one-stage methods. These two paradigms have made significant progress with the development of deep learning, but both paradigms still have their shortcomings due to their structural design. This paper aims to present a detailed analysis of methods under these two paradigms and propose a solution to mine the benefits of two-stage and one-stage methods.

We first take a closer look at the conventional two-stage and one-stage HOI detectors. Conventional two-stage methods [6, 2, 18, 5] are mostly with a serial architecture. As shown in Figure 1 (a), two-stage methods detect humans and objects first and then feeds the human-object pairs, which are generated by matching humans and objects one by one, into an interaction classifier. The serial architecture suffers from locating the interactive human-object pairs under the interference of a large number of negative pairs only based on local region features. Otherwise, the efficiency of

*Equal contribution

†Corresponding author (liusi@buaa.edu.cn)

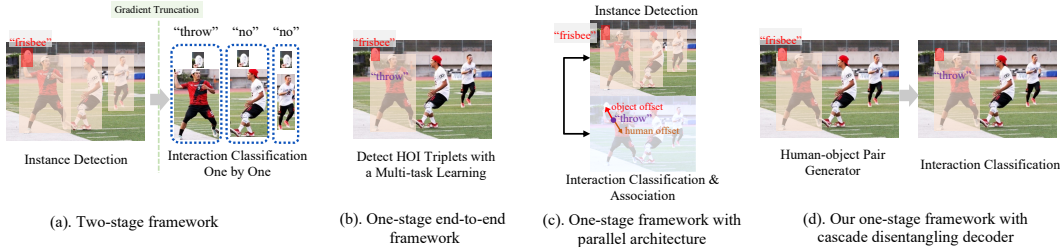


Figure 1: (a) Two-stage framework, (b) one-stage end-to-end framework, (c) one-stage framework with parallel architecture, and (d) our one-stage framework with a cascade disentangling head.

two-stage methods is also limited by the serial architecture. To alleviate these problems, one-stage methods [20, 13, 39, 3, 28, 14] are proposed to detect the HOI triplets directly and break HOI detection as multi-task learning, *i.e.*, human-object detection and interaction classification, which is shown in Figure 1(b). Therefore, one-stage methods can easily focus on the interactive human-object pairs and effectively extract corresponding features in an end-to-end manner. However, it is difficult for a single model to make a good trade-off on multi-task learning since human-object detection and interaction classification are two very different tasks, which requires the model to focus on different visual features. As shown in Figure 1(c), though some previous methods [20, 3] design two parallel branches to detect instances and predict interaction respectively, the interaction classification branch still needs to regress additional offsets to associate humans and objects. Thus the interaction branch is also required to make a trade-off between interaction classification and human and object positioning.

Therefore, the intuitive idea is to take the essence and discard the dregs from the two paradigms. To attain this, we propose a novel end-to-end one-stage framework with disentangling human-object detection and interaction classification in a cascade manner, namely Cascade Disentangling Network (CDN). The original intention of our framework is to keep the advantages of conventional one-stage methods, **directly and accurately locating the interactive human-object pairs**, and bring the advantages of two-stage methods into our one-stage framework, **disentangling human-object detection and interaction classification**. As shown in Figure 1(d), in our proposed framework, we design a human-object pair decoder based on the one-stage paradigm by removing the interaction classification function, namely HO-PD, and following an isolated interaction classifier. To instantiate our idea with an end-to-end manner, we design the HO-PD based on the previous state-of-the-art one-stage transformer-based HOI detector, HOI-Trans [39] and QPIC [28], where we remove the interaction classification head for each query and make it focus on human-object pairs detection. Otherwise, we design an independent HOI decoder for interaction classification to make the interaction classification unaffected by human-object detection. Therefore, there exists a core problem, *i.e.*, how to link the human-object pair and the corresponding action class. To address this problem, we initialize the query embedding of the HOI decoder with the output of the last layer of the HO-PD. In this case, the HOI decoder is able to learn the corresponding action category under the guidance of the query embedding and free out from the human-object detection task. Moreover, we design a decoupling dynamic re-weighting manner to handle the long-tailed problems in HOI detection.

Our contributions can be summarized threefold: (1) We conduct a detailed analysis of two conventional HOI detection paradigms, *i.e.*, two-stage and one-stage. (2) We propose a novel one-stage framework with a cascade disentangling decoder to combine the advantages of two-stage and one-stage methods. (3) Our method outperforms previous state-of-the-art methods by a large margin on the HOI detection task, especially achieves a 25.35% performance gain on rare classes of HICO-Det.

2 Analysis of Two-stage and One-stage HOI detectors

We first introduce a unified formulation for the HOI detection problem. Given a human-centric image I , the model $T(\cdot)$ is required to predict a set of HOI triplets $S = \{(b_i^h, b_i^o, a_i), i \in \{1, 2, \dots, K\}\}$, where b_i^h , b_i^o and a_i denotes a human bounding-box, an object bounding-box and their corresponding action category, respectively.

Two-stage HOI detector. Two-stage detectors can be regarded as an instance-driven manner, detecting instances first and predicting interaction based on the detected instances. The two-stage detector divides $T(\cdot)$ into two stages, *i.e.*, detection $T_d(\cdot)$ and interaction classification $T_c(\cdot)$. In the first stage,

we suppose that $T_d(\cdot)$ produces M human bounding-boxes and N object bounding-boxes. Here the ‘object’ is a universal object which includes human as one class. Therefore, $T_d(\cdot)$ generates $M \times N$ human-object pairs. In general, the number of true-positive interactive human-object pairs, denoted as K' , is much smaller than $M \times N$. However, in the second stage, $T_c(\cdot)$ needs to scan all $M \times N$ pairs one by one and predict an action category with its corresponding confidence score. In this case, $T_c(\cdot)$ is required to inference $M \times N$ times to find K' interactive pairs from $M \times N$ pairs. We argue that this manner causes three problems. Firstly, these models produce a more additional computational cost, whose time complexity is $\mathcal{O}(M \times N) \gg \mathcal{O}(K')$. Secondly, the imbalance between positive and negative samples makes the model easily overfit to negative samples. Thus the model tends to assign a ‘no-interaction’ class for human-object pairs with very high confidence, suppressing the true-positive samples. Thirdly, the accuracy of interaction classification is influenced by the non-end-to-end pipeline. Because the interaction classification is mostly based on the region features extracted by $T_d(\cdot)$, while the core of $T_d(\cdot)$ is to regress bounding-boxes and its extracted features pay more attention to the edge of regions, thereby such features are not good options for interaction classification, which needs more context. However, it is an excellent property for two-stage methods that disentangling detection and interaction classification makes each stage focus on its task and produce good results in each stage.

One-stage HOI detector. As for one-stage methods, they detect all HOI triplets S directly and simultaneously with an end-to-end framework. Such paradigm has greatly relieved the three problems of two-stage methods, especially for efficiency, where the time complexity is reduced to $\mathcal{O}(K')$. Most one-stage methods are interaction-driven, which directly locate the interaction point [20] or interactive human-object pairs [39], thereby reducing negative sample interference. However, coupling human-object detection and interaction classification limit their performance because it is hard to generate a unified feature representation for two very different tasks. Though the parallel one-stage methods break HOI detection into two parallel branches, their interaction branch still suffers from multi-task learning. Specifically, the optimization target of interaction branch is $\mathcal{P}(e_h, e_o, a|\mathbf{V})$, where e_h and e_o are associative embeddings, *e.g.*, offset, to match interaction with human and object respectively. Therefore, even if detection is organized as an independent branch, the interaction branch must position humans and objects for the association. The set-based detectors couple detection and interaction completely, whose optimization function is $\mathcal{P}(b^h, b^o, a|\mathbf{V})$.

Next, we introduce a simple one-stage framework with disentangling human-object detection and interaction classification, namely CDN, to mine the benefits of two-stage and one-stage HOI detectors. Our CDN disentangles the original set-based one-stage optimization function into two cascade decoders. Firstly, we predict human-object pair by $\mathcal{P}(b^h, b^o|\mathbf{V})$. Secondly, we apply an isolated decoder to predict the action category by $\mathcal{P}(a|\mathbf{V}, b^h, b^o)$. More details are in the following.

3 Method

In this section, we will present a detailed introduction to the pipeline of our proposed CDN. In section 3.1, we present an overview of our framework and briefly introduce the pipeline. In section 3.2, we introduce the visual feature extractor. The cascade disentangling HOI decoder is introduced in section 3.3. Section 3.4 introduces a novel dynamic re-weighting mechanism that mitigates the long-tailed problem. The detailed training process and post-processing are discussed in section 3.5.

3.1 Overview

The architecture of our proposed CDN is illustrated in Figure 2. Our CDN is organized in a cascade manner with a visual feature extractor. Given an image, we first follow transformer-based detection methods [1, 39] to apply a CNN followed by a transformer encoder architecture to extract visual features into a sequence. Then we detect HOI triplets in two cascade decoders. Firstly, we apply the Human-Object Pair Decoder (HO-PD) to predict a set of human-object bounding-boxes pairs based on a set of learnable queries. Next, taking the output of the last layer of HO-PD as queries, an isolated interaction decoder is utilized to predict the action category for each query. Finally, the HOI triplets are formed by the output of the above two cascade decoders.

3.2 Visual Feature Extractor

We define the visual feature extractor by combining a CNN and a transformer encoder. Fed with an input image I with shape (H, W, C) , the CNN generates a feature map of shape (H', W', D_b) .

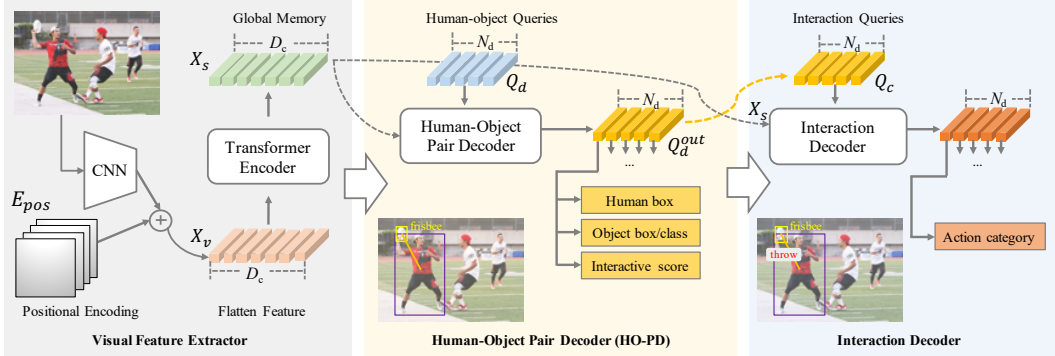


Figure 2: **The framework of our CDN.** It is comprised of three components: *Visual Feature Extractor*, *Human-Object Pair Decoder (HO-PD)* and *Interaction Decoder*. We first apply a CNN-transformer combined architecture to extract sequenced visual features X_s . Then, we divide HOI detection into two cascade transformer-based decoders. Firstly, we regress the human-object bounding-box pairs based on X_s and a set of random-initialized queries Q_d by HO-PD. The interactive score is from a binary classification to determine whether the human-object pair is an interactive pair or not. Secondly, we predict one or many action categories for each predicted human-object pairs, where we take the output of HO-PD Q_d^{out} to initialize the interaction queries Q_c and aggregate information with X_s . Finally, the HOI triplets are formed by the output of the cascade decoders.

Then, D_b is reduced to D_c by a projection convolution layer with a kernel size 1×1 . Next, a flatten operator is used to generating the flatten feature $X_v \in \mathcal{R}^{(H' \times W') \times D_c}$ by collapsing the spatial dimensions into one dimension. This flatten feature is then fed into a transformer encoder and the position encoding $E_{pos} \in \mathcal{R}^{(H' \times W') \times D_c}$, which distinguishes the relative position in the sequence $X_s \in \mathcal{R}^{(H' \times W') \times D_c}$. Thanks to the multi-head self-attention mechanism, the transformer encoder produces a feature map with richer contextual information by summarizing global information. The output of the encoder is denoted as global memory with a dimension of D_c .

3.3 Cascade Disentangling HOI Decoder

The cascade disentangling HOI decoder consists of two decoders: Human-Object Pair Decoder (HO-PD) and interaction decoder. Both decoders share the same architecture, a transformer-based decoder, with independent weights. In this subsection, we first introduce the general architecture of the decoder and then elaborate on the two decoders in detail, respectively.

Transformer-based decoder. We follow the transformer-based object detector DETR [1] to design the basic architecture in our cascade disentangling HOI decoder. We apply N transformer decoder layers for each decoder and equip each decoder layer with several FFN heads for intermediate supervision. Specifically, each decoder layer is comprised of a self-attention module and a multi-head co-attention module. During feed-forward, fed into a set of learnable queries $Q \in \mathcal{R}^{N_q \times C_q}$, each decoder layer first applies a self-attention module on all queries and then conducts a multi-head co-attention operation between queries and the sequenced visual features, and outputs a set of updated queries. For the FFN heads, each head is comprised of one or several MLP branches, and each branch is for a specific task, *e.g.*, regression, or classification. All queries share the same FFN heads. Therefore, each decoder can be simply represented as:

$$P = f(Q, X_s, E_{pos}). \quad (1)$$

Besides, the number of queries N_q is determined by the number of positive samples of an image.

HO-PD. Firstly, we design the HO-PD to predict a set of human-object pairs from the sequenced visual features. To this end, we first randomly initialize a set of learnable queries $Q_d \in \mathcal{R}^{N_d \times C_q}$ as HO queries. Then we apply a transformer-based decoder, which takes HO queries Q_d and sequenced visual features as input and applies three FFN heads for each query to predict human bounding-box, object bounding-box, and object class, which form a human-object pair. We also utilize an additional interactive score head to simply determine whether the human-object pair is an interactive pair or not by a binary classification. In this case, P is instantiated as P_{ho} , which is consist of a set of

human-object pairs $\{(b_i^h, b_i^o), i \in \{1, 2, \dots, N_d\}\}$. Thus, HO-PD can be denoted as:

$$P_{ho} = f_d(Q_d, X_s, E_{pos}). \quad (2)$$

In addition, we keep the output queries of the last layer of HO-PD as Q_d^{out} for the following step.

Interaction Decoder. Secondly, we propose the interaction decoder to classify the human-object queries and assign one or several action categories for each human-object query. To classify each human-object query one-to-one, we initialize Q_c with the output of HO-PD Q_d^{out} . In this way, Q_d^{out} can provide prior knowledge to guide Q_c to learn the corresponding action categories for each human-object query. The other components and inputs are the same as HO-PD, which conducts self-attention among queries and co-attention with X_s and E_{pos} . The final output is a set of action categories $P_{cls} : \{a_i, i \in \{1, 2, \dots, N_d\}\}$. Therefore, this process can be formulated as:

$$P_{cls} = f_{cls}(Q_d^{out}, X_s, E_{pos}). \quad (3)$$

In our proposed cascade disentangling HOI decoder, the task of HOI detection is disentangled into two relatively independent steps: human-object pairs detection and interaction classification. Therefore, each step can aggregate more related features to concentrate on its corresponding task.

3.4 Decoupling Dynamic Re-weighting

The HOI datasets usually have long-tail class distribution for both object class and action class. To alleviate the long-tail problem, we design a dynamic re-weighting mechanism for further improvements with a decoupling training strategy. In detail, we first train the whole model with regular losses. Then, we freeze the parameters of the visual feature extractor and only train the cascade disentangling decoders with a relatively small learning rate and the designed dynamic re-weighted losses.

During decoupling training, at each iteration, we apply two similar queues to accumulate number of each object class or action class. The queues are used as memory banks to accumulate training samples and truncate the accumulation with length L_Q as sliding windows. In detail, Q_o with length L_Q^o to accumulate object number N_i^o for each object class $i \in \{1, 2, \dots, C_o\}$, and Q_a with length L_Q^a to accumulate interaction number N_i^a for each action category $i \in \{1, 2, \dots, C_a\}$. The dynamic re-weighting coefficients $w_{dynamic}$ are presented as follow:

$$w_i^a |_{i \in \{1, 2, \dots, C_a\}} = \left(\frac{\sum_{i=1}^{C_a} N_i}{N_i} \right)^{p_a}, \quad w_{bg}^a = \left(\frac{\sum_{i=1}^{C_a} N_i}{N_{bg}^a} \right)^{p_a}, \quad (4)$$

$$w_i^o |_{i \in \{1, 2, \dots, C_o\}} = \left(\frac{\sum_{i=1}^{C_o} N_i}{N_i} \right)^{p_o}, \quad w_{bg}^o = \left(\frac{\sum_{i=1}^{C_o} N_i}{N_{bg}^o} \right)^{p_o}, \quad (5)$$

where N_i is the number of accumulated positive samples of category i by the queues Q_o and Q_a , N_{bg} is the number of accumulated background samples, C is the number of categories, and exponent p is a hyper-parameter that adapts the magnitude of mitigation. Specifically, the weight of background class, w_{bg} , is designed to balance the positives and negatives. For the stability of the dynamic re-weighted training, the weight coefficients are initialized as w_{static} with those calculated by 4 and 5 using the static number of object and action categories. The final dynamic weights are given as $w = \gamma w_{static} + (1 - \gamma) w_{dynamic}$, where γ is a smooth factor, given as $\min(0.999^{L_Q}, 0.9)$. The factor γ transits w from w_{static} to $w_{dynamic}$ with the increasing of L_Q . Finally, the weights are used to the classification losses in a traditional way by multiplying each coefficient to each class and then calculating the summation.

3.5 Training and Post-processing

In this section, we introduce the training and inference processes in detail. Especially, we will introduce a novel Pair-wise Non-Maximal Suppression (PNMS) strategy in the inference process.

Training. Following the set-based training process of HOI-Trans [39] and QPIC [28], we first match each ground-truth with its best-matching prediction by the bipartite matching with the Hungarian algorithm. Then the loss is produced between the matched predictions and the corresponding ground truths for the final back-propagation. During matching, we consider the predictions of two cascade decoders together. The loss of CDN follows QPIC which is composed by five parts: the box regression

loss L_b , the intersection-over-union loss L_{GIoU} [26], the interactive score loss L_p , the object class loss L_c^o , and the action category loss L_c^a . The target loss is the weighted sum of these parts as:

$$L = \sum_{k \in (h,o)} (\lambda_b L_b^k + \lambda_{GIoU} L_{GIoU}^k) + \lambda_p L_p + \lambda_o L_c^o + \lambda_a L_c^a, \quad (6)$$

where λ_b , λ_{GIoU} , λ_p , λ_o and λ_a are the hyper-parameters for adjusting the weights of each loss.

Inference. The inference process is to composite the output of instance-related FFNs and the interaction-related FFN to form HOI triplets. By our cascade disentangling decoder architecture, the instance queries and the interaction queries are one-to-one corresponding, therefore, the five components $\langle \text{human bounding box}, \text{object bounding box}, \text{object class}, \text{interactive score}, \text{action class} \rangle$ can be homologous in each of the N_d dimensions per FFN head. Formally, we generate the i -th output prediction as $\langle b_i^h, b_i^o, \text{argmax}_k c_i^{h,oi}(k) \rangle$. The HOI triplet score $c_i^{h,oi}$ is given by $c_i^{h,oi} = c_i^a c_i^o c_i^p$, where c_i^a and c_i^o are the scores of interaction and object classification, respectively, and c_i^p is the interactive score from the interactive FFN head for the query vector being an human-object pair.

PNMS. After sorting $c_i^{h,oi}$ in descending order and generating the top K HOI triplets, we design a pair-wise non-maximal suppression (PNMS) method to further filter out human-object pairs from pair-wise bounding boxes overlapping perspective. For two HOI triplets m and n , the pair-wise overlap $PIoU$ is calculated as:

$$PIoU(m, n) = \left(\frac{I(b_m^h, b_n^h)}{U(b_m^h, b_n^h)} \right)^\alpha \left(\frac{I(b_m^o, b_n^o)}{U(b_m^o, b_n^o)} \right)^\beta, \quad (7)$$

where the operators I and U compute the intersection and union areas between the two boxes of m and n , respectively. α and β are the balancing parameters between humans and objects.

4 Experiments

In this section, we conduct comprehensive experiments to demonstrate the superiority of our designed CDN. In section 4.1, we briefly introduce the experimental benchmarks. Section 4.2 presents implementation details. Next, It is a detailed experimental comparison and analysis of two-stage and one-stage methods in section 4.3. In section 4.4, we compare our methods with the previous state-of-the-art methods. The ablation studies and components analysis are included in 4.5.

4.1 Datasets and Evaluation Metrics

Datasets. We carry out experiments on two widely-used HOI detection benchmarks: HICO-Det [2] and V-COCO [8]. We follow the standard evaluation scheme. HICO-Det consists of 47,776 Creative Common images from Flickr (38,118 for training and 9,658 for test) with more than 150K human-object pairs. It contains the same 80 object categories as MS-COCO [21] and 117 action categories. The objects and actions form 600 classes of HOI triplets. V-COCO is derived from MS-COCO dataset, which consists of 5,400 images in the trainval subset and 4,946 images in the test subset. It has 29 action categories (25 HOIs and 4 body motions) and 80 object categories. For both datasets, one person can interact with multiple objects in different ways at the same time.

Evaluation Metrics. Following the standard evaluation [2], we use the mean average precision (mAP) as the evaluation metric. For one positively predicted HOI triplet $\langle \text{human}, \text{object}, \text{action} \rangle$, it needs to contain accurate human and object locations (box IoU with reference to GT box is greater than 0.5) and correct object and action categories. Specifically, for HICO-Det, besides the full set of 600 HOI classes, we also report the mAP over a rare set of 138 HOI classes that have less than 10 training instances and a non-rare set of the other 462 HOI classes. For V-COCO, we report the role mAP for two scenarios: scenario 1 includes the cases even without any objects (for the four action categories of body motions), and scenario 2 ignores these cases.

4.2 Implementation Details

We implement three variant architectures of CDN: CDN-S, CDN-B, and CDN-L, where ‘S’, ‘B’, and ‘L’ denote small, base, and large, respectively. For CDN-S and CDN-B, we adopt ResNet-50 with a 6-layer transformer encoder as the visual feature extractor. For the cascade decoders, CDN-S is equipped with both 3-layer transformers, while CDN-B has a 6-layer transformer for each decoder. CDN-L only replaces the ResNet-50 with ResNet-101 in CDN-B. The reduced dimension size D_c

is set to 256. The number of queries N_d is set to 64 for HICO-Det and 100 for V-COCO since the average number of positives for variant human-object pairs per image of HICO-Det is smaller than V-COCO. The human and object box FFNs have 3 linear layers with ReLU, while the object and action category FFNs have one linear layer. The code is provided in supplemental material.

During training, we initialize the network with the parameters of DETR [1] trained with the MS-COCO dataset. We set the weight coefficients λ_b , λ_{GIoU} , λ_p , λ_o and λ_a to 2.5, 1, 1, 1 and 1, respectively, which are exactly same with QPIC [28]. We optimize the network by AdamW [23] with the weight decay 10^{-4} . We first train the whole model for 90 epochs with a learning rate of 10^{-4} decreased by 10 times at the 60th epoch. Then, during the decoupling training process, we fine-tune the cascade disentangling decoders together with the box, object, and action FFNs for 10 epochs with a learning rate of 10^{-5} . We use both object and action dynamic re-weighting for HICO-Det and only action dynamic re-weighting for V-COCO. The re-weighting parameter p is set to 0.7 for both object and action. The length L_Q of training sample queue Q for both object and action is set to $2 \times N_s$, where N_s is the sample number of the training set. All experiments are conducted on the 8 Tesla V100 GPUs and CUDA10.2, with a batch size of 16.

For validation, we select 100 detection results with the highest scores and then adopt PNMS to further filter results. The threshold, α , and β of PNMS are set to 0.7, 1, and 0.5, respectively.

4.3 Experiment Analysis of Two-stage and One-stage Methods

In this part, we introduce a detailed experimental analysis of conventional two-stage and one-stage methods and our proposed CDN from the following three aspects.

Human-object Pair Generation. We first explore the quality of the human-object pairs generation between two-stage and one-stage methods. To attain this, we conduct a detailed experiment based on a representative two-stage method iCAN [6]. We first implement a PyTorch version iCAN as the baseline model, denoted as iCAN*, which only applies human and object appearance with a COCO-pretrained Faster-RCNN detector [25]. For a fair comparison, we first fine-tune DETR on HICO-Det for 100 epochs only with the instance detection annotation based on COCO-pretrained weights. Then we combine the detected human and object bounding-boxes, whose confidences are greater than a threshold, one by one to generate human-object pairs denoted as iCAN[†] in Table 1. We train our CDN only with HO-PD for 100 epochs and get the human-object pairs from the output directly. Then, we graft the human-object pairs to the baseline model to extract box features and utilize the same interaction classifier in the second stage of iCAN*. In this way, we degrade the number of pairs from $M \times N$ to K' , which means time complexity is reduced from $\mathcal{O}(M \times N)$ to $\mathcal{O}(K')$. Primarily, HO-PD significantly promotes mAP from 15.37 to 24.05, as shown in Table 1. This indicates that one-stage methods are much superior in human-object pair generation.

Strategy	Full	Rare	Non-Rare
iCAN*	14.16	12.26	14.73
iCAN [†]	15.37	13.23	16.01
HO-PD+iCAN*	24.05	18.32	25.76
QPIC [28]	29.07	21.85	31.23
CDN-S base	30.96	27.02	32.14

Table 1: **Analysis of Two-stage and One-stage Methods.** * denotes our implemented PyTorch version iCAN [6] baseline model. † denotes replacing instance detection boxes given by a HICO-Det fine-tuned DETR detector to extract box features. ‘HO-PD+iCAN*’ denotes replacing original one-by-one generated human-object pairs with our HO-PD generated. ‘CDN-S base’ denotes CDN-S w/o re-weighting and PNMS strategies.

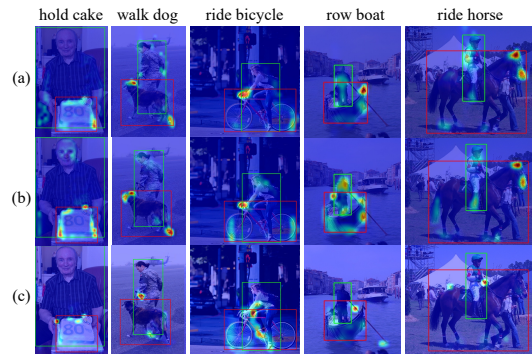


Figure 3: **Visualization of Feature Maps for Queries.** Visual attended features for query with top-1 score extracted from the last layer of the decoder of (a) QPIC, (b) HO-PD in CDN, and (c) interaction decoder in CDN. Zoom in for details.

Interaction Classification. We aim to study the interaction classification between conventional multi-task one-stage methods and our disentangled one-stage detector. We can regard QPIC [28] as a

Method	Detector	Backbone	Extra	Default			Know Object		
				Full	Rare	Non-Rare	Full	Rare	Non-Rare
Two-stage Method:									
InteractNet [7]	COCO	ResNet-50-FPN	✗	9.94	7.16	10.77	-	-	-
GPNN [24]	COCO	Res-DCN-152	✗	13.11	9.34	14.23	-	-	-
iCAN [6]	COCO	ResNet-50	✗	14.84	10.45	16.15	16.26	11.33	17.73
No-Frills [9]	COCO	ResNet-152	P	17.18	12.17	18.68	-	-	-
PMFNet [30]	COCO	ResNet-50-FPN	P	17.46	15.65	18.00	20.34	17.47	21.20
CHGNet [31]	COCO	ResNet-50	✗	17.57	16.85	17.78	21.00	20.74	21.08
DRG [5]	COCO	ResNet-50-FPN	T	19.26	17.74	19.71	23.40	21.75	23.89
VCL [12]	COCO	ResNet-50	✗	19.43	16.55	20.29	22.00	19.09	22.87
IP-Net [32]	COCO	Hourglass-104	✗	19.56	12.79	21.58	22.05	15.77	23.92
VSGNet [29]	COCO	ResNet-152	✗	19.80	16.05	20.91	-	-	-
FCMNet [22]	COCO	ResNet-50	✗	20.41	17.34	21.56	22.04	18.97	23.12
ACP [15]	COCO	ResNet-152	T	20.59	15.92	21.98	-	-	-
PD-Net [35]	COCO	ResNet-152-FPN	T	20.81	15.90	22.28	24.78	18.88	26.54
DJ-RN [16]	COCO	ResNet-50	P	21.34	18.53	22.18	23.69	20.64	24.60
IDN [17]	COCO	ResNet-50	✗	23.36	22.47	23.63	26.43	25.01	26.85
One-stage Method:									
UnionDet [13]	COCO	ResNet-50-FPN	✗	17.58	11.72	19.33	19.76	14.68	21.27
DIRV [4]	COCO	EfficientDet-d3	✗	21.78	16.38	23.39	25.52	20.84	26.92
PPDM-Hourglass [20]	HICO-DET	Hourglass-104	✗	21.94	13.97	24.32	24.81	17.09	27.12
HOI-Trans [39]	HICO-DET	ResNet-50	✗	23.46	16.91	25.41	26.15	19.24	28.22
GG-Net [37]	HICO-DET	Hourglass-104	✗	23.47	16.48	25.60	27.36	20.23	29.48
ATL [11]	HICO-DET	ResNet-50	✗	23.81	17.43	25.72	27.38	22.09	28.96
HOTR [14]	HICO-DET	ResNet-50	✗	25.10	17.34	27.42	-	-	-
AS-Net [3]	HICO-DET	ResNet-50	✗	28.87	24.25	30.25	31.74	27.07	33.14
QPIC [28]	HICO-DET	ResNet-50	✗	29.07	21.85	31.23	31.68	24.14	33.93
CDN-S	HICO-DET	ResNet-50	✗	31.44	27.39	32.64	34.09	29.63	35.42
CDN-B	HICO-DET	ResNet-50	✗	31.78	27.55	33.05	34.53	29.73	35.96
CDN-L	HICO-DET	ResNet-101	✗	32.07	27.19	33.53	34.79	29.48	36.38

Table 2: **Performance comparison on the HICO-Det test set.** The ‘P’, ‘T’ represent human pose information and the language feature, respectively.

multi-task version of our CDN. Table 1 shows that our ‘CDN-S base’ (w/o re-weighting and PNMS strategies) has achieved mAP 30.96 with 6.50% relative mAP gain compared to QPIC. Especially, our ‘CDN-S base’ significantly outperforms QPIC for rare classes with a 23.66% improvement. The performance of rare classes can partly reflect the accuracy of interaction classification.

Feature Learning. This part discusses the differences in feature learning between the conventional one-stage method, QPIC, and our CDN from a qualitative view. As shown in Figure 3, we visualized the feature maps extracted from the last layer of the decoder of QPIC, the HO-PD, and the interaction decoder in our CDN. We can see that HO-PD and QPIC attend very similar regions, *e.g.*, the boundaries of humans and objects and the human-object contact areas, which are beneficial for locating the interactive human-object pairs. However, the interaction decoder concentrates on human-pose and the regions that contribute to understanding human actions. As for the specific case, for example, for ‘hold cake’, HO-PD in CDN attends to the boundaries of the cake while the interaction decoder in CDN concentrates on the interaction context, *i.e.*, the human’s hands holding the cake. Thus, it shows that CDN disentangles the human-object detection and interaction classification. For ‘ride horse’, HO-PD in CDN emphasizes the overall feature of the human and the horse, and the highlight parts are the edges of the human and horse. For the interaction decoder in CDN, the highlighted part emphasizes the interaction context, *i.e.*, the human carries the rope when riding a horse. Finally, QPIC somehow combines the two highlights, but both are not obvious.

4.4 Comparison to State-of-the-Art

We conduct experiments on HICO-Det and V-COCO benchmarks to verify the effectiveness of our proposed methods. For HICO-Det dataset as shown in Table 2, comparing to the previous state-of-the-art two-stage method FCMNet [22] with ResNet-50 as backbone, our CDN-B significantly promotes mAP from 20.41 to 31.78, with a relative gain of 55.71%. Even compared with PD-Net [36] which adopts extra language feature and DJ-RN [16] which utilizes extra human pose features, CDN-B achieves 52.71% and 48.92% relative mAP gains, respectively. When comparing to the one-stage method AS-Net [3] and QPIC [28] which also adopt transformer-based detector architecture, CDN-B attains 10.08% and 9.32% point relative mAP gains, respectively. Table 3 shows the comparisons on V-COCO dataset. CDN-B achieves 62.29 AP_{role} on Scenario 1 and 64.42 AP_{role} on Scenario 2, which significantly outperform previous state-of-the-art method QPIC with relative 5.94% and 5.61%

Method	Extra	AP _{role} ^{S1}	AP _{role} ^{S2}
Two-stage Method:			
InteractNet [7]	✗	40.0	-
GPNN [24]	✗	44.0	-
iCAN [6]	✗	45.3	52.4
TIN [18]	✗	47.8	54.2
VCL [12]	✗	48.3	-
DRG [5]	T	51.0	-
IP-Net [32]	✗	51.0	-
VSGNet [29]	✗	51.8	57.0
PMFNet [30]	P	52.0	-
PD-Net [35]	T	52.6	-
CHGNet [31]	✗	52.7	-
FCMNet [22]	✗	53.1	-
ACP [15]	T	53.23	-
IDN [17]	✗	53.3	60.3
One-stage Method:			
UnionDet [13]	✗	47.5	56.2
HOI-Trans [39]	✗	52.9	-
AS-Net [3]	✗	53.9	-
GG-Net [37]	✗	54.7	-
HOTR [14]	✗	55.2	64.4
DIRV [4]	✗	56.1	-
QPIC [28]	✗	58.8	61.0
CDN-S	✗	61.68	63.77
CDN-B	✗	62.29	64.42
CDN-L	✗	63.91	65.89

Table 3: **Performance comparison on the V-COCO test set.** The ‘P’, ‘T’ represent the human pose information and the language feature, respectively.

gains, respectively. As for efficiency analysis, CDN-S has almost the same number of parameters and flops compared to QPIC, but CDN-S achieves mAP 31.44 on HICO-Det, 8.15% higher than QPIC.

4.5 Ablation Study

In this subsection, we analyse the effectiveness of the proposed strategies and components in detail. All experiments are eventuated on the HICO-Det dataset. The performance of each strategy is evaluated in Table 4a. The five hyper-parameters of the training loss in 7 follow QPIC [28]. The ablation study of the two hyper-parameters in the re-weighting is shown in Table 4b, and that of the three hyper-parameters in the PNMS is shown in Table 4c. We carry out all experiments based on the model CDN-B with ResNet-50 as backbone.

Strategies. As shown Table 4a, our pure model without any additional post-processing operation, namely base model, achieves mAP 31.06, promoting 1.99 compared with QPIC [28]. Especially, the base model significantly promotes mAP for rare classes from 21.85 to 26.68 compared to QPIC. It indicates the superiority of the architecture of disentangling human-object detection and interaction classification. The re-weighted training further promotes mAP to 31.38, with a gain of 0.32, and the gain mainly lies in rare classes. Finally, the PNMS further improves mAP to 31.78.

Dynamic re-weighting. In this part, we conduct experiments to evaluate the components in the dynamic re-weighted training strategy based on the base model as shown in Table 4b. If we only decouple training without re-weighting, the model achieves mAP 30.90, which is lower than the base model. Therefore, it shows that the performance gain does not come from a longer training process. Adding static weights w_{static} to losses promotes mAP to 31.25. The dynamic re-weighting method improves the re-weighting effect since it captures the real-time weight of each class for each real-time sample during training. Thus it can sufficiently dig information from every single sample to achieve the best overall performance. Our method obtains best result mAP 31.38 when $L_Q = 2 \times N_s$ and $p = 0.7$.

PNMS. On the basis of the model after re-weighted training, we compare the variance by different parameter settings of the PNMS strategy, which is shown in Table 4c. We fix the human box balance

Strategy	Full	Rare	Non-Rare
QPIC [28]	29.07	21.85	31.23
base	31.06	26.68	32.36
+ re-weighting	31.38	27.36	32.58
+ PNMS	31.78	27.55	33.05

(a) **Strategies:** Analysis of improvements by various training strategies.

Strategy	L_Q	p	Full	Rare	Non-Rare
base	-	-	31.06	26.68	32.36
decouple	-	-	30.90	26.09	32.33
static	-	0.7	31.25	27.12	32.49
dynamic	$2 \times N_s$	0.8	31.33	27.45	32.49
dynamic	$1 \times N_s$	0.7	31.34	27.48	32.49
dynamic	$2 \times N_s$	0.7	31.38	27.36	32.58

(b) **Dynamic re-weighting:** Analysis of decouple training with dynamic re-weighted losses, *i.e.*, different queue length L_Q , coefficient p and dynamic or static.

α	β	thres	Full	Rare	Non-Rare
-	-	-	31.38	27.36	32.58
1	1	0.8	31.66	27.46	32.91
1	1	0.7	31.75	27.50	33.03
1	0.7	0.7	31.77	27.54	33.03
1	0.5	0.8	31.75	27.51	33.02
1	0.5	0.7	31.78	27.55	33.05

(c) **PNMS:** The effects of different settings of PNMS coefficients, *i.e.*, α , β , and *thres* denotes threshold.

Table 4: **Ablation studies of our proposed method on the HICO-Det test set.** We carry out all experiments based on the base model (CDN-B).

factor α to 1. Then we tune the object box balance factor β and the threshold of the $PIoU$ to filter pair-wise boxes. We achieve best performance mAP 31.78 when $\beta = 0.5$ and $thres = 0.7$. The fact that β is smaller than α , indicates that the overall performance is more sensitive to human boxes compared with object boxes in our framework.

5 Related Work

Two-stage Methods. Most previous HOI detectors are with a two-stage paradigm [6, 2, 18, 5]. Firstly, a fine-tuned detector [25, 10] is applied to detect the instances. Secondly, generating the human-object pairs by matching detected human and object one by one, and then feeding them into an interaction classifier. To improve the interaction classification, some extra features were applied, such as human pose [27, 19, 9], human parts [38, 30, 16], and language features [33, 5, 22, 15]. Besides, some two-stage methods [24, 29, 31, 34, 38] applied graph neural networks to model the interactions.

One-stage Methods. One-stage methods detect HOI triplets directly [20, 32, 13, 39, 3, 28, 14]. In detail, [20, 32] proposed a point-based interaction detection method which performs inference at each interaction key point. [13] proposed an anchor-based method to predict the interactions for each human-object union box. Recently, set-based detection approach has been proposed to handle HOI detection as a set prediction problem [39, 3, 28]. Specifically, [39, 28] designed a transformer encoder-decoder architecture to directly predict HOI detection results in an end-to-end manner, while [3] utilized parallel instance and interaction decoder branches to adaptively aggregate the HOI triplets.

6 Conclusion

In this paper, we explore the essential pros and cons of two-stage and one-stage HOI detection in detail. We propose a novel one-stage framework with disentangling human-object detection and interaction classification in a cascade manner. Our CDN can keep the advantage of one-stage methods, directly and accurately locating the interactive human-object pairs, and bring the benefit of two-stage methods, disentangling detection and interaction classification. Our novel paradigm has outperformed previous methods by margins. However, we only implement a specific version to mine the benefits of two-stage and one-stage methods. In the future, we plan to apply our idea with more general one-stage methods and introduce more advantages of two-stage methods into the one-stage framework.

Potential Negative Societal Impacts

Similar to many other AI technologies, our proposed CDN itself is harmless. However, someone might utilize it for military purposes or apply it to any other malicious human activities detection, which might negatively impact society. Therefore, we encourage well-intentioned consideration before adopting our technique.

References

- [1] Nicolas Carion, Francisco Massa, Gabriel Synnaeve, Nicolas Usunier, Alexander Kirillov, and Sergey Zagoruyko. End-to-end object detection with transformers. In *ECCV*, 2020. 3, 4, 7
- [2] Yu-Wei Chao, Yunfan Liu, Xieyang Liu, Huayi Zeng, and Jia Deng. Learning to detect human-object interactions. In *WACV*, 2018. 1, 6, 10
- [3] Mingfei Chen, Yue Liao, Si Liu, Zhiyuan Chen, Fei Wang, and Chen Qian. Reformulating hoi detection as adaptive set prediction. In *CVPR*, 2021. 1, 2, 8, 9, 10
- [4] Hao-Shu Fang, Yichen Xie, Dian Shao, and Cewu Lu. Dirv: Dense interaction region voting for end-to-end human-object interaction detection. In *AAAI*, 2021. 8, 9
- [5] Chen Gao, Jiarui Xu, Yuliang Zou, and Jia-Bin Huang. Drg: Dual relation graph for human-object interaction detection. In *ECCV*, 2020. 1, 8, 9, 10
- [6] Chen Gao, Yuliang Zou, and Jia-Bin Huang. ican: Instance-centric attention network for human-object interaction detection. In *BMVC*, 2018. 1, 7, 8, 9, 10
- [7] Georgia Gkioxari, Ross Girshick, Piotr Dollár, and Kaiming He. Detecting and recognizing human-object interactions. In *CVPR*, 2018. 1, 8, 9

- [8] Saurabh Gupta and Jitendra Malik. Visual semantic role labeling. *arXiv preprint arXiv:1505.04474*, 2015. 1, 6
- [9] Tanmay Gupta, Alexander Schwing, and Derek Hoiem. No-frills human-object interaction detection: Factorization, layout encodings, and training techniques. In *ICCV*, 2019. 8, 10
- [10] Kaiming He, Georgia Gkioxari, Piotr Dollár, and Ross Girshick. Mask r-cnn. In *ICCV*, pages 2961–2969, 2017. 10
- [11] Zhi Hou, Yu Baosheng, Yu Qiao, Xiaojiang Peng, and Dacheng Tao. Affordance transfer learning for human-object interaction detection. In *CVPR*, 2021. 8
- [12] Zhi Hou, Xiaojiang Peng, Yu Qiao, and Dacheng Tao. Visual compositional learning for human-object interaction detection. In *ECCV*, 2020. 8, 9
- [13] Bumsoo Kim, Taeho Choi, Jaewoo Kang, and Hyunwoo J. Kim. Uniondet: Union-level detector towards real-time human-object interaction detection. In *ECCV*, 2020. 2, 8, 9, 10
- [14] Bumsoo Kim, Junhyun Lee, Jaewoo Kang, Eun-Sol Kim, and Hyunwoo J. Kim. Hotr: End-to-end human-object interaction detection with transformers. In *CVPR*, 2021. 2, 8, 9, 10
- [15] Dong-Jin Kim, Xiao Sun, Jinsoo Choi, Stephen Lin, and In So Kweon. Detecting human-object interactions with action co-occurrence priors. In *ECCV*, 2020. 8, 9, 10
- [16] Yong-Lu Li, Xinpeng Liu, Han Lu, Shiyi Wang, Junqi Liu, Jiefeng Li, and Cewu Lu. Detailed 2d-3d joint representation for human-object interaction. In *CVPR*, 2020. 8, 10
- [17] Yong-Lu Li, Xinpeng Liu, Xiaoqian Wu, Yizhuo Li, and Cewu Lu. Hoi analysis: Integrating and decomposing human-object interaction. *Advances in Neural Information Processing Systems*, 33, 2020. 1, 8, 9
- [18] Yong-Lu Li, Siyuan Zhou, Xijie Huang, Liang Xu, Ze Ma, Hao-Shu Fang, Yan-Feng Wang, and Cewu Lu. Transferable interactiveness prior for human-object interaction detection. In *CVPR*, 2019. 1, 9, 10
- [19] Yong-Lu Li, Siyuan Zhou, Xijie Huang, Liang Xu, Ze Ma, Hao-Shu Fang, Yanfeng Wang, and Cewu Lu. Transferable interactiveness knowledge for human-object interaction detection. In *CVPR*, 2019. 10
- [20] Yue Liao, Si Liu, Fei Wang, Yanjie Chen, Chen Qian, and Jiashi Feng. Ppdm: Parallel point detection and matching for real-time human-object interaction detection. In *CVPR*, 2020. 1, 2, 3, 8, 10
- [21] Tsung-Yi Lin, Michael Maire, Serge Belongie, James Hays, Pietro Perona, Deva Ramanan, Piotr Dollár, and C Lawrence Zitnick. Microsoft coco: Common objects in context. In *ECCV*, 2014. 6
- [22] Yang Liu, Qingchao Chen, and Andrew Zisserman. Amplifying key cues for human-object-interaction detection. In *ECCV*, 2020. 8, 9, 10
- [23] Ilya Loshchilov and Frank Hutter. Decoupled weight decay regularization. In *ICLR*, 2018. 7
- [24] Siyuan Qi, Wenguan Wang, Baoxiong Jia, Jianbing Shen, and Song-Chun Zhu. Learning human-object interactions by graph parsing neural networks. In *ECCV*, 2018. 8, 9, 10
- [25] Shaoqing Ren, Kaiming He, Ross Girshick, and Jian Sun. Faster r-cnn: Towards real-time object detection with region proposal networks. In *NIPS*, 2015. 7, 10
- [26] Hamid Rezatofighi, Nathan Tsoi, JunYoung Gwak, Amir Sadeghian, Ian Reid, and Silvio Savarese. Generalized intersection over union: A metric and a loss for bounding box regression. In *CVPR*, 2019. 6
- [27] Liyue Shen, Serena Yeung, Judy Hoffman, Greg Mori, and Li Fei-Fei. Scaling human-object interaction recognition through zero-shot learning. In *WACV*, 2018. 10
- [28] Masato Tamura, Hiroki Ohashi, and Tomoaki Yoshinaga. Qpic: Query-based pairwise human-object interaction detection with image-wide contextual information. In *CVPR*, 2021. 2, 5, 7, 8, 9, 10
- [29] Oytun Ulutan, A S M Iftekhar, and B. S. Manjunath. Vsgnet: Spatial attention network for detecting human object interactions using graph convolutions. In *CVPR*, 2020. 8, 9, 10
- [30] Bo Wan, Desen Zhou, Yongfei Liu, Rongjie Li, and Xuming He. Pose-aware multi-level feature network for human object interaction detection. In *ICCV*, 2019. 8, 9, 10

- [31] Hai Wang, Wei-shi Zheng, and Ling Yingbiao. Contextual heterogeneous graph network for human-object interaction detection. In *ECCV*, 2020. 8, 9, 10
- [32] Tiancai Wang, Tong Yang, Martin Danelljan, Fahad Shahbaz Khan, Xiangyu Zhang, and Jian Sun. Learning human-object interaction detection using interaction points. In *CVPR*, 2020. 8, 9, 10
- [33] Bingjie Xu, Yongkang Wong, Junnan Li, Qi Zhao, and Mohan S. Kankanhalli. Learning to detect human-object interactions with knowledge. In *CVPR*, 2019. 10
- [34] Dongming Yang and Yuexian Zou. A graph-based interactive reasoning for human-object interaction detection. In *IJCAI*, 2020. 10
- [35] Xubin Zhong, Changxing Ding, Xian Qu, and Dacheng Tao. Polysemy deciphering network for human-object interaction detection. In *ECCV*, 2020. 8, 9
- [36] Xubin Zhong, Changxing Ding, Xian Qu, and Dacheng Tao. Polysemy deciphering network for robust human-object interaction detection. *IJCV*, 2021. 8
- [37] Xubin Zhong, Xian Qu, Changxing Ding, and Dacheng Tao. Glance and gaze: Inferring action-aware points for one-stage human-object interaction detection. In *CVPR*, 2021. 8, 9
- [38] Penghao Zhou and Mingmin Chi. Relation parsing neural network for human-object interaction detection. In *ICCV*, 2019. 10
- [39] Cheng Zou, Bohan Wang, Yue Hu, Junqi Liu, Qian Wu, Yu Zhao, Boxun Li, Chenguang Zhang, Chi Zhang, Yichen Wei, and Jian Sun. End-to-end human object interaction detection with hoi transformer. In *CVPR*, 2021. 2, 3, 5, 8, 9, 10