

---

# How Self-Supervised Learning Can be Used for Fine-Grained Head Pose Estimation?

---

Mahdi Pourmirzaei

Gholam Ali Montazer

Farzaneh Esmaili

{m.pourmirzaei, montazer, f.esmaili}@modares.ac.ir

Tarbiat Modares University

## Abstract

The cost of Head View point labels is the main hurdle in the improving of fine-grained Head Pose estimation algorithm. One solution to the lack of huge number of labels is using Self-Supervised Learning (SSL). SSL can extract good features from unlabeled data for a downstream task. Accordingly, this article has tried to answer a question: How Self-Supervised Learning (SSL) can be used for Head Pose estimation? In general, there are two main approaches to use SSL: (1) Using it to pre-train the weights, (2) Leveraging SSL as an auxiliary task besides of Supervised Learning (SL) in one training session.

In this study, we compared two approaches by designing a Hybrid Multi-Task Learning (HMTL) architecture and assessing it with two SSL pre-text tasks, the rotation and puzzling. Results showed that the combination of both methods in which using rotation for pre-training and using puzzling for auxiliary head were the best. Together, the error rate was reduced up to 13% compared to the baseline which is comparable with current SOTA methods. Finally, we compared the impact of initial weights on the HMTL and SL. Subsequently, by HMTL, the error was reduced with all kinds of initial weights: random, ImageNet and SSL.

## 1. Introduction

Facial analysis is considered as one of the most important tasks in computer vision field. This includes such tasks as Face detection, Facial Landmarks detection, Facial Age estimation and Head Pose estimation. To be precise, among them, Head Pose estimation plays a vital role in many practical applications such as driver monitoring [1], human-computer interaction [2], [3], human behavior analysis [4] and Face Recognition [5]. Because in many unconstrained scenarios, they require a Facial Pose estimator which is resistant to environmental variations such as occlusion and illumination [6]. That's why, Head Pose and Facial Pose estimation have gained huge attentions in the past years [6]–[8].

In general, there are mainly two methods exist for Head Pose estimation [9]. To be exact, the first one is based on the Facial Landmarks detection. It means, at first, we have to extract

Landmarks from faces and then, after keypoint detection, the Head Pose is calculated from them. Although keypoint detectors have recently improved substantially due to deep learning boom, Head Pose recovery with this method is fundamentally a two steps process with frequent opportunities for error. For instance, if satisfactory keypoints fail to be detected, then Pose recovery is impossible [7]. The second method is based on the end-to-end learning from images. In other words, the neural network tries to find Head Pose angles from images of faces alone. The data shows that the latter has outperformed landmark-to-pose methods significantly [7], [8], [10]–[12].

Nevertheless, the improvement in the end-to-end learning is usually constrained by the number of labels. The difficulty and time consuming of Head Pose labeling is the main reason for the low amount of datas compared to many computer vision fields. Thus, unlike other computer vision issues, collecting large amounts of labeled data for Head Pose is challenging and may adversely impact on quality of annotating. But, recently, with impressive progress of SSL [13]–[15], unsupervised learning becomes important again, and results show that in an end-to-end learning manner, SSL methods can help us to overcome needing lots of labels. However, those methods only got famous for classification tasks, and for fine-grained problems like Head Pose estimation, they couldn't be used as they should. We guess, when we do those SSL pre-trainings on Head Pose images, a model at best can learn race or identity features from images and their representation have little information to detect the position of heads. Also, another problem of current best SSL techniques is needing to the huge amount of data and computations to work well. This means for a domain like Head Pose which resources are quite limited, those approaches are not going to work well. Nonetheless, we think that SSL can be helpful for fine-grained task but in a different setting.

To clarify, in a study [16], it is shown that Self-Supervised pre-task could extract good features for downstream tasks even when it is doing on one image. In fact, when we do pre-training, middle layers show valuable features concerning final layers. Also, by moving from low level layer to high level layer, increase and then decrease could be seen in linear evaluation of their features. From another view, this issue could be looked through Multi-Task Learning (MTL) settings. Before a certain

point, two tasks enhancing shareable features for each other and after that layer, they start hurting each other [17], [18]. It is described as cooperation and competition between tasks. So, why don't we use SL with auxiliary SS tasks simultaneously in the form of MTL?

In general, there are two main approaches to use SSL: (1) Using pre-trained weights which can be done via SSL tasks, (2) Leveraging SSL as an auxiliary task besides of Supervised Learning (SL) tasks at the same time to help main task which called HMTL [19]. In this paper, we compared the two approaches with jigsaw puzzling and rotation SSL pre-text tasks. Thereafter, we examined the impact of adding auxiliary SSL tasks to the fine-grained Head Pose problem with different settings. We found that our proposed HMTL architecture method acts differently compare to utilizing SSL in the conventional protocol - pre-training and then fine-tuning. In simple words, if we have a supervised task A and a Self-Supervised (SS) task B, there is a difference between results of using B as pre-training, with using B as an auxiliary task besides A. Additionally, we noticed when a SSL pre-training is effective in order to being fine-tuned on Head Pose estimation, it doesn't mean the SSL would also be good to leverage as an auxiliary task besides Head Pose.

Our method was trained on 300W-LP [20] and evaluated on the AFLW2000, BIWI and ETH-XGaze [21] databases. To be exact, the ETH-XGaze was used because it divided pictures based on subjects. The important point about our method is that it can easily pair with other supervised Head Pose methods. Furthermore, our method, HMTL, can be used in one training process besides SL, even without the pre-training stage. Finally, the contributions of this work are summarized as follows:

1. We searched for the best architecture of HMTL method by using two different kinds of auxiliary SS pre-text tasks besides Supervised Heads (SHs).
2. We showed the effect of SSL pre-training and ImageNet pre-training on both SL and HMTL.
3. The difference of HMTL and SL were shown on low data regime with an ablation study.

## 1.2. Related works

Among several deep learning models, convolutional neural networks (CNNs) are playing vital roles in Pose estimation. Although, Face Pose estimation is a regression problem, since proposing of HopeNet [7], most proposing methods has combined the regression with the classification task. To be precise, HopeNet utilize multi-task loss functions which consider for each angle. Their proposed loss has two parts, the first one is a pose bin classification and second one is the regression part. Regression values are calculated by expectation of pose classification. They also showed that their model could be generalized for different datasets.

According to the lack of sufficient training data for head pose. In the research [6], they reconstruct the Facial Pose estimation as a label distribution problem which attend each image as an instance affiliated with a Gaussian label distribution rather than a single label, then they build CNN network with muti-loss function.

Furthermore, a work [10] developed a head pose estimation model with two ensembles with top-k regression. The first stage is a binned classification and the second stage, unlike HopeNet, uses the average of top-k classes to find regression values instead of expectation of all bins. Also, they showed that the efficiency of bin classification is dependent on angle distance when using CNNs at the first stage. Moreover, the WHE-Net [11] proposed a loss function for regression tasks. They proposed a method which is convenient for full-range of head yaw or frontal head pose estimation. Afterwards, they created a wrapped loss function to enhance accuracy for anterior views in full-range head pose estimation which properly handles wrapping of yaw. Via their wrapped loss function, instead of penalizing angle straight, it penalizes the minimal rotation angle that is necessary. A work [9] tried to enhance Head Pose by designing a method with two stages. First stage contained a neural network with one regression head and four regression classification head. With using offsets of bounding box, ensemble of offsets was built. Second stage performed knowledge distillation from the ensemble of offsets of the base neural network.

## 2. Self-Supervised learning

SSL methods are used to learn features from unlabeled data without using annotated labels and it appears with basically three types of approaches:

1. Contrastive learning
2. Non-contrastive learning
3. Pretext task learning

Over the past few years, best SSL methods, gradually moved from pretext task learning like rotation, colorization, jigsaw puzzling to Contrastive learning [22] and the new non-contrastive methods [13], [14], [23]. Even though, recent SSL methods were successful to get better results, but they have some drawbacks which didn't solve yet completely, such as huge amount of computation resources and data to work [24], requiring large batch sizes to train because of negative samples [22], and lagging far behind of the supervised learning methods on fine-grained visual classification tasks [24], [25].

As far as we understand, there are only two studies about SSL in the Head view point learning [19], [26]. In [26], they propose an analysis-by-synthesis framework for learning viewpoint estimation in a SS setting by using cycle-consistency losses between a viewpoint estimation and a viewpoint aware synthesis network. Also, a study [19] tried to combined SSL as auxiliary task besides SL in a MTL manner. They merged Self-Supervised Heads (SSHs) of pre-text tasks with fine-grained Facial Emotion Recognition (FER), Head Pose estimation and Gender recognition tasks. Besides them, the closest research to the Head Pose in which SSL were used, are related to Body Pose [27], [28] and Hand Pose estimation [29].

SSL is not limited to pre-training stage only, some works proposed Self-Supervised co-training to use for Supervised tasks to address disadvantages of pure SSL in visual tasks. In work [30], they developed a semi-supervised learning framework that benefited the co-training idea using self-supervised techniques for visual representations. This method utilized exemplar and rotation self-supervision techniques as an

approach for lack of annotated data, and model performance improved only by using 10% labeled data and 90% unlabeled data. In [31], they found that using cross-modal self-supervision for pre-training is a good idea and can be improved multi-sensory model's performance. They implemented a form of co-training in which the two modalities correlated but had different types of information about the video. In another study [32], they implemented a self-supervised co-training scheme called Co-training Contrastive Learning of visual Representation (CoCLR) that enhanced the infoNCE loss. Furthermore, they showed that hard positives are being ignored in the self-supervised training, and if these hard positives are used, then the quality of learnt representation enhances enormously.

### 3. Methodology

The procedure of designing an architecture and creating SSL pre-text tasks is described in this section. It needs to be

mentioned that in this work, SL+SSL, HMTL and auxiliary SS training are used interchangeably.

#### 3.1. Multi-task architecture

Two architectures were tried in this section: SL, SL + SSL. The first one is exactly the method HopeNet [7] and the second one is based on adding SSL branch to the original HopeNet.

In order to find the best architecture of HMTL, four flag points in ResNet50 [33] to find the best branching point on the main supervised branch for each SS tasks were defined. As ResNet50 has four main blocks and each block includes sub blocks of convolution layers, flag points are defined after main blocks (Fig 1). After finding the best dividing point, we will be able to create the best SL + SSL architecture, based on ResNet50.

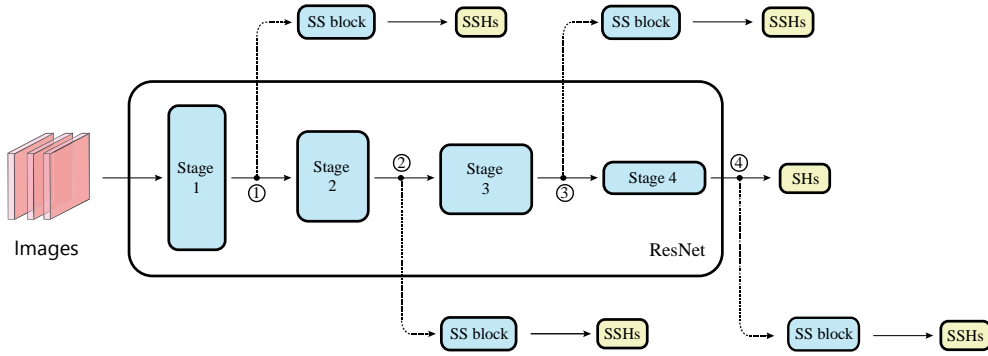


Fig 1 Testing different branches for SHs and SSHs. Every number is a point for branch separation.

#### 3.2. SSL tasks for Head Pose estimation

For Head Pose estimation we considered three SSL pre-text tasks:

**Puzzling.** Like [19], some sort of jigsaw puzzling method was used, which performs on an image and moves different part of an image randomly and a neural network model tries to find the correct piece of each region. For each region or part, a classification head will be created. For example,  $2 \times 2$  puzzling has four SSL heads (Fig 2):  $\{H \in (Region\ 1, \dots, Region\ 4)\}$ .

**Rotation.** Images are rotated by the conventional rotation method [34] at  $n \times 90$  degrees.  $N$  is chosen randomly from  $\{0, \dots, 3\}$ . It means images can be rotated in four directions and this direction was considered as the output label:  $\{L \in (1, \dots, 4)\}$ . So, this is a 4-class classification task. However, in contrast to conventional approach, our rotation method was performed on each part of an image (Fig 2). This means, each piece of an image will be able to rotate independently from another. So, the main rotation approach converts to four 4-class classification tasks.

**Puzzling-Rotation.** The puzzling-rotation approach is based on the combination of puzzles and rotation, and the rotation part performed on each puzzle piece individually. It is also important to know, each region has two tasks. So, for  $2 \times 2$  puzzling-rotation, eight Self-Supervised tasks are created. But if we rotate all puzzle pieces then, because of the perturbation, the information of Head Pose can be lost. In other words, there could be more than one correct solution for a single sample and this is not good for Head Pose information. To overcome this issue, we have to rotate at most two puzzle pieces randomly and the rest must be left unchanged. This leads to the remaining of main tasks information inside of images. It's obvious that unchanged pieces take zero label for rotation.

We looked through the uses of three approaches on supervised fine-grained Head Pose estimation:

- SS pre-training weights
- ImageNet pre-training weights
- SS auxiliary training (HMTL)

Also, for evaluating our approach, HMTL with ImageNet and SS pre-training weights was done as well. All auxiliary tasks are

the classification task, so, all losses are categorical cross entropy. Formula 1 shows MTL loss optimization for puzzling-rotation method.

$$\begin{aligned} \mathcal{L}_{Total} &= \mathcal{L}_{SL} + \mathcal{L}_{SSL} = (\mathcal{L}_{Yaw} + \mathcal{L}_{Pitch}) \\ &+ \left( \sum_j \mathcal{L}_{Puzzle_j} + \sum_j \mathcal{L}_{Rotation_j} \right) \\ &= \left( \sqrt{\frac{1}{n} \sum_{j=1}^n (\hat{y} - y)^2} + \sqrt{\frac{1}{n} \sum_{j=1}^n (\hat{y} - y)^2} \right) + \end{aligned}$$

$$\sum_j \left( \sum_i y_{i,j} \log(\hat{y}_{i,j}) + \sum_i y_{i,j} \log(\hat{y}_{i,j}) \right), (1)$$

Where:

- $\mathcal{L}_{SL}$ : two RMSE loss for SHs
- $\mathcal{L}_{SSL}$ : categorical cross entropy for puzzling SSHs and rotation SSHs

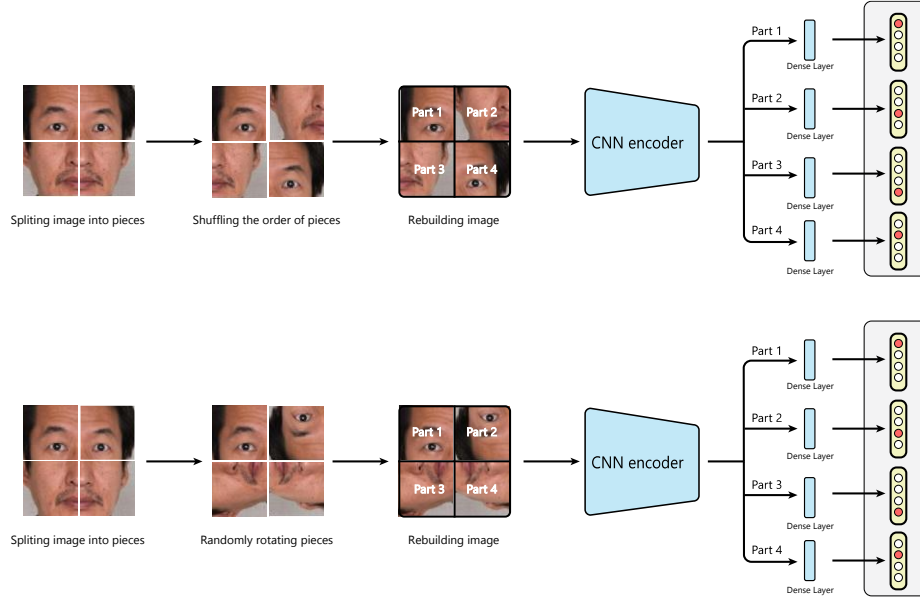


Fig 2 Procedure of Puzzling (upper) and rotation (lower) methods in SSL. Each head describes a local part in the image.

## 4. Results

ResNet50 architecture was used. Inputs of all methods were set to  $224 \times 224 \times 3$ . For train networks in this study, 2×RTX 2070 8GB GPU cards were used. For training all models in this section, an Adabelief optimizer [35] with batch size 64 has been used. Also, mixed precision was used to speed up training. All the experiments were written by the TensorFlow 2 framework in python.

### 4.1. Finding Multi-task architecture

Here, at first, the original ResNet50 architecture was considered and then, four flags were defined on it in order to divide an SSL branch from that flag. To do this, ETH-XGaze dataset was selected and only Head Pose labels were used. We used ETH-XGaze because it is divided based on subject numbers which could help us to understand generality of methods the method's generality. It just has Yaw and Pitch axis for Head Pose estimation and it didn't include the Roll axis. Because of the huge amounts of images in it, one subject from train sets were

selected which were about 10,000 samples. We did this because with low amounts of data we could measure the difference more

clear. On the other hand, for evaluation, we separated three subjects from train set as the validation set which were 108, 109 and 111. Moreover, we did random zooms, random hue transformations and Dropout [36] to prevent Overfitting. For SHs and SSHs, Dropout layers with values of 0.4 and 0.2 were used respectively

The SSL's divided branch is a ResNet50's convolution block with skip connection which has three ConvNet layers with Batch Normalization that is shared for both. After a convolution block, for each image zone tasks (rotation and puzzle), a dense layer followed by a softmax layer is placed. Both the rotation and puzzle pre-text branches are the same. Of course, there are more ways to design and divide SSL branches which we considered for future research. We tried to find the best the branching point of SL+SSL learning for three SSL tasks:

- 2×2 Puzzle
- 2×2 Rotation
- 2×2 Puzzle-Rotation

Need to motioned that in the Puzzle-Rotation, each rotation and puzzle tasks have separate branches but the branching points are the same. Finally, in training iteration, samples in every batch are like  $\{(X, Y) = (X, (R_i, P_i); i \in (1, \dots, 4))\}$  for the Puzzle-Rotation,  $\{(X, Y) = (X, (P_i); i \in (1, \dots, 4))\}$  for the Puzzle and  $\{(X, Y) = (X, (R_i); i \in (1, \dots, 4))\}$  for the Rotation. Results are placed in Table 1 and Fig 3.

We had two supervised heads which belong to Yaw and Pitch labels. Each one was created by a regression Dense layer on top of CNN output. All methods have been trained for 110 epochs. At first, learning rate set to 0.001, and in epoch 30, 40 multiplied by 0.1.

It was shown in the result that the number three point has lower errors compared to other points. Based on results, we could see the Yaw error dropped remarkably for puzzling. However, the rotation auxiliary task didn't help SHs to reduce the error rate. Also, we consider the branching point number three as the architecture for the SL+SSL.

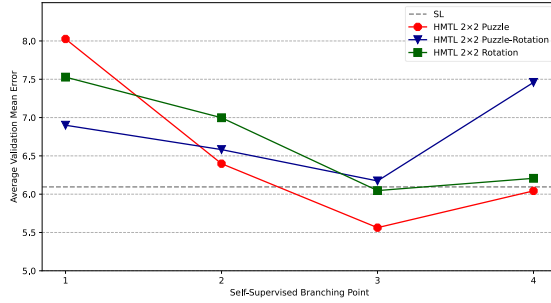


Fig 3 The Average of yaw and pitch Mean error for Different flags with 2x2 puzzling, rotation and puzzling-rotation on ETH-XGaze. It can be seen that HMTL 2x2 puzzle performed better than others at point 3.

Table 1 Results of mean average errors for Yaw and Pitch via different flags.

Method	Flag	Yaw (MAE)	Pitch (MAE)	Average
HMTL puzzling-rotation 2x2	1	5.075	8.725	6.9
HMTL puzzling-rotation 2x2	2	5.243	7.921	6.582
HMTL puzzling-rotation 2x2	2	5.243	7.921	6.582
HMTL puzzling-rotation 2x2	2	5.243	7.921	6.582
HMTL rotation 2x2	1	4.985	10.072	7.528
HMTL rotation 2x2	2	4.373	9.623	6.998
HMTL rotation 2x2	3	4.757	7.337	6.047
HMTL rotation 2x2	4	4.701	7.712	6.207
HMTL puzzling 2x2	1	6.478	9.575	8.026
HMTL puzzling 2x2	2	5.667	7.13	6.398
HMTL puzzling 2x2	3	4.272	6.852	5.563
HMTL puzzling 2x2	4	4.347	7.738	6.043
SL	-	5.338	6.852	6.095

## 4.2. Self-supervised learning for fine-grained Head Pose estimation

As we mentioned before our goal was analyzing impact of three things on supervised task:

1. SSL pre-training
2. SSL auxiliary task

### 3. SSL auxiliary task with SSL pre-training

In the previous section we defined proper dividing point for SSL branches and found the best point. In this section, we consider the best architecture (flag point 3) as our proposed architecture. The supervised heads were based on HopeNet with alpha value of 2. Like the original work, we considered 300W-LP [20] for training which consists of synthesize head pose samples. For the validation, AFLW2000 and BIWI were considered.

We trained them for 110 epochs. All learning rates started with 0.001 and at epoch 20 and 100, they multiplied by 0.1. Also, two levels of augmentation were applied. The first level consisted of random central zoom, random contrast and the second level beside level one transformations, included blurring, down scale resolution and cutout.

Moreover, for all supervised and self-supervised heads, Dropout layers with values of 0.5 and 0.2 were used respectively. As the value of supervised losses were much bigger than each SS losses, all loss function of self-supervised heads, puzzling and rotation, were multiplied by 50. Formula 2 showed HMTL puzzling MTL optimization.

$$\begin{aligned}
\mathcal{L}_{Total} &= \mathcal{L}_{SL} + \mathcal{L}_{SSL} = \mathcal{L}_{Cat-Reg} + \mathcal{L}_{puzzle} \\
&= \mathcal{L}_{Cat} + \alpha \mathcal{L}_{Reg} + \sum_j \mathcal{L}_{puzzle_j} \\
&= \left( -\sum_i y_{cat_i} \log(\hat{y}_{cat_i}) + \alpha \sqrt{\frac{1}{n} \sum_{j=1}^n (y_{Reg_j} - E(\hat{y}_{cat}))^2} \right)_{yaw} \\
&+ \left( -\sum_i y_{cat_i} \log(\hat{y}_{cat_i}) + \alpha \sqrt{\frac{1}{n} \sum_{j=1}^n (y_{Reg_j} - E(\hat{y}_{cat}))^2} \right)_{pitch} \\
&+ \left( -\sum_i y_{cat_i} \log(\hat{y}_{cat_i}) + \alpha \sqrt{\frac{1}{n} \sum_{j=1}^n (y_{Reg_j} - E(\hat{y}_{cat}))^2} \right)_{roll}
\end{aligned}$$

$$+ \sqrt{\frac{1}{n} \sum_{j=1}^n (y_{Reg_j} - E(\hat{y}_{cat}))^2}, (2)$$

Where:

- $\mathcal{L}_{Cat}$ : categorical cross entropy for categorical loss
- $\mathcal{L}_{Reg}$ : RMSE loss functions for yaw, pitch and roll heads
- $\hat{y}_{cat}$ : output of softmax layer
- $y_{cat}$ : true label for categorical loss
- $\alpha$ : weight for the regression losses
- $E$ : expectation of softmax layer after categorical head output to calculate regression value

The important point for pre-training is that SS pre-training has performed on the SL branch and only SHs are replaced with SSHs. Results placed in Table 2 and 3. At first, in contrast to baseline method (HopeNet), we didn't remove the samples with absolute value larger than 99 degrees from AFLW2000. There

are about 30 samples included. We thought, that could be one of the reasons for the difference between our methods with other works in error rate. Thus, we also showed the best proposed method with reduced version of AFLW2000 to compare it with other methods fairly. Furthermore, we set the bin size for

categorical tasks to both 3 and 1 degree which created 68 and 198 categories respectively. From results, we observed how auxiliary SS tasks could reduce the average error rate significantly (Fig 4). But, in contrast to puzzling, the rotation auxiliary was not better than SL.

Table 2 Results of different methods on the AFLW2000. \*: indicates that reduced version of AFLW2000 is used. †: indicates that bin size for categorical intervals set to 1, which means there are 198 categorical intervals. The bin size for the rest is 3 with 66 intervals. †: down sampling transformation to 15X.

Method	Aug	Pre-train weights	Yaw	Pitch	Roll	Average
HopeNet* [7]	≈2	-	6.47	6.559	5.436	6.155
HPE-40* [10]	Unknown	-	4.87	6.18	4.8	5.28
FSA-Caps-Fusion* [12]	≈2	-	4.5	6.08	4.64	5.07
WHENet* [11]	†	-	4.44	5.75	4.31	4.83
QuatNet* [37]	Unknown	-	3.97	5.61	3.92	4.5
SL	1	-	6.679	8.219	7.067	7.322
SL	1	ETH-XGaze SSL 2×2 puzzling	6.437	8	6.703	7.047
SL	1	ETH-XGaze SSL 2×2 rotation	5.921	8.086	7.027	7.011
SL	1	ImageNet	6.001	8.190	6.967	7.053
SL	2	-	5.278	7.987	6.638	6.634
SL*	2	-	6.221	5.569	3.984	5.258
HMTL 2×2 puzzling	1	-	5.421	8.464	7.081	6.989
HMTL 3×3 puzzling	1	-	4.289	8.408	7.009	6.569
HMTL 3×3 puzzling	1	ETH-XGaze SSL 2×2 puzzling	4.396	8.402	7.009	6.602
HMTL 3×3 puzzling	1	ETH-XGaze SSL 2×2 rotation	4.223	8.38	6.839	6.48
HMTL 3×3 puzzling	1	ImageNet	4.507	8.344	6.773	6.541
HMTL 3×3 puzzling	2	-	3.742	7.796	6.496	6.011
HMTL 3×3 puzzling*	2	-	3.874	5.929	4.416	4.74
HMTL 3×3 puzzling*†	2	-	3.967	5.942	4.191	4.7
HMTL 3×3 puzzling*	2	ETH-XGaze SSL 2×2 rotation	3.682	5.919	4.316	4.639
HMTL 2×2 rotation	1	-	6.96	8.221	7.2	7.461
HMTL 2×2 rotation	1	ETH-XGaze SSL 2×2 puzzling	6.63	7.961	6.92	7.17
HMTL 2×2 rotation	1	ImageNet	6.186	8.083	6.8	7.023
HMTL 2×2 puzzling-rotation	1	-	5.13	8.553	7.41	7.031

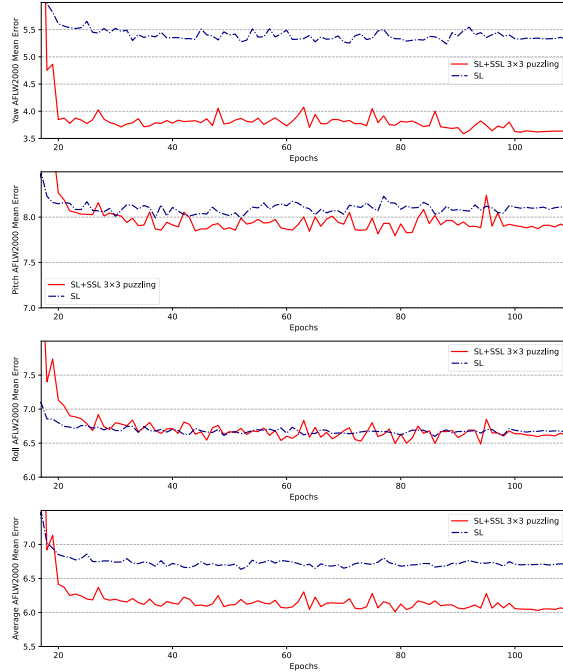


Fig 4 Comparing yaw, pitch and roll validation errors for SL and HMTL on AFLW2000 at different epochs. Augmentation level was level 2. The AFLW2000 is used w/o removing any samples.

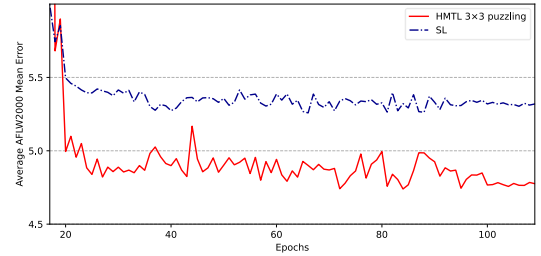


Fig 5 Comparing yaw, pitch and roll validation errors for SL and HMTL on AFLW2000 at different epochs. Augmentation level was level 2. The reduced version of AFLW2000 is used.

Table 3 Results of different methods on the BIWI. All of our method used level two augmentation and the bin size for categorical intervals set to 1.

Method	Pre-train weights	Yaw	Pitch	Roll	Average
HopeNet [7]	-	4.810	6.606	3.269	4.895
QuatNet [37]	-	4.01	5.49	2.93	4.14
FSA-Caps-Fusion [12]	-	4.27	4.96	2.76	4.0
WHENet [11]	-	3.60	4.10	2.73	3.48
SL	-	4.322	5.94	3.113	4.458
SL	ImageNet	4.379	5.636	3.002	4.339
SL	ETH-XGaze SSL 2×2 rotation	4.298	5.891	2.782	4.323
HMTL 2×2 rotation	-	4.356	5.801	3.27	4.476
HMTL 3×3 puzzling	-	4.123	5.717	3.059	4.299
HMTL 3×3 puzzling	ImageNet	3.988	5.852	3.01	4.283
HMTL 3×3 puzzling	ETH-XGaze SSL 2×2 rotation	3.864	5.641	2.962	4.156

## 5. Ablation study

### 5.1 How much could Self-Supervised heads have an impact on Supervised heads?

A work [12] showed that local features are important for Pose estimation. Proposed method handles input as a bag of features from an image and ignores the spatial relationship in the feature map. In other words, it says that local spatial features are quite useful to estimate fine-grained pose estimation. By the way, we encountered a question: how much the local and global spatial features are important for Head Pose problem?

We tried to find out the answer via doing an ablation test. In fact, we investigated impact of SSHs on the main Supervised task. At first, a simple SL method trained with puzzled images (HMTL w/o SSHs), then compare it with HMTL via same settings of section 4.2. Fig 5, 6 compared the AFLW2000 error rate on different epochs and numbers are placed in Table 4. We observed that puzzled images did better compared to normal images and was placed in between SL and HMTL in terms of average error rate.

Table 4 Results of ablation study on the reduced version of AFLW2000. All training were done with the same settings.

Method	Yaw (MAE)	Pitch (MAE)	Roll (MAE)	Average
SL	6.221	5.569	3.984	5.258
HMTL 3×3 puzzling w/o SSHs	4.589	6.223	4.465	5.092
HMTL 3×3 puzzling	3.874	5.929	4.416	4.74

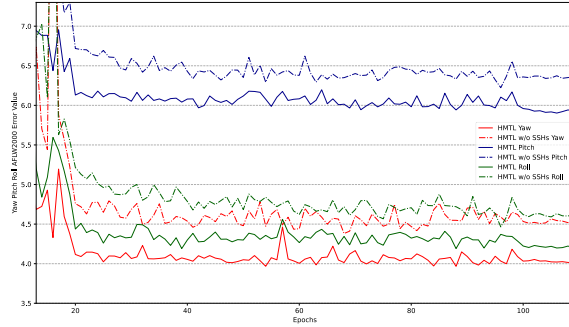


Fig 6 Error rate of HMTL and HMTL w/o SSHs methods on the reduced versions of AFLW2000. Both methods are trained under same settings: learning rate, learning rate decay schedule, regularization, augmentation level.

### 5.2 How HMTL can impact on low data regime?

In this part the impact of adding SS auxiliary tasks on supervised task based on low data regime was examined. In order to do this, ETH-XGaze dataset was picked and only Head Pose labels were used. It has 80 subjects in train set. Like section 4.1, we separated three subjects as validation set which were 108, 109 and 111. Here, we tried to show the effect of auxiliary tasks on data sizes compared to SL alone.

For SL, ResNet50 was selected, also, by considering the possibility of Categorical-Regression impact on the ablation, we

only used regression head on top of backbone for SHs (Formula 3). For SL+SSL, extended ResNet50 which was defined at section 4.1 was selected. SHs is considered as the best version of table 1 (3×3 puzzling) in section 4.1. Also, beside those, we feed SL with SL+SSL inputs to evaluate images perturbation's effect, like puzzling, on Head Pose estimation. For all three approaches we initialized the ResNet50 with identical random weights seed.

Random central zoom, random gaussian noise, cutout, random hue, random brightness and contrast transformation were used to augment input images heavily. Results are placed on Table 5 and visualized in Fig 7.

$$\begin{aligned} \mathcal{L}_{Total} &= \mathcal{L}_{SL} + \mathcal{L}_{SSL} = (\mathcal{L}_{Yaw} + \mathcal{L}_{Pitch}) + \sum_j \mathcal{L}_{Puzzle_j} \\ &= \left( \sqrt{\frac{1}{n} \sum_{j=1}^n (\hat{y} - y)^2} + \sqrt{\frac{1}{n} \sum_{j=1}^n (\hat{y} - y)^2} \right) \\ &\quad + \sum_j \sum_i y_{i,j} \log(\hat{y}_{i,j}), \quad (3) \end{aligned}$$

Where:

- $\mathcal{L}_{SL}$ : two RMSE loss for supervised heads
- $\mathcal{L}_{SSL}$ : categorical cross entropy for every puzzling self-supervised heads

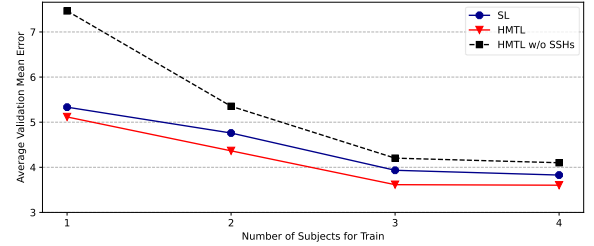


Fig 7 Mean average of yaw and pitch errors for Different number of subjects.

Table 5 Results of mean average errors for Yaw and Pitch via different subjects. Results of this table are the same with Fig 7.

Method	Subject number	Yaw (MAE)	Pitch (MAE)	Average
SL	1	4.618	6.048	5.333
SL	2	4.69	4.83	4.76
SL	3	3.738	4.130	3.934
SL	4	3.264	4.392	3.828
HMTL 2×2 puzzling	1	3.739	6.493	5.116
HMTL 2×2 puzzling	2	3.495	5.235	4.365
HMTL 2×2 puzzling	3	3.023	4.207	3.615
HMTL 2×2 puzzling	4	3.12	4.086	3.603
HMTL 2×2 puzzling w/o SSHs	1	6.6	8.332	7.466
HMTL 2×2 puzzling w/o SSHs	2	4.746	5.96	5.353
HMTL 2×2 puzzling w/o SSHs	3	3.490	4.916	4.203
HMTL 2×2 puzzling w/o SSHs	4	3.705	4.498	4.101

## 6. Discussion

In this article, we tried to answer two questions:



## How SSL can be utilized for fine-grained Head Pose estimation?

- **How architecture design can impact on fine-grained Head Pose estimation when adding Self-Supervised auxiliary task?**

For the first question, we showed that there are mainly two ways to use SSL: Pre-training it for fine-tuning or using SS as auxiliary tasks besides SL tasks. Both methods can reduce error rates but the latter shows better results.

From another view, when we use SS auxiliary, the branching point for heads are very important. Previous study [19] has shown the effectiveness of MTL. It was shown that some heads could help each other while others may hurt one another. We don't know how to exactly find the correlation of tasks and we can just find it practically. Because of our computation budget, we couldn't go for Neural Architecture Search (NAS) which is expensive. So, we defined some points as a shared representation location and after those points, SHs from SSHs were separated. Testing different points approximately showed us the best point for dividing heads. We did this via two SS pre-text heads, puzzling and rotation. Results showed that using SS auxiliary is effectiveness than ImageNet pre-training but only by one of SS pre-text tasks. Indeed, the other one (rotation) even slightly hurt the supervised error rates, but, even though the rotation Self-Supervision could not be effective as an auxiliary task, it surprisingly was helpful to be used as a pre-training technique. Furthermore, an interesting point we found was the effect of puzzled images alone on error reduction via SL. In fact, both puzzled images and adding auxiliary tasks help each other to reduce the average error. Moreover, it did not limit to large amount of data and HMTL can also be effective for low data regime as they showed for FER [19]. Our hybrid approach only has applied for training stage and in the evaluation time or test time, all SS branches could be removed from the main encoder. This means that there is no change in supervised architecture and the inference time of production environments respectively.

Though, we encountered with many questions in this work which can be considered for future research:

### 1. Which architecture is best for Self-Supervised auxiliary tasks?

Even though, we could show the impact of different branching point on SHs error rate, there is much vagueness about which architecture should be used for each SS tasks and which task hurt Supervised tasks instead of helping them (negative transfer). We think, this issue can be explored by NAS for the best architecture design and Gradient Modulation [38] for conflicting task gradients.

### 2. How to deal with different losses in HMTL optimization?

Different tasks in the MTL approach mean different losses. e.g., regression and classification losses are not similar in values, learning speed and performance [38]. When a model is to be trained on more than one task, the various task-specific loss functions must be merged into a single aggregated loss function which the model is trained to minimize. The simplest method, manual loss weighting, was used in this study, but

there are more promising methods like Geometric Mean of Losses [39] and weighting by uncertainty [40] that has the potential to improve results and to prohibit training collapses for different tasks.

### 3. How to find the best SS auxiliary task for helping a supervised task like Head Pose estimation?

Actually, we don't exactly know. But, by recent progress in SSL methods, we think, adding auxiliary task of new approaches to the SL is feasible and are more powerful than pretext tasks, specifically, a non-contrastive method which doesn't need negative pairs while training [14], [23]. Nevertheless, we guess the representation of best SSL methods, like non-contrastive methods, have higher and more abstract feature levels than SL representation because of generalization of SS approaches, as we saw in DINO [14]. Indeed, in this training setting, SHs can act as auxiliary tasks for SS representation learning. However, finding or designing methods like Self-Supervised pre-text tasks are easier and cheaper to pursue.

## 7. Conclusion

In this article, we tried to show how SSL could be used for Fine-grained Head Pose estimation. We showed there are two ways to do that, using SSL as a pre-train feature extractor or using it as an auxiliary task besides the main task.

To connect SS branches to the main encoder, three points were considered. Then, we found the best branching point and created an architecture for the Hybrid Learning approach. Results showed that the combination of both approaches were the best. In other words, the error rate was reduced up to roughly 13% in the same training settings which was comparable to the state-of-the-art methods. We found that the SS auxiliary task could be useful for Head Pose estimation. Moreover, we showed that our method is also good when the number of subjects is limited or different initial weights are used.

## Acknowledgments

We gratefully acknowledge Hadi Pourmirzaei for preparing pictures, Mohammad Pourmirzaei for resource preparation and Elahe Ghazalifar for helpful discussions.

## References

- [1] D. Gerónimo, A. M. López, A. D. Sappa, and T. Graf, "Survey of pedestrian detection for advanced driver assistance systems," *IEEE Trans. Pattern Anal. Mach. Intell.*, 2010, doi: 10.1109/TPAMI.2009.122.
- [2] Z. Chen *et al.*, "A realistic face-to-face conversation system based on deep neural networks," 2019, doi: 10.1109/ICCVW.2019.00315.
- [3] Z. Liu, H. Hu, Z. Wang, K. Wang, J. Bai, and S. Lian, "Video synthesis of human upper body with realistic face," 2019, doi: 10.1109/ISMAR-Adjunct.2019.00-47.
- [4] S. S. Mukherjee and N. M. Robertson, "Deep Head Pose: Gaze-Direction Estimation in Multimodal Video," *IEEE Trans. Multimed.*, 2015, doi: 10.1109/TMM.2015.2482819.
- [5] K. Cao, Y. Rong, C. Li, X. Tang, and C. C. Loy, "Pose-Robust Face Recognition via Deep Residual Equivariant Mapping," 2018, doi: 10.1109/CVPR.2018.00544.
- [6] Z. Liu, Z. Chen, J. Bai, S. Li, and S. Lian, "Facial pose estimation by deep learning from label distributions," 2019, doi: 10.1109/ICCVW.2019.00156.
- [7] N. Ruiz, E. Chong, and J. M. Rehg, "Fine-grained head pose



- estimation without keypoints,” 2018, doi: 10.1109/CVPRW.2018.00281.
- [8] R. Valle, J. M. Buenaposada, and L. Baumela, “Multi-Task Head Pose Estimation in-the-Wild,” *IEEE Trans. Pattern Anal. Mach. Intell.*, 2021, doi: 10.1109/TPAMI.2020.3046323.
- [9] A. Sheka and V. Samun, “Knowledge Distillation from Ensemble of Offsets for Head Pose Estimation,” Aug. 2021, Accessed: Oct. 01, 2021. [Online]. Available: <http://arxiv.org/abs/2108.09183>.
- [10] B. Huang, R. Chen, W. Xu, and Q. Zhou, “Improving head pose estimation using two-stage ensembles with top-k regression,” *Image Vis. Comput.*, 2020, doi: 10.1016/j.imavis.2019.11.005.
- [11] Y. Zhou and J. Gregson, “WHENet: Real-time Fine-Grained Estimation for Wide Range Head Pose,” May 2020, Accessed: Aug. 08, 2021. [Online]. Available: <https://arxiv.org/abs/2005.10353>.
- [12] T. Y. Yang, Y. T. Chen, Y. Y. Lin, and Y. Y. Chuang, “Fsa-net: Learning fine-grained structure aggregation for head pose estimation from a single image,” 2019, doi: 10.1109/CVPR.2019.00118.
- [13] J. B. Grill *et al.*, “Bootstrap your own latent a new approach to self-supervised learning,” 2020.
- [14] M. Caron *et al.*, “Emerging Properties in Self-Supervised Vision Transformers,” Apr. 2021, Accessed: Aug. 08, 2021. [Online]. Available: <https://arxiv.org/abs/2104.14294>.
- [15] X. Chen and K. He, “Exploring Simple Siamese Representation Learning,” Nov. 2020, Accessed: Aug. 09, 2021. [Online]. Available: <https://arxiv.org/abs/2011.10566v1>.
- [16] Y. M. Asano, C. Rupprecht, and A. Vedaldi, “A critical analysis of self-supervision, or what we can learn from a single image,” Apr. 2019, Accessed: Aug. 08, 2021. [Online]. Available: <https://arxiv.org/abs/1904.13132>.
- [17] T. Standley, A. Zamir, D. Chen, L. Guibas, J. Malik, and S. Savarese, “Which tasks should be learned together in multi-task learning?,” 2020.
- [18] M. Crawshaw, “Multi-Task Learning with Deep Neural Networks: A Survey,” Sep. 2020, Accessed: Aug. 08, 2021. [Online]. Available: <https://arxiv.org/abs/2009.09796>.
- [19] M. Pourmirzaei, G. A. Montazer, and F. Esmaili, “Using Self-Supervised Auxiliary Tasks to Improve Fine-Grained Facial Representation,” May 2021, Accessed: Aug. 30, 2021. [Online]. Available: <http://arxiv.org/abs/2105.06421>.
- [20] X. Zhu, Z. Lei, X. Liu, H. Shi, and S. Z. Li, “Face alignment across large poses: A 3D solution,” 2016, doi: 10.1109/CVPR.2016.23.
- [21] X. Zhang, S. Park, T. Beeler, D. Bradley, S. Tang, and O. Hilliges, “ETH-XGaze: A Large Scale Dataset for Gaze Estimation Under Extreme Head Pose and Gaze Variation,” 2020, doi: 10.1007/978-3-030-58558-7\_22.
- [22] T. Chen, S. Kornblith, K. Swersky, M. Norouzi, and G. Hinton, “Big Self-Supervised Models are Strong Semi-Supervised Learners,” *arXiv*. 2020.
- [23] J. Zbontar, L. Jing, I. Misra, Y. LeCun, and S. Deny, “Barlow Twins: Self-Supervised Learning via Redundancy Reduction,” *arXiv Prepr. arXiv2103.03230*, 2021.
- [24] E. Cole, X. Yang, K. Wilber, O. Mac Aodha, and S. Belongie, “When Does Contrastive Visual Representation Learning Work?,” May 2021, Accessed: Aug. 08, 2021. [Online]. Available: <https://arxiv.org/abs/2105.05837>.
- [25] D. Wu *et al.*, “Align Yourself: Self-supervised Pre-training for Fine-grained Recognition via Saliency Alignment,” Jun. 2021, Accessed: Aug. 08, 2021. [Online]. Available: <http://arxiv.org/abs/2106.15788>.
- [26] S. K. Mustikovela *et al.*, “Self-Supervised Viewpoint Learning from Image Collections,” 2020, doi: 10.1109/CVPR42600.2020.00403.
- [27] J. N. Kundu, S. Seth, V. Jampani, M. Rakesh, R. Venkatesh Babu, and A. Chakraborty, “Self-supervised 3D human pose estimation via part guided novel image synthesis,” 2020, doi: 10.1109/CVPR42600.2020.00619.
- [28] K. Yun, J. Park, and J. Cho, “Robust Human Pose Estimation for Rotation via Self-Supervised Learning,” *IEEE Access*, 2020, doi: 10.1109/ACCESS.2020.2973390.
- [29] A. Dahiya, A. Spurr, and O. Hilliges, “Exploring self-supervised learning techniques for hand pose estimation,” in *NeurIPS 2020 Workshop on Pre-registration in Machine Learning*, 2021, vol. 148, pp. 255–271, [Online]. Available: <https://proceedings.mlr.press/v148/dahiya21a.html>.
- [30] X. Zhai, A. Oliver, A. Kolesnikov, and L. Beyer, “S4L: Self-Supervised Semi-Supervised Learning,” May 2019, Accessed: Aug. 08, 2021. [Online]. Available: <http://arxiv.org/abs/1905.03670>.
- [31] B. Korbar, D. Tran, and L. Torresani, “Cooperative Learning of Audio and Video Models from Self-Supervised Synchronization,” Jun. 2018, Accessed: Aug. 08, 2021. [Online]. Available: <http://arxiv.org/abs/1807.00230>.
- [32] T. Han, W. Xie, and A. Zisserman, “Self-supervised Co-training for Video Representation Learning,” Oct. 2020, Accessed: Aug. 08, 2021. [Online]. Available: <https://arxiv.org/abs/2010.09709>.
- [33] K. He, X. Zhang, S. Ren, and J. Sun, “Deep residual learning for image recognition,” 2016, doi: 10.1109/CVPR.2016.90.
- [34] S. Gidaris, P. Singh, and N. Komodakis, “Unsupervised representation learning by predicting image rotations,” *arXiv*. 2018.
- [35] J. Zhuang *et al.*, “AdaBelief optimizer: Adapting stepsizes by the belief in observed gradients,” *arXiv*. 2020.
- [36] N. Srivastava, G. Hinton, A. Krizhevsky, I. Sutskever, and R. Salakhutdinov, “Dropout: A simple way to prevent neural networks from overfitting,” *J. Mach. Learn. Res.*, 2014.
- [37] H. W. Hsu, T. Y. Wu, S. Wan, W. H. Wong, and C. Y. Lee, “Quatnet: Quaternion-based head pose estimation with multiregression loss,” *IEEE Trans. Multimed.*, 2019, doi: 10.1109/TMM.2018.2866770.
- [38] M. Crawshaw, “Multi-task learning with deep neural networks: A survey,” *arXiv*. 2020.
- [39] S. Chennupati, G. Sistu, S. Yogamani, and S. A. Rawashdeh, “MultiNet++: Multi-stream feature aggregation and geometric loss strategy for multi-task learning,” 2019, doi: 10.1109/CVPRW.2019.00159.
- [40] R. Cipolla, Y. Gal, and A. Kendall, “Multi-task Learning Using Uncertainty to Weigh Losses for Scene Geometry and Semantics,” 2018, doi: 10.1109/CVPR.2018.00781.