

Leveraging Commonsense Knowledge on Classifying False News and Determining Checkworthiness of Claims

Ipek Baris Schlicht[†], Erhan Sezerer², Selma Tekir², Oul Han³, and Zeyd Boukhers⁴

¹ibarsch@doctor.upv.es, Universitat Politècnica de València / Valencia, Spain

²{erhansezerer,selmatekir}@iyte.edu.tr, Izmir Institute of Technology / Izmir, Turkey

³hanoul@gmail.com, 2bytes Corp. / Anyang, South Korea

⁴boukhers@uni-koblenz.de, University of Koblenz-Landau / Koblenz, Germany

Abstract

Widespread and rapid dissemination of false news has made fact-checking an indispensable requirement. Given its time-consuming and labor-intensive nature, the task calls for an automated support to meet the demand. In this paper, we propose to leverage commonsense knowledge for the tasks of false news classification and check-worthy claim detection. Arguing that commonsense knowledge is a factor in human believability, we fine-tune the BERT language model with a commonsense question answering task and the aforementioned tasks in a multi-task learning environment. For predicting fine-grained false news types, we compare the proposed fine-tuned model's performance with the false news classification models on a public dataset as well as a newly collected dataset. We compare the model's performance with the single-task BERT model and a state-of-the-art check-worthy claim detection tool to evaluate the check-worthy claim detection. Our experimental analysis demonstrates that commonsense knowledge can improve performance in both tasks.

1 Introduction

The increase of social media usage in recent years has changed the way of consuming news. Although social media is useful for following the updates of breaking events such as the COVID-19 pandemic, it also misleads through false news spreading rapidly and globally on platforms (Karlova and Fisher, 2013; Vosoughi et al., 2018), which results in negative emotions, confusion, and anxiety in society (Budak et al., 2011) and even in the manipulation of major outcomes, such as political elections (Vosoughi et al., 2018; Lazer et al., 2018).

To combat false news, the number of fact-checking initiatives around the world has increased. However, manual fact-checking can satisfy only a small share of the demand as fact-checking is a labor intensive and time consuming task. It requires fact checkers to contact people/organizations that are mentioned in the claim, consult experts that provide background knowledge if needed, seek source validation, etc. Typical fact-checking for one news item takes about one day in order to research the facts and report the result (Graves, 2018). This yields a time lag between the spread of false news and the delivery of the fact-checked article (Hassan et al., 2015a).

In recent years, we have seen a growing interest in developing computational approaches for combating false news. Some studies focus on automatising the steps of manual fact-checking (Cazalens et al., 2018; Thorne and Vlachos, 2018; Graves, 2018). As a seminal study, ClaimBuster (Hassan et al., 2015b, 2017) is the first end-to-end automatic fact-checking framework and is widely used by professional fact checkers and journalists (Adair et al., 2019). ClaimBuster identifies check-worthy factual claims in texts from various data sources (e.g social media, websites) using a classification and score model that is trained on human labeled political debates, searches identified claims against fact-checking websites, collects supporting/debunking evidences and in a final step creates a report which combines the search results, aforementioned evidences and claim checkworthiness score. Although ClaimBuster is able to spot simple declarative claims, it misses those implicitly stated in sentences (Graves, 2018).

Other studies focus on false news detection based on the style of news content or social media

[†]Corresponding Author: ibarsch@doctor.upv.es. Work done during the time at the University of Koblenz-Landau, Germany.

context (Shu et al., 2017; Zhou and Zafarani, 2020). Most of these studies treat false news detection as a binary classification problem that labels a news article as fake or true. As an example, Singhania et al. (2017) propose a three level hierarchical attention network model (3HAN) that exploits the article structure. The authors evaluated on a dataset that is constructed of a small list of fake and legit news sources and outperformed models such as single level hierarchical attention network (HAN) (Yang et al., 2016).

However, on the web, multiple types of false news can be found such as satire or propaganda (Zannettou et al., 2019; Rashkin et al., 2017b). While satire conveys irony or parody and contains unrealistic situations, propaganda mimics the style of real news and can mislead readers with malintent. Furthermore, political polarization propels biases in news (Lazer et al., 2018). False news detection models must therefore be more fine-grained than the aforementioned binary models in order to address diverse types of false news. Therefore, the literature is in quest of new techniques and methodologies (Bozarth and Budak, 2020) as well as datasets (Torabi Asr and Taboada, 2019).

Addressing the diversity of false news, we identify one common trait that enables them all. We point out that the impression of veracity is created by a seeming plausibility of news stories, since humans believe depending on how much a story fits their prior knowledge (Connell and Keane, 2004, 2003). This background knowledge is termed as *commonsense knowledge*. Goldwasser and Zhang (2016) already demonstrated that commonsense knowledge can improve satire detection better than traditional text classification models. With this motivation, we integrate commonsense knowledge into the tasks of false news classification and check-worthy claim detection, applied on diverse news.

In our study, commonsense knowledge is captured by a commonsense question answering (CSQA) task (Talmor et al., 2019) where the inputs are questions and multiple choices as answer candidates, and the output is an answer (Task A in Table 1). For classifying different types of news on the web, we leverage the false news taxonomy proposed by Zannettou et al. (2019). In this task, the inputs are body and title of a news article and the output is the news type, namely satire, conspiracy, propaganda, bias-right, bias-left or neutral (Task B in Table 1). In check-worthy claim detection, the in-

put is a sentence and the output is a label indicating its checkworthiness, namely, check-worthy factual statement (CFS), not factual statement (NFS) and unimportant factual statement (UFS) (Task C in Table 1). To transfer commonsense knowledge to task B and C using multitask training (Liu et al., 2019), we prepend them with fine-tuning a pre-trained BERT model over a CSQA task.

The main contributions of this study are as follows:

- To the best of our knowledge, it is the first attempt to leverage commonsense knowledge to classify fake news and detect check-worthy claims.
- We collected a new community interest news dataset (CIND) from the social media platform Reddit. Unlike the publicly available false news collection NELA 2019 (Gruppi et al., 2020), CIND is a collection (1) of news that news consumers found interesting or plausible, (2) that features a diverse number of sources which makes the experiment of predicting news from an unseen source more reliable (3) that covers news events which occurred from 2016 to 2019, allowing for forecasting. We label both datasets with the false news taxonomy (Zannettou et al., 2019).
- We conducted an extensive set of experiments to validate our hypothesis. The results show that commonsense knowledge could improve the (1) predictions of 4 out of 6 classes on CIND and the predictions of bias-right articles from the NELA dataset for the experiment of predicting news articles from unseen sources, (2) the predictions of 3 out of 6 classes on CIND for the experiment of forecasting, (3) the prediction of all classes in check-worthy claim detection task.

The rest of the paper is organized as follows. Section 2 summarizes related work. Section 3 presents the proposed models. Section 4 introduces the new dataset collected for this study along with other datasets used for comparison. Finally, section 5 discusses the experimental results.

2 Related Work

In this section, we present the studies related to our research. Section 2.1 and section 2.2 outline the studies in check-worthy claim detection and false news classification, section 2.3 presents the studies encoding commonsense knowledge for text classification tasks and section 2.4 presents the studies

Task A: Commonsense Question Answering (CSQA)
Input 1: Question People are very much like the animals, but one thing has secured or dominance over the planet. We're better at doing what?
Input 2: Multiple Choices a) Eat eggs b) Make tools c) eat dosa d) talk to each other e) smoke pot
Output: Answer b
Task B: False News Classification
Input 1: Title TSA Agents Can Now Grope Travelers Without Fear Of Pesky Lawsuits
Input 2: Body Transportation Security Administration (TSA) screeners have gained the upper glove when it comes to being sue ...
Output: News Type Conspiracy
Task C: Check-worthy Claim Detection
Input: Statement And I saw the cocaine scene treated with humor, as though this was a humorous little incident.
Output: Checkworthiness Unimportant Factual Statement (UFS)

Table 1: Examples from each task that shows inputs and outputs.

leveraging multi-task learning for fact-checking and false news classification.

2.1 Check-worthy Claim Detection

Check-worthy claim detection is the first step of the fact-checking pipeline (Cazalens et al., 2018; Graves, 2018; Thorne and Vlachos, 2018). The component of ClaimBuster (Hassan et al., 2015b, 2017) that detects check-worthy claims is trained with a SVM classifier using tf-idf bag of words, named entity types, POS tags, sentiment and sentence length as a feature set. Gencheva et al. (2017) proposed a fully connected neural network model trained on claims and their related political debate content. Additionally, CLEF Check That! Lab (CTL) has organized shared tasks to tackle this problem in political debates (Atanasova et al., 2018, 2019) and in social media (Barrón-Cedeño et al., 2020).

2.2 Style-based False News Classification

Style-based approaches for false news classification attempt to capture the writing style or deceptive clues in news articles (Shu et al., 2017; Zhou and Zafarani, 2020; Potthast et al., 2018). The methods range from hand-crafted feature-based methods (Volkova et al., 2017; Pérez-Rosas et al., 2018) to sophisticated deep neural networks (Singhania et al., 2017; Riedel et al., 2017; Karimi and Tang, 2019).

Riedel et al. (2017) focus on the first part of the fake news detection problem: stance detection. Their model RDEL extracts the most frequent unigrams and bigrams, constructs tf-idf vectors for article headlines and bodies, and also computes the cosine similarity of headline and body. Finally, all of these features are fed into a Multilayer Perceptron for classification.

The model 3HAN (Singhania et al., 2017) encodes the body of news articles similar to HAN (Yang et al., 2016) where the words in each sentence are

encoded with BiGRU (Cho et al., 2014) and then an attention mechanism (Bahdanau et al., 2015) identifies informative words in a sentence. Finally sentences are passed through an attention layer to find informative sentences in the document before classifying them with a dense layer. In addition to HAN, it also concatenates the encoded headline with the processed body of the article and runs attention mechanism on the concatenated features before feeding it to the dense layer.

Most of these aforementioned studies tackle the problem as binary classification. Few scholars have investigated different types of false news. Rubin et al. (2015) differentiated false news types as hoaxes, satire and deliberately misleading fabrications. Rashkin et al. (2017b) studied linguistic features for analysis of hoax, propaganda, satire and trusted sources. Ghanem et al. (2020) analyzed the impact of emotions in clickbaits in addition to the sources that Rashkin et al. (2017b) studied. However, the dataset used in both studies (Rashkin et al., 2017a; Ghanem et al., 2020) covers a few sources for each category. In our study, we increase the number of sources for each category and include articles from biased sources.

2.3 Incorporating Commonsense Knowledge

Incorporating commonsense knowledge into text representations can improve many tasks in NLP and NLU, such as machine comprehension (i.e Wang et al. (2018)), question answering (i.e Zhong et al. (2019b)) and opinion mining (i.e Du et al. (2020); Xu et al. (2019); Zhong et al. (2019a); Ma et al. (2018)). Closest to this paper is the study by Goldwasser and Zhang (2016) who leverage commonsense knowledge for satire detection. Their approach constructs a narrative representation of an article by extracting main actors, events and statements, then makes inferences to quantify the likelihood of those entities appeared in a real/satire

context.

To leverage commonsense knowledge, one approach is to use knowledge aware distributional word embeddings such as Numberbatch (Speer et al., 2017) which is built on the commonsense knowledge base ConceptNet. Alternatively, commonsense knowledge can be transferred by using multi-task learning (Bosselut et al., 2019). In our study, we evaluate both approaches.

2.4 Multi-task Learning

Multi-task learning is motivated by human learning. While learning new tasks, we apply the knowledge that is gained from related tasks. In contrast to single-task learning, multi-task learning can learn a more general representation by leveraging the knowledge of auxiliary tasks when the original task has noisy/small amount of samples (Ruder, 2017).

There are several attempts to apply multi-task learning to the tasks that aid fact-checking or detect false news. Kochkina et al. (2018) applied a multi-task learning model that encodes inputs with a shared LSTM and then jointly learns the tasks in a rumour verification pipeline (stance detection, veracity and identifying rumours). Baly et al. (2019) proposed a multi-task ordinal regression framework for jointly predicting the factuality and political ideology of news media. Atanasova et al. (2020) presented a multi-task model for veracity explanation generation and veracity prediction based on DistilBERT (Sanh et al., 2019).

3 Models

To test whether the exploitation of commonsense knowledge improves false news classification and check-worthy claim detection, the MTBERT model of Liu et al. (2019) was used. Figure 1 illustrates the resulting model architecture. The model consists of two shared lower levels and two task specific layers. Lower layers incorporate the original BERT architecture where the first layer maps the inputs to tokens required by BERT and the second layer resides the transformer encoders of BERT. The upper two layers represent specific task configurations along with their loss functions. The model is trained in two steps: First, the shared BERT model is trained on the pre-training tasks of masked word prediction and next sentence prediction. In the second phase, all samples belonging to all tasks are shuffled. Then, each sample is used to train/fine-tune the shared parameters of BERT with respect to the loss functions of the specific tasks.

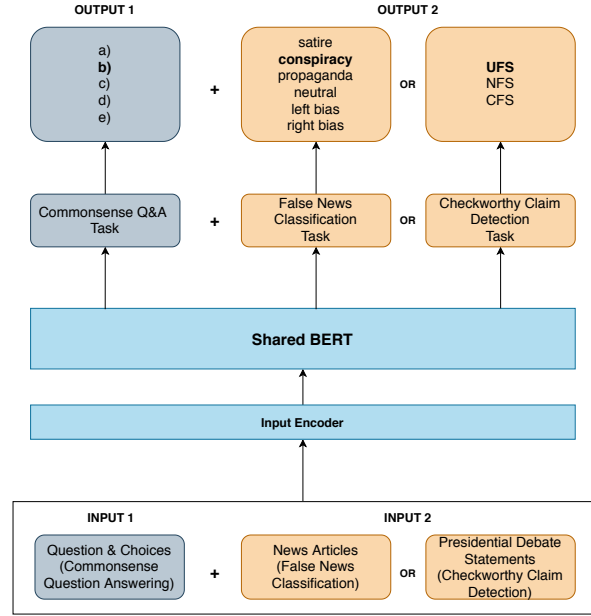


Figure 1: Overview of MTBERT model for false news classification and check-worthy claim detection.

This training scheme enables the model to learn a task by transferring the information gained from other tasks.

In our work, instead of training the BERT model from scratch, we use the HuggingFace library (Wolf et al., 2019) to obtain the pre-trained BERT model that would result from the first training phase. In the second phase, we fine-tune the pre-trained model using CSQA as the first task and false news classification or check-worthy claim detection as the second task, depending on the objectives. This allows the model to perform false news classification or check-worthy claim detection tasks, using the information gained from the CSQA task. To test the performance of the fine-tuned MTBERT in false news classification, we compare our results against the state-of-the-art false news classification models RDEL and 3HAN. For both models, we encode the inputs with Glove embeddings (Pennington et al., 2014), as originally stated in their papers. These embeddings, however, do not incorporate commonsense knowledge. In order to make them comparable, we also feed Numberbatch embeddings that incorporate ConceptNet commonsense knowledge (Speer et al., 2017) into them. We report the baseline performances of HAN and SVM at this task, additionally. Furthermore, we compare the performance against the original BERT to confirm that the performance gains depend not only on the classifier but also on the use of commonsense knowledge. For SVM, we used the 25,000 most frequent unigrams and bigrams as features. In all the

Subreddits
TheDonald
new_right
news
conspiracy
fakenews
nottheonion
neutralnews
pol
politics
satire
savedyouaclick
worldnews

Table 2: List of subreddits that are used for this study.

experiments involving BERT and MTBERT where the body of the article is merged with the headline, we used the token [SEP] that is acknowledged by the architecture to separate different contexts.

For the task of check-worthy claim detection, we compare MTBERT with the results of the ClaimBuster API. The API gives a probability score for the checkworthiness of a claim where we map scores below 0.33 to NFS, above 0.66 to CFS and the rest to UFS. We also carry out this experiment on (1) a SVM classifier trained on ClaimBuster features (e.g POS tags, entity types, tf-idf, etc.) with 5-fold cross validation and (2) the original BERT as baselines.

4 Datasets

4.1 Datasets for False News Classification

NELA 2019 (Gruppi et al., 2020) is a publicly available dataset covering mainstream and alternative news sources. The authors scraped news articles from RSS feeds of all its news sources in 2019. NELA 2019 has the following limitations (1) the number of satire and neutral sources is low (2) only events in 2019 are covered (3) the news publishers select which articles to share in their RSS feeds.

We propose the community interest news dataset **CIND** to overcome the aforementioned limitations of NELA 2019. Instead of relying on the news sources’ selection of articles, it respects the interest of news consumers. As the collection source, we choose Reddit because (1) it is popular in various communities (2) openly accessible and (3) contains articles from a variety of news sources. Reddit users can share news and discuss them in online communities so-called subreddits. Each subreddit has its own discussion theme and moderation system. For instance, users share satire-like news articles from main-

stream news sources in `r/nottheonion` and discuss conspiracy theories in `r/conspiracy`. Articles from unreliable sources are removed by the moderators of `r/nottheonion` while only clickbait articles are allowed to be shared in `r/savedyouaclick`.

We selected subreddits that have been analyzed in Zannettou et al. (2017) or Horne et al. (2018), or was used as the source in a dataset before (Nakamura et al., 2020) which were active within 2016-2019. Additionally, we added `r/fakenews` where false news stories are highlighted and fact-checks are shared, with respect to the specified time frame. Table 2 lists the subreddits that are used for this study.

We crawled posts with PushshiftAPI (Baumgartner et al., 2020) by ignoring those that are removed by moderators and users. We filtered out the posts whose metadata contain flair link text¹ which is used for posts that violate subreddit rules. We extracted the articles by using Newspaper3k². We filtered out the articles which are not in English, non news sources such as Facebook, Youtube, etc. and sources that were not accessible due to technical issues such as `huffpost.com`.

We categorized the sources of news articles in both datasets based on the false news taxonomy proposed by Zannettou et al. (2019). The news types we selected from the taxonomy are satire, conspiracy, propaganda, biased (left & right) as false news types and additionally neutral news as most credible news. For identifying the news sources in each category, we leveraged Media Bias Fact Check (MBFC)³ which is an independent organization that manually annotates factuality and political leaning of media sources. Labels provided by MBFC have been widely used by the research community (e.g Baly et al. (2018); Nørregaard et al. (2019); Barrón-Cedeño et al. (2019)). We scraped MBFC labels⁴ and augmented the list with satire sources from the `r/satire` subreddit⁵. We explain the sources below with the traits of online information (Wardle and Derakhshan, 2017; Zannettou et al., 2019).

Satire sources use irony, exaggeration and humour.

¹Examples of some link texts are Not oniony - Removed, misleading title, Not a news article - Removed

²<https://newspaper.readthedocs.io/en/latest/>

³<https://mediabiasfactcheck.com/>

⁴retrieved on 29.07.2020

⁵We marked the sources if their about/home pages explicitly indicate that they are satiric

Type	Title	Source
Satire	White House Chef Quits Because Trump Has Only Eaten Fast Food For 6 Months	halfwaypost
Conspiracy	In Bizarre Response, Twitter Tells Trump It Does Not "Shadowban" While Admitting It Does	zerohedge
Propaganda	CNN retracts story on investigation into Trump campaign adviser's meeting with CEO of Russian fund	rt
Neutral	Schiff disturbed by report that Trump not fully briefed on counters to Russian cyberattacks	upi
Bias-Left	Remember Trump's Promise Not to Touch Social Security? It's Gone Now	nymag
Bias-Right	Donald Trump Is America's Julius Caesar	dailycaller

Table 3: Example snippets from articles about Donald Trump associated with source type.

Dataset	Type	Tokens-Body (Avg.)	Tokens-Title (Avg.)	Articles(#)	Sources (#)
Community Interest News Dataset	Satire	287.65	10.48	1976	42
	Conspiracy	780.19	13.23	722	16
	Propaganda	752.13	10.88	1207	23
	Neutral	591.50	10.18	1365	40
	Bias-Left	700.73	11.42	1881	36
	Bias-Right	557.88	11.44	1284	23
NELA 2019	Satire	233.37	10.85	1638	8
	Conspiracy	652.27	11.69	3710	16
	Propaganda	538.69	11.37	6091	27
	Neutral	628.63	9.38	2366	11
	Bias-Left	670.09	11.17	5262	23
	Bias-Right	486.93	10.32	3857	17

Table 4: Dataset statistics of community interest news dataset (CIND) and NELA 2019.

Satiric articles do not aim to deceive the news consumer, but to entertain. However, if satire is taken seriously, it misinforms. We used the sources in the `r/satire` subreddit and excluded sources that are not mutually exclusive (e.g <https://www.newyorker.com/humor> is also a bias source).

Conspiracy sources are not credible and mostly consist of articles that are not verifiable. These sources fabricate content with the intention to disinform. We extracted conspiracy sources from the conspiracy-pseudoscience category of MBFC.

Propaganda sources influence the news consumer in favor of a particular agenda. They may mislead in order to frame issues or individuals. We manually checked the questionable source category of MBFC to identify propaganda sources. MBFC provides tags to inform the reason why the source is questionable. One such tag is propaganda. Thus, we removed the sources that have labels other than propaganda in this tag.

Neutral sources are the most credible. They are least biased and their reporting is factual and verifiable. We extracted least biased sources from MBFC as neutral sources.

Biased sources are strongly biased toward one ideology (typically: conservative/liberal) in their story selection and framing. We extracted biased sources from MBFC as bias sources. The bias category of the dataset contains 61% of left and 39% of bias-right sources.

After identifying source types of each article in both dataset, we removed sources that have samples of less than 10 articles and down-sampled sources

Train	#
NFS	14685
UFS	2403
CFS	5413
Test	#
NFS	731
UFS	63
CFS	238

Table 5: Data statistics of ClaimBuster dataset.

that have more than 250 documents. Additionally, for CIND dataset, we removed the outliers for each category by computing the length of tokens of article bodies and by performing the local outlier factor algorithm (Breunig et al., 2000) to yield its final dataset. The details of the CIND and NELA 2019 are shown in Table 4 and example articles are shown for each source type from CIND in Table 3.

4.2 Dataset for Check-worthy Claim Detection

To evaluate the model in claim-level, we used the ClaimBuster dataset (Arslan et al., 2020). It contains human annotated 23k short statements with a metadata, from all U.S presidential debates between 1960-2016. The dataset has been used for developing ClaimBuster. As part of the annotation process, the authors asked the coders to label the sentences as check-worthy factual claims (CFS) if they contain factual claims about which the public will be interested in learning about their veracity. Similarly, if the sentences contain factual statements but aren't worth being fact-checked, they are annotated as unimportant factual sentences (UFS). Lastly, the coders considered the subjective sentences as non-factual sentences (NFS), such as opinions.

4.3 CSQA Dataset

We used CSQA dataset (Talmor et al., 2019) for the model to learn commonsense knowledge. The dataset has been created based on the commonsense knowledge encoded in ConceptNET (Speer et al., 2017). The dataset contains 12k multiple-choice

questions that have four choices and one correct answer.

5 Experiments and Evaluation

In our experiments, we investigate whether CSQA task helps on (1) robustness on new events and changes of style by news publishers (Section 5.1), (2) classifying news from previously unseen publishers (Section 5.2), and (3) discovering check-worthy claims (Section 5.3). We report per-class and average macro F1 scores for each experiment.

5.1 Robustness on New Events and Changes of Style by News Publishers

In this analysis, we test the models’ robustness against new events or the style changes by the news publishers. For this, we adopt the forecasting experiment proposed by [Bozarth and Budak \(2020\)](#), first we extract sources that published articles in between 2015 and 2019 from the CIND dataset. We use data samples whose published year is earlier than 2019 as training and the rest is as test set.

Table 6 shows the macro-F1 scores of the models for each category and the Figure 2 shows the macro-F1 scores of BERT variations for each month in 2019. Overall, BERT models outperform SVMs, HANs and RDEL in this task, however, detecting right-lean articles are hard for all of the models. Additionally, even though MTBERT using merged features cannot outperform the single task in terms of macro-F1, it has performance gains in the classes conspiracy (3.42%), propaganda (2.87%) and left (1.21%). As shown in Figure 2, the performances of BERT variants in the satire class degrade but the performances in propaganda and left types are stable throughout the year. Furthermore, the fluctuations in MBERT (with the merged features) are less than the single task BERT on propaganda across the year, which could be more generalized at identifying propaganda throughout a year.

Moreover, as shown in Figure 5, MTBERT produces higher number of true positive samples than the single task, BERT in conspiracy articles. However, the single task BERT is better at identifying neutral articles for the forecasting task.

5.2 Classifying News from Previously Unseen Publishers

To meet the condition of unseen publishers, we organize our tests such that the publisher of a news article has not been encountered before. To see how

MTBERT can generalize in such a scenario, we adopt the evaluation scheme for predicting unseen sources ([Bozarth and Budak, 2020](#)) and apply it to NELA and CIND datasets. First, we group news articles based on source (reuters, fox news, etc.) under each source type (conspiracy, propaganda and so on). From each source type we randomly sample 90% sources as training set and the rest as test set and repeat it 5 times. We report the mean and standard deviation of macro-F1 scores of sets in Table 7.

Similar to forecasting experiments, both BERT-based models outperform all baseline models, although a significant performance drop is observed in all models compared to forecasting experiments. This is expected since in forecasting experiments, test set contains articles from sources that may also have some samples in training set. It makes the predictions in forecasting easier for the models considering that they can also learn from stylistic features of sources. We observe that satire sources are the best detected types in the CIND dataset, but not in the NELA dataset, because the test sets contain only one satire source and adds a new challenge for the models.

We additionally ran a paired t-test on the scores. MTBERT combining all features significantly outperformed the single task version on the CIND (at p value of 0.001, with a large effect size: cohen’s d 2.339). Yet single task BERT achieves 0.39% better F1 score than the MTBERT on NELA dataset, and no significant difference is observed. The reason could be the difference between the construction of the datasets. For example, CIND contains selected samples by Reddit users, which might have clickbait/check-worthy statements. However, NELA samples are collected from RSS of websites where publisher preference has a significant role. That also explains why a title of an article does not improve the results for the NELA.

Like the forecasting task, commonsense knowledge has a positive effect on true positive conspiracy samples on CIND, as seen in Figure 6. However, both BERT models misclassified the samples from propaganda sources mostly as right-lean article (shown in Figures 6,7).

5.3 Evaluating Commonsense Knowledge for Identifying Check-worthy Claims

Finally, we assess the help of commonsense knowledge in detecting check-worthy claims. Therefore,

Feature	Model	Satire	Conspiracy	Propaganda	Neutral	Bias-Left	Bias-Right	F1-Macro
Title	SVM	45.91	21.14	32.34	37.29	40.56	15.04	32.05
	BERT	54.38	33.33	46.67	46.30	49.37	19.24	41.40
	MTBERT	61.79	33.78	45.71	46.63	52.73	22.33	43.83
Body	SVM	87.08	49.56	77.68	77.42	73.40	39.13	67.38
	HAN	48.69	34.71	74.26	70.91	58.20	24.82	51.93
	HAN*	67.41	32.17	66.67	60.23	56.24	28.32	51.84
	BERT	77.18	51.80	82.38	79.74	72.00	40.99	66.90
	MTBERT	73.50	59.20	83.22	78.56	73.54	37.17	67.53
Merged	RDEL	75.72	45.53	55.02	63.11	59.28	26.74	54.66
	3HAN	45.08	25.86	52.25	46.84	34.62	18.15	39.81
	3HAN*	46.21	33.58	60.17	64.77	57.76	25.51	51.61
	BERT	77.79	60.87	83.15	85.66	75.39	43.98	71.14
	MTBERT	67.95	64.29	86.09	74.11	76.60	42.21	68.54

Table 6: Results for the forecasting experiment for false news classification. * indicates that the model using Numberbatch as embeddings. The bold scores are the best results per feature.

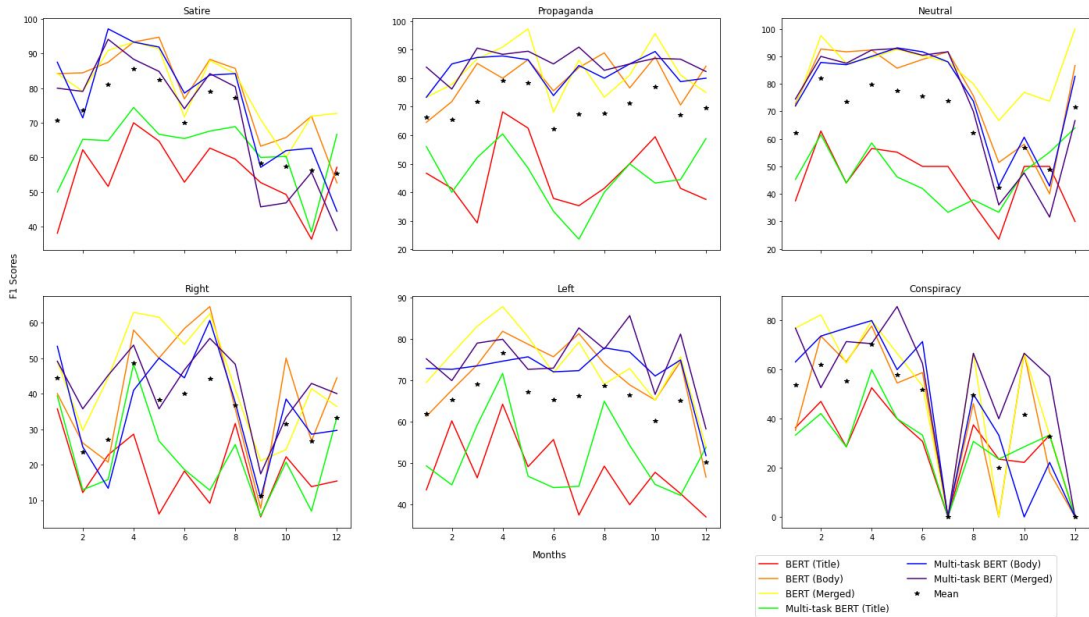


Figure 2: Comparison of single task BERT and MTBERT in forecasting task on CIND dataset. X-axis indicates the months in 2019, y-axis indicates the F1 macro scores.

we evaluate the MTBERT for check-worthy claim detection task (see Section 4.2). We use the splits provided by the authors (Arslan et al., 2020).

Table 8 shows the performance of the models. Utilizing commonsense knowledge significantly improved the scores of each class in the task. As shown in Figure 8, while the single task BERT confused with un/important sentences, MBERT could correctly classified some of the misclassified samples. It implies that commonsense knowledge could help detection of check-worthy claims from the all types of facts in the dataset.

Adding CSQA as a downstream task in check-worthy claim detection was more effective on true positives than multiclass false news classification with the CSQA. That could be due to data for-

mat of commonsense question answering task and check-worthy claim detection task are similar. It had a positive effect on knowledge transfer between the tasks. Both tasks contain short texts, one or two sentences, while samples in the datasets of false news detection tasks are composed of long texts that might bring about less overlapping between the tokens from the task inputs.

6 Discussion

In the experiments on the false news detection task, we found that detecting right-lean articles, in general, was not helpful among the classifiers. The reason for the difficulty in detecting right-lean articles could be a potential data bias. Social media and crowd-sourced platforms tend to lend high visi-

Dataset	Feature	Model	Satire	Conspiracy	Propaganda	Neutral	Bias-Left	Bias-Right	F1-Macro
CIND	Title	SVM	42.68	23.78	20.19	22.07	47.28	12.47	28.08
		BERT	53.47	37.20	26.02	30.75	50.24	17.47	35.86
		MTBERT	53.50	35.68	27.31	29.90	52.11	17.27	35.96
	Body	SVM	72.30	44.90	42.75	39.27	53.62	19.77	42.75
		HAN	61.18	39.34	23.36	34.05	44.41	18.98	36.89
		HAN*	60.15	32.24	19.42	31.26	46.33	17.15	34.43
		BERT	78.82	42.63	23.00	38.94	51.27	26.57	43.54
		MTBERT	75.09	36.69	23.6	49.78	51.41	25.64	43.70
	Merged	RDEL	70.11	37.88	25.12	30.37	48.99	21.76	39.04
		3HAN	54.36	29.37	20.88	31.44	44.83	17.20	33.01
		3HAN*	51.57	31.05	19.85	34.96	42.62	16.94	32.83
		BERT	76.46	43.05	23.34	46.90	51.67	23.35	44.13
MTBERT	78.55	46.95	25.67	48.01	53.95	27.89	46.83		
NELA	Title	SVM	4.08	29.51	33.30	12.78	29.23	19.59	21.42
		BERT	4.59	38.50	27.94	17.89	28.32	20.91	23.02
		MTBERT	6.49	39.80	28.71	15.55	30.16	21.22	23.65
	Body	SVM	8.67	43.03	35.18	22.28	36.02	26.47	28.61
		HAN	3.62	38.43	36.12	20.99	29.41	29.56	26.35
		HAN*	10.25	35.41	33.04	19.12	30.72	26.73	25.88
		BERT	16.28	44.08	38.74	17.25	38.55	34.44	31.56
		MTBERT	10.27	48.24	38.45	15.12	37.4	36.93	31.07
	Merged	RDEL	11.52	39.87	35.12	21.79	33.43	28.80	28.42
		3HAN	9.79	37.79	35.92	18.59	30.98	27.81	26.86
		3HAN*	16.57	36.27	32.90	20.85	32.20	27.53	27.72
		BERT	13.92	50.04	37.94	20.48	38.33	31.24	31.99
MTBERT	17.63	46.29	37.89	21.12	36.47	30.22	31.60		

Table 7: Results of the experiment that the news articles in test set are from previously unseen source. The cells indicate the mean and standard deviation of 5 folds F1 scores for each class and * indicates that the model using Numberbatch as embeddings. The bold scores are the best results per feature and dataset.

Model	CFS	NFS	UFS
ClaimBuster API	37.41	94.13	9.76
ClaimBuster	83.96	94.72	47.31
Single BERT	93.31	98.21	81.82
MTBERT	95.16	98.36	88.00

Table 8: F1 scores of each class in check-worthy claim detection task. The bold scores are the best results.

bility to viral content, which includes right-leaning and left-leaning news publishers that are by definition extreme in their worldviews, coupled with a sensationalist tone. This issue also reflects the existing dataset NELA and our newly collected dataset CIND. In our study, we observed that right-leaning articles are mostly misclassified as left-leaning articles. The difficulty of detecting right-leaning articles is also observed by Potthast et al. (2018) for the hyperpartisan news task. Additionally, Bozarth and Budak (2020) analyzed that fake news are mostly misclassified as right-leaning news and observed that right-leaning news publishers sometimes campaigned false information. The significant difference of our study from the prior studies (Potthast et al., 2018; Bozarth and Budak, 2020) is that we tackle the problem as a multi-class news type classification because different fake news types may have different implications. Biased sources can also misinform the readers (Zannettou et al., 2019; Wardle and Derakhshan, 2017), and fine-grained

detection is vital for prioritizing what should be fact-checked.

We attempt to transfer commonsense knowledge to BERT representations implicitly with a multi-tasking approach. We achieved better performance on the check-worthy claim detection task due to the similar data type with CQSD. A sentence-based approach could be utilized to improve the performance in false news detection tasks and transfer knowledge more effectively than the current method. Also, explicit methods could be used for false news detection tasks. For example, a new task could be introduced, a plausibility detection task on news articles where annotators would evaluate the degree of believability on articles. And then, this task could be used as a downstream task.

7 Conclusion

In this paper, we explore the impact of commonsense knowledge in the tasks of false news classification and check-worthy claim detection. To learn commonsense knowledge implicitly, we fine tune BERT jointly with CSQA for each tasks. The results show that the proposed model can improve the predictions of minority classes in the datasets (e.g conspiracy in CIND, CFS in check-worthy claim detection task). Also, similar formats of the inputs

such as in CSQD and check-worthy claim detection could have a positive effect on performance.

In conclusion, we introduced a new challenging dataset for a false news classification task and to our knowledge, this is the first work that examines the effects of using commonsense knowledge on false news classification and check-worthy claim detection tasks.

References

- Bill Adair, Mark Stencel, Cathy Clabby, and Chengkai Li. 2019. The human touch in automated fact-checking: How people can help algorithms expand the production of accountability journalism. In *Computation+ Journalism Symposium*, pages 1–5.
- Fatma Arslan, Naeemul Hassan, Chengkai Li, and Mark Tremayne. 2020. A benchmark dataset of check-worthy factual claims. In *ICWSM*, pages 821–829. AAAI Press.
- Pepa Atanasova, Lluís Màrquez, Alberto Barrón-Cedeño, Tamer Elsayed, Reem Suwaileh, Wajdi Zaghouani, Spas Kyuchukov, Giovanni Da San Martino, and Preslav Nakov. 2018. Overview of the CLEF-2018 checkthat! lab on automatic identification and verification of political claims. task 1: Check-worthiness. In *CLEF (Working Notes)*, volume 2125 of *CEUR Workshop Proceedings*. CEUR-WS.org.
- Pepa Atanasova, Preslav Nakov, Georgi Karadzhov, Mitra Mohtarami, and Giovanni Da San Martino. 2019. Overview of the CLEF-2019 checkthat! lab: Automatic identification and verification of claims. task 1: Check-worthiness. In *CLEF (Working Notes)*, volume 2380 of *CEUR Workshop Proceedings*. CEUR-WS.org.
- Pepa Atanasova, Jakob Grue Simonsen, Christina Lioma, and Isabelle Augenstein. 2020. Generating fact checking explanations. In *ACL*, pages 7352–7364. Association for Computational Linguistics.
- Dzmitry Bahdanau, Kyunghyun Cho, and Yoshua Bengio. 2015. Neural machine translation by jointly learning to align and translate. In *ICLR*.
- Ramy Baly, Georgi Karadzhov, Dimitar Alexandrov, James R. Glass, and Preslav Nakov. 2018. Predicting factuality of reporting and bias of news media sources. In *EMNLP*, pages 3528–3539. Association for Computational Linguistics.
- Ramy Baly, Georgi Karadzhov, Abdelrhman Saleh, James R. Glass, and Preslav Nakov. 2019. Multi-task ordinal regression for jointly predicting the trustworthiness and the leading political ideology of news media. In *NAACL-HLT (1)*, pages 2109–2116. Association for Computational Linguistics.
- Alberto Barrón-Cedeño, Tamer Elsayed, Preslav Nakov, Giovanni Da San Martino, Maram Hasanain, Reem Suwaileh, Fatima Haouari, Nikolay Babulkov, Bayan Hamdan, Alex Nikolov, Shaden Shaar, and Zien Sheikh Ali. 2020. Overview of checkthat! 2020: Automatic identification and verification of claims in social media. In *CLEF*, volume 12260 of *Lecture Notes in Computer Science*, pages 215–236. Springer.
- Alberto Barrón-Cedeño, Israa Jaradat, Giovanni Da San Martino, and Preslav Nakov. 2019. Propopy: Organizing the news based on their propagandistic content. *Inf. Process. Manag.*, 56(5):1849–1864.
- Jason Baumgartner, Savvas Zannettou, Brian Keegan, Megan Squire, and Jeremy Blackburn. 2020. The pushshift reddit dataset. In *ICWSM*, pages 830–839. AAAI Press.
- Antoine Bosselut, Hannah Rashkin, Maarten Sap, Chaitanya Malaviya, Asli Çelikyilmaz, and Yejin Choi. 2019. COMET: commonsense transformers for automatic knowledge graph construction. In *ACL (1)*, pages 4762–4779. Association for Computational Linguistics.
- Lia Bozarth and Ceren Budak. 2020. Toward a better performance evaluation framework for fake news classification. In *ICWSM*, pages 60–71. AAAI Press.
- Markus M. Breunig, Hans-Peter Kriegel, Raymond T. Ng, and Jörg Sander. 2000. LOF: identifying density-based local outliers. In *SIGMOD Conference*, pages 93–104. ACM.
- Ceren Budak, Divyakant Agrawal, and Amr El Abbadi. 2011. Limiting the spread of misinformation in social networks. In *WWW*, pages 665–674. ACM.
- Sylvie Cazalens, Philippe Lamarre, Julien Leblay, Ioana Manolescu, and Xavier Tannier. 2018. A content management perspective on fact-checking. In *WWW (Companion Volume)*, pages 565–574. ACM.
- Kyunghyun Cho, Bart van Merriënboer, Çaglar Gülçehre, Dzmitry Bahdanau, Fethi Bougares, Holger Schwenk, and Yoshua Bengio. 2014. Learning phrase representations using RNN encoder-decoder for statistical machine translation. In *EMNLP*, pages 1724–1734. ACL.
- Louise Connell and Mark T Keane. 2003. Pam: A cognitive model of plausibility. In *Proceedings of the Annual Meeting of the Cognitive Science Society*, volume 25.
- Louise Connell and Mark T Keane. 2004. What plausibly affects plausibility? concept coherence and distributional word coherence as factors influencing plausibility judgments. *Memory & cognition*, 32(2):185–197.
- Jiachen Du, Lin Gui, Ruifeng Xu, Yunqing Xia, and Xuan Wang. 2020. Commonsense knowledge enhanced memory network for stance classification.

- Pepa Gencheva, Preslav Nakov, Lluís Màrquez, Alberto Barrón-Cedeño, and Ivan Koychev. 2017. A context-aware approach for detecting worth-checking claims in political debates. In *RANLP*, pages 267–276. INCOMA Ltd.
- Bilal Ghanem, Paolo Rosso, and Francisco M. Rangel Pardo. 2020. An emotional analysis of false information in social media and news articles. *ACM Trans. Internet Techn.*, 20(2):19:1–19:18.
- Dan Goldwasser and Xiao Zhang. 2016. Understanding satirical articles using common-sense. *Trans. Assoc. Comput. Linguistics*, 4:537–549.
- Lucas Graves. 2018. Understanding the promise and limits of automated fact-checking. *Factsheet*, 2:2018–02.
- Maurício Gruppi, Benjamin D. Horne, and Sibel Adali. 2020. NELA-GT-2019: A large multi-labelled news dataset for the study of misinformation in news articles. *CoRR*, abs/2003.08444.
- Naeemul Hassan, Bill Adair, James T Hamilton, Chengkai Li, Mark Tremayne, Jun Yang, and Cong Yu. 2015a. The quest to automate fact-checking. In *Proceedings of the 2015 Computation+ Journalism Symposium*.
- Naeemul Hassan, Chengkai Li, and Mark Tremayne. 2015b. Detecting check-worthy factual claims in presidential debates. In *Proceedings of the 24th acm international on conference on information and knowledge management*, pages 1835–1838.
- Naeemul Hassan, Gensheng Zhang, Fatma Arslan, Josue Caraballo, Damian Jimenez, Siddhant Gawsane, Shohedul Hasan, Minumol Joseph, Aaditya Kulkarni, Anil Kumar Nayak, Vikas Sable, Chengkai Li, and Mark Tremayne. 2017. Claimbuster: The first-ever end-to-end fact-checking system. *Proc. VLDB Endow.*, 10(12):1945–1948.
- Benjamin D. Horne, William Dron, Sara Khedr, and Sibel Adali. 2018. Assessing the news landscape: A multi-module toolkit for evaluating the credibility of news. In *WWW (Companion Volume)*, pages 235–238. ACM.
- Hamid Karimi and Jiliang Tang. 2019. Learning hierarchical discourse-level structure for fake news detection. In *NAACL-HLT (1)*, pages 3432–3442. Association for Computational Linguistics.
- Natascha Karlova and Karen E. Fisher. 2013. A social diffusion model of misinformation and disinformation for understanding human information behaviour. *Inf. Res.*, 18(1).
- Elena Kochkina, Maria Liakata, and Arkaitz Zubiaga. 2018. All-in-one: Multi-task learning for rumour verification. In *COLING*, pages 3402–3413. Association for Computational Linguistics.
- David MJ Lazer, Matthew A Baum, Yoichi Benkler, Adam J Berinsky, Kelly M Greenhill, Filippo Menczer, Miriam J Metzger, Brendan Nyhan, Gordon Pennycook, David Rothschild, et al. 2018. The science of fake news. *Science*, 359(6380):1094–1096.
- Xiaodong Liu, Pengcheng He, Weizhu Chen, and Jianfeng Gao. 2019. Multi-task deep neural networks for natural language understanding. In *ACL (1)*, pages 4487–4496. Association for Computational Linguistics.
- Yukun Ma, Haiyun Peng, and Erik Cambria. 2018. Targeted aspect-based sentiment analysis via embedding commonsense knowledge into an attentive LSTM. In *AAAI*, pages 5876–5883. AAAI Press.
- Kai Nakamura, Sharon Levy, and William Yang Wang. 2020. Fakeddit: A new multimodal benchmark dataset for fine-grained fake news detection. In *LREC*, pages 6149–6157. European Language Resources Association.
- Jeppe Nørregaard, Benjamin D. Horne, and Sibel Adali. 2019. NELA-GT-2018: A large multi-labelled news dataset for the study of misinformation in news articles. In *ICWSM*, pages 630–638. AAAI Press.
- Jeffrey Pennington, Richard Socher, and Christopher D. Manning. 2014. Glove: Global vectors for word representation. In *EMNLP*, pages 1532–1543. ACL.
- Verónica Pérez-Rosas, Bennett Kleinberg, Alexandra Lefevre, and Rada Mihalcea. 2018. Automatic detection of fake news. In *COLING*, pages 3391–3401. Association for Computational Linguistics.
- Martin Potthast, Johannes Kiesel, Kevin Reinartz, Janek Bevendorff, and Benno Stein. 2018. A stylistic inquiry into hyperpartisan and fake news. In *ACL (1)*, pages 231–240. Association for Computational Linguistics.
- Hannah Rashkin, Eric Bell, Yejin Choi, and Svitlana Volkova. 2017a. [Multilingual connotation frames: A case study on social media for targeted sentiment analysis and forecast](#). In *Proceedings of the 55th Annual Meeting of the Association for Computational Linguistics (Volume 2: Short Papers)*, pages 459–464, Vancouver, Canada. Association for Computational Linguistics.
- Hannah Rashkin, Eunsol Choi, Jin Yea Jang, Svitlana Volkova, and Yejin Choi. 2017b. Truth of varying shades: Analyzing language in fake news and political fact-checking. In *EMNLP*, pages 2931–2937. Association for Computational Linguistics.
- Benjamin Riedel, Isabelle Augenstein, Georgios P. Spithourakis, and Sebastian Riedel. 2017. A simple but tough-to-beat baseline for the fake news challenge stance detection task. *CoRR*, abs/1707.03264.

- Victoria L. Rubin, Yimin Chen, and Niall J. Conroy. 2015. Deception detection for news: Three types of fakes. In *ASIST*, volume 52 of *Proceedings of the Association for Information Science and Technology*, pages 1–4. Wiley.
- Sebastian Ruder. 2017. An overview of multi-task learning in deep neural networks. *CoRR*, abs/1706.05098.
- Victor Sanh, Lysandre Debut, Julien Chaumond, and Thomas Wolf. 2019. Distilbert, a distilled version of BERT: smaller, faster, cheaper and lighter. *CoRR*, abs/1910.01108.
- Kai Shu, Amy Sliva, Suhang Wang, Jiliang Tang, and Huan Liu. 2017. Fake news detection on social media: A data mining perspective. *SIGKDD Explorations*, 19(1):22–36.
- Sneha Singhania, Nigel Fernandez, and Shrisha Rao. 2017. 3han: A deep neural network for fake news detection. In *ICONIP (2)*, volume 10635 of *Lecture Notes in Computer Science*, pages 572–581. Springer.
- Robyn Speer, Joshua Chin, and Catherine Havasi. 2017. [ConceptNet 5.5: An open multilingual graph of general knowledge](#). pages 4444–4451.
- Alon Talmor, Jonathan Herzig, Nicholas Lourie, and Jonathan Berant. 2019. Commonsenseqa: A question answering challenge targeting commonsense knowledge. In *NAACL-HLT (1)*, pages 4149–4158. Association for Computational Linguistics.
- James Thorne and Andreas Vlachos. 2018. Automated fact checking: Task formulations, methods and future directions. In *COLING*, pages 3346–3359. Association for Computational Linguistics.
- Fatemeh Torabi Asr and Maite Taboada. 2019. Big data and quality data for fake news and misinformation detection. *Big Data & Society*, 6(1):2053951719843310.
- Svitlana Volkova, Kyle Shaffer, Jin Yea Jang, and Nathan Oken Hodas. 2017. Separating facts from fiction: Linguistic models to classify suspicious and trusted news posts on twitter. In *ACL (2)*, pages 647–653. Association for Computational Linguistics.
- Soroush Vosoughi, Deb Roy, and Sinan Aral. 2018. The spread of true and false news online. *Science*, 359(6380):1146–1151.
- Liang Wang, Meng Sun, Wei Zhao, Kewei Shen, and Jingming Liu. 2018. Yuanfudao at semeval-2018 task 11: Three-way attention and relational knowledge for commonsense machine comprehension. In *SemEval@NAACL-HLT*.
- Claire Wardle and Hossein Derakhshan. 2017. Information disorder: Toward an interdisciplinary framework for research and policy making. *Council of Europe report*, 27.
- Thomas Wolf, Lysandre Debut, Victor Sanh, Julien Chaumond, Clement Delangue, Anthony Moi, Pierric Cistac, Tim Rault, R’emi Louf, Morgan Funtowicz, and Jamie Brew. 2019. Huggingface’s transformers: State-of-the-art natural language processing. *ArXiv*, abs/1910.03771.
- Zhenhui Xu, Qiang Li, Wei Chen, Yingbao Cui, Zhen Qiu, and Tengjiao Wang. 2019. Opinion-aware knowledge embedding for stance detection. In *Asia-Pacific Web (APWeb) and Web-Age Information Management (WAIM) Joint International Conference on Web and Big Data*, pages 337–348. Springer.
- Zichao Yang, Diyi Yang, Chris Dyer, Xiaodong He, Alexander J. Smola, and Eduard H. Hovy. 2016. Hierarchical attention networks for document classification. In *HLT-NAACL*, pages 1480–1489. The Association for Computational Linguistics.
- Savvas Zannettou, Tristan Caulfield, Emiliano De Cristofaro, Nicolas Kourtellis, Ilias Leontiadis, Michael Sirivianos, Gianluca Stringhini, and Jeremy Blackburn. 2017. The web centipede: understanding how web communities influence each other through the lens of mainstream and alternative news sources. In *Internet Measurement Conference*, pages 405–417. ACM.
- Savvas Zannettou, Michael Sirivianos, Jeremy Blackburn, and Nicolas Kourtellis. 2019. The web of false information: Rumors, fake news, hoaxes, clickbait, and various other shenanigans. *J. Data and Information Quality*, 11(3):10:1–10:37.
- Peixiang Zhong, Di Wang, and Chunyan Miao. 2019a. Knowledge-enriched transformer for emotion detection in textual conversations. In *EMNLP/IJCNLP (1)*, pages 165–176. Association for Computational Linguistics.
- Wanjun Zhong, Duyu Tang, Nan Duan, Ming Zhou, Jiahai Wang, and Jian Yin. 2019b. Improving question answering by commonsense-based pre-training. In *NLPCC (1)*, volume 11838 of *Lecture Notes in Computer Science*, pages 16–28. Springer.
- Xinyi Zhou and Reza Zafarani. 2020. A survey of fake news: Fundamental theories, detection methods, and opportunities. *ACM Computing Surveys (CSUR)*.

Appendix

7.1 Details on CIND

7.1.1 Sample Distributions based on source type and subreddit

This section gives more details about CIND. Figure 3 and 4 show the distributions of source types in each subreddit that we used. In the diagrams, `bias` tag combines bias-right and bias-left articles. Even though we could expect that some subreddits contain only specific source types, some source types are shared within multiple subreddits. For instance, neutral sources are seen in each subreddits.

7.1.2 Sample distributions on forecasting and unseen prediction tasks

Split	Conspiracy	Bias-Left	Neutral	Propaganda	Bias-Right	Satire
Train	574	955	844	847	1019	859
Test	50	399	257	227	130	437

Table 9: Data splits for the forecasting task.

Fold	Split	Conspiracy	Bias-Left	Neutral	Propaganda	Bias-Right	Satire
1	Train	662	1610	1146	1102	1087	1899
	Test	60	271	219	105	192	77
2	Train	689	1467	1330	1189	1198	1724
	Test	33	414	35	21	81	252
3	Train	493	1500	1301	1167	1226	1864
	Test	229	381	64	40	53	112
4	Train	666	1653	1072	1173	1198	1686
	Test	56	228	293	34	81	290
5	Train	648	1770	1162	1094	1057	1859
	Test	74	111	203	113	222	117

Table 10: Data splits for the unseen prediction task.

Tables 9 and 10 include overview of the class distributions for the forecasting and unseen prediction tasks on CIND.

7.2 Experimental Settings

7.2.1 Preprocessing

For false news detection task, we apply the following steps by using `clean-text` to the news articles before encoding them as an input of the models library⁶:

- We lower tokens.
- We replace urls, emails, phones, numbers and currency symbols with specific tags.
- We fix the unicodes and remove all whitespaces.

7.2.2 Training and Model Parameters

We list the hyperparameters of each model and parameters for training them in Table 11.

⁶<https://pypi.org/project/clean-text/>



Figure 3: Sample distributions per source type and per subreddit.

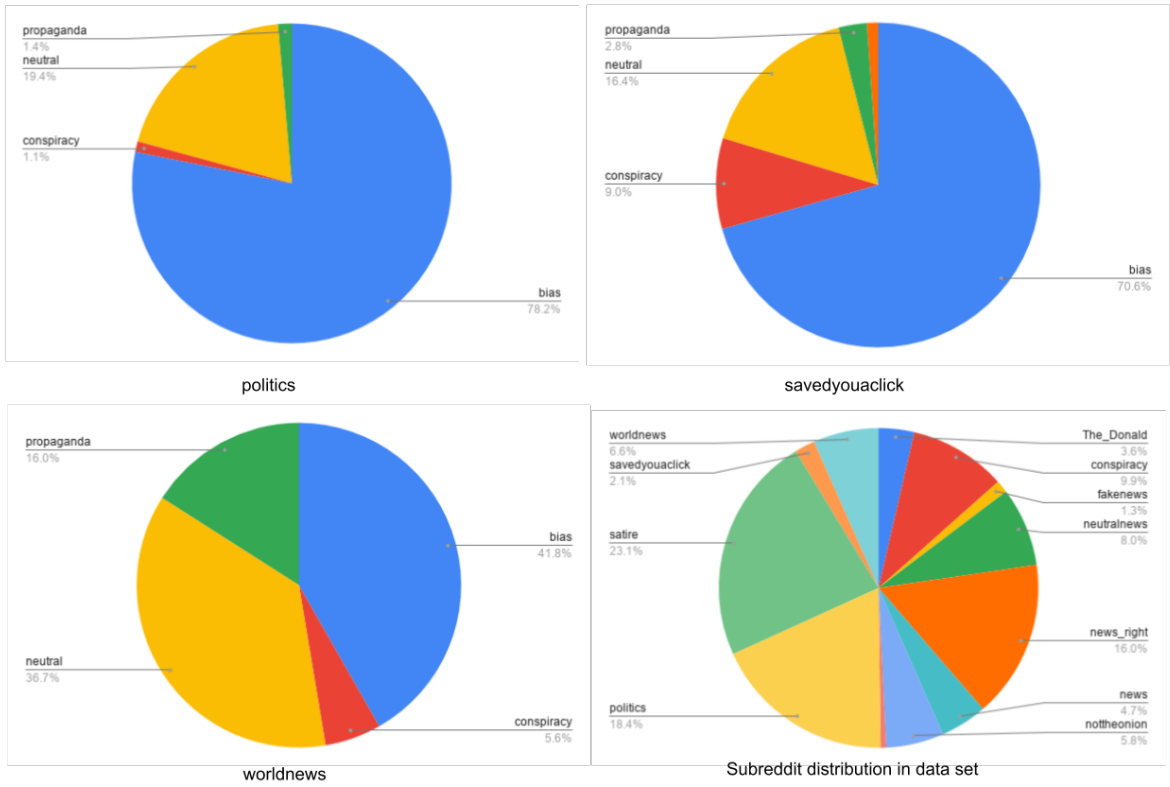
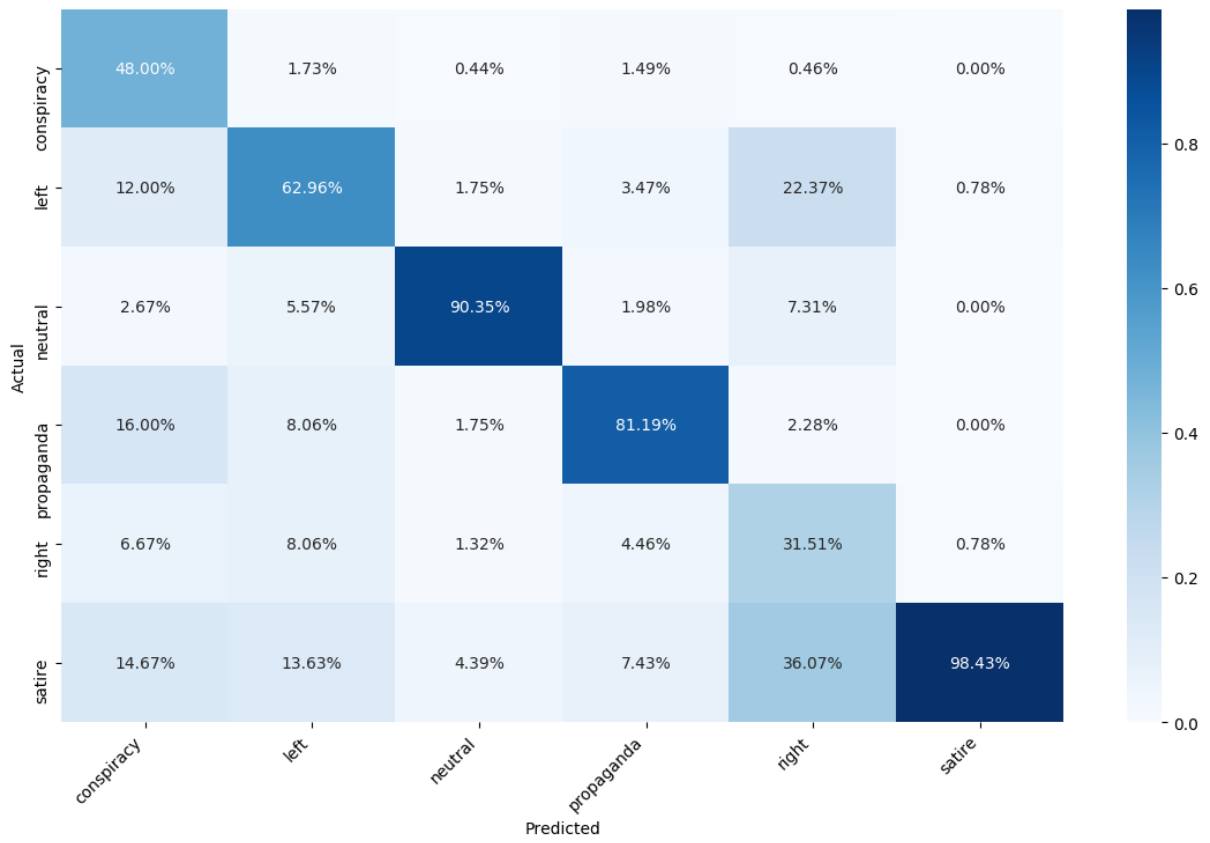


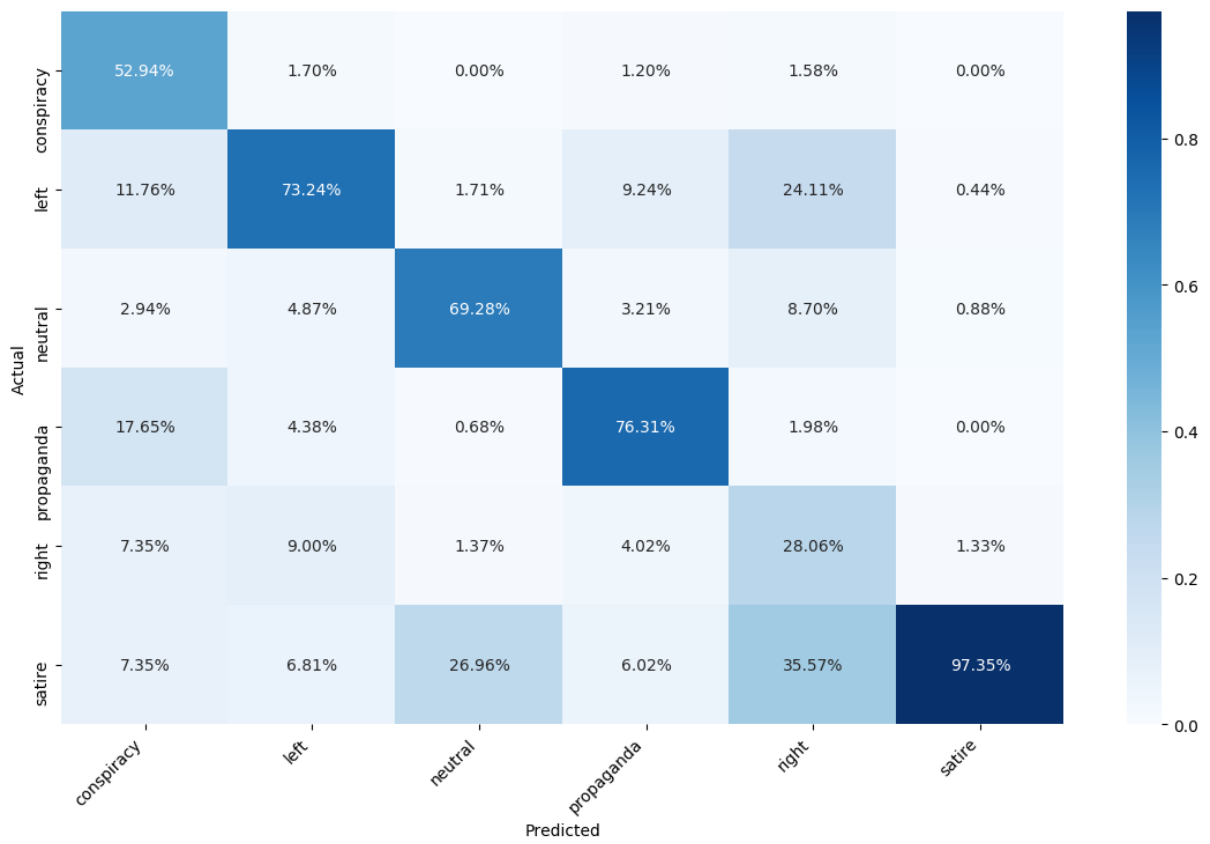
Figure 4: Sample distributions per source type and per subreddit. (Cont.)

Model	Parameter Name	Value	
3HAN	<i>max length of words</i>	20	
	<i>max length of headline</i>	20	
	<i>max length of sentences</i>	30	
	<i>pretrained model</i>	Glove	
		Numberbatch	
	<i>hidden dim</i>	50	
	<i>word dropout</i>	0.4	
	<i>sentence dropout</i>	0.4	
	<i>title-body dropout</i>	0.4	
	<i>max length of vocabulary</i>	25000	
	<i>batch size</i>	8	
	<i>epochs</i>	100	
		(with early stopping)	
		<i>clipnorm</i>	5
	<i>learning rate</i>	1e-3	
HAN	<i>max length of words</i>	20	
	<i>max length of sentences</i>	30	
	<i>pretrained model</i>	Glove	
		Numberbatch	
	<i>hidden dim</i>	50	
	<i>word dropout</i>	0.4	
	<i>sentence dropout</i>	0.4	
	<i>max length of vocabulary</i>	25000	
	<i>batch size</i>	8	
	<i>epochs</i>	100	
		(with early stopping)	
		<i>clipnorm</i>	5
		<i>learning rate</i>	1e-3
	SVM	<i>max length of vocabulary</i>	25000
RDEL	<i>max length of vocabulary</i>	25000	
	<i>epochs</i>	100	
	(with early stopping)		
	<i>clipnorm</i>	5	
	<i>learning rate</i>	1e-3	
BERT	<i>batch size</i>	2	
&	<i>learning rate</i>	2e-5	
Multitask	<i>epochs</i>	4	
BERT	<i>max length of body</i>	512	
	<i>max length of title or statement</i>	128	

Table 11: Training parameters and hyperparameters for each model.

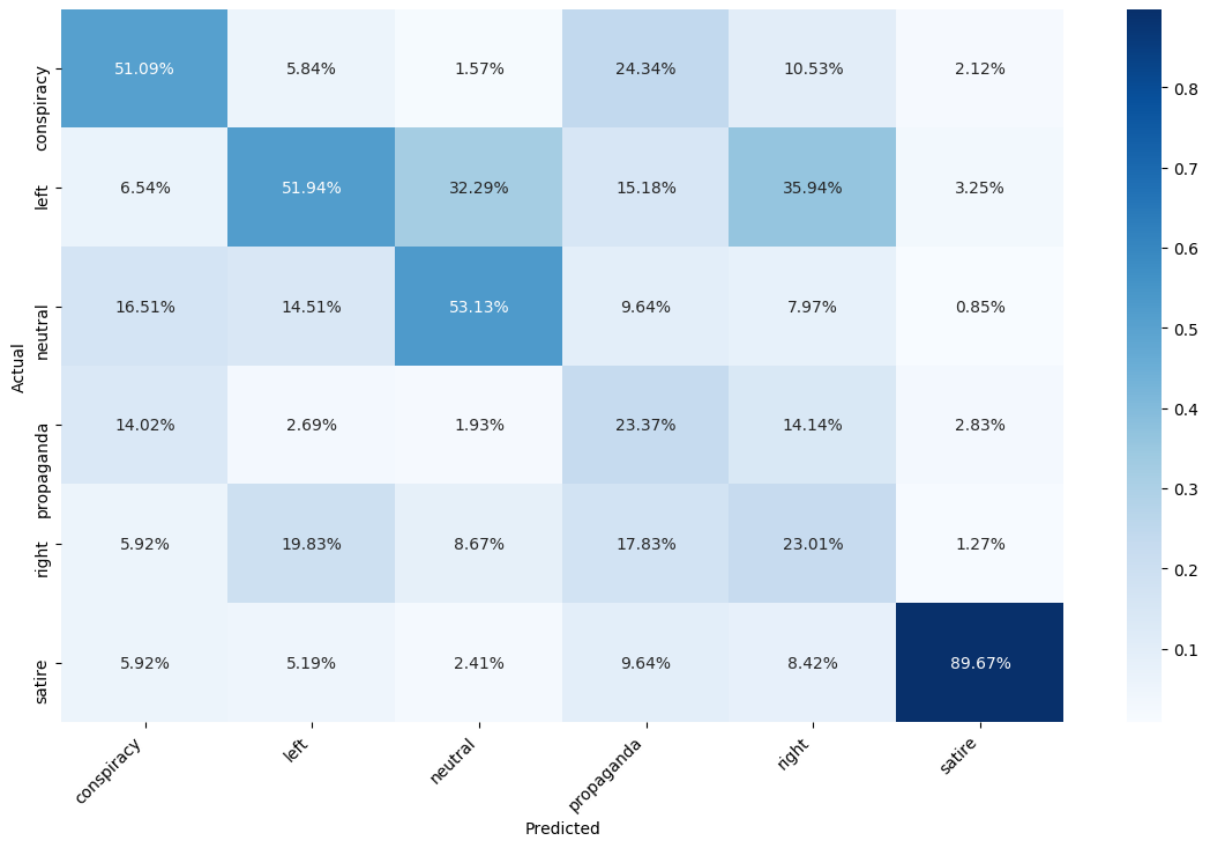


(a) Single BERT

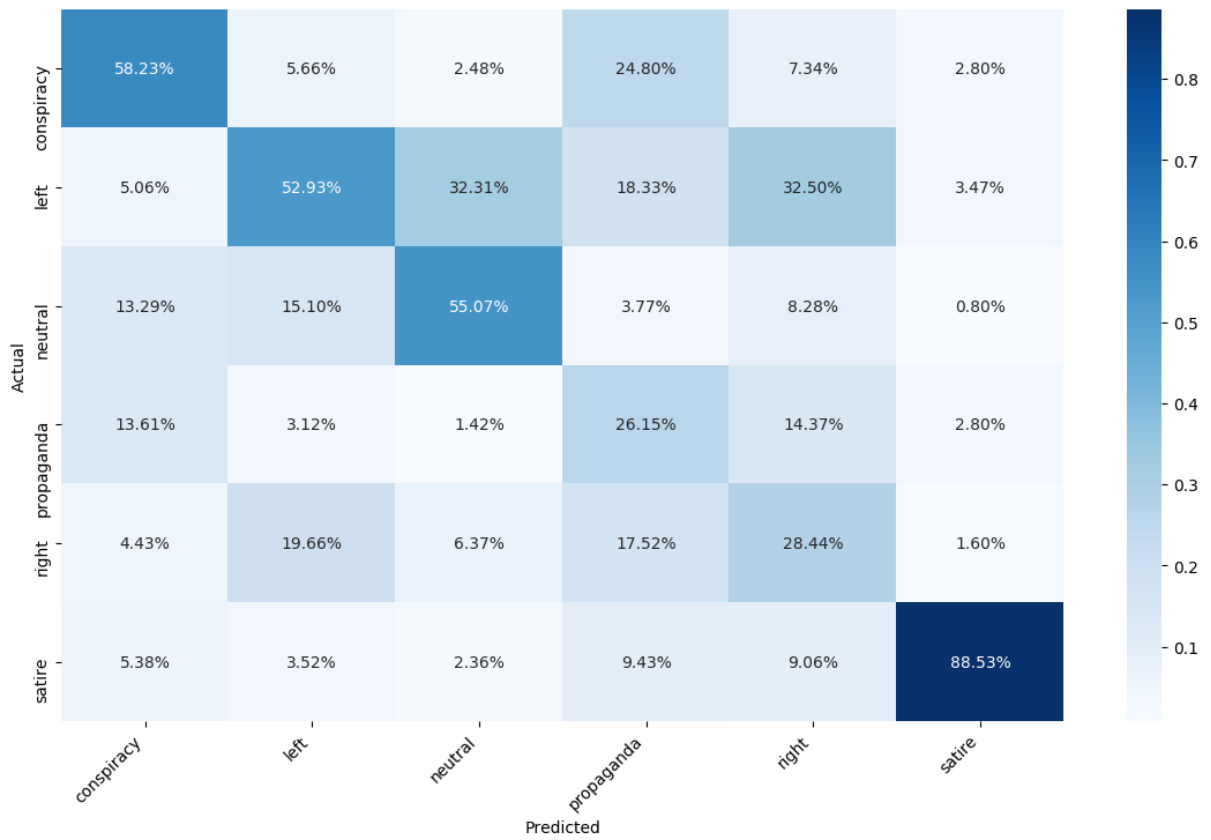


(b) Multitask BERT

Figure 5: Confusion Matrices of Predictions from Single BERT and Multitask BERT on the forecasting task.

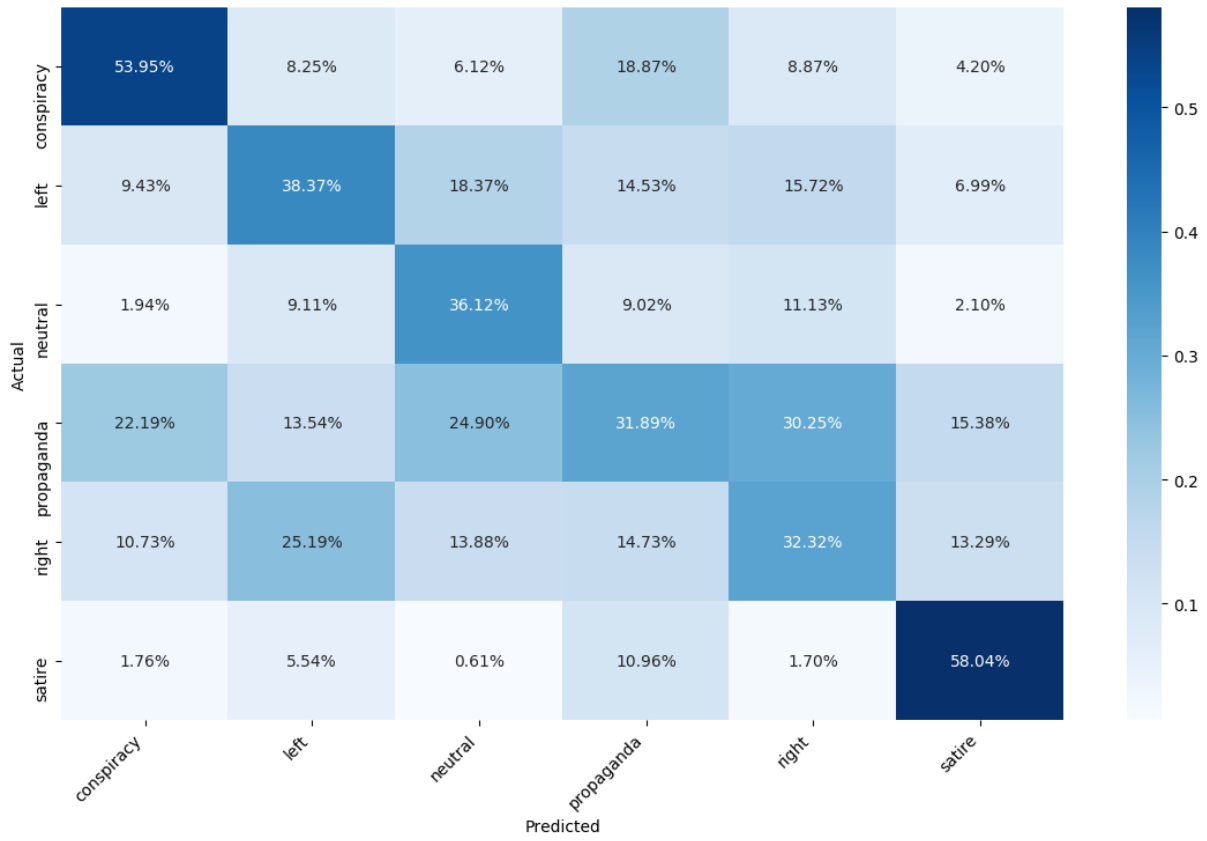


(a) Single BERT

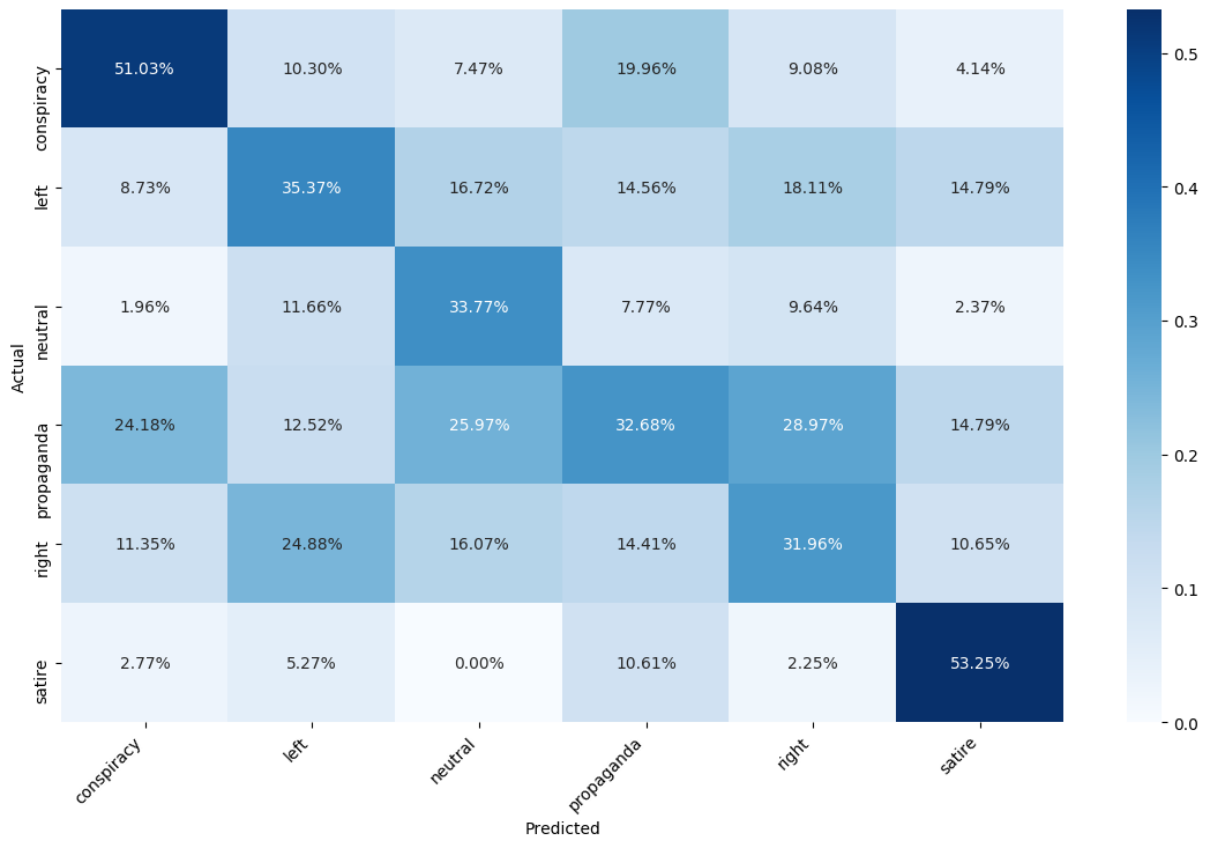


(b) Multitask BERT

Figure 6: Confusion Matrices of Predictions of Single BERT and Multitask BERT from the unseen prediction task on CIND dataset.

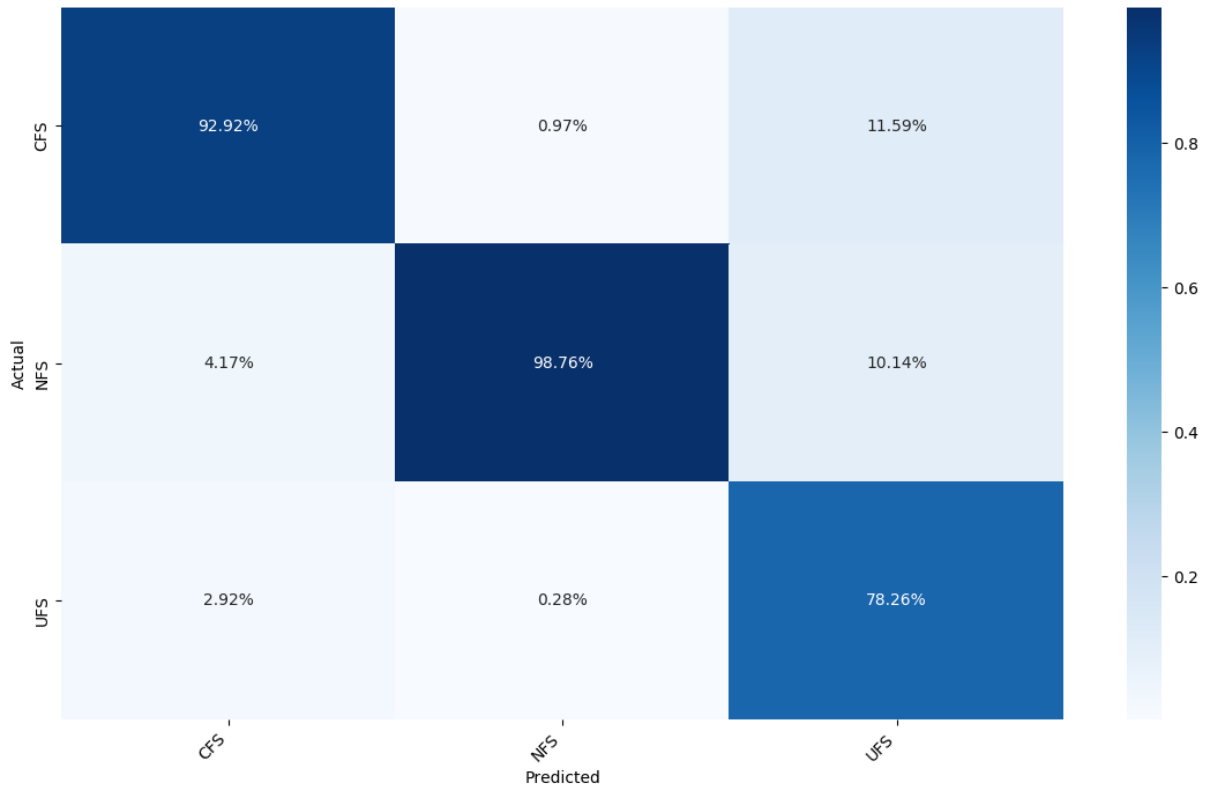


(a) Single BERT

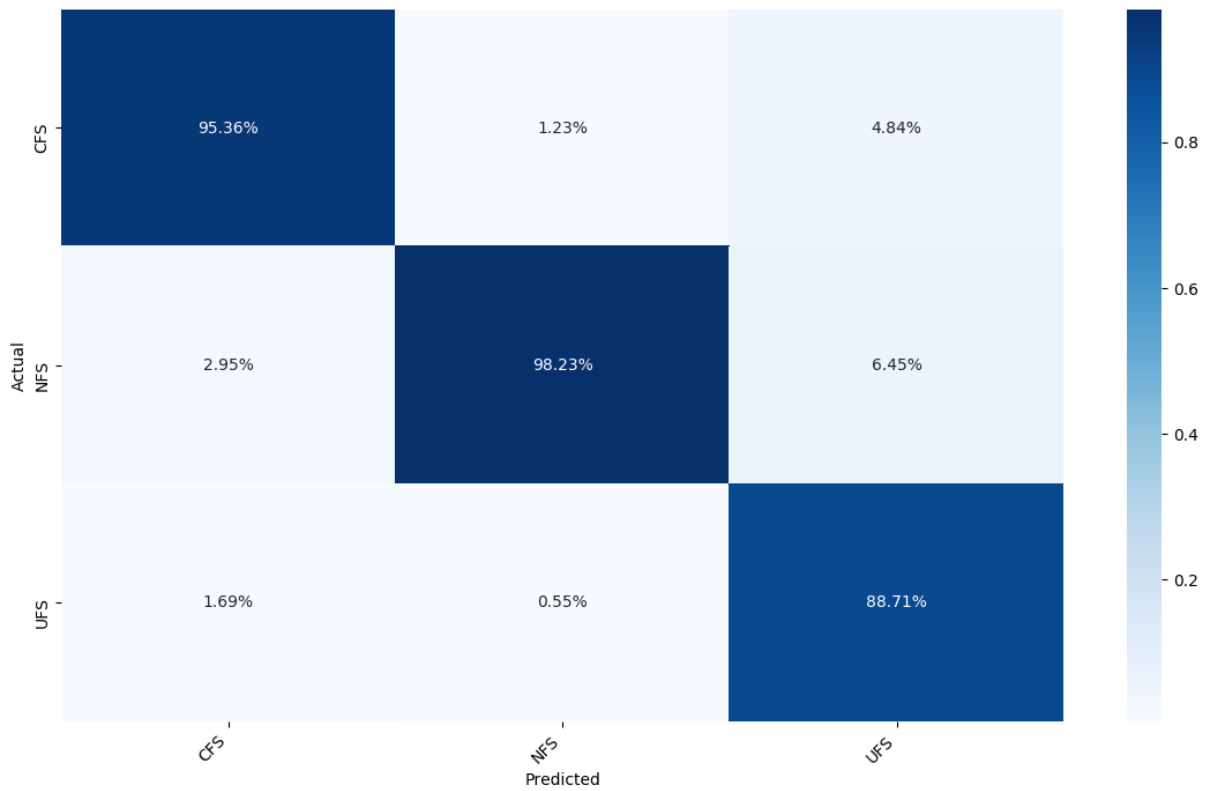


(b) Multitask BERT

Figure 7: Confusion Matrices of Predictions from Single BERT and Multitask BERT on NELA dataset.



(a) Single BERT



(b) Multitask BERT

Figure 8: Confusion Matrices of Predictions from Single BERT and Multitask BERT on the check-worthiness detection task.