

Time-reversal-broken Weyl semimetal in the Hofstadter regime

Faruk Abdulla^{1*}, Ankur Das^{2†}, Sumathi Rao^{1,3}, Ganpathy Murthy⁴

1 Harish-Chandra Research Institute, HBNI, Chhatnag Road, Jhansi, Allahabad, India

2 Department of Condensed Matter Physics, Weizmann Institute of Science, Israel

3 International Centre for Theoretical Sciences, Tata Institute of Fundamental Research, Bengaluru, India

4 Department of Physics and Astronomy, University of Kentucky, Lexington, KY, USA

*farukabdulla@hri.res.in, †ankur.das@weizmann.ac.il

Abstract

We study the phase diagram for a lattice model of a time-reversal-broken three-dimensional Weyl semimetal (WSM) in an orbital magnetic field with a flux of p/q per unit cell. In addition to trivially insulating and layered Chern insulating (LCI) phases, we find new WSM phases with $2q$, $4q$, $6q$, and $8q$ Weyl nodes. In a robust region of the parameter space (consisting of the ratios of hopping parameters in the different directions) the LCI coexists with the WSM. We analyze the dispersions of the bulk and surface states in the phases and at the phase boundaries, and conclude with the behavior of the spectrum in the limit of small orbital flux.

1 Introduction

Weyl semimetals (WSM) [1–11] are examples of topological quantum matter which are not fully insulating in the bulk but have an even number of points in the Brillouin zone called Weyl nodes where the conduction and valence bands touch each other. Each Weyl node has a topological charge and acts as a source or sink of the Berry phase in momentum space. The gapless surface states of the WSM consist of Fermi arcs in the surface Brillouin zone (SBZ) which join the projections of the Weyl nodes onto the SBZ.

It is well-known [12–15] that in the presence of parallel external electric and magnetic fields, transport in the WSM is anomalous due to the chiral anomaly, due to which the density of electrons at individual nodes is not conserved. This causes the electrons to be pumped from one Weyl node to another with opposite topological charge until this process is balanced by internode scattering. The surface Fermi arcs also show interesting quantum oscillations [16–19] in an applied magnetic field. Semiclassically, the Lorentz force causes the electrons to move along the Fermi arc, tunnel through the bulk at the Weyl node and then complete the circuit via the Fermi arc on the other surface and tunneling back through the bulk.

Beyond the semiclassical limit, the effect of orbital magnetic fields on the WSM has been well-studied [12, 15, 20–22] in the continuum limit (magnetic length $\ell = \sqrt{\frac{\hbar}{eB}}$ is much larger than the lattice spacing a), where the \mathbf{B} field is weak enough that attention can be restricted to states very close to the Weyl nodes. Coming to strong fields, Roy and co-workers [23]

have characterized the Hofstadter-Weyl butterfly in a simple two-band model with two Weyl nodes, where the magnetic field is applied parallel to the separation between the Weyl nodes. There has also been some work [24, 25] on obtaining the energy spectra for the Hofstadter Hamiltonians for Weyl and double-Weyl semimetals, where the systems are shown to exhibit 3D quantum Hall effect [18, 26, 27] for appropriate hopping parameters and rational fluxes.

We go beyond previous work in two ways. First, we consider a two-band model with fully anisotropic hoppings, which, in the absence of external flux, allows access to WSMs with 2, 4, 6, and 8 Weyl nodes and the layered Chern insulator. In this model, the Fermi arcs (if any) all lie along the same direction, which we take to be x . Second, we consider the case when the external \mathbf{B} field is perpendicular to the separation between the nodes.

Our central result is the set of phase diagrams for each q (where p/q quanta of flux go through each unit cell). Many features of the phase diagrams are universal and independent of p . The phases consist of Weyl semi-metals with $2q$, $4q$, $6q$, or $8q$ Weyl nodes, a layered Chern insulator which sometimes coexists with a WSM with $2q$ Weyl nodes, and a trivial insulator.

For a certain restricted, but still nontrivial, set of parameters, we are able to solve for the phase boundaries analytically, which enables us to go to very large values of q . The phase diagram in most of the parameter space approaches a limit as $q \rightarrow \infty$. The exception is a complicated patchwork of many phases occurring in a narrow band, whose width vanishes as $q \rightarrow \infty$. The spectrum does depend on p but also has universal features. Though the phases in the large- q limit seem to differ from those at $\mathbf{B} = \mathbf{0}$, an examination of the asymptotic behavior of the gap enables us to make contact with the semiclassical limit. Transitions between phases with differing numbers of Weyl nodes occur via the creation/annihilation of pairs of Weyl nodes of opposite topological charge. The bulk dispersion at the location of the phase transition is quadratic in one direction but linear in the other two. The corresponding surface spectrum of the Fermi arcs is also quadratic in one direction but linear in the other at the phase transitions.

The plan of the paper is as follows. In Sec. 2, we introduce the fully anisotropic two-band lattice model of a WSM with broken time-reversal symmetry and obtain its phase diagram at zero flux. In Sec. 3 we obtain the phase boundaries analytically for p/q flux quanta piercing each unit cell in a direction perpendicular to the Weyl-node separation (the x direction). In Sec. 4 we study the dispersions in the bulk and the surface, paying particular attention to gapless surface states. In Sec. 5 we discuss the weak-field limit in detail and make contact with the continuum description. We conclude in Sec. 6 with a summary, potential caveats in our results, the effects of disorder, and possible directions for the future. A number of straightforward mathematical details are relegated to the appendices.

2 The lattice model and its phase diagram at zero flux

We begin with a time-reversal-broken two-band lattice model [27] of Weyl semi-metal defined on a cubic lattice given by the following Hamiltonian

$$H = \sum_{\mathbf{n}, j} c^\dagger(\mathbf{n}) 2M \sigma_x c(\mathbf{n}) - \left(c^\dagger(\mathbf{n} + a\hat{e}_j) T_j c(\mathbf{n}) + H.c. \right) \quad (1)$$

where $\mathbf{n} = a(n_x, n_y, n_z)$, n_i being integers, denote the lattice sites, \hat{e}_j is the unit vector along j^{th} direction, the σ_i 's are the Pauli matrices representing the (pseudo)spin and $\mathbf{c}(\mathbf{n}) =$

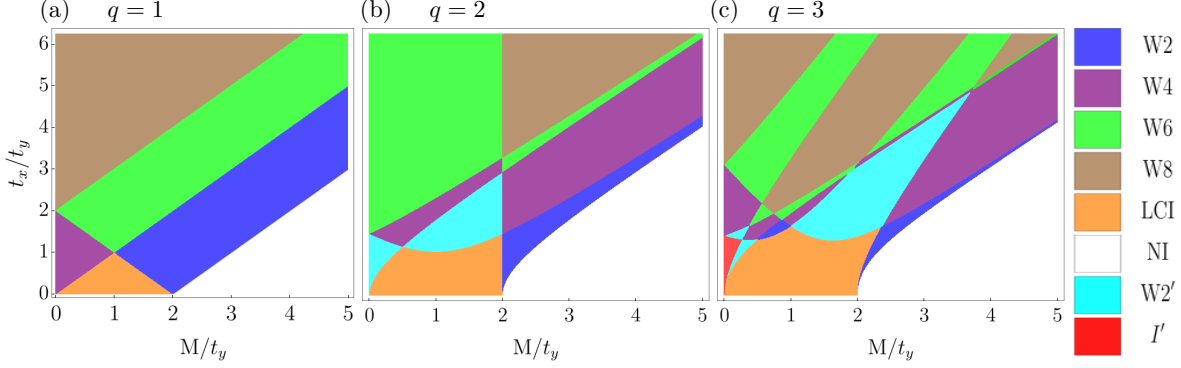


Figure 1: The phase diagram for (a) zero field ($q = 1$) and (b)-(c) for finite commensurate fields ($q = 2, 3$), with $t_z^{(1)} = t_y^{(1)} = t_y$. (a) The gapless phases consisting of WSM phases with 1, 2, 3, and 4 pairs of Weyl nodes are shown in blue, purple, green, and brown. The gapped phase (in orange) is a layered Chern insulator (LCI), where the 2D Chern layers are coupled via t_x . The white region at the right bottom corner represents a trivial insulator. In (b)-(c) the WSM phases have $2q$, $4q$, $6q$, and $8q$ Weyl nodes in the bulk, labeled W2, W4, W6, and W8 respectively. In non-zero magnetic fields, two additional phases appear which are labeled W2' and I' . The W2' phase (aqua) is gapless and has $2q$ Weyl nodes, but coexists with an LCI, and hence possesses gapless surface modes in addition to the usual Fermi arcs. The I' phase is a gapped, topologically trivial, insulating phase but has counterpropagating zero-energy surface states protected by crystal symmetries. We also note that the gapped LCI and I' phases take up regions from the WSM phases and expand with increasing q . We emphasize that the phases of the same color in (a), (b), and (c) are not identical. The number of Weyl nodes in corresponding phases is related by the factor q .

$(c_\uparrow(\mathbf{n}), c_\downarrow(\mathbf{n}))^T$ are the two-component fermions. The hopping matrices T_j , $j = (x, y, z)$, are given by: $T_x = t_x \sigma_x$, $T_y = t_y^{(1)} \sigma_x + it_y^{(2)} \sigma_y$ and $T_z = t_z^{(1)} \sigma_x + it_z^{(2)} \sigma_z$. The lattice constant a is set to be unity for the rest of the paper. This model has been studied earlier for isotropic hoppings $t_x = t_y^{(1)} = t_z^{(1)} = t_1$, $t_y^{(2)} = t_z^{(2)} = t_2$ and with $t_1 = t_2$ and is known [23, 28] to have a Weyl semimetal (WSM) phase for $|M/t_1| < 3$. Microscopically, the pseudospin label arises from spin-orbit coupling, leading to eigenstates which are linear combinations of spin and orbital eigenstates.

To set the stage for our nonzero flux results, we first analyse the model at zero flux in the full parameter space. We find that the topological phase diagram, in general, depends only on three of the hoppings $(t_x, t_y^{(1)}, t_z^{(1)})$ and the onsite mass parameter M , which are all real. The Bloch Hamiltonian in \mathbf{k} -space is

$$h(\mathbf{k}) = 2 \left(M - t_x \cos k_x - t_y^{(1)} \cos k_y - t_z^{(1)} \cos k_z \right) \sigma_x + 2t_y^{(2)} \sin k_y \sigma_y + 2t_z^{(2)} \sin k_z \sigma_z. \quad (2)$$

Since the second and third terms vanish at $k_y = 0, \pi$ and $k_z = 0, \pi$ respectively, the gapless points in the energy spectrum along with k_x directions are given by the zeroes of the first

term

$$\cos k_x = \left(M - (-1)^\mu t_y^{(1)} - (-1)^\nu t_z^{(1)} \right) / t_x. \quad (3)$$

Note that here both μ and ν take values 0 and 1, depending on the k_y and k_z values being 0 and π respectively. The above equation represents a set of four equations whose solutions are the Weyl nodes of the model, each equation potentially producing a pair of Weyl nodes. Since both μ and ν take two values each, and each equation can have two values of k_x where the spectrum can be gapless, there could be upto eight distinct Weyl nodes. Of course, not all parameter values support eight solutions. We label the WSM phases with 1, 2, 3 and 4 pairs of Weyl nodes as W2, W4, W6, and W8 in Fig. 1(a) respectively.

We now show how to obtain the phase boundaries in the (M, t_x) parameter space from Eq. 3. The left hand side of Eq. 3 is $\cos k_x$ which lies in the range $[-1, 1]$. Equation 3 has a solution only in the range of parameters for which the right hand side also lies in the same range for a given μ, ν . Recall that different μ, ν correspond to different values of k_y, k_z . Thus, Weyl nodes at different μ, ν cannot annihilate each other. A phase transition corresponds to a change in the number of Weyl nodes at a specific μ, ν , which can only occur when two Weyl nodes are either created or destroyed. Eq. 3 shows that if k_{x0} is a solution, so is $-k_{x0}$. The two solutions can be created/annihilated only when they coincide in the BZ, which means at $k_{x0} = 0, \pi$. Therefore, at a putative phase transition, the right hand side of Eq. 3 should be at the boundary of its allowed range, namely $\pm 1 = (-1)^\delta$. Thus the condition for the phase transition is,

$$M - (-1)^\delta t_x = (-1)^\mu t_y^{(1)} + (-1)^\nu t_z^{(1)}. \quad (4)$$

The above equation represents a set of eight equations because δ takes the two values 0 ($k_x = 0$) and 1 ($k_x = \pi$). Clearly, the equations are symmetric under $M \rightarrow -M$ and $t_x \rightarrow -t_x$, because this does not lead any new conditions - it merely shuffles the set of eight equations. Therefore, we can restrict ourselves to $M \geq 0$ and $t_x \geq 0$.

In addition to WSM phases and a trivial insulator, we find a layered Chern insulator (LCI) with a bulk gap. The LCI phase can be imagined as a stack (along the x -direction) of 2D Chern insulator layers in the y - z plane which are tunnel-coupled via t_x . When $t_x = 0$, we have a set of disconnected 2D Chern insulator layers for $M < 2$ (for $M > 2$, it is a trivial insulator, see Fig. 1(a)), with a Chern number $C = 1$ per layer. For $t_x \neq 0$, this simple picture no longer holds, but one can compute the Chern number $C(k_x)$ for each value of k_x by integrating the Berry curvature over the two dimensional (k_y, k_z) BZ. We obtain $C(k_x) = 1$ for each k_x showing that the LCI is adiabatically connected to the $t_x = 0$ limit. The LCI phase has the expected surface state, which is the collection of quantum Hall-like chiral edge states of the 2D Chern insulators, spanning the entire Brillouin zone. We note here that increasing tunnel-coupling t_x runs a phase transition from LCI to WSM (also clear from the phase diagram Fig. 1(a)) [29].

The Fermi arc surface states in all the WSM phases as well as in the LCI phase are (pseudo)spin-polarized along the z -direction. The surface states which are localized on the x - y crystal surface have the low energy dispersion $E(k_x, k_y) \propto k_y$, and the surface states which are localized on the x - z crystal surface have the low energy dispersion $E(k_x, k_z) \propto k_z$. For completeness, we have shown the spectra for some of the phases in Appendix A. We have also

shown plots of a few surface states and numerically confirmed their pseudospin polarizations and the directions of their velocities.

3 The phase diagrams for p/q flux quanta per unit cell

3.1 Hamiltonian in Hofstadter regime

Now we are ready to examine how the phase diagram at zero orbital flux (Fig. 1(a)) gets modified in the presence of an orbital magnetic field. Note that we consider the orbital effect only. The reason is the following: The orbital coupling, since it couples to the charge degree of freedom, is universal. On the other hand, the pseudospin label is a \mathbf{k} -dependent linear combination of spin and orbital labels, which does depend sensitively on the microscopic material parameters. In any case, the most general form of the Zeeman coupling in our Hilbert space is

$$H_Z = \gamma(\mathbf{k})B\hat{n}(\mathbf{k}) \cdot \boldsymbol{\sigma} \quad (5)$$

Provided $\gamma(\mathbf{k})$ is not too large, the effect of the Zeeman coupling will be to shift the locations of the Weyl nodes (if present), and shift the phase boundaries. Since the Zeeman coupling is not expected to introduce anything qualitatively different, we will ignore it in the following.

We consider an orbital flux along the z -direction perpendicular to the xy plane. The hopping terms in the Hamiltonian pick up a nontrivial phase factor under Peierls substitution [30]. We will work in the Landau gauge $\mathbf{A} = (-y, 0, 0)B$, where only the hopping in the x -direction picks up a nontrivial phase so that the Hamiltonian in a magnetic field is obtained from Eq. 1 by the replacement $T_x \rightarrow T_x \exp(-i2\pi y\phi/\phi_0)$. We will restrict ourselves to the case where the flux ϕ (in units of the quantum flux $\phi_0 = h/e$) per unit cell is commensurate i.e. $\phi = Ba^2/\phi_0 = p/q$, where p and q are relatively prime, so that translation symmetry along the y -direction is restored with a larger unit cell [31]. To diagonalize the Hamiltonian, we define a magnetic unit cell which is q times the original unit cell, extended in the y -direction. Upon Fourier transformation with respect to the Bravais lattice sites of the magnetic unit cell, the following Bloch Hamiltonian is obtained as

$$h_\phi(\mathbf{k}) = \sum_{\alpha=0}^{q-1} c_\alpha^\dagger(\mathbf{k}) [f_1^\alpha(\mathbf{k})\sigma_x + f_3^\alpha(\mathbf{k})\sigma_z] c_\alpha(\mathbf{k}) - \left(c_{[\alpha+1]}^\dagger(\mathbf{k}) e^{iqk_y\delta_{(\alpha,q-1)}} T_y c_\alpha(\mathbf{k}) + H.c. \right). \quad (6)$$

We will refer to $h_\phi(\mathbf{k})$ as the Hofstadter Hamiltonian, where $\alpha = 0, 1, \dots, q-1$ are the sublattice indices in the magnetic unit cell and \mathbf{k} lies in the reduced (magnetic) Brillouin zone, i.e., \mathbf{k} : $k_x \in (0, 2\pi)$, $k_y \in \left(0, \frac{2\pi}{q}\right)$, $k_z \in (0, 2\pi)$. The square bracket notation in the above equation implies that the values are taken modulo q - i.e., $[\alpha] = \alpha \bmod q$. The hopping matrix $T_y = t_y^{(1)}\sigma_x + it_y^{(2)}\sigma_y$ has been defined earlier in the previous section. The functions f_1^α and f_3^α are defined as

$$f_1^\alpha(\mathbf{k}) = 2 \left(M - t_x \cos \left(k_x + \frac{2\pi p}{q} \alpha \right) - t_z^{(1)} \cos k_z \right) \quad (7a)$$

$$\text{and } f_3^\alpha(\mathbf{k}) = 2t_z^{(2)} \sin k_z. \quad (7b)$$

Note that the spectrum of $h_\phi(\mathbf{k})$, shown explicitly in Appendix B, is particle-hole symmetric. We set $t_y^{(2)} = t_y^{(1)} \equiv t_y$ to reduce the number of free parameters and use t_y as the unit of the energy in the rest of the paper.

3.2 Gapless points and phase boundaries

To obtain the phases and phase boundaries, we need to identify the zeroes of the Hofstadter Hamiltonian $h_\phi(\mathbf{k})$, which gives us the band-touching points where the energy spectrum vanishes, which in turn allows us to find the number of Weyl nodes. This can be done by explicitly writing the Bloch Hamiltonian as a $2q \times 2q$ matrix in the basis of sublattice and pseudospin $\Psi = (c_{0,\uparrow}, c_{1,\uparrow}, \dots, c_{q-1,\uparrow}, c_{0,\downarrow}, c_{1,\downarrow}, \dots, c_{q-1,\downarrow})$. The details of the calculation are shown in Appendix B. The energy gap can close only at $k_y = 0$ and/or $k_y = \pi/q$, and only at $k_z = 0$ and/or $k_z = \pi$. For each of these possibilities, the k_x values at which the spectrum is gapless are given by

$$\cos qk_x = (-1)^{p+q} \left[-T_q(g) + (-1)^{\mu-q} 2^{q-1} (t_x/t_y)^{-q} \right], \quad (8)$$

where μ takes values 0 and 1 which correspond to closing of the gap at $k_y = 0$ and $k_y = \pi/q$ respectively. Here $T_q(g)$ is the Chebyshev polynomial [32] of the first kind of degree q . Its argument $g = \left(-M + (-1)^\nu t_z^{(1)} \right) / t_x$, where ν takes values 0 and 1, which correspond to closing of the gap at $k_z = 0$ and $k_z = \pi$ respectively. So essentially, Eq. 8 is a set of four independent equations. Note also that Eq. 8 involves only the parameters g and t_x/t_y . Finally, we note that for a given $(g, t_x/t_y)$, if $k_x = k_0$ is a solution of Eq. 8, then so is $k_x = -k_0$. Furthermore, since $\cos q(\pm k_0 + 2\pi m/q) = \cos qk_0$, it is easy to see that $k_x = k_0 + 2\pi m/q$ where $m = 0, 1, 2, \dots, (q-1)$ are also solutions. Since, without loss of generality, k_0 can be restricted to $0 \leq k_0 \leq 2\pi/q$, it is clear that there are $2q$ values of k_x in the magnetic BZ where the spectrum could be gapless. Since μ and ν take two values each, and each equation can have $2q$ values of k_x where the spectrum can be gapless, there could be regions in the parameter space with up to $8q$ distinct gapless values for k_x . These distinct gapless points in the magnetic BZ are the Weyl nodes in the theory.

We can now obtain the phase boundaries from Eq. 8 by arguments identical to those given in the zero field case in Sec. 2 above Eq. 4. As the left hand side is now changed to $\cos qk_x$ the number of zeros will be $2q$ for a given μ, ν and the phase boundary equation will be (after setting RHS to ± 1 in Eq. 8),

$$-T_q(g) + (-1)^{\mu-q} 2^{q-1} (t_x/t_y)^{-q} = (-1)^{p+q+\delta} \quad (9)$$

where δ takes two values 0 and 1, which correspond to setting the RHS of Eq. 8 equal to 1 and -1 respectively. Analogous to Eq. 4 in the zero-field case, the above compactly written equation is a set of eight independent equations because each of the exponents μ, ν and δ take two values. Note that the only appearance of the numerator p (of the flux p/q) is in the exponent on the RHS, and the value only depends on whether p is odd or even. This only shuffles between the set of equations and does not lead to any new condition. So the phase boundaries are completely independent of the value of p . Interestingly, as we mentioned earlier, there are only two parameters g and t_x/t_y which enter the Eq. 9. The hopping parameter $t_z^{(1)}$ enters the equation via the value of $g = \left(-M + (-1)^\nu t_z^{(1)} \right) / t_x$, which, given that a solution exists, determines the values of k_x at which there are Weyl touchings. To simplify our analysis

without sacrificing anything qualitatively new, we henceforth fix $t_z^{(1)} = t_y^{(1)} = t_y^{(2)} = t_y = 1$ and $t_z^{(2)} = 1$. With this simplification, our phase diagram is essentially controlled only by two parameters M/t_y and t_x/t_y . The same Eqs. 8-9 are also applicable to the zero field case and correctly reproduce (setting $q = 1$ in Eq. 9) the phase boundaries given by Eq. 4.

Note that a uniform magnetic field in the y -direction, would give identical conditions (Eqs. 8 and 9) for the gapless spectrum and the phase boundary respectively, if we make the replacements $t_z^{(1)} \leftrightarrow t_y^{(1)}$, $t_z^{(2)} \rightarrow -t_y^{(2)}$ and $t_y^{(2)} \rightarrow t_z^{(2)}$. So all our results including the phase diagrams described in the following sections apply to this case as well.

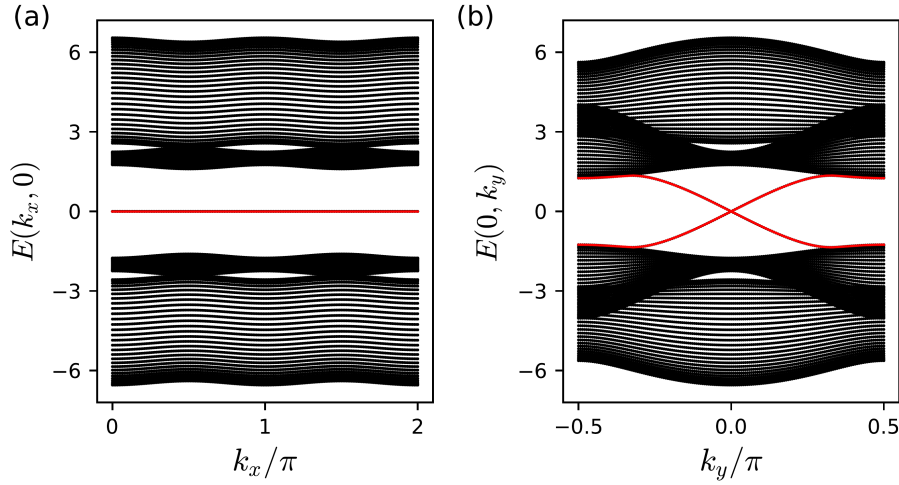


Figure 2: The spectrum of a finite slab in the z -direction in the LCI phase, when $q = 2$. The parameters are $M = 1.2t_y$, $t_x = 0.4t_y$. (a) The surface states (highlighted in red) are dispersionless in k_x and span the BZ. (b) The surface states (highlighted in red) disperse in k_y , with linear dispersion near zero energy, with two gapless modes of opposite slopes belonging to opposite surfaces. The surface state dispersion in k_z , not shown here, is also linear near zero energy.

3.3 Phase diagrams for a strong field, small q

In the earlier section, we obtained an analytical expression for the phase boundaries at any arbitrary commensurate magnetic flux penetrating a primordial unit cell $\phi = Ba^2/\phi_0 = p/q$, where p and q are relatively prime. As explained earlier, the phase boundaries are independent of p , and the phase diagrams are shown in Fig. 1 for $q = 1, 2, 3$. Note that $q = 1$ implies that an integer quantum of flux pierces the primordial unit cell. Since there are no nontrivial phase factors in the hopping terms, we get back the zero-field Hamiltonian for $q = 1$.

From Fig. 1, we see that the phase diagrams for $q = 2, 3$ are similar to the diagram for $q = 1 \Rightarrow \mathbf{B} = 0$. However, there are certain prominent differences -

- (i) Instead of the gapless phases with 2, 4, 6, and 8 Weyl nodes, we now have gapless phases with $2q, 4q, 6q$, and $8q$ Weyl nodes. This q -fold increase in the number of Weyl nodes is

a consequence of the translation symmetry of the Hamiltonian in the y -direction within a magnetic unit cell.

- (ii) For non-zero magnetic fields, there are two additional phases which we call $W2'$ and I' , which do not occur for $\mathbf{B} = 0$. The spectrum of the phase $W2'$ has Weyl nodes in certain bands, while other bands form an LCI. Surface states of both types are present. The phase I' is a trivial insulator in the bulk but has counter-propagating surface states on certain surfaces. Both states are dependent on crystalline symmetry.
- (iii) Each of the WSM phases gets fragmented and multiple copies appear with increasing q . We can understand this as follows. Each of the critical curves (phase boundaries) are determined by Eq. 9, which are inherently q^{th} degree polynomials in (M, t_x) . Thus there are many solutions with increasing q .
- (iv) Despite its increasing complexity with increasing q , the phase diagram approaches a limit in the $q \rightarrow \infty$ limit, with only four nontrivial phases $W4$, $W8$, LCI, and I' (see Fig. 8). We will describe in detail the weak-field limit behavior in section 5.
- (v) The gapped LCI and I' phases take up regions from the WSM phases and expand with increasing q and approach a limit when q is large (see Fig. 8). Therefore strong magnetic fields can drive a semimetal phase to an insulator with a robust gap when $p/q \sim 1/2$ in our lattice model (see Sec. 5).

3.3.1 The LCI phase

As explained earlier, the LCI phase can be thought of as a stack (along x -direction) of 2D Chern layers which are tunnel coupled via the hopping t_x . The phase is adiabatically connected to the set of disconnected Chern layers in the limit $t_x \rightarrow 0$. The presence of an external magnetic field which is parallel to the Chern layers should not change the LCI phase. In fact, we find that the LCI phase is always present in the phase diagram for all q . We also note that some parts of the WSM phases in the phase diagram of Fig. 1(a) transform to the LCI phase in the presence of the magnetic field.

Other than the LCI and I' phases, all other phases get fragmented into multiple copies as q is increased. For example, there are 2, 3, 5, 5, and 3 copies of $W2$, $W2'$, $W4$, $W6$, and $W8$ respectively for $q = 3$. The LCI phase, which exists for arbitrary q , expands both along M and t_x directions with increasing q (see Fig. 1). It is instructive to find the maximum values of M and t_x upto which the region occupied by the LCI can reach for a given q and also determine the limits of these maximum values as $q \rightarrow \infty$. So we define the critical values t_x^c and M^c as follows: for $t_x > t_x^c$ the LCI phase completely disappears for all M , and similarly for $M > M^c$ the LCI phase does not exist for any t_x for a given q . For a given $q > 1$, it is possible to obtain the exact expressions for these critical values (details in Appendix C),

$$t_x^c = t_y 2^{1-1/q}, \quad (10a)$$

$$M^c = t_z^{(1)} + t_x^c \cos(\pi/2q) = \left(1 + 2^{1-1/q} \cos(\pi/2q)\right) t_y, \quad (10b)$$

where we set $t_z^{(1)} = t_y$ in the second equation. For $q = 1$, we have $t_x^c = t_y$ and $M^c = 2t_y$. As $q \rightarrow \infty$, these critical values approach $t_x^c = 2t_y$ and $M^c = 3t_y$ (see the large q phase diagram in Sec. 5).

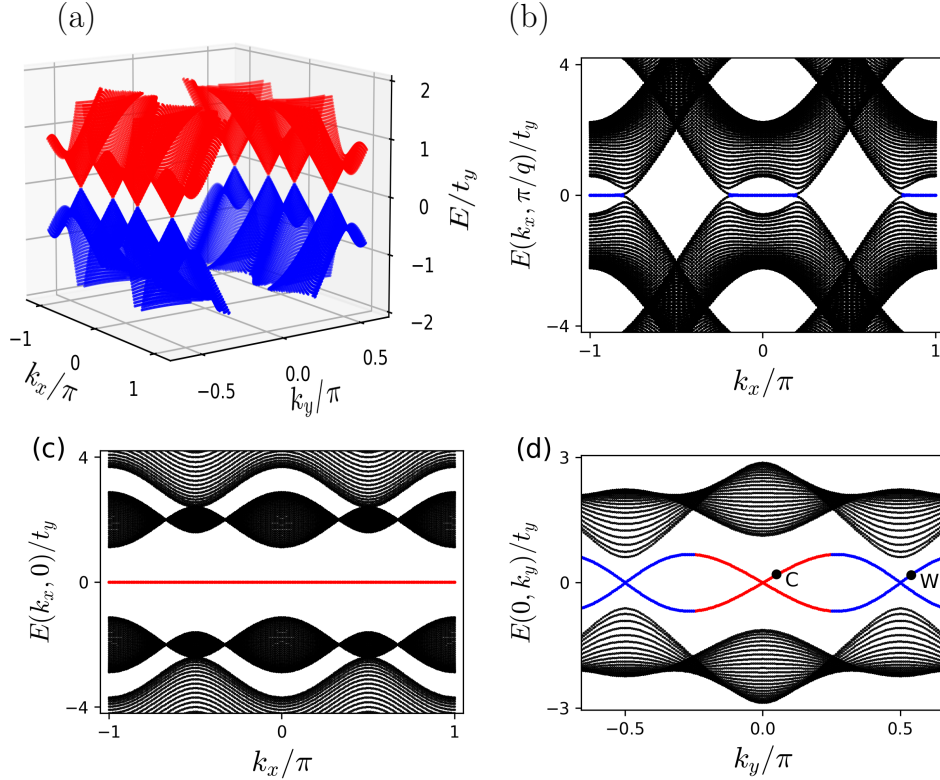


Figure 3: Bulk and surface spectrum in the $W2'$ phase for $q = 2$, for $M = 1.2t_y$ and $t_x = 1.3t_y$. (a) The bulk bands around zero energy show $2q = 4$ Weyl nodes which live at the boundary of the magnetic BZ ($k_y = \pm\pi/q$, $k_z = 0$). (b) Spectrum of a slab finite in the z -direction as a function of k_x depicts the Fermi arc surface states (in blue). (c) There are additional surface states parallel to the k_x axis at $k_y = 0$, which are disconnected from the Weyl nodes, and span the magnetic BZ. (d) The surface states (in blue and red) along k_y -direction for a fixed $k_x = 0$. The surface states around $k_y = \pm\pi/2$ correspond to the Fermi arc surface states which are connected to the Weyl node projections, whereas those at $k_y = 0$ are the additional surface states unconnected to the Weyl point projections. The wavefunctions corresponding to the right moving states labelled C and W are plotted in Fig. 4(a) and Fig. 4(b) respectively.

3.3.2 WSM phases and Chern numbers

Let us now examine the WSM phases in more detail. We know that in the zero-field WSM phase, it is possible to understand the existence of the surface Fermi arc states by computing the Chern numbers [2] of the two-dimensional planes that cut the Fermi arc. A similar analysis here is slightly more subtle. Since in our model, the Weyl nodes are all along the k_x axis, on the k_x - k_y surface BZ, the projection of all the Weyl nodes are on the lines $k_y = 0$ and/or $k_y = \pi/q$. In general, there are two sets of Fermi arc surface states on the surface BZ. One set is at $k_y = 0$ and the other is at $k_y = \pi/q$ (see Fig. 6 for an illustration). In both cases, the Fermi arcs are dispersionless along the k_x -direction. We can obtain the total Chern number $C(k_x)$ by integrating the Berry curvature of all the occupied bands of the two-dimensional magnetic BZ (k_y, k_z). In our chosen Landau gauge $\mathbf{A} = (-y, 0, 0)B$, as earlier discussed in the beginning of Sec. III, we get $C(k_x) = 1$ (or -1), when k_x belong to

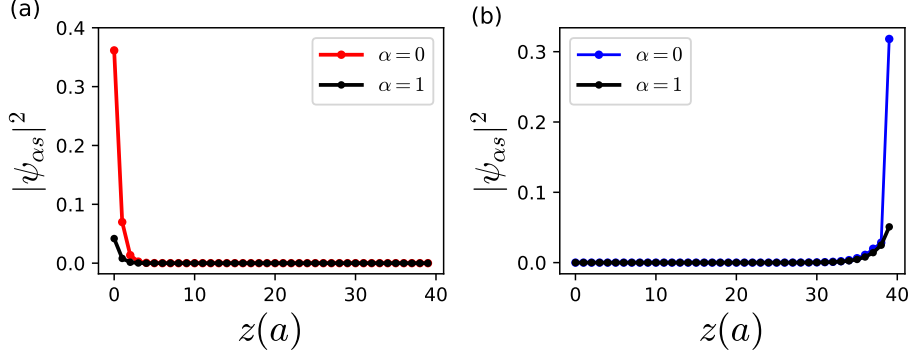


Figure 4: Eigenstate plots of the right moving surface states in the $W2'$ phase for $q = 2$, for a slab finite in the z -direction. Wavefunctions corresponding to the right moving states labelled C and W in Fig. 3(d), are shown here in (a) and (b) respectively. Here $\alpha = 0, 1$ refer to the sublattice index of lattice sites inside the magnetic unit cell. In (a) the eigenstates are localized on the bottom surface $z = 0$ and both the up ($s = \uparrow$) and down ($s = \downarrow$) spin states have the same amplitude. In (b) the eigenstates are localized on the top surface $z = L_z = 40$ of the sample and both the up and down spin states have the same amplitude. If C and W are left-moving states, then the corresponding wavefunctions are localized on the top and bottom surface of the system respectively.

the Fermi arc states at $k_y = 0$ (or $k_y = \pi/q$) respectively for all the planes that cut a single Fermi arc. If the constant k_x plane cuts both the Fermi arcs at $k_y = 0$ and $k_y = \pi/q$, then we get $C(k_x) = 0$. However, a computation of the same quantity in a different Landau gauge $\mathbf{A} = B(0, x, 0)$ gives $C(k_x) = q, -q$ and 0 for each of the three cases above. The reason is that what is physical, and thus gauge-invariant, is the Chern number per unit length in the x -direction (directly proportional to the Hall current per unit x -length). In the first Landau gauge, the magnetic unit cell is the same size in the x -direction as the primordial unit cell, while in the second Landau gauge the magnetic unit cell is q -fold longer in the x -direction than the primordial one. The Chern number per unit length in x is the same in both cases.

3.3.3 The phase $W2'$

Now let us turn to the $W2'$ phase which did not exist when $\mathbf{B} = 0$. This is a gapless phase with $2q$ Weyl nodes. Its novelty lies in the fact that it has two types of bulk bands: those that touch at Weyl nodes, and those that are fully gapped but carry a nonzero Chern number.

Thus, the $W2'$ is a phase shows the coexistence of WSM and LCI bands. Consequently, it has two types of localized surface states - (i) the standard Fermi arc surface states which are connected to the bulk states at the surface projection of the Weyl nodes and (ii) surface states which are disconnected from the Weyl nodes, and span the magnetic BZ (see Fig. 3). The most important difference between the two types of surface states is their decay length into the bulk. The decay lengths of the Fermi arc surface states diverge at the surface projection of the Weyl nodes whereas the decay length of the surface states associated with the LCI bands always have a finite decay length. In this respect, they resemble the surface states of a topological insulator. The corresponding eigenstates in real space are shown in Fig. 4. The

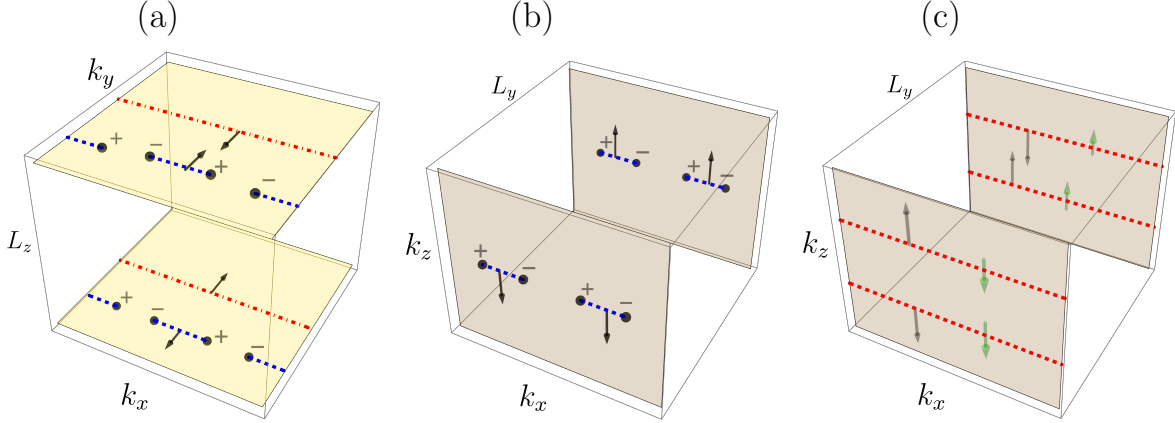


Figure 5: The cartoon figures (a) and (b) show the zero-energy Fermi arc surface states in the $W2'$ phase, in mixed real and momentum space representation. (a) In the k_x - k_y surface BZ, there are two types of surface states: type (i) surface states (shown in blue), which are the standard Fermi arcs, end at the Weyl point projections; type (ii) surface states (shown in red) live across the surface BZ. The velocity $\mathbf{v} = \nabla E(k_x, k_y)$, of the particles occupying the type (i) surface states are along the positive/negative y -direction on the top/bottom surface. For type (ii) surface states, the direction of the velocity gets reversed. So type (i) and type (ii) surface states are counter propagating. The Chern number $C(k_x) = 1$, if the constant k_x plane cuts only the type (ii) surface states, else it is zero. (b) In the k_x - k_z surface BZ, there are only type (i) Fermi arc surface states which end at the Weyl point projections. (c) This cartoon figure shows the zero-energy surface states in the I' phase, in mixed real and momentum space representation. In the I' phase, there exists localized surface states only on the k_x - k_z surface BZ. On both the open crystal surfaces $y = 0$ and $y = L_y$, there are two counter propagating surface states with green arrows indicating their spin polarization. Here, the Chern number $C(k_x) = 0$, for all k_x planes.

two types of surface states are also depicted in mixed real and momentum space representation in Fig. 5(a)-(b).

3.3.4 The phase I'

The phase I' is a new phase that appears in the presence of a magnetic field and is insulating in the bulk. However, it has zero energy surface states which exist only on the k_x - k_z surface BZ, and are counter-propagating on the crystal surface $y = 0$ and $y = L_y$ (see Fig. 5(c)). Clearly, these states are contingent on unbroken crystalline symmetry. Breaking this symmetry either by a periodic potential or by disorder will render the surface states gapped.

4 Bulk and surface dispersions

In this section, our main aim is to understand how the bulk and the surface band structures evolve as we vary the parameters to approach the phase boundaries. We first study the

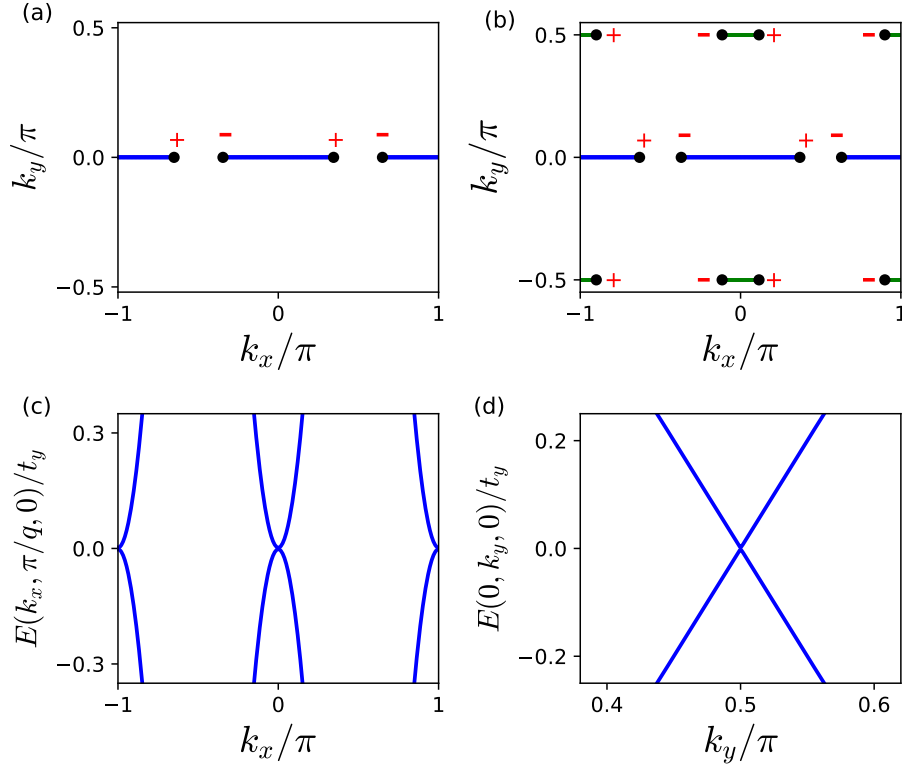


Figure 6: Fermi arcs on the surface BZ k_x - k_y in (a) W2 and (b) W4 for $q = 2$. M is taken to be $2.2t_y$, and t_x is tuned from $t_x = 1.4t_y$ in W2 to $t_x = 1.65t_y$ in W4, which gives rise to a new pair of Weyl nodes around $k_x = 0$ and $\pm\pi$, at $k_y = \pm\pi/q$, $k_z = 0$. The low energy bulk dispersions exactly at the phase boundary $M_c = 2.2t_y$, $t_x = 1.56t_y$, are shown in (c) and (d). The Weyl nodes get created/annihilated via a band touching which is (c) quadratic in k_x and (d) linear in k_y . The dispersion along k_z is also linear (not shown here).

bulk and surface bands deep inside each phase and then analyze how the phase transitions that occur via the creation/annihilation of Weyl nodes alter the bulk and surface dispersions.

4.1 Bulk dispersion within the phase

The spectrum of the $2q \times 2q$ Hamiltonian given in Eq. 6 has been explicitly derived in Appendix B:

$$E_{n,r}(\mathbf{k}) = r\sqrt{\gamma_n(\mathbf{k}) + (2t_z^{(2)} \sin k_z)^2}, \quad (11)$$

with $n = 1, 2, 3, \dots, q$ and $r = (-, +)$. Although we do not have a closed form expression for $\gamma_n(\mathbf{k})$ which is non negative for all \mathbf{k} , we can numerically compute its dependence on the parameters $(M, t_x, t_y, t_z^{(1)})$ for the flux p/q . We note that in all the gapless Weyl semimetal phases including the W2' phase, the low energy bulk dispersion around each of the Weyl nodes \mathbf{k}_0 , is linear in all the three directions k_x, k_y and k_z , for all values of q . This will change close to the boundary. In the gapped phases, which are the LCI, I' and the normal insulator (NI), the spectrum has a gap at the Fermi energy (zero-energy).

4.2 Bulk dispersions at phase boundaries

The boundaries between the phases in the phase diagram (see for example, Figs. 1b-c), can be between (a) gapped and gapless phases (b) two gapless phases, and (c) two gapped phases. Category (c) never occurs in our model, as a gapless phase always intervenes between two gapped phases, even if its area in parameter space is exponentially very small. For instance in Fig. 8, the intervening gapless phases are not visible in the phase diagram. The absence of a direct transition between two gapped phases is a consequence of the fact that the band structure is continuous in the parameters of our Hamiltonian. For both categories (a) and (b), the transitions occur through a band touching which is quadratic in k_x , but linear in k_y and k_z . At these transitions, pairs of Weyl nodes are either created or annihilated. An illustrative case is depicted in Fig. 6.

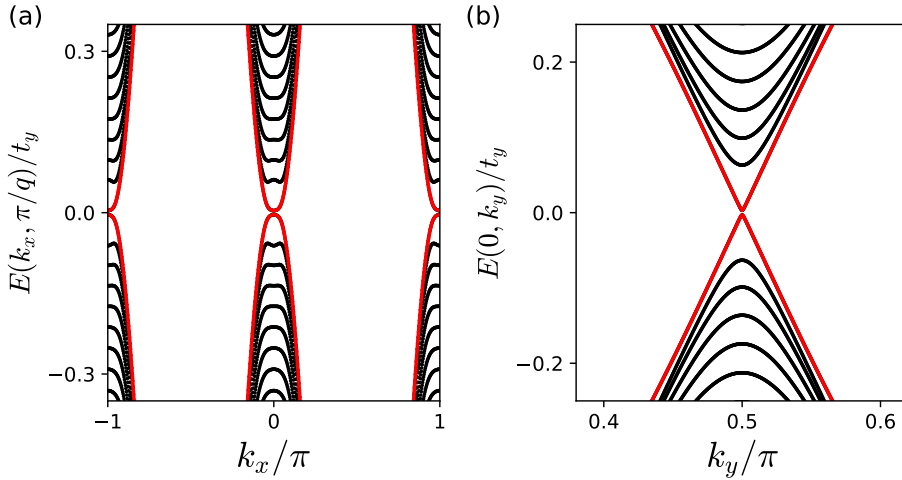


Figure 7: The low energy dispersion of the surface states when the system is a finite slab along the z -direction with $L_z = 80$, for $q = 2$. The parameters M and t_x are chosen so that the system is at the boundary between phases W2 and W4. See the caption of Fig. 6 for the choice of parameters. The surface bands (red) touch (a) quadratically in k_x and (b) linearly along k_y . The low energy surface band touching is similar to the low energy bulk band touching (see Fig. 6c-d). The small gap at zero energy in the spectrum is due to finite size effects.

4.3 The dispersion of the surface states within the phases and at boundaries

For WSM phases, Fermi arc states are obtained by diagonalising the Hamiltonian of a finite slab along either the z (or y) directions. In the surface BZ k_x - k_y (or k_x - k_z), they are dispersionless along k_x and linear in k_y (or k_z). The relevant dispersions in the W2 and W4 phases are shown in Fig. 6. More details on the dispersion of the surface states in the W2' phase are shown in Fig. 3 and for the I' phase in Fig. 5(c).

As in the bulk spectrum, at phase boundaries, the surface bands touch quadratically in k_x , and linearly in the remaining direction k_y (or k_z) when the system is taken to be finite along the z (or y) direction. An example is shown in Fig. 7. One might think that interactions

could play an important role on the 2d surface of the sample because the combination of the quadratic dispersion in k_x and the linear in the other direction could lead to a finite density of states (DOS) at the Fermi energy. However, it turns out that the low energy DOS goes as \sqrt{E} , and vanishes at zero energy.

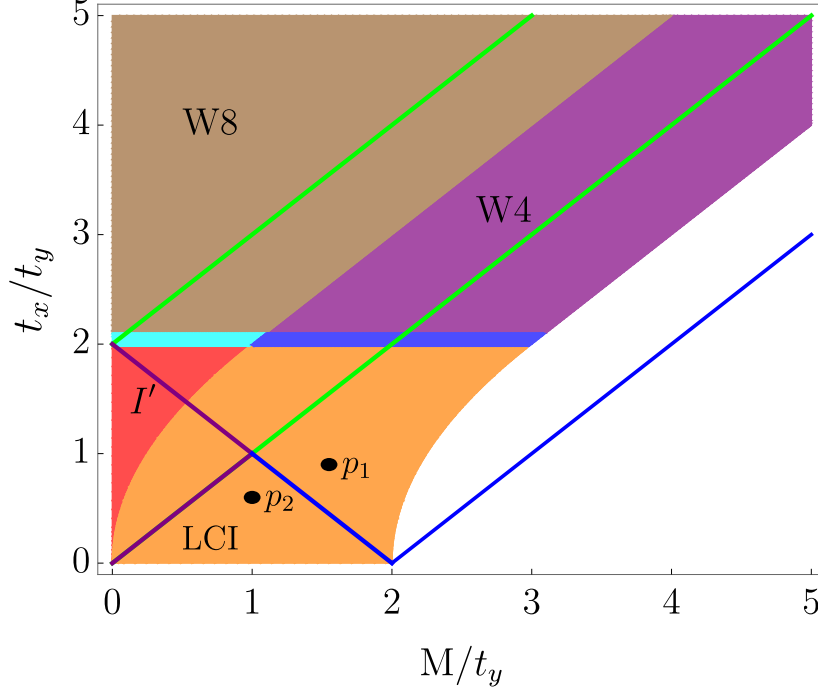


Figure 8: The phase diagram for $q = 200$. The blue, green and purple straight lines are the phase boundaries when $\mathbf{B} = \mathbf{0}$ (see Fig. 1(a) for details). Clearly, for very large q , the phase diagram looks much simpler with just four nontrivial phases W8 (brown), W4 (purple), LCI (orange) and I' (red), and of course the trivial insulator phase. We note that the regions occupied by I' , a significant part of the LCI and the normal insulator (NI) above the blue straight line were semimetallic when the external magnetic field was zero. As $q \rightarrow \infty$, the widths of the blue region which consists of many copies of W2 and W2' phases as well as the cyan region which consists of many copies of W2, W2', W4, W6, and W8, shrink to zero at $t_x^c = 2t_y$. Along the M direction, the LCI phase expands upto $M^c = 3t_y$ in the $q \rightarrow \infty$ limit. The critical values M^c and t_x^c are derived in Appendix C and also discussed in Sec. 3.3.1. The points p_1 and p_2 are discussed in the text.

5 The Weak-Field Limit

So far we have studied the phase diagram for small values of q . In this section, we will focus on the phase diagram in the weak magnetic field limit where $\mathbf{B} \rightarrow 0$. The $\mathbf{B} = 0$ or zero flux case, corresponding to $q = 1$, has been studied earlier in Sec. 3. However, the $q \rightarrow \infty$ limit, where the magnetic flux $\phi \propto 1/q$ goes to zero, is more subtle. Equations 8 and 9, do not have any simple behaviour as $q \rightarrow \infty$. Nevertheless, we can construct the phase diagram for

large values of q numerically and consequently deduce the phase diagram in the limit $q \rightarrow \infty$. Surprisingly, the phase diagram has a simple structure in this limit, with only four nontrivial phases - W8, W4, LCI and I' . This is shown in Fig. 8. We have checked that the widths of the blue region which consists of multiple copies of the W2 and W2' phases and the cyan region which consists of multiple copies of the W2, W2', W4, W6, and W8, shrink to zero when $q \rightarrow \infty$. Clearly, this phase diagram looks different from the zero-field phase diagram shown in Fig. 1(a).

However, a more detailed study of the bulk energy gaps and the low energy dispersions at different points in the phase diagram, enables us to make the correspondence. We shall choose a few representative points in the phase diagram in Fig. 8 and show how the physics as $\mathbf{B} \rightarrow 0$ is smoothly connected to that at $\mathbf{B} = 0$. To compare the phase diagrams at $\mathbf{B} = 0$ and $\mathbf{B} \rightarrow 0$, the phase boundaries separating the phases in Fig. 1(a) have been drawn as lines in Fig. 8.

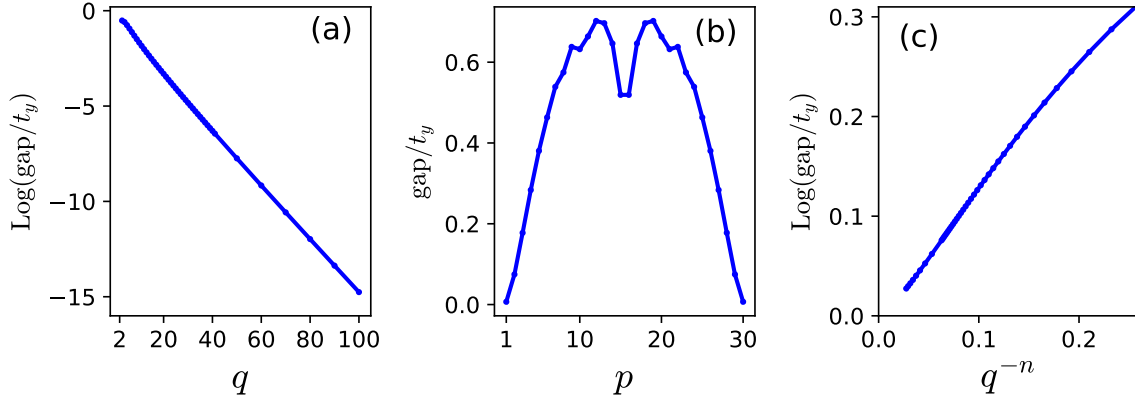


Figure 9: (a) Bulk energy gap (computed numerically), plotted as function of q , for a fixed value of $p = 1$, shows the exponential fall as $e^{-\eta_1 q}$, with a constant η_1 . The parameters are $M = 1.8t_y$, $t_x = 0.9t_y$ correspond to the point p_1 in Fig. 8. (b) The bulk energy gap is plotted as a function of p for a fixed value of $q = 31$. The energy gap first increases with p and then falls again symmetrically about $p \sim q/2$. (c) Here, the bulk energy gap is plotted as function of q , for a fixed $p = 1$, for the point p_2 in Fig. 8. The corresponding parameters are $M = 1.2t_y$, $t_x = 0.4t_y$. Here, the gap has a power-law fall and does not vanish in the $q \rightarrow \infty$. $n \approx 0.75$ for the above choice of parameters.

Let us consider an arbitrary point p_1 in a region which is a WSM when $\mathbf{B} = 0$, but is in the LCI phase when $\mathbf{B} \rightarrow 0$, or at least when q is large. To check whether the phase is really semi-metallic or insulating when $q \rightarrow \infty$, we need to check whether the gap vanishes or remains finite in that limit. To study this, we compute the bulk energy band gap at p_1 as a function of q , shown in Fig. 9(a). It can be seen that the gap at zero energy falls exponentially with q at large q .

To enable the reader to visualize the change in the spectrum graphically, the bulk energy spectrum at the point p_1 in the phase diagram is shown in Fig. 10 for two different values of $q = 3$ and $q = 30$ (the magnetic field is along the z direction as earlier). The dispersions

along the k_x , k_y and k_z directions have been shown explicitly for both cases. The dispersion in the k_x and k_y directions become almost flat for $q = 30$, corresponding to the semiclassical Landau levels. Furthermore, we note that already for $q = 30$, the two central bands come close together at $k_z = 0$ with a very tiny gap, approaching the linear dispersion, in the field direction of the $n = 0$ Landau levels in the semiclassical limit. In fact, even for $q = 30$, the low energy dispersion for small k_z in our lattice model look almost identical to the dispersion of Weyl fermions in the continuum model [12, 15, 20, 21]. In the $q \rightarrow \infty$ limit, clearly, this is the W2 phase (there are only two linearly dispersing $n = 0$ Landau levels). This is true even though, for any finite q , the phase is gapped and is in the LCI phase. It is just that the gap is exponentially small in q . We have also checked that when the point p_1 is moved to regions where the zero field case is in the W4 or W6 phase, the bands come close together both at $k_z = 0$ and $k_z = \pi$, signifying that in the $q \rightarrow \infty$ limit, they evolve to Weyl nodes at both $k_z = 0, \pi$.

Now let us consider another point p_2 in a region which is a LCI both when $B = 0$ and $B \rightarrow 0$. Here, when we compute the bulk energy gap as a function of q , we find that it behaves roughly as $\Delta \simeq \Delta_\infty e^{q_0/q}$, which does not vanish as $q \rightarrow \infty$. This is shown in Fig. 9(c). Further, we also note that in regions which are gapless semi-metals, both when $B = 0$ and $B \rightarrow 0$, the low-energy dispersion of the $B \rightarrow 0$ phase approaches that of the $B = 0$ phase. We hence conclude that although naively the $q \rightarrow \infty$ phase diagram looks different from the zero-field ($q = 1$) phase diagram, the physics they describe, in terms of their bulk energy gaps and their low-energy dispersions, is smoothly connected via the semiclassical description.

We end by noting the behaviour of the bulk energy gap as a function of p and q , which is shown in Fig. 9. The energy gap decreases with q for a fixed p and increases with p for a fixed q , and the maximum gap $\sim t_y$ occurs when $p/q \sim 1/2$. Thus for large q values and when $p/q \sim 1/2$, a very strong magnetic field $B = \frac{p \phi_0}{q a^2} \sim 10^3$ Tesla (if lattice constant $a = 1$ nm) can drive a semimetal to an insulator with a gap $\sim t_y$ in a robust region of the parameter space.

6 Summary and Outlook

In summary, we have studied a time-reversal broken WSM in the presence of a commensurate orbital magnetic field. We have considered the case where the direction of the magnetic field is normal to the crystal surface on which the Fermi arcs of the model (in the absence of a magnetic field) lie. In the presence of a p/q flux per unit cell, we have obtained the topological phase diagram in the parameter space of the onsite mass M and the x -direction hopping t_x . The caveat is that we have set certain other hopping to unity in a bid to simplify the model. We have obtained an analytical equation (Eq. 9) for the phase boundaries for arbitrary p and q . This allows us to compute the phase diagram for large p, q . We find that the phase diagram contains WSM phases hosting $2q, 4q, 6q$, and $8q$ Weyl nodes in the bulk. These phases occur in multiple copies for nonzero flux, with the number of copies depending on q . The gapped LCI phase also exists for arbitrary q . There are two additional phases, which we call W2' and I', that appear in the phase diagram only at nonzero flux. The phase W2' is gapless with $2q$ Weyl nodes, but has additional gapped bulk bands which carry nontrivial Chern number in

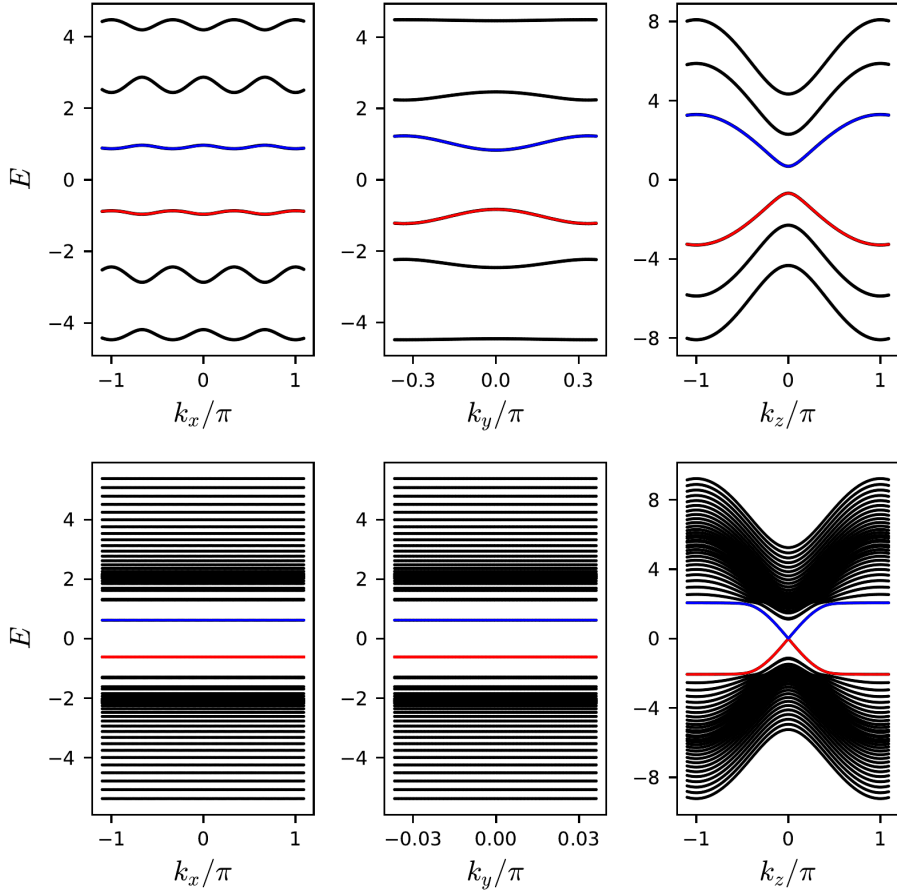


Figure 10: The bulk energy spectrum in k_x , k_y and k_z directions for $q = 3$ (first row) and $q = 30$ (second row). The parameters are $M = 1.8$, $t_x = 0.9$, at the location of the point p_1 in the phase diagram Fig. 8. For each of the plots, one of the momenta is allowed to vary, and the other ones are fixed at $k_x = 0.3\pi$, $k_y = 0.2\pi/q$ and $k_z = 0.1\pi$ appropriately. The two central bands are shown in color. Note that the dispersions in k_x and k_y become almost flat for $q = 30$. Also, the low energy dispersion as a function of k_z for $q = 30$, has a very tiny gap, explained further in the text.

the k_y - k_z plane at fixed k_x . This phase displays a coexistence of Weyl semimetal and layered Chern insulating behavior. In accordance with the bulk-boundary correspondence, the $W2'$ phase has Fermi arc states at the surface, as well as surface states required by the layered Chern insulator. These two different kinds of surface states in the $W2'$ phase are counter-propagating. The phase I' is fully gapped in the bulk but hosts a pair of counter-propagating surface states on the x - z crystal surface, but none on the y - z surface.

We also studied the weak-field limit $q \rightarrow \infty$. Formally, for any large but finite q , the phase diagram looks quite different from the zero-field case $q = 1$. However, an examination of the spectral gap at zero energy reveals the way the limit should be taken physically. In regions of parameter space where the zero-field case is fully gapped, the $q \rightarrow \infty$ gap remains finite when the limit is taken, whereas in the regions of parameter space where the $q = 1$ case is

gapless and the large q case appears gapped, the gap of the latter vanishes exponentially as a function of q .

Let us briefly consider the stability of these phases to time-reversal symmetric potentials, either commensurate with the lattice, or arising from quenched disorder. Focusing on commensurate potentials (of very small amplitude compared to the bandwidth), provided the separation between the bulk Weyl nodes is commensurate, any WSM phase can be gapped out in the bulk by an appropriate periodic potential. This will naturally gap out the corresponding surface Fermi arcs as well. Coming to the $W2'$ phase, such a periodic potential would gap out the Weyl nodes, but cannot destroy the Chern numbers of the fully gapped bands. Thus, we conclude that the $W2'$ phase is unstable to becoming a simple LCI. Similarly, the I' phase becomes a trivial insulator when subjected to a small periodic potential of the appropriate period, which induces matrix elements between the counter-propagating surface modes and gaps them out.

Extending our discussion to quenched disorder, it is now known that despite the seeming perturbative stability [33–36] of the Weyl nodes to short-range correlated disorder, the non-perturbative effects of weak disorder destroy [37–40] the WSM immediately, and make it a diffusive metal at the longest length-scales. A diffusive metal cannot coexist with an LCI, and hence the $W2'$ phase will also be unstable to arbitrarily weak disorder. However, the LCI and the I' phase, being fully gapped in the bulk, are expected to be stable to weak disorder.

Many open questions remain. An important one is the effect of interactions on the phase diagram. Since all the phases, whether gapped or gapless, whether deep within a phase or at a phase boundary, have a vanishing density of states at the chemical potential (which we have chosen at zero energy), it is clear that a finite interaction strength would be required to alter the phase diagram. It is an open question whether a sufficiently strong interaction can lead to a spontaneous breaking of the lattice symmetries, thus rendering some of the WSM phases fully gapped.

Our work could also be extended in a different direction. Our starting point in this study was a time-reversal broken WSM. Thus, the orbital magnetic field did not break any symmetry that was not already broken. However, we did find extra phases $W2'$ and I' which appear only in the presence of a magnetic field. It would be of interest also to study time-reversal symmetric, inversion broken, Weyl semi-metal in a magnetic field, where the introduction of the magnetic field would introduce time-reversal breaking as well. We look forward to answering these and other questions in future work.

7 Acknowledgement

AD was supported by the German-Israeli Foundation (GIF) Grant No. I-1505-303.10/2019 and the Minerva Foundation. AD also thanks Dean of Faculty fellowship Weizmann Institute of Science, Israel, and Israel planning and budgeting committee for financial support. SR and GM would like to thank the VAJRA scheme of SERB, India for its support. GM is grateful for partial support from the US-Israel Binational Science Foundation (Grant No. 2016130) and the Aspen Center for Physics (NSF grant PHY-1607611) where this was completed.

A Fermi arc surface states at zero and finite commensurate fields

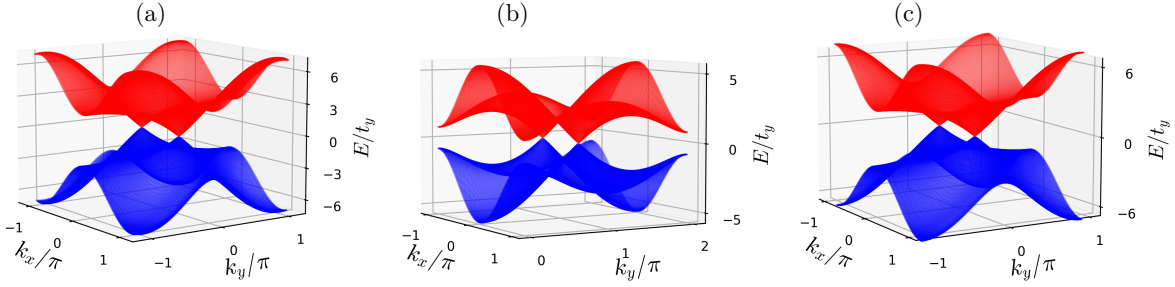


Figure 11: Energy spectrum of the zero field model showing Weyl nodes with linear dispersion along all directions near zero energy. (a) There are two Weyl nodes in the W2 phase which appear in the $k_z = 0$ plane. There exist four Weyl nodes in the W4 phase: two of them occur in the (b) $k_z = 0$ plane and the other two in the (c) $k_z = \pi$ plane

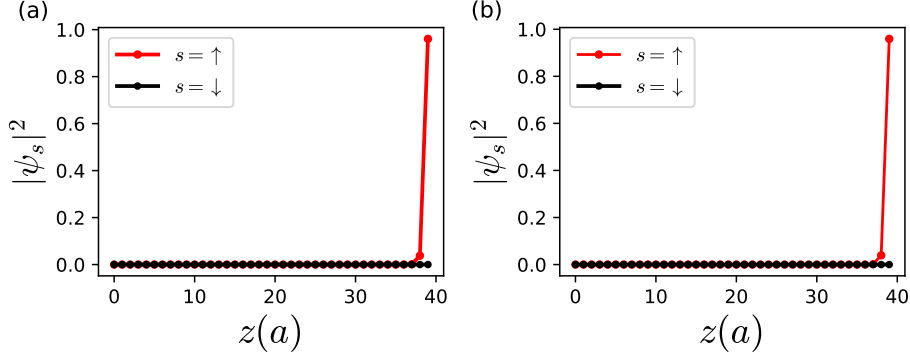


Figure 12: Eigenstate plots of the right moving Fermi arc surface states for the zero field ($\mathbf{B} = 0$) case for a finite slab along the z -direction with lattice sites $L_z = 40$. (a) This is in the LCI phase: the right moving surface states are localized on the top surface $z = L_z$ and are polarized along z -direction with pseudospin $s = \uparrow$. (b) This is in the W2 phase: the right moving Fermi arc states are localized on the top surface $z = L_z$ and they are polarized along z -direction with pseudospin $s = \uparrow$.

The pseudospin polarization of the Fermi arc surface states changes their polarization character as we go from zero field to finite commensurate fields for both the WSM and the LCI phases. At zero field, the surface states are polarized in pseudospin along the z -direction. The right moving surface states of a slab finite along z -direction are localized at the top surface $z = L_z$ and they are polarized along the positive z -direction with pseudospin $s = \uparrow$. In contrast, the left moving surface states are localized at the bottom surface $z = 0$ and they

are polarized along the negative z -direction with pseudospin $s = \downarrow$. A few eigenstates plots are shown in Fig. 12 for this zero field case. When a magnetic field is switched on in the z -direction, surface states in the k_x - k_y surface BZ of both the WSMs and LCI phases alter their polarization from the z -direction to the x - y plane. Now the top surface hosts left moving surface states and the bottom surface hosts right moving surface states with amplitude being the same for both the $s = \uparrow$ and $s = \downarrow$ pseudospins. A few eigenstate plots are shown in Fig. 13 for non zero magnetic field with $q = 2$.

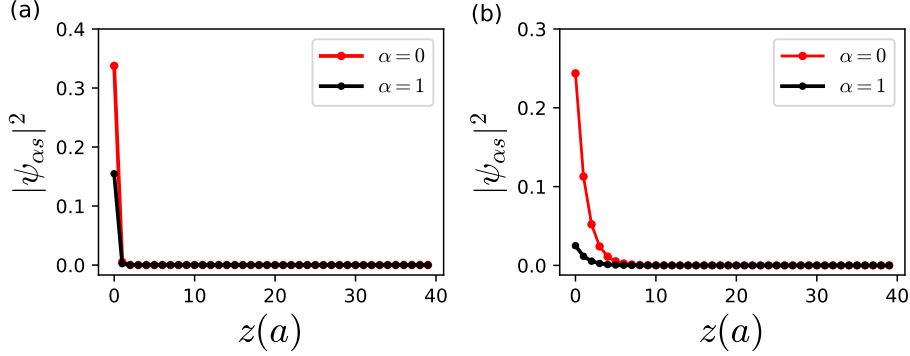


Figure 13: Eigenstate plots of the right moving Fermi arc surface states in the presence of a finite commensurate field ($\mathbf{B} \neq 0$) with $q = 2$, for a finite slab along the z -direction with lattice sites $L_z = 40$. Here $\alpha = 0, 1$ refer to the coordinate of the lattice sites inside the magnetic unit cell. (a) This is in the LCI phase: the right moving Fermi arc states are localized on the bottom surface $z = 0$ and both the pseudospin components have the same amplitude. (b) This is in the W2 phase: the right moving Fermi arc states are localized at the bottom surface $z = 0$ and both the pseudospin components have the same amplitude.

B The general calculation for arbitrary q

In this section, we will go through a detailed discussion of how we obtained the topological phase boundaries, the critical values and the phase diagram in the presence of an arbitrary commensurate magnetic field. We begin by writing the Hofstadter Hamiltonian $h_\phi(\mathbf{k})$ in Eq. 6 as $h_\phi(\mathbf{k}) = \Psi^\dagger \tilde{h}_\phi(\mathbf{k}) \Psi$, with $\Psi = (\psi_\uparrow, \psi_\downarrow)^T$, where $\psi_s = (c_{0,s}(\mathbf{k}), c_{1,s}(\mathbf{k}), \dots, c_{q-1,s}(\mathbf{k}))^T$ and $s \equiv (\uparrow, \downarrow)$. The matrix $\tilde{h}_\phi(\mathbf{k})$ is given by

$$\tilde{h}_\phi(\mathbf{k}) = \begin{pmatrix} \mathbf{A} & \mathbf{B} \\ \mathbf{C} & \mathbf{D} \end{pmatrix} \quad (12)$$

where all the blocks are of same dimension $q \times q$ and are given by

$$\mathbf{A} = -\mathbf{D} = 2t_z^{(2)} \sin k_z \mathbf{I}_q \quad \text{and} \quad (13a)$$

$$\mathbf{B} = \mathbf{C}^\dagger = \begin{bmatrix} m_0 & -u & 0 & 0 & \dots & -ve^{ik_y q} \\ -v & m_1 & -u & 0 & \dots & 0 \\ 0 & -v & m_2 & -u & \dots & \dots \\ \dots & \dots & \dots & \dots & \dots & \dots \\ 0 & 0 & \dots & -v & m_{q-2} & -u \\ -ue^{-ik_y q} & 0 & \dots & \dots & -v & m_{q-1} \end{bmatrix} \quad (13b)$$

Here \mathbf{I}_q is the identity matrix of dimension $q \times q$, $u = t_y^{(1)} - t_y^{(2)}$, $v = t_y^{(1)} + t_y^{(2)}$, $m_\alpha = f_1^\alpha(\mathbf{k}) = 2 \left(M - t_z^{(1)} \cos k_z - t_x \cos \left(k_x + \frac{2\pi p}{q} \alpha \right) \right)$, and $\alpha \in [0, q-1]$ is the sublattice index. The eigenvalues λ satisfy

$$\det \begin{bmatrix} \mathbf{A} - \lambda \mathbf{I}_q & \mathbf{B} \\ \mathbf{C} & \mathbf{D} - \lambda \mathbf{I}_q \end{bmatrix} = 0. \quad (14)$$

Clearly the matrix \mathbf{C} commutes with both $\tilde{\mathbf{D}} = (\mathbf{D} - \lambda \mathbf{I}_q) = -(\lambda + 2t_z^{(2)} \sin k_z) \mathbf{I}_q$ and $\tilde{\mathbf{A}} = (\mathbf{A} - \lambda \mathbf{I}_q) = -(\lambda - 2t_z^{(2)} \sin k_z) \mathbf{I}_q$. The left hand side of Eq. 14 is identically equal to $\det(\tilde{\mathbf{A}}\tilde{\mathbf{D}} - \tilde{\mathbf{B}}\tilde{\mathbf{D}}^{-1}\mathbf{C}\tilde{\mathbf{D}})$. Using the commutation of \mathbf{C} and $\tilde{\mathbf{D}}$, Eq. 14 can be simplified to

$$\det(\gamma \mathbf{I}_q - \mathbf{B}\mathbf{B}^\dagger) = 0, \quad (15)$$

where we have used $\tilde{\mathbf{A}}\tilde{\mathbf{D}} = \gamma \mathbf{I}_q$, $\gamma = \lambda^2 - (2t_z^{(2)} \sin k_z)^2$ and $\mathbf{C} = \mathbf{B}^\dagger$. So the eigenvalues are given by

$$\lambda = \pm \sqrt{\gamma + (2t_z^{(2)} \sin k_z)^2}. \quad (16)$$

The spectrum is obviously particle-hole symmetric (we have suppressed the momentum argument \mathbf{k} of γ and λ for notational simplicity). Eq. 15 implies that γ is the eigenvalue of the positive semi-definite matrix $\mathbf{B}\mathbf{B}^\dagger$ and so it must satisfy $\gamma \geq 0$. Therefore, for the spectrum to be gapless (which means $\lambda = 0$), we must have $\gamma = 0$ and $\sin k_z = 0$. The only possibilities are $k_z = 0$ and π at which energy gap can close in the k_z direction.

Since $\gamma = 0$ for energy spectrum to be gapless, we get the following determinant vanishing condition from Eq. 15,

$$\det(\mathbf{B}) = 0, \quad (17)$$

where we have used the identity $\det(\mathbf{B}\mathbf{B}^\dagger) = \det(\mathbf{B})\det(\mathbf{B}^\dagger)$. To get the explicit gap closing condition in terms of the parameters of the theory, we must compute the determinant of the $q \times q$ matrix \mathbf{B} . Looking at the matrix \mathbf{B} , we find that it is particularly simple to calculate determinant of \mathbf{B} if either $u = t_y^{(1)} - t_y^{(2)}$ or $v = t_y^{(1)} + t_y^{(2)}$ is zero (\mathbf{B} then becomes almost a lower/upper triangular matrix). This can happen only when $|t_y^{(1)}| = |t_y^{(2)}|$. We choose

$t_y^{(1)} = t_y^{(2)}$ ($= t_y$ say) such that $u = 0$ as discussed in the main text, and we use t_y as a unit of energy. The other choice $t_y^{(1)} = -t_y^{(2)}$ which makes $v = 0$ will be equally valid and will not make any difference to our final results. Now we can expand the determinant of \mathbf{B} (setting $u = 0$) about the first row to get

$$\begin{aligned} \det(\mathbf{B}) &= \left\{ \prod_{\alpha=0}^{q-1} m_\alpha \right\} + (-1)^{q+1} (-v e^{ik_y q}) (-v)^{q-1} \\ &= \left\{ \prod_{\alpha=0}^{q-1} m_\alpha \right\} - e^{ik_y q} v^q. \end{aligned} \quad (18)$$

For $\det(\mathbf{B}) = 0$, the imaginary part $-v^q \sin qk_y$ and the real part must vanish. This implies that the energy gap can close only at $k_y = 0$ and π/q , along the k_y direction (recall $0 \leq k_y \leq 2\pi/q$). For the real part of $\det(\mathbf{B}) = 0$ to vanish we must have

$$\prod_{\alpha=0}^{q-1} m_\alpha = (-1)^\mu v^q = (-1)^\mu 2^q t_y^q, \quad (19)$$

where μ takes values 0 and 1 corresponding to the closing of the gap at $k_y = 0$ and π/q respectively. We have used $v = t_y^{(1)} + t_y^{(2)} = t_y + t_y = 2t_y$ in the above expression. Recall that all the k_x dependence is in the $m_\alpha = 2 \left(M - (-1)^\nu t_z^{(1)} - t_x \cos \left(k_x + \frac{2\pi p}{q} \alpha \right) \right)$. Here ν takes values 0 and 1 which correspond to closing of the gap at $k_z = 0$ and π respectively. Equation 19 gives us the final set of conditions which are to be satisfied by all the parameters of the theory for the energy spectrum to be gapless and thus completely determines the phase boundaries of the topological phase diagram.

It is possible to simplify the left hand side even further. We will use the following identity for the finite product [41]

$$\prod_{\alpha=0}^{q-1} \left(2g + 2 \cos \left(k_x + \frac{2\pi p}{q} \alpha \right) \right) = 2 \left[T_q(g) + (-1)^{p+q} \cos qk_x \right], \quad (20)$$

where p and q are relative primes and $T_q(g)$ is the Chebyshev polynomial of first kind of degree q . We can then simplify the left hand side of Eq. 19 and obtain the following,

$$\prod_{\alpha=0}^{q-1} 2 \left(M - (-1)^\nu t_z^{(1)} - t_x \cos \left(k_x + \frac{2\pi p}{q} \alpha \right) \right) = 2(-t_x)^q \left[T_q(g) + (-1)^{p+q} \cos qk_x \right] \quad (21)$$

where we identify $g = \left(-M + (-1)^\nu t_z^{(1)} \right) / t_x$. Rewriting Eq. 19 with the above simplification, we get the following expression for k_x

$$\cos qk_x = (-1)^{p+q} \left[-T_q(g) + (-1)^{\mu-q} 2^{q-1} (t_x/t_y)^{-q} \right]. \quad (22)$$

Note that Eq. 22 involves only the two parameters $(g, t_x/t_y)$. For a given $(g, t_x/t_y)$, if $k_x = k_0$ is a solution of Eq. 22, then $k_x = -k_0$ too satisfies the same equation. Further, since $\cos q(\pm k_0 + 2\pi m/q) = \cos qk_0$, $k_x = k_0 + 2\pi m/q$, m runs over $0, 1, 2, \dots, (q-1)$; and

$k_x = -k_0 + 2\pi m/q$, where now m runs over $1, 2, \dots, q$; are also solutions of Eq. 22. We recall that k_x lives in the magnetic BZ, $0 \leq k_x \leq 2\pi$, and in the above k_0 is restricted to $0 \leq k_0 \leq 2\pi/q$. Hence, for a given μ and ν , there are a total $2q$ number of k_x values in the magnetic BZ where the spectrum is gapless. We have numerically verified that these distinct gapless points in magnetic BZ are the Weyl nodes in the theory.

We can also obtain the boundaries of the topological phases from Eq. 22. Note that the gapless point k_0 could be anywhere in between 0 and $2\pi/q$. But $\cos qk_0$ is distinct only in the range $0 \leq k_0 \leq \pi/q$. So when we vary k_0 from 0 to π/q , the Eq. 22 describes gapless regions in the parameter space. Solutions of Eq. 22 exist only if the value of the RHS lies in the interval $[-1, 1]$. For a given μ and ν , the spectrum has $2q$ zeros (gapless points in BZ) when $\text{RHS} \in (-1, 1)$. As explained in the argument before Eq. 3, phase transitions, which imply a change in the number of solutions for a particular μ, ν , can occur only when the RHS is at the edge of its allowed range, namely ± 1 . Therefore the phase boundaries in the $(g, t_x/t_y)$ space are given by

$$-T_q(g) + (-1)^{\mu-q} 2^{q-1} (t_x/t_y)^{-q} = (-1)^{q+p} \quad (23a)$$

$$-T_q(g) + (-1)^{\mu-q} 2^{q-1} (t_x/t_y)^{-q} = -(-1)^{q+p}. \quad (23b)$$

Eqs. 23a and 23b are obtained from Eq. 22 by setting the RHS equal to 1 and -1 respectively. Note the dependence of p in the above equations; it only matters whether p is even or odd. But even and odd values of p merely interchange the equations Eq. 23a and Eq. 23b. So p does not affect the topological phase diagram at all. Each of the above equations is a set of four equations, because both μ and ν take values 0 and 1 (ν enters through $g = (-M + (-1)^\nu t_z^{(1)})/t_x$). Note that the phase boundaries given in Eq. 23 are solely determined by only two parameters $(g, t_x/t_y)$. Therefore, the topological phase diagram is essentially controlled by the two parameters $(M/t_y, t_x/t_y)$. The role of the parameter $t_z^{(1)}$ which enters through g is to merely shift the origin of M - it does not lead to any new phase. The topological phase diagram is shown in Fig. 1. There are gapless WSM phases, the $W2'$ phase, a gapped Layered Chern Insulator (LCI) phase, an unusual I' insulator phase along with a trivial insulator phase.

C Critical M_c and t_c for LCI phase

The critical values M^c and t_x^c which are defined in the main text in the Sec. 3.3.1 can be derived as follows. From the graphical visualization of the critical curves (phase boundaries) which can be seen explicitly in the figures in Fig.1 in the main text, we find that t_x^c and M^c are given by the intersection of the following two critical curves (obtained by putting $\mu = 1$, $\nu = 0$ in Eq. 23a and $\mu = 0$, $\nu = 0$ in Eq. 23b)

$$-T_q(g) + (-1)^{1-q} 2^{q-1} (t_x/t_y)^{-q} = (-1)^{q+1} \quad (24a)$$

$$-T_q(g) + (-1)^{-q} 2^{q-1} (t_x/t_y)^{-q} = -(-1)^{q+1}, \quad (24b)$$

where, now, $g = (-M + (-1)^\nu t_z^{(1)})/t_x = (-M + t_z^{(1)})/t_x$ and we have used $p = 1$. We can easily find t_x^c by subtracting Eq. 24a from Eq. 24b and the corresponding M^c can be found by adding the two equations to get $T_q(g) = 0$ and solving for M^c . We find the following

solutions for $q > 1$,

$$t_x^c = t_y 2^{1-1/q} \quad (25)$$

$$M_c = t_z^{(1)} + t_x^c \cos(\pi/2q) = \left(1 + 2^{1-1/q} \cos(\pi/2q)\right) t_y. \quad (26)$$

For $q = 1$, we have $t_x^c = t_y$ and $M^c = 2t_y$ (where we have used $t_z^{(1)} = t_y$). In the $q \rightarrow \infty$ limit, these critical values approach to $M^c = 3t_y$ and $t_x^c = 2t_y$. This set of values gives the region $M > M^c, t_x > t_x^c$, where the LCI phase cannot appear.

References

- [1] S. Murakami, *Phase transition between the quantum spin hall and insulator phases in 3d: emergence of a topological gapless phase*, New Journal of Physics **9**(9), 356 (2007), doi:10.1088/1367-2630/9/9/356.
- [2] X. Wan, A. M. Turner, A. Vishwanath and S. Y. Savrasov, *Topological semimetal and fermi-arc surface states in the electronic structure of pyrochlore iridates*, Phys. Rev. B **83**, 205101 (2011), doi:10.1103/PhysRevB.83.205101.
- [3] P. Hosur, S. A. Parameswaran and A. Vishwanath, *Charge transport in weyl semimetals*, Phys. Rev. Lett. **108**, 046602 (2012), doi:10.1103/PhysRevLett.108.046602.
- [4] K.-Y. Yang, Y.-M. Lu and Y. Ran, *Quantum hall effects in a weyl semimetal: Possible application in pyrochlore iridates*, Phys. Rev. B **84**, 075129 (2011), doi:10.1103/PhysRevB.84.075129.
- [5] A. A. Burkov and L. Balents, *Weyl semimetal in a topological insulator multilayer*, Phys. Rev. Lett. **107**, 127205 (2011), doi:10.1103/PhysRevLett.107.127205.
- [6] G. Xu, H. Weng, Z. Wang, X. Dai and Z. Fang, *Chern semimetal and the quantized anomalous hall effect in HgCr_2Se_4* , Phys. Rev. Lett. **107**, 186806 (2011), doi:10.1103/PhysRevLett.107.186806.
- [7] S.-Y. Xu, I. Belopolski, N. Alidoust, M. Neupane, G. Bian, C. Zhang, R. Sankar, G. Chang, Z. Yuan, C.-C. Lee, S.-M. Huang, H. Zheng *et al.*, *Discovery of a weyl fermion semimetal and topological fermi arcs*, Science **349**(6248), 613 (2015), doi:10.1126/science.aaa9297, <https://science.sciencemag.org/content/349/6248/613.full.pdf>.
- [8] S.-Y. Xu, N. Alidoust, I. Belopolski, Z. Yuan, G. Bian, T.-R. Chang, H. Zheng, V. N. Strocov, D. S. Sanchez, G. Chang, C. Zhang, D. Mou *et al.*, *Discovery of a weyl fermion state with fermi arcs in niobium arsenide*, Nature Physics **11**(9), 748 (2015), doi:10.1038/nphys3437.
- [9] B. Q. Lv, H. M. Weng, B. B. Fu, X. P. Wang, H. Miao, J. Ma, P. Richard, X. C. Huang, L. X. Zhao, G. F. Chen, Z. Fang, X. Dai *et al.*, *Experimental discovery of weyl semimetal TaAs* , Phys. Rev. X **5**, 031013 (2015), doi:10.1103/PhysRevX.5.031013.

- [10] B. Q. Lv, N. Xu, H. M. Weng, J. Z. Ma, P. Richard, X. C. Huang, L. X. Zhao, G. F. Chen, C. E. Matt, F. Bisti, V. N. Strocov, J. Mesot *et al.*, *Observation of weyl nodes in taas*, Nature Physics **11**(9), 724 (2015), doi:10.1038/nphys3426.
- [11] L. Lu, Z. Wang, D. Ye, L. Ran, L. Fu, J. D. Joannopoulos and M. Soljačić, *Experimental observation of weyl points*, Science **349**(6248), 622 (2015), doi:10.1126/science.aaa9273, <https://science.sciencemag.org/content/349/6248/622.full.pdf>.
- [12] A. A. Burkov, M. D. Hook and L. Balents, *Topological nodal semimetals*, Phys. Rev. B **84**, 235126 (2011), doi:10.1103/PhysRevB.84.235126.
- [13] D. T. Son and B. Z. Spivak, *Chiral anomaly and classical negative magnetoresistance of weyl metals*, Phys. Rev. B **88**, 104412 (2013), doi:10.1103/PhysRevB.88.104412.
- [14] P. J. W. Moll, N. L. Nair, T. Helm, A. C. Potter, I. Kimchi, A. Vishwanath and J. G. Analytis, *Transport evidence for fermi-arc-mediated chirality transfer in the dirac semimetal cd3as2*, Nature **535**(7611), 266 (2016), doi:10.1038/nature18276.
- [15] X. Li, B. Roy and S. Das Sarma, *Weyl fermions with arbitrary monopoles in magnetic fields: Landau levels, longitudinal magnetotransport, and density-wave ordering*, Phys. Rev. B **94**, 195144 (2016), doi:10.1103/PhysRevB.94.195144.
- [16] A. C. Potter, I. Kimchi and A. Vishwanath, *Quantum oscillations from surface fermi arcs in weyl and dirac semimetals*, Nature Communications **5**(1), 5161 (2014), doi:10.1038/ncomms6161.
- [17] Y. Zhang, D. Bulmash, P. Hosur, A. C. Potter and A. Vishwanath, *Quantum oscillations from generic surface fermi arcs and bulk chiral modes in weyl semimetals*, Scientific Reports **6**(1), 23741 (2016), doi:10.1038/srep23741.
- [18] C. M. Wang, H.-P. Sun, H.-Z. Lu and X. C. Xie, *3d quantum hall effect of fermi arcs in topological semimetals*, Phys. Rev. Lett. **119**, 136806 (2017), doi:10.1103/PhysRevLett.119.136806.
- [19] C. Zhang, Y. Zhang, X. Yuan, S. Lu, J. Zhang, A. Narayan, Y. Liu, H. Zhang, Z. Ni, R. Liu, E. S. Choi, A. Suslov *et al.*, *Quantum hall effect based on weyl orbits in cd3as2*, Nature **565**(7739), 331 (2019), doi:10.1038/s41586-018-0798-3.
- [20] M. O. Goerbig, J.-N. Fuchs, G. Montambaux and F. Piéchon, *Tilted anisotropic dirac cones in quinoid-type graphene and $\alpha-(BEDT-TTF)_2I_3$* , Phys. Rev. B **78**, 045415 (2008), doi:10.1103/PhysRevB.78.045415.
- [21] S. Tchoumakov, M. Civelli and M. O. Goerbig, *Magnetic-field-induced relativistic properties in type-i and type-ii weyl semimetals*, Phys. Rev. Lett. **117**, 086402 (2016), doi:10.1103/PhysRevLett.117.086402.
- [22] S. Tchoumakov, M. Civelli and M. O. Goerbig, *Magnetic description of the fermi arc in type-i and type-ii weyl semimetals*, Phys. Rev. B **95**, 125306 (2017), doi:10.1103/PhysRevB.95.125306.

- [23] S. Roy, M. Kolodrubetz, J. E. Moore and A. G. Grushin, *Chern numbers and chiral anomalies in weyl butterflies*, Phys. Rev. B **94**, 161107 (2016), doi:10.1103/PhysRevB.94.161107.
- [24] Z.-P. Gao, Z. Li and D.-W. Zhang, *Three-dimensional quantum hall effect in weyl and double-weyl semimetals*, Physics Letters A **382**(44), 3205 (2018), doi:https://doi.org/10.1016/j.physleta.2018.08.022.
- [25] J. Herzog-Arbeitman, Z.-D. Song, N. Regnault and B. A. Bernevig, *Hofstadter topology: Noncrystalline topological materials at high flux*, Phys. Rev. Lett. **125**, 236804 (2020), doi:10.1103/PhysRevLett.125.236804.
- [26] B. A. Bernevig, T. L. Hughes, S. Raghu and D. P. Arovas, *Theory of the three-dimensional quantum hall effect in graphite*, Phys. Rev. Lett. **99**, 146804 (2007), doi:10.1103/PhysRevLett.99.146804.
- [27] K.-Y. Yang, Y.-M. Lu and Y. Ran, *Quantum hall effects in a weyl semimetal: Possible application in pyrochlore iridates*, Phys. Rev. B **84**, 075129 (2011), doi:10.1103/PhysRevB.84.075129.
- [28] B. Roy, R.-J. Slager and V. Juričić, *Global phase diagram of a dirty weyl liquid and emergent superuniversality*, Phys. Rev. X **8**, 031076 (2018), doi:10.1103/PhysRevX.8.031076.
- [29] A. A. Burkov and L. Balents, *Weyl semimetal in a topological insulator multilayer*, Phys. Rev. Lett. **107**, 127205 (2011), doi:10.1103/PhysRevLett.107.127205.
- [30] R. Peierls, *Zur theorie des diamagnetismus von leitungselektronen*, Zeitschrift für Physik **80**(11), 763 (1933), doi:10.1007/BF01342591.
- [31] D. R. Hofstadter, *Energy levels and wave functions of bloch electrons in rational and irrational magnetic fields*, Phys. Rev. B **14**, 2239 (1976), doi:10.1103/PhysRevB.14.2239.
- [32] M. Abramowitz, I. A. Stegun and R. H. Romer, *Handbook of mathematical functions with formulas, graphs, and mathematical tables*, American Association of Physics Teachers (1988).
- [33] E. Fradkin, *Critical behavior of disordered degenerate semiconductors. ii. spectrum and transport properties in mean-field theory*, Phys. Rev. B **33**, 3263 (1986), doi:10.1103/PhysRevB.33.3263.
- [34] P. Goswami and S. Chakravarty, *Quantum criticality between topological and band insulators in $3 + 1$ dimensions*, Phys. Rev. Lett. **107**, 196803 (2011), doi:10.1103/PhysRevLett.107.196803.
- [35] A. Altland and D. Bagrets, *Effective field theory of the disordered weyl semimetal*, Phys. Rev. Lett. **114**, 257201 (2015), doi:10.1103/PhysRevLett.114.257201.
- [36] B. Roy, R.-J. Slager and V. Juričić, *Global phase diagram of a dirty weyl liquid and emergent superuniversality*, Phys. Rev. X **8**, 031076 (2018), doi:10.1103/PhysRevX.8.031076.
- [37] R. Nandkishore, D. A. Huse and S. L. Sondhi, *Rare region effects dominate weakly disordered three-dimensional dirac points*, Phys. Rev. B **89**, 245110 (2014), doi:10.1103/PhysRevB.89.245110.

- [38] J. H. Pixley, D. A. Huse and S. Das Sarma, *Rare-region-induced avoided quantum criticality in disordered three-dimensional dirac and weyl semimetals*, Phys. Rev. X **6**, 021042 (2016), doi:10.1103/PhysRevX.6.021042.
- [39] J. H. Pixley, D. A. Huse and S. Das Sarma, *Uncovering the hidden quantum critical point in disordered massless dirac and weyl semimetals*, Phys. Rev. B **94**, 121107 (2016), doi:10.1103/PhysRevB.94.121107.
- [40] J. H. Pixley, Y.-Z. Chou, P. Goswami, D. A. Huse, R. Nandkishore, L. Radzihovsky and S. Das Sarma, *Single-particle excitations in disordered weyl fluids*, Phys. Rev. B **95**, 235101 (2017), doi:10.1103/PhysRevB.95.235101.
- [41] D. Zwillinger, *CRC standard mathematical tables and formulae*, CRC Press, Boca Raton, FL, ISBN 978-1439835487 (2012).