

A Proof of the Riemann Hypothesis Using Bombieri's Equivalence Theorem

Xiao Lin¹

Beijing, China

Abstract: The Riemann Hypothesis states that within the strip region of the complex plane $0 < \operatorname{Re}(s) < 1$, the Riemann $\xi(s)$ function has zeros only on the critical line $\operatorname{Re}(s) = \frac{1}{2}$ and none elsewhere. To prove the Riemann Hypothesis, we need to identify which points s make the complex function $\xi(s) = 0$, which is evidently a challenging task. Bombieri proposed a proposition in the official description of the Millennium Prize Problems stating that “The Riemann hypothesis is equivalent to the statement that all local maxima of $\xi(t)$ (on the critical line) are positive and all local minima are negative.” This provides a direction for proving the Riemann Hypothesis. In this paper, we follow Bombieri's approach to study the Riemann Hypothesis. First, we prove that the function $\xi(s)$ on the critical line (where it is a real function of a single real variable) satisfies a special differential equation. This ensures that it meets Bombieri's equivalence condition. Then, since we have not been able to find the original proof of Bombieri's equivalence theorem, we provide an independent proof for the sufficiency part of the theorem. We find that if the function $\xi(s)$ on the critical line satisfies Bombieri's equivalence condition, then by applying the Cauchy-Riemann equations to $\xi(s)$, we can prove that it has no zeros outside this critical line. Therefore, we can conclude that the Riemann Hypothesis is true. To further validate our findings, we discuss Pólya's counterexample, which is misleading for understanding the research methods and results of this paper. However, we demonstrate that this counterexample does not invalidate Bombieri's equivalence theorem or the judgments proposed in this paper, nor does it affect our proof.

Key words: Riemann hypothesis.

¹E-mail: xiao.lin_99@yahoo.com; First version: 2021-07-21; This version: 2025-03-22.

1. Introduction

In 1859, Riemann [1] used the method of analytic continuation to extend the $\zeta(s)$ function on the complex field \mathbb{C} to the following form of the function $\xi(s)$:

$$\xi(s) = \frac{1}{2}s(s-1)\pi^{-s/2}\Gamma\left(\frac{s}{2}\right)\zeta(s), \quad (1)$$

Riemann also proved that the $\xi(s)$ function can equivalently be expressed in another integral form of an analytic function:

$$\begin{aligned} \xi(s) &= \frac{1}{2} + \frac{1}{2}s(s-1) \int_1^\infty \Psi(\tau) \left(\tau^{s/2-1} + \tau^{-(1+s)/2} \right) d\tau, \\ \Psi(\tau) &= \sum_{n=1}^\infty e^{-\pi n^2 \tau} = \frac{1}{2} \left(\theta(\tau) - 1 \right), \end{aligned} \quad (2)$$

where $\theta(\tau)$ is the third kind of Jacobi θ function. Riemann discovered that if every zero of the $\xi(s)$ function (which corresponds to the non-trivial zeros of the $\zeta(s)$ function) lies within the critical strip $0 < \text{Re}(s) < 1$, then the prime number theorem could be proven. To further advance this proof, Riemann boldly proposed a hypothesis, which stated that all zeros would most likely lie on the central line $\text{Re}(s) = \frac{1}{2}$ of the critical strip. This hypothesis later became known as the Riemann Hypothesis, which holds a foundational status in analytic number theory [2-3]. Due to its importance, the Riemann Hypothesis was listed as the 8th problem in the famous 23 problems presented by Hilbert in 1900, and in 2000, it was selected as one of the seven Millennium Prize Problems by the Clay Mathematics Institute [4].

The Riemann Hypothesis can also be stated as follows: except on the critical line where the real part of s is $\frac{1}{2}$, the function $\xi(s)$ has no zeros within the entire critical strip $0 < \text{Re}(s) < 1$. Clearly, determining whether a point within the critical strip is a zero of the complex function is an extremely challenging task. So far, progress in this research direction has been minimal. In 1896, Hadamard [5] and de la Vallée Poussin [6] independently proved that $\xi(s)$ has no zeros on the boundaries $\text{Re}(s) = 0$ and $\text{Re}(s) = 1$, and they used this result to prove the prime number theorem. In 1914, Bohr and Landau [7, p.193] showed that almost all zeros of $\xi(s)$ lie within a small ε neighborhood near the critical line. Of course, the phrase “almost all” implies that there may be some exceptional zeros outside this neighborhood.

In 1956, Lehmer [8] computed some zeros of the Riemann $\zeta(s)$ function on the critical line $s = \frac{1}{2} + it$. He discovered that, in certain regions, two zeros are very close to each other, and the amplitude of the curve between these zeros is very small. Later, in 1974, Edwards [7, p.175] referred to these cases as “approximate counterexamples” to the Riemann Hypothesis. He proved that if the function $\xi(t)$ has a small positive local minimum or a small negative local maximum, then the Riemann Hypothesis would be disproven. Edwards’ theorem provides a necessary condition for the Riemann Hypothesis.

In 2000, Bombieri proposed a statement in the official description of the Millennium Prize Problems [4]: “The Riemann hypothesis is equivalent to the statement that all local maxima of $\xi(t)$ (on the critical line) are positive and all local minima are negative.” This statement elevates Edwards’ theorem to a condition that is both necessary and sufficient. If Bombieri’s assertion is correct, it would provide a more effective approach to studying the Riemann Hypothesis. This is because, on the critical line, the function $\xi(s)$ becomes a real function of a single real variable. The geometric properties of this function’s curve are simpler than the surface geometric properties of the complex function $\xi(s)$ within the critical strip, allowing for the application of more advanced mathematical tools. So far, we know that Hardy [9] has proven that $\xi(s)$ has infinitely many zeros on the critical line. Additionally, several researchers, including Platt and Trudgian [10], have shown through numerical computations that the Riemann Hypothesis holds within the range $\text{Im}(s) \leq 3 \times 10^{12}$.

We will follow Bombieri’s approach to investigate the Riemann Hypothesis.

First, in Section 2, we simplify the complex function $\xi(s)$ using Jensen’s method. We use some different notations in the formulas compared to other authors, in order to provide the best perspective for studying the Riemann Hypothesis in subsequent sections. We then list several important properties of the Jensen function, which are essential for handling the $\xi(s)$ function on the critical line.

In Section 3, we prove that on the critical line, the function $\xi(s)$ (which is a real function of a single real variable at this point) satisfies a special differential equation. Consequently, the function must exhibit geometric properties near its zeros: it is either increasing and concave down, or decreasing and concave up. This ensures that all of the function’s zeros are simple zeros, with all local maxima being greater than zero and all local minima being

less than zero. Therefore, it satisfies Bombieri's equivalence condition.

Furthermore, in Section 4, since we have not yet found the original proof of the sufficiency part of Bombieri's equivalence theorem, we independently provide a proof regarding this part. We demonstrate that if the function $\xi(s)$ satisfies Bombieri's equivalence condition on the critical line, then according to the Cauchy-Riemann equations, it must have no zeros outside this critical line. Thus, we can conclude that the Riemann Hypothesis is correct.

Finally, in Section 5, we explore Pólya's counterexample, which has caused some misunderstandings regarding the use of the Jensen form of the $\xi(s)$ function in studying the Riemann Hypothesis. We analyze it and show that it does not invalidate Bombieri's equivalence theorem or the judgments proposed in this paper. Therefore, Pólya's counterexample does not conflict with this research.

2. Integral form $\xi(s)$ and properties of Jensen's function

The Riemann $\xi(s)$ function can be expressed in two equivalent forms: (1) and (2). Our research primarily focuses on (2), but we also use (1) in Lemma 1 for quick and convenient results. In his original paper on the hypothesis [1], Riemann made a transformation of (2), rewriting it in another integral form that is still relatively complex. In 1911, at the Copenhagen conference [11], Jensen transformed this formula into an elegant form of the Fourier cosine transform. Subsequently, many authors, including Titchmarsh [12], Wintner [13], Haviland [14], Spira [15], Matiyasevich [16], and Pólya [17], have employed the Jensen form of the formula.

We will also use the Jensen form of the $\xi(s)$ function but will need to change some symbols in the equations. This will help us apply fundamental calculus knowledge, such as differential equations and the Cauchy-Riemann equations, to handle the $\xi(s)$ function further in the article. Starting from (2), we introduce a new complex variable $z = x + iy$ for the transformation:

$$s = \frac{1}{2}(z + 1). \tag{3}$$

At this point, $\xi(s)$ can be rewritten in the following form:

$$\xi(s) = \Xi(z) = \frac{1}{2} + \frac{1}{8}(z^2 - 1) \int_1^{\infty} \Psi(\tau) \tau^{-3/4} (\tau^{z/4} + \tau^{-z/4}) d\tau. \quad (4)$$

This representation of $\Xi(z)$ is different from those used by Jensen [11, 18] and Landau [19], who set (3) as $s = \frac{1}{2} + iz$. By using (3), the strip region $0 < \text{Re}(s) < 1$ in the s plane, where we originally focused on finding the zeros of the function $\xi(s)$, has now become $-1 < \text{Re}(z) < 1$ in the z plane. Meanwhile, the critical line $\text{Re}(s) = \frac{1}{2}$ also transforms to $\text{Re}(z) = x = 0$.

Moreover, we change the integration variable τ to t as follows:

$$\tau = e^{4t}, \quad (5)$$

therefore,

$$\Xi(z) = \frac{1}{2} + \frac{1}{2}(z^2 - 1) \int_0^{\infty} \Psi(e^{4t}) e^t (e^{zt} + e^{-zt}) dt. \quad (6)$$

Using the hyperbolic function $\cosh(w) = \frac{1}{2}(e^w + e^{-w})$, we obtain:

$$\Xi(z) = \frac{1}{2} + (z^2 - 1) \int_0^{\infty} F(t) \cosh(zt) dt, \quad (7)$$

where

$$F(t) = \Psi(e^{4t}) e^t = \sum_{n=1}^{\infty} \exp(t - \pi n^2 e^{4t}). \quad (8)$$

We continue to simplify the function $F(t)$. Taking its first and second derivatives, we obtain:

$$F'(t) = \sum_{n=1}^{\infty} \exp(t - \pi n^2 e^{4t}) (1 - 4\pi n^2 e^{4t}), \quad (9)$$

$$\begin{aligned} F''(t) &= \sum_{n=1}^{\infty} \exp(t - \pi n^2 e^{4t}) \left[(1 - 4\pi n^2 e^{4t})^2 - 16\pi n^2 e^{4t} \right] \\ &= F(t) + G(t), \end{aligned} \quad (10)$$

where

$$G(t) = \sum_{n=1}^{\infty} \exp(t - \pi n^2 e^{4t}) \left[16\pi^2 n^4 e^{8t} - 24\pi n^2 e^{4t} \right] \quad (11)$$

is referred to as the Jensen function [11], which differs from Jensen's original formula by only a constant factor of 8. At $t = 0$, we have [20]:

$$F(0) = \sum_{n=1}^{\infty} \exp(-\pi n^2) = \frac{1}{2}(\theta(1) - 1), \quad (12)$$

$$F'(0) = \sum_{n=1}^{\infty} \exp(-\pi n^2) (1 - 4\pi n^2) = -\frac{1}{2}, \quad (13)$$

and as $t \rightarrow \infty$,

$$\lim_{t \rightarrow \infty} F(t) \sinh(zt) = 0, \quad \lim_{t \rightarrow \infty} F'(t) \cosh(zt) = 0, \quad (14)$$

where the value of the θ function $\theta(1)$ in (12) is a finite value that can be found in the works of Whittaker and Watson [21], and equations (13) and (14) should have originally been discovered by Riemann, as they are essential for handling the integral representation of the $\xi(s)$ function. With these preparations, we can further simplify (7). Using integration by parts, we have:

$$\int_0^{\infty} F(t) \cosh(zt) dt = \frac{1}{z^2} F'(0) + \frac{1}{z^2} \int_0^{\infty} [F(t) + G(t)] \cosh(zt) dt. \quad (15)$$

Thus,

$$(z^2 - 1) \int_0^{\infty} F(t) \cosh(zt) dt = F'(0) + \int_0^{\infty} G(t) \cosh(zt) dt. \quad (16)$$

Substituting (16) into (7), we obtain an integral representation of the Riemann $\xi(s)$ function:

$$\Xi(z) = \int_0^{\infty} G(t) \cosh(zt) dt. \quad (17)$$

This formula is consistent with Jensen's original formula [11], differing only in symbolic representation. In the following chapters, we will primarily use this formula.

Now, we review several properties of the Jensen function. It can be easily verified that for $0 < t < \infty$, the Jensen function $G(t) > 0$, and as $t \rightarrow \infty$, $G(t)$ approaches 0 very rapidly. Wintner [13] proved that $G(t)$ is strictly decreasing, i.e., $G'(t) < 0$, in a brief two-page note. This important property was later independently proven by Spira [15] in 1971. In Wintner's note, he also pointed out a property attributed to Jensen, Hurwitz, and others: if

the domain of $G(t)$ is extended to the negative t axis, it remains an even function, meaning $G(-t) = G(t)$, and $G'(0) = 0$. Since this property is not easily seen from (11), we briefly repeat the proof as follows. Referring to (5) and (8), we have:

$$F(t) = \Psi(\tau)e^t, \quad \tau(t) = e^{4t}, \quad \tau'(t) = 4\tau(t), \quad \tau(-t) = \frac{1}{\tau(t)}, \quad (18)$$

and we can calculate:

$$G(t) = F''(t) - F(t) = \left[16\tau^2\Psi''(\tau) + 24\tau\Psi'(\tau)\right]e^t. \quad (19)$$

By differentiating the Jacobi identity provided by Riemann in his paper [1]:

$$2\Psi(\tau) + 1 = \tau^{-1/2}\left[2\Psi\left(\frac{1}{\tau}\right) + 1\right], \quad (20)$$

we obtain:

$$\left[16\tau^2\Psi''(\tau) + 24\tau\Psi'(\tau)\right]e^t = \left[\frac{16}{\tau^2}\Psi''\left(\frac{1}{\tau}\right) + \frac{24}{\tau}\Psi'\left(\frac{1}{\tau}\right)\right]e^{-t} = G(-t). \quad (21)$$

Thus, $G(t)$ behaves similarly to a Gaussian function. We computed its bell curve [20] and presented it in Figure 1. This property has inspired many researchers to construct other similar functions $G(t)$ to study the Riemann Hypothesis. For example, see reference [17].

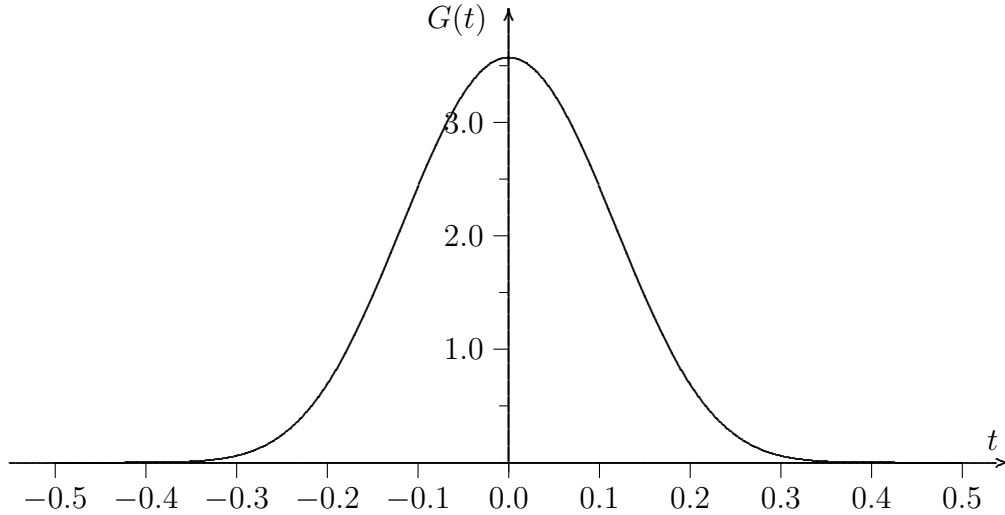


Figure 1: The Gaussian curve shape of function $G(t)$.

Since $G(t)$ is a smooth (infinitely differentiable) even function, Jensen [18] proved that its derivatives of any order at $t = 0$ and $t = \infty$ are given as follows:

$$G^{(2k-1)}(0) = 0, \quad G^{(2k)}(0) = \text{exists}, \quad \lim_{t \rightarrow \infty} G^{(k)}(t) = 0. \quad (22)$$

Although Jensen did not provide a formula for the even-order derivatives, it can be seen from equations (2) and (19) that $G^{(2k)}(0)$ is related to $\theta^{(2k+2)}(1)$, $\theta^{(2k+1)}(1)$, \dots , $\theta'(1)$. Recently, Romik [22] found a formula for calculating all derivatives of the $\theta(\tau)$ function at $\tau = 1$. Using Romik's formula, we computed some values [20]:

$$G(0) \approx 3.5736, \quad G''(0) \approx -267.6880, \quad G^{(4)}(0) \approx 51978.4213, \quad \dots \quad (23)$$

Jensen [18] and other mathematicians have also discovered many other properties of $G(t)$ and its derivatives. Gélinas collected these properties and made a comprehensive inductive summary in a reading note [23]. In it, Gélinas also derived more interesting formulas for the $G(t)$ function. For example, for $t \geq 0$, there are:

$$(2\pi\tau - 3)\pi\tau e^{t-\pi\tau} < \frac{1}{8}G(t) < (2\pi\tau - 3)\pi\tau e^{t-\pi\tau} + 32\pi^2\tau^2 e^{t-4\pi\tau}, \quad (24)$$

and

$$4G(t) < \frac{-G'(t)}{\pi\tau - \pi} < 4G(t) + 8(8\pi - 18)\pi\tau e^{t-\pi\tau}. \quad (25)$$

These two inequalities will play an important role in the subsequent work of this paper.

We will use (17) to study the Riemann Hypothesis. Since $z = x + iy$, the function $\Xi(z)$ can be separated into its real and imaginary parts, as follows:

$$\begin{aligned} \Xi(z) &= u(x, y) + iv(x, y) \\ &= \int_0^\infty G(t) \cosh(xt) \cos(yt) dt + i \int_0^\infty G(t) \sinh(xt) \sin(yt) dt, \end{aligned} \quad (26)$$

Thus, $\Xi(z) = 0$ is equivalent to $u(x, y) = v(x, y) = 0$.

3. Bombieri's equivalence condition

As mentioned in the introduction, we will study the Riemann Hypothesis based on Bombieri's equivalence theorem. In this section, we focus on the critical line, which is the line $x = 0$, at which the $\Xi(z)$ function becomes the real function $U(y)$ of a single real variable y :

$$\begin{aligned} u(0, y) &= \Xi(iy) = \int_0^\infty G(t) \cos(yt) dt =: U(y), \\ v(0, y) &= 0. \end{aligned} \quad (27)$$

We will prove that the function $U(y)$ satisfies Bombieri's equivalence condition, which states that all local maxima of $U(y)$ are positive and all local minima are negative.

Lemma 1. *For sufficiently large y , the k -th derivative of $U(y)$ satisfies the following asymptotic equation:*

$$U^{(k)}(y) = (-1)^k \left(\frac{\pi}{8} - \frac{1}{4y} \right)^k U(y) \left(1 + \mathcal{O}(y^{-1}) \right). \quad (28)$$

Proof. According to Titchmarsh's conclusion in reference [24], when the modulus of s is sufficiently large, the $\xi(s)$ function has the following asymptotic property:

$$\log \xi(s) = \frac{1}{2} s \log s + \mathcal{O}(1). \quad (29)$$

Therefore, we substitute $s = (1 + iy)/2$ into equation (29), where y is sufficiently large,

$$\begin{aligned} \log U(y) &= \log \xi\left(\frac{1 + iy}{2}\right) = -\frac{y}{4} \arctan\left(\frac{y}{1}\right) + \frac{1}{4} \log \sqrt{1 + y^2} + \mathcal{O}(1) \\ &= -\frac{\pi}{8} y + \frac{1}{4} \log y + \mathcal{O}(y^{-1}). \end{aligned} \quad (30)$$

Taking the derivative of $U(y)$, we obtain

$$U'(y) = -\left(\frac{\pi}{8} - \frac{1}{4y} \right) U(y) \left(1 + \mathcal{O}(y^{-1}) \right). \quad (31)$$

By repeatedly differentiating this equation, we arrive at equation (28). \square

Remark. Titchmarsh provided the estimate (29) through the analysis of equation (1), but during the computation, he overlooked the term $s(s-1)$. If we include this term, (29) will become

$$\log \xi(s) = \frac{1}{2} s \log s + 2 \log s + \mathcal{O}(1). \quad (32)$$

Then, through a similar derivation, (28) will be adjusted to

$$U^{(k)}(y) = (-1)^k \left(\frac{\pi}{8} - \frac{9}{4y} \right)^k U(y) \left(1 + \mathcal{O}(y^{-1}) \right). \quad (33)$$

Since the purpose of Lemma 1 is to determine a decay factor for the higher-order derivatives of $U(y)$, which will provide a basis for handling the higher-order derivative terms in the series when proving Lemma 2 later, this adjustment does not change the upper bound of the decay factor, $\pi/8$, and will not affect later usage.

Lemma 2. *All zeros of the function $U(y)$ defined in (27) are simple zeros.*

Proof. This proof is somewhat lengthy, so we will first outline the strategy. Suppose $U(y)$ has an n -th order zero at y_0 . We will perform a Taylor expansion of $U(y)$ around the point y_0 , yielding

$$U(y) \approx \frac{1}{n!} U^{(n)}(y_0)(y - y_0)^n,$$

where $U^{(n)}(y_0) \neq 0$. This implies that in the interval $y_0 < y < y_0 + \delta$, where $\delta > 0$ is sufficiently small, if $U(y) > 0$, then for all derivatives $1 \leq k \leq n$, we have $U^{(k)}(y) > 0$. Therefore, we only need to show that the case $n \geq 2$ for $U(y)$ cannot hold, which allows us to conclude that y_0 is a first-order (simple) zero.

We differentiate $U(y)$ in (27), and then apply integration by parts to obtain

$$yU'(y) + U(y) = - \int_0^{\infty} G'(t)t \cos(yt) dt. \quad (34)$$

We differentiate $U(y)$ again to get the second derivative,

$$U''(y) = - \int_0^{\infty} G(t)t^2 \cos(yt) dt. \quad (35)$$

We need to relate the function $U(y)$ with its various derivatives. These two equations inspire us to establish a relationship between $G'(t)t$ and $G(t)t^2$. Using the left inequality from (24), we have

$$\pi\tau e^{t-\pi\tau} < \frac{1}{8(2\pi\tau - 3)} G(t). \quad (36)$$

Substituting this into the right inequality from (25), we obtain

$$4G(t) < \frac{-G'(t)}{\pi\tau - \pi} < 4G(t) + \frac{8\pi - 18}{2\pi\tau - 3} G(t). \quad (37)$$

Since $\tau = e^{4t} = 1 + 4t + \dots$, we reorganize (37) to get

$$16\pi G(t) < -\frac{G'(t)}{t} < 16\pi \frac{(e^{4t} - 1)}{4t} \left[1 + \frac{4\pi - 9}{4\pi e^{4t} - 6} \right] G(t). \quad (38)$$

This equation indicates that $-G'(t)/t$ is at least 16π times $G(t)$. Figure 2 (taken from [20]) shows a comparison of three curves and also verifies (24) and (25).

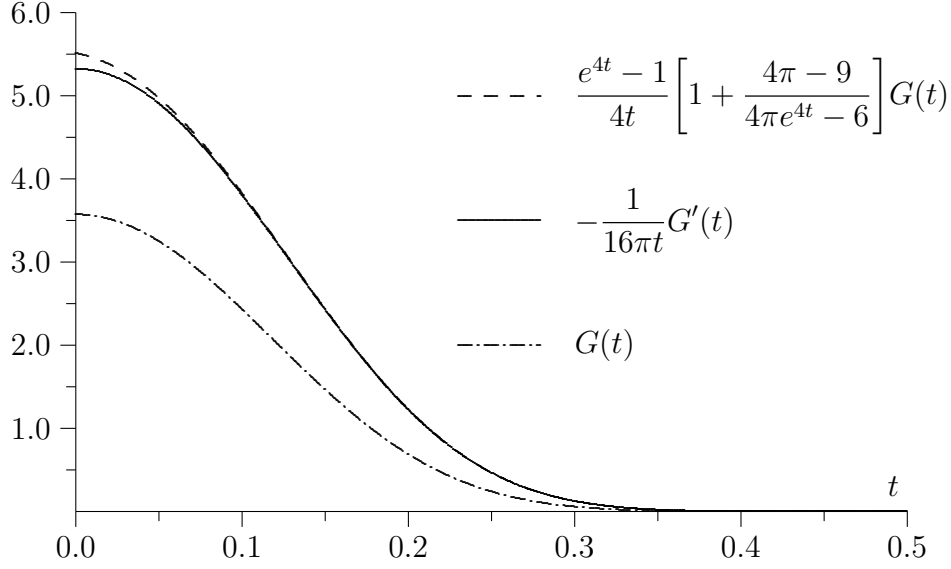


Figure 2: The relation between functions $-G'(t)/t$ and $G(t)$.

We assume that the ratio $-G'(t)/t$ and $G(t)$ can be expressed by a function $a(t)$. Since both $G(t)$ and $-G'(t)/t$ are even functions, $a(t)$ is also an even function. We can write $a(t)$ in series form:

$$\frac{-G'(t)}{tG(t)} = a(t) = a_0 + a_2t^2 + a_4t^4 + a_6t^6 + \dots \quad (39)$$

Setting $t = 0$ in (39) can yield the value of a_0 (see [20]):

$$a_0 = \lim_{t \rightarrow 0} \frac{-G'(t)}{tG(t)} = -\frac{G''(0)}{G(0)} \approx 1.4902 \times 16\pi \approx 74.9076 > 0. \quad (40)$$

Using the values of $G(0)$, $G''(0)$, and $G^{(4)}(0)$ from (23), we can also calculate the value of a_2 (see [20]):

$$\begin{aligned} a_2 &= \lim_{t \rightarrow 0} \frac{1}{t^2} \left(-\frac{G'(t)}{tG(t)} - a_0 \right) = \frac{3[G''(0)]^2 - G(0)G^{(4)}(0)}{6[G(0)]^2} \\ &\approx 381.3732 = 5.0912a_0. \end{aligned} \quad (41)$$

Although we could continue using this method to calculate other coefficients, the computations would become increasingly complex. Therefore, we opted for a simpler method to construct these coefficients $\{a_{2k}\}$.

We analyze the inequality on the right side of (38). From the comparison in Figure 2, it is clear that the two curves on either side of this inequality are very close. Therefore, there

exists a smooth function $b(t)$ such that the inequality can be expressed as an equality:

$$a(t) = \frac{-G'(t)}{tG(t)} = 16\pi \left[1 + b(t) \frac{4\pi - 9}{4\pi e^{4t} - 6} \right] \frac{(e^{4t} - 1)}{4t}, \quad (42)$$

where $b(t) \approx 1$, and the two curves differ the most at $t = 0$, that is, $b(0) < b(t) < 1$. As $t \rightarrow 0$ in the above equation, we can use a_0 to calculate the value of $b(0)$ (see [20]):

$$a_0 = 16\pi \left[1 + b(0) \frac{4\pi - 9}{4\pi - 6} \right]. \quad (43)$$

Thus, we obtain $b(0) \approx 0.9026$.

From (42), we see that $a(t)$ is primarily determined by $(e^{4t} - 1)/4t$. Since $(e^{4t} - 1)/4t$ has two asymptotic expressions in the form of even functions: $\sinh(4t)/4t$ and $\cosh(4t)$, we can verify that

$$a_0 \frac{\sinh(4t)}{4t} \leq a(t) \leq a_0 \cosh(4t), \quad (44)$$

and as $t \rightarrow \infty$,

$$a_0 \cosh(4t) - a(t) \rightarrow \infty, \quad a(t) - a_0 \frac{\sinh(4t)}{4t} \rightarrow \infty, \quad (45)$$

as shown in Figure 3 (taken from [20]).

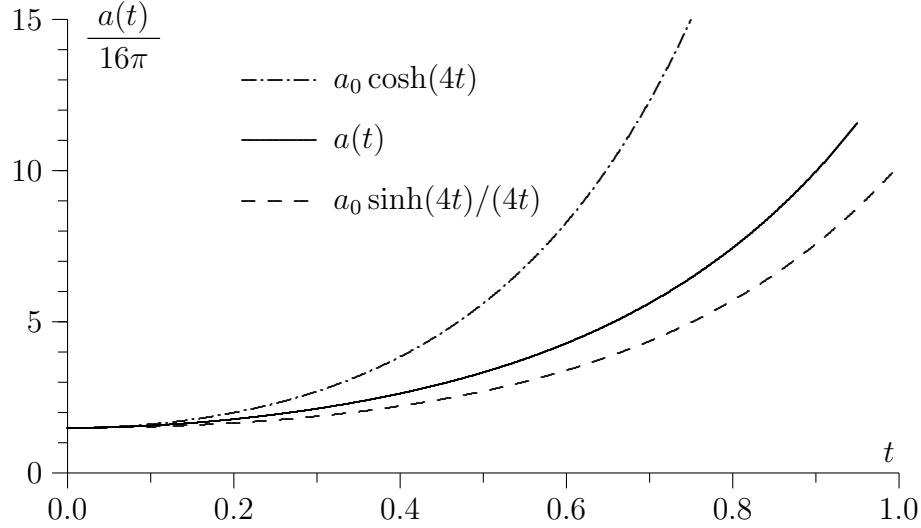


Figure 3: The curve plots of $a(t)$ and the two bounded functions.

Therefore, we perform a Taylor expansion for $\sinh(4t)/4t$ and $\cosh(4t)$ and combine it with the expression for $a(t)$ in (39), yielding

$$a_0 \sum_{k=0}^{\infty} \frac{4^{2k}}{(2k+1)!} t^{2k} \leq \sum_{k=0}^{\infty} a_{2k} t^{2k} \leq a_0 \sum_{k=0}^{\infty} \frac{4^{2k}}{(2k)!} t^{2k}. \quad (46)$$

This inequality holds for all t , thus we can prove that the coefficients of the series a_{2k} satisfy:

$$a_0 \frac{4^{2k}}{(2k+1)!} \leq a_{2k} \leq a_0 \frac{4^{2k}}{(2k)!}, \quad (k = 0, 1, 2, \dots). \quad (47)$$

First, for the $k = 0$ term, the inequality (47) automatically holds. We will remove this term from (46) and divide the expression by t^2 , resulting in a new inequality:

$$a_0 \left(\frac{4^2}{3!} + \frac{4^4}{5!} t^2 + \dots \right) \leq a_2 + a_4 t^2 + \dots \leq a_0 \left(\frac{4^2}{2!} + \frac{4^4}{4!} t^2 + \dots \right). \quad (48)$$

Setting $t \rightarrow 0$, we obtain

$$a_0 \frac{4^2}{3!} \leq a_2 \leq a_0 \frac{4^2}{2!}, \quad (49)$$

which establishes the case for $k = 1$ in (47). However, both differences $(a_0 \frac{4^2}{2!} - a_2)$ and $(a_2 - a_0 \frac{4^2}{3!})$ are finite values. According to (45), when t is sufficiently large, the differences between the three series in (48) will approach infinity. Therefore, the inequality still holds after removing the first term of the three series in (48). Further dividing the expression by t^2 yields:

$$a_0 \left(\frac{4^4}{5!} + \frac{4^6}{7!} t^2 + \dots \right) \leq a_4 + a_6 t^2 + \dots \leq a_0 \left(\frac{4^4}{4!} + \frac{4^6}{6!} t^2 + \dots \right). \quad (50)$$

Setting $t \rightarrow 0$ gives us the relationship for $k = 2$ in (47):

$$a_0 \frac{4^4}{5!} \leq a_4 \leq a_0 \frac{4^4}{4!}. \quad (51)$$

By repeating the aforementioned operations of taking $t \rightarrow \infty$ and $t \rightarrow 0$, we can prove that (47) holds for all k .

Using the function $a(t)$ and the equation $-G'(t)t = G(t)t^2 a(t)$, we can relate $U(y)$, $U'(y)$, and $U''(y)$. Referring to (34), we can obtain:

$$\begin{aligned} yU'(y) + U(y) &= - \int_0^\infty G'(t)t \cos(yt) dt = \int_0^\infty G(t)t^2 a(t) \cos(yt) dt \\ &= \int_0^\infty G(t) \left(a_0 t^2 + a_2 t^4 + a_4 t^6 + a_6 t^8 + \dots \right) \cos(yt) dt. \end{aligned} \quad (52)$$

By further differentiating (35) to obtain higher-order derivatives, we have:

$$U^{(2k)}(y) = (-1)^k \int_0^\infty G(t)t^{2k} \cos(yt) dt. \quad (53)$$

Using this result, we can rewrite the previous equation as:

$$yU'(y) + U(y) = -\left[a_0U'''(y) - a_2U^{(4)}(y) + a_4U^{(6)}(y) - a_6U^{(8)}(y) + \cdots\right]. \quad (54)$$

According to the research by Hardy [9], $U(y)$ has infinitely many zeros in the interval $0 < y < \infty$. Let y_0 be one of these zeros. We assume that y_0 is sufficiently large, as Platt and Trudgian have already proven [10] that the Riemann Hypothesis holds for $y \leq 6 \times 10^{12}$, so we need not repeat that part of the work. Furthermore, we assume that y_0 is a second-order zero. Then, in the neighborhood of y_0 , $U(y)$ can be expressed as:

$$U(y) = \frac{1}{2}U''(y_0)(y - y_0)^2\left(1 + \mathcal{O}(y - y_0)\right), \quad (55)$$

where $U''(y_0) \neq 0$. Therefore, in this neighborhood, $U''(y) \neq 0$.

Since y is large, according to Lemma 1, we have

$$U^{(2k+2)}(y) = \left(\frac{\pi}{8}\right)^{2k} U''(y) \left(1 + \mathcal{O}(y^{-1})\right), \quad (k = 1, 2, 3, \dots). \quad (56)$$

Substituting (56) into (54), we obtain

$$yU'(y) + U(y) = -cU''(y) + \mathcal{O}\left(\frac{U''(y)}{y}\right), \quad (57)$$

where

$$c = a_0 - a_2\left(\frac{\pi}{8}\right)^2 + a_4\left(\frac{\pi}{8}\right)^4 - a_6\left(\frac{\pi}{8}\right)^6 + \cdots. \quad (58)$$

It can be seen that (58) is an alternating series. According to (47), it can be verified that this series satisfies the conditions of the Leibniz criterion beginning from the second term:

$$\begin{aligned} a_{2k+2}\left(\frac{\pi}{8}\right)^{2k+2} &\leq a_0 \frac{4^{2k+2}}{(2k+2)!} \left(\frac{\pi}{8}\right)^{2k+2} \\ &= a_0 \frac{4^{2k}}{(2k+1)!} \left(\frac{\pi}{8}\right)^{2k} \frac{4^2}{2k+2} \left(\frac{\pi}{8}\right)^2 \\ &\leq a_{2k} \left(\frac{\pi}{8}\right)^{2k}, \quad (k = 1, 2, 3, \dots), \end{aligned} \quad (59)$$

and

$$\lim_{k \rightarrow \infty} a_{2k} \left(\frac{\pi}{8}\right)^{2k} \leq \lim_{k \rightarrow \infty} a_0 \frac{4^{2k}}{(2k)!} \left(\frac{\pi}{8}\right)^{2k} = 0. \quad (60)$$

Therefore, the series (58) converges and has a finite value c . By multiplying the series by -1 and moving the first term to the left-hand side, we obtain an estimate for c :

$$a_0 - c = a_2 \left(\frac{\pi}{8}\right)^2 - a_4 \left(\frac{\pi}{8}\right)^4 + a_6 \left(\frac{\pi}{8}\right)^6 - \cdots \leq a_2 \left(\frac{\pi}{8}\right)^2. \quad (61)$$

From (41), we can calculate that $c \geq a_0 - a_2(\pi/8)^2 \geq 0.2148a_0 > 0$.

Therefore, for $y = y_0 + \delta$, where $\delta > 0$ is sufficiently small, according to (55), if $U(y) > 0$, we have $U'(y) > 0$ and $U''(y) > 0$. Conversely, if $U(y) < 0$, we find $U'(y) < 0$ and $U''(y) < 0$. However, both of these situations contradict (57), which proves that y_0 is not a second-order zero.

We assume that y_0 is a third-order zero. In a neighborhood of y_0 , $U(y)$ can be expressed as:

$$U(y) = \frac{1}{3!} U'''(y_0)(y - y_0)^3 \left(1 + \mathcal{O}(y - y_0)\right), \quad (62)$$

where $U'''(y_0) \neq 0$, so $U'''(y)$ is also non-zero in this neighborhood. Differentiating equation (54) with respect to y , we obtain

$$yU''(y) + 2U'(y) = -\left[a_0 U'''(y) - a_2 U^{(5)}(y) + a_4 U^{(7)}(y) - \cdots\right]. \quad (63)$$

According to Lemma 1, we have:

$$U^{(2k+3)}(y) = \left(\frac{\pi}{8}\right)^{2k} U'''(y) \left(1 + \mathcal{O}(y^{-1})\right), \quad (k = 1, 2, 3, \cdots). \quad (64)$$

Substituting (64) into (63), we get:

$$yU''(y) + 2U'(y) = -cU'''(y) + \mathcal{O}\left(\frac{U'''(y)}{y}\right), \quad (65)$$

where $c > 0$ is the same value as the c in (58).

Therefore, for $y = y_0 + \delta$, according to (62), if $U(y) > 0$, then we have $U'(y) > 0$, $U''(y) > 0$, and $U'''(y) > 0$. Conversely, if $U(y) < 0$, then we have $U'(y) < 0$, $U''(y) < 0$, and $U'''(y) < 0$. However, both of these situations contradict (65), thereby proving that y_0 is not a third-order zero either.

If $U(y)$ has a high-order zero y_0 of order $n \geq 4$, we can differentiate (54) several times to obtain

$$yU^{(n-1)}(y) + (n-1)U^{(n-2)}(y) = -\left[a_0 U^{(n)}(y) - \hat{a}_2 U^{(n+2)}(y) + \cdots\right]. \quad (66)$$

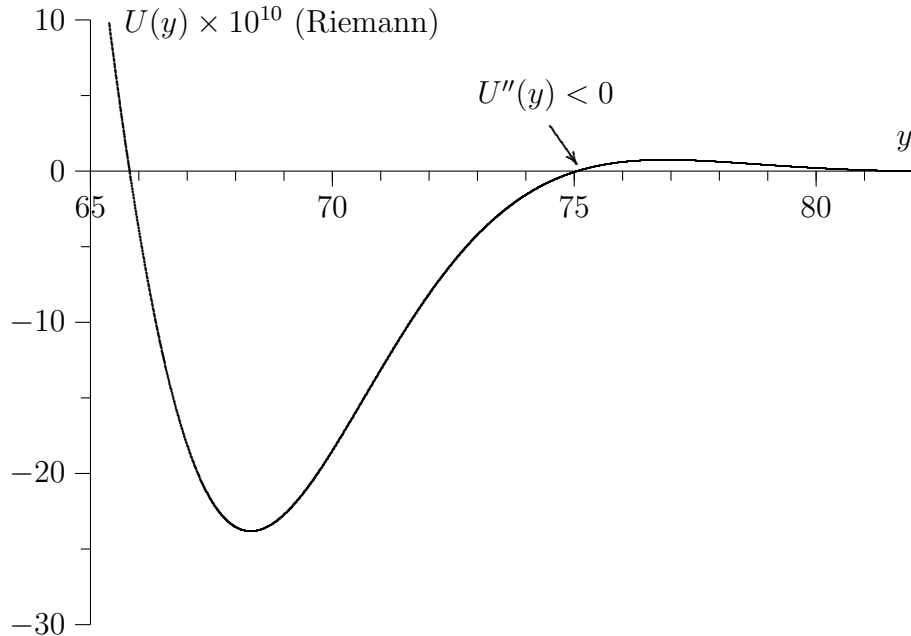


Figure 4: A section of $U(y)$ curve from the Riemann's $\xi(s)$ function.

By analyzing this in a manner similar to the previous discussions, we can derive a contradiction, thereby proving that y_0 cannot be a high-order zero of order $n \geq 4$. Thus, $U(y)$ only has simple zeros. \square

Remark. Lemma 2 can be intuitively explained through Figure 4 (taken from [20]). This figure shows the shape of the partial $U(y)$ curve near the 5th to 7th zeros. At the zero near $y = 75$, the curve exhibits a strictly increasing and downward concave shape (or, near two adjacent zeros, it shows a strictly decreasing and upward concave shape). This characteristic indicates that $U(y)$ cannot have any high-order zeros.

Theorem 1. *The function $U(y) := u(0, y)$ defined in (27) satisfies Bombieri's equivalence conditions. Specifically, between each pair of adjacent zeros, $U(y)$ has exactly one stationary point y_m that satisfies $U'(y_m) = 0$, and at this point, $U(y_m)$ is either a positive local maximum or a negative local minimum.*

Proof. According to Lemma 2, all zeros of $U(y)$ are simple zeros. By Rolle's theorem, there exists at least one point y_m between each pair of adjacent zeros such that $U'(y_m) = 0$.

In the neighborhood $|y - y_m| < \delta$, $U'(y)$ can be approximated as:

$$U'(y) = \frac{1}{n!}U^{(n+1)}(y_m)(y - y_m)^n \left(1 + \mathcal{O}(y - y_m)\right), \quad (67)$$

where $n \geq 1$ and $U^{(n+1)}(y_m) \neq 0$. If $n = 2$, then $U'''(y_m) \neq 0$. Without loss of generality, assume $U'''(y_m) > 0$. According to (67), in the region $y_m < y < y_m + \delta$, we would have $U'(y) > 0$, $U''(y) > 0$, and $U'''(y) > 0$, which contradicts (65). A similar argument applies if $U'''(y_m) < 0$. Therefore, $n \neq 2$. Likewise, when $n \geq 3$, the same contradiction arises.

In summary, the only possible case is $n = 1$. In the neighborhood of y_m , (54) simplifies to:

$$yU'(y) + U(y) = -cU''(y) + \mathcal{O}\left(\frac{U''(y)}{y}\right), \quad (68)$$

which is the same as (57), but from (67) we see that there is no fixed relationship between $U(y)$ and $U'(y)$. Since $U'(y_m) = 0$, if $U(y_m) > 0$, then (68) requires $U''(y_m) < 0$, indicating that $U(y_m)$ is a positive local maximum. Conversely, if $U(y_m) < 0$, then (68) requires $U''(y_m) > 0$, meaning $U(y_m)$ is a negative local minimum. Therefore, $U(y)$ cannot exhibit positive local minima or negative local maxima. Furthermore, there is exactly one stationary point y_m between each pair of adjacent zeros. \square

4. Zeros outside the critical line

According to Theorem 1, the function $\Xi(z)$ satisfies Bombieri's equivalence conditions. Based on Bombieri's equivalence theorem, the Riemann Hypothesis holds, meaning that apart from the critical line $\text{Re}(z) = 0$, the function $\Xi(z)$ has no zeros in the entire z -plane. Therefore, as long as Bombieri's equivalence theorem is correct, this work is complete. However, while we believe that Bombieri has an original proof for his theorem, we have so far been unable to find this proof in the public literature. To complete this article, we will provide an independent proof of the sufficiency portion of that theorem. Of course, if Bombieri's original proof is found later, he should receive precedence in recognition.

Our next task is to search for zeros of the $\Xi(z)$ function outside the critical line. As Pólya describes in references [17,20], the traditional method is to find a function $A(z)$ such that $|A(z)\Xi(z) - 1| = B(z)$ is bounded and less than 1, thereby proving that $\Xi(z)$ has no zeros.

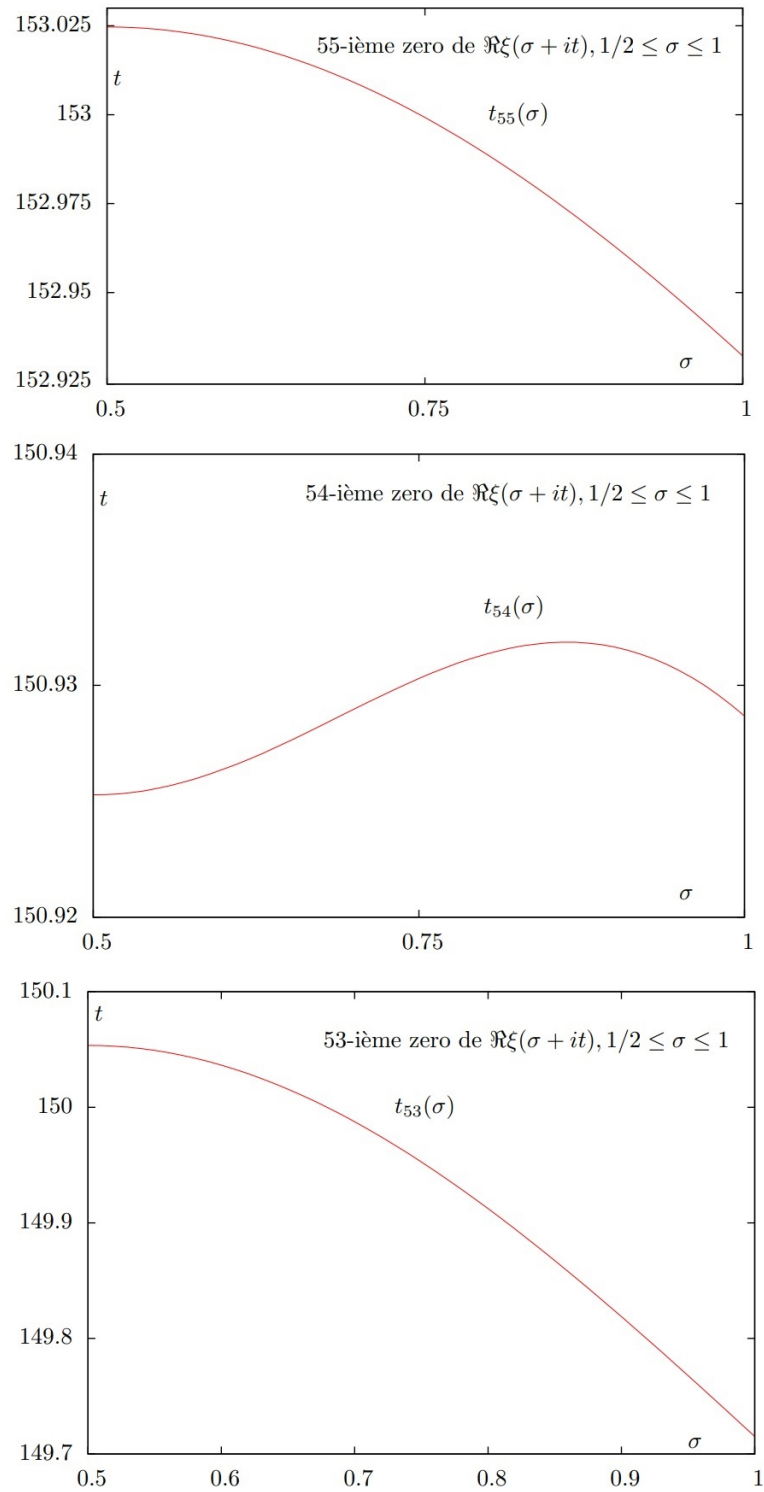


Figure 5: The zero contours of $\Re(\xi(s))$ in the critical strip, obtained by Gélinas using Pari/GP and Gnuplot system in 2017. Picture permission from Gélinas.

However, finding such an $A(z)$ is by no means easy. Our approach stems from numerical studies of the zero-value contour lines of the $\Xi(z)$ function (both its real and imaginary parts) in the critical strip. Figure 5 shows some zero-value contour lines of the function $u(x, y)$, generated by G elinas in 2017 using the Pari/GP and Gnuplot systems (see references [20,25]). The figure indicates that these contour lines divide the critical strip into several subregions. In each subregion, $u(x, y) \neq 0$, and $u(x, y) = 0$ occurs only on the boundary lines of the subregions (i.e., on the zero-value contour lines). According to (26), $\Xi(z) = 0$ is equivalent to $u(x, y) = v(x, y) = 0$. If we can prove that the function $v(x, y) \neq 0$ on these contour lines, then we can ensure that $\Xi(z)$ is non-zero throughout the entire critical strip.

Similarly, we can use the zero-value contour lines of the $v(x, y)$ function to partition the critical strip. In this way, we find that combining Theorem 1 with the Cauchy-Riemann equations allows us to conveniently demonstrate that $u(x, y) \neq 0$ on the zero-value contour lines of the $v(x, y)$ function. This conclusion verifies the sufficiency of Bombieri's equivalence theorem, thus completing the proof of the Riemann Hypothesis.

Lemma 3. *There exists an $\varepsilon(y) > 0$ that forms two ε regions $\omega = \{(x, y) : 0 < |x| < \varepsilon(y)\}$ on either side of the critical line $x = 0$. In these regions, the function $\Xi(z)$ has no zeros.*

Proof. We first mention a similar result. In 1914, Bohr and Landau [7, p.193] proved a conclusion: that almost all zeros of the function $\Xi(z)$ lie within a small region $|x| < \varepsilon$. However, their proof did not confirm whether individual zeros could exist outside the critical line $x = 0$. In contrast, this lemma further clarifies that there are no zeros in the ε regions outside the critical line.

From (26), we know that along the critical line $x = 0$, $v(0, y) = 0$. If at some point on the line, the partial derivative $v_x(0, y) \neq 0$, as shown in Figure 6, then there exists an $\varepsilon_1 > 0$ such that for any nearby point (x, y) satisfying $0 < |x| < \varepsilon_1$, we have

$$v(x, y) = v_x(0, y)x + \mathcal{O}(x^2) \neq 0. \tag{69}$$

Clearly, ε_1 depends on the distance $|y - y_m|$ from the point $(0, y)$ to $(0, y_m)$, where y_m is the y -coordinate of the point that makes the partial derivative $v_x(0, y_m) = 0$. If $|y - y_m| > 0$, then $\varepsilon_1 = \varepsilon_1(y) > 0$.

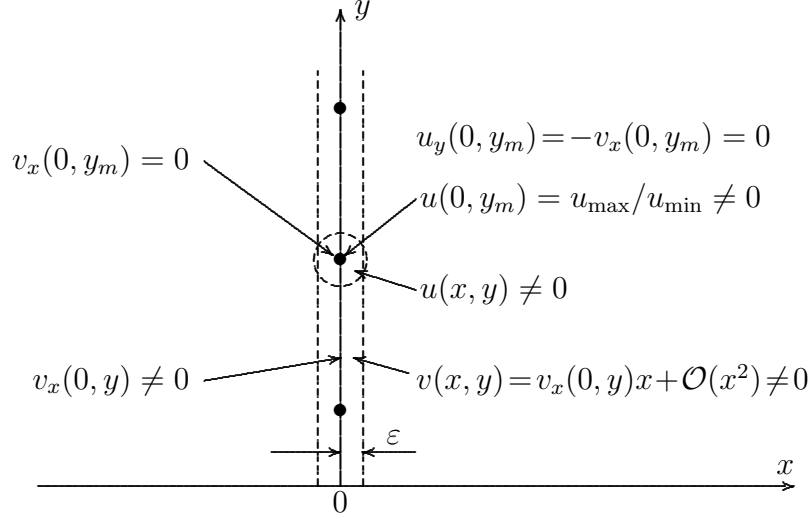


Figure 6: Two ε -domains attached to the critical line, in which $\Xi(z)$ has no zero.

If (x, y) is near the point $(0, y_m)$ and at this point $v_x(0, y_m) = 0$, then according to the Cauchy-Riemann equations:

$$\frac{\partial u}{\partial y} = -\frac{\partial v}{\partial x}, \quad (70)$$

we obtain $u_y(0, y_m) = -v_x(0, y_m) = 0$. According to Theorem 1, the curve $u(0, y)$ attains a local maximum or minimum at the point $(0, y_m)$, thus $u(0, y_m) \neq 0$. Since $u(x, y)$ is continuous, there exists an $\varepsilon_2 = \varepsilon_2(y_m) > 0$ such that when

$$\sqrt{x^2 + (y - y_m)^2} < \sqrt{2}\varepsilon_2,$$

we have $u(x, y) \neq 0$.

Because prime numbers are countable, according to the prime number theorem, the zeros of the function $u(0, y) = U(y)$ on the critical line $x = 0$ are countable and are all isolated points. Combining this with Theorem 1, it can be seen that the stationary points of this function are likewise isolated. Therefore, along the critical line, the distance between any two adjacent stationary points y_m and y_{m+1} of the curve $u(0, y)$ satisfies $|y_{m+1} - y_m| > 0$. Based on this, we can construct the following piecewise-defined function:

$$\varepsilon(y) = \begin{cases} \varepsilon_2(y_m), & \text{if } |y - y_m| < \varepsilon_2(y_m), \\ \varepsilon_1(y), & \text{otherwise} \end{cases} \quad (71)$$

Then, we establish two ε regions on either side of the critical line $x = 0$:

$$\omega = \{(x, y) : 0 < |x| < \varepsilon(y)\}, \quad (72)$$

Clearly, within this region, the functions $u(x, y)$ and $v(x, y)$ cannot both be zero simultaneously, thus $\Xi(z)$ has no zeros in this region. \square

Lemma 4. *The function $\Xi(z)$ has no zeros in the region $|x| > 0$.*

Proof. This is the final step in proving the Riemann Hypothesis. To prove this lemma, we will use the zero-value contour lines of the function $v(x, y)$ to partition the region into several subregions. Since $v(x, y) \neq 0$ in these subregions, our goal is to show that along all these zero-value contour lines of $v(x, y)$, we always have $u(x, y) \neq 0$. Given the symmetry of the function $\Xi(z)$, we will only consider the right half-plane where $x > 0$, which also includes the strip $0 < x < 1$.

According to Lemma 3, there exists an ε region $\omega = \{(x, y) : 0 < x < \varepsilon(y)\}$ adjacent to the critical line $x = 0$. Since along the line $x = 0$, $v_x(0, y)$ can be either greater than 0 or less than 0, from (69), it follows that the region ω can be partitioned into multiple subregions ω_k ($k = \dots, -1, 0, 1, \dots$). If the function $v(x, y)$ is positive in ω_k , then it must be negative in ω_{k+1} . The boundary between ω_k and ω_{k+1} is a curve denoted as $y = \varphi_k(x)$, where $v(x, \varphi_k(x)) = 0$. This curve begins at a point where $v_x(0, y_m) = -u_y(0, y_m) = 0$, which indicates that at this point, $u(0, y_m)$ reaches a positive local maximum or a negative local minimum.

Specifically, we represent ω_k as

$$\omega_k = \{(x, y) : 0 < x < \varepsilon(y), \varphi_{k-1}(x) < y < \varphi_k(x), (-1)^k v(x, y) > 0\}. \quad (73)$$

Since $v(x, y)$ is analytic (continuous and differentiable) for $x > 0$, we can extend each subregion ω_k to fill the entire half-plane:

$$\Omega_k = \{(x, y) : x > 0, \varphi_{k-1}(x) < y < \varphi_k(x), (-1)^k v(x, y) > 0\}. \quad (74)$$

The boundary between Ω_k and Ω_{k+1} is still denoted as $y = \varphi_k(x)$, where $v(x, \varphi_k(x)) = 0$. These boundary curves are the zero-value contour lines of the function $v(x, y)$. Although these curves may have complex geometric shapes, they can be categorized into three situations: (i) the curves do not intersect or branch; (ii) some curves intersect; (iii) some curves branch. We will prove that not all of these situations can occur. If such situations do exist,

then $u(x, y)$ will not equal zero on those curves, which implies that $\Xi(z) \neq 0$ throughout the entire half-plane.

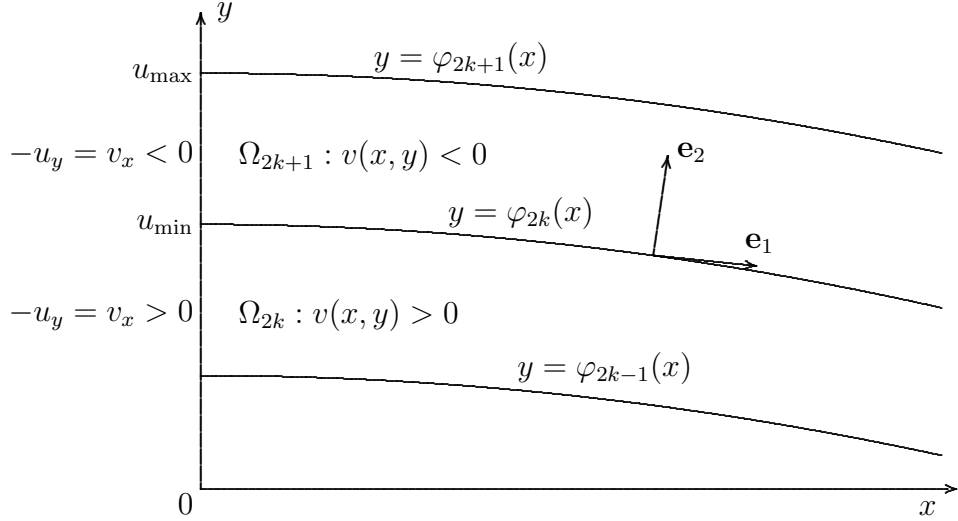


Figure 7: Case (i): The boundary curves of the subregions do not intersect or branch.

In case (i), we assume that all curves $y = \varphi_k(x)$ do not intersect or branch within the half-plane $x > 0$. The general case is illustrated in Figure 7. In the subregion Ω_{2k} , we have $v(x, y) > 0$. Therefore, on the left boundary $x = 0$, we have $-u_y = v_x > 0$, indicating that $u(0, y)$ is decreasing along this left boundary and reaches a minimum value $u_{\min} < 0$ at the boundary between Ω_{2k} and Ω_{2k+1} (i.e., at the starting point of the curve $y = \varphi_{2k}(x)$).

Along the curve $y = \varphi_{2k}(x)$, we denote the vectors in the direction of the curve and perpendicular to the curve as

$$\mathbf{e}_1 = (1, \varphi'_{2k}(x)), \quad \mathbf{e}_2 = (-\varphi'_{2k}(x), 1). \quad (75)$$

Since $v(x, y)$ is positive in the subregion Ω_{2k} and negative in the next subregion Ω_{2k+1} , it is strictly decreasing in the direction of \mathbf{e}_2 , meaning the directional derivative is negative. We compute this directional derivative and apply the Cauchy-Riemann equations to transform it, obtaining:

$$\begin{aligned} 0 > \nabla v \cdot \mathbf{e}_2 &= \left(\frac{\partial v}{\partial x}, \frac{\partial v}{\partial y} \right) \cdot (-\varphi'_{2k}(x), 1) = -\varphi'_{2k}(x) \frac{\partial v}{\partial x} + \frac{\partial v}{\partial y} \\ &= \varphi'_{2k}(x) \frac{\partial u}{\partial y} + \frac{\partial u}{\partial x} = \nabla u \cdot \mathbf{e}_1. \end{aligned} \quad (76)$$

Thus, the function $u(x, y)$ is strictly decreasing in the direction of \mathbf{e}_1 , which means that $u(x, \varphi_{2k}(x)) < u_{\min} < 0$. Similarly, along the next curve $y = \varphi_{2k+1}(x)$, we can show that $u(x, \varphi_{2k+1}(x)) > u_{\max} > 0$.

In summary, we conclude that for any $z = x + iy$ (where $x > 0$), if (x, y) is located within some Ω_k , then $v(x, y) \neq 0$; otherwise, (x, y) must lie on a curve $y = \varphi_k(x)$, at which point $u(x, y) \neq 0$. Therefore, $\Xi(z) \neq 0$.

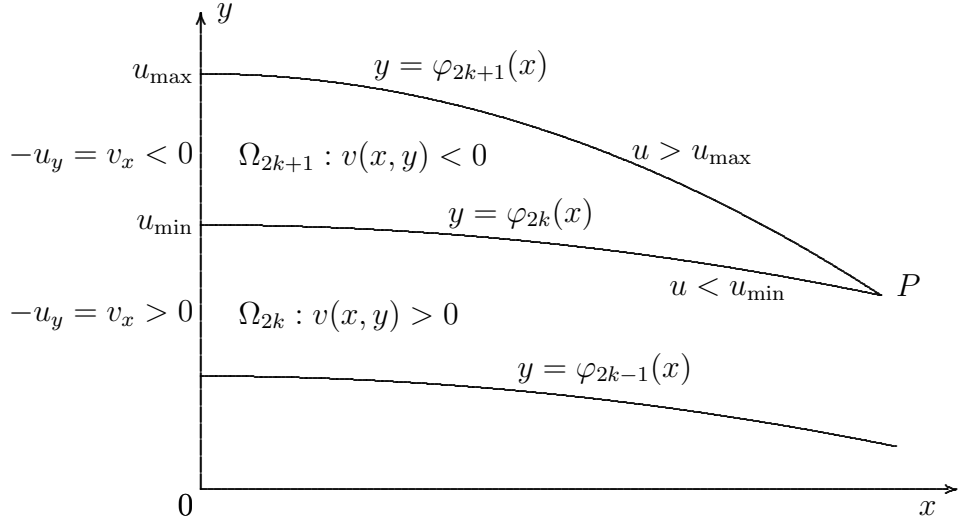


Figure 8: Case (ii): Two boundary curves of the subregions intersect at point P .

In case (ii), we assume that the two curves $y = \varphi_{2k}(x)$ and $y = \varphi_{2k+1}(x)$ intersect at a point P , as shown in Figure 8. Based on the conclusion from case (i), along the curve $y = \varphi_{2k}(x)$, we have $u(x, y) < u_{\min} < 0$; along the next curve $y = \varphi_{2k+1}(x)$, we have $u(x, y) > u_{\max} > 0$. Therefore, the intersection point P becomes a discontinuity for $u(x, y)$. This contradicts the fact that $\Xi(z)$ is an analytic function. Thus, any two curves cannot intersect.

In case (iii), assume that the curve $y = \varphi_{2k}(x)$ branches at point P , generating a new curve $y = \hat{\varphi}_{2k}(x)$, which creates two new subregions (as shown in Figure 9), with opposite signs of $v(x, y)$. We already know that on the lower boundary of Ω_{2k} , $u(x, \varphi_{2k-1}(x)) > u_{\max} > 0$, while on the upper boundary, $u(x, \varphi_{2k}(x)) < u_{\min} < 0$. Consider a point Q within the subregion Ω_{2k} and take the shortest path from this point to the upper and lower boundaries. We define two unit vectors perpendicular to and parallel to this path direction

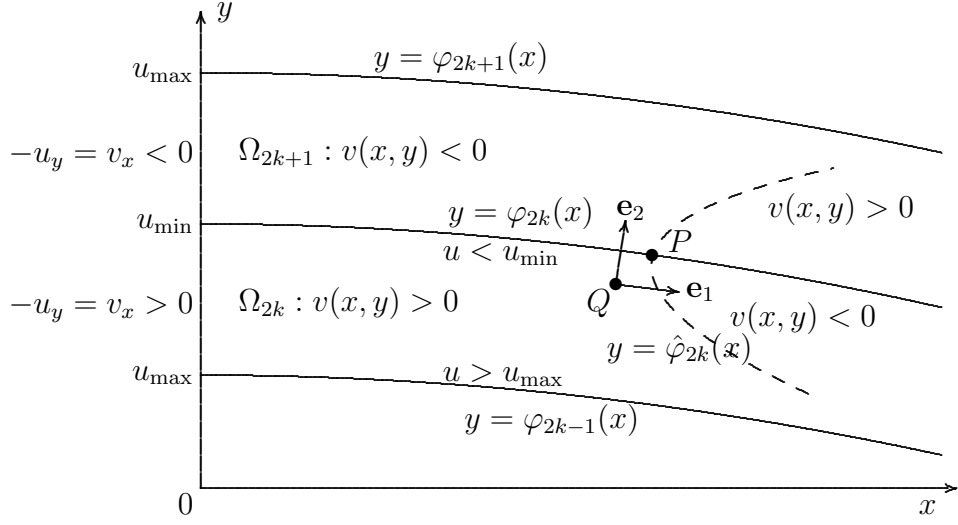


Figure 9: Case (iii): A boundary curve of the subregion branches.

as follows:

$$\mathbf{e}_1 = (n_1, n_2), \quad \mathbf{e}_2 = (-n_2, n_1). \quad (77)$$

Therefore, in Ω_{2k} , the function $u(x, y)$ is monotonically decreasing in the direction of \mathbf{e}_2 , meaning that $\nabla u \cdot \mathbf{e}_2 \leq 0$. According to the Cauchy-Riemann equations:

$$\nabla v \cdot \mathbf{e}_1 = \frac{\partial v}{\partial x} n_1 + \frac{\partial v}{\partial y} n_2 = -\frac{\partial u}{\partial y} n_1 + \frac{\partial u}{\partial x} n_2 = -\nabla u \cdot \mathbf{e}_2 \geq 0. \quad (78)$$

This indicates that $v(x, y)$ is monotonically increasing in the direction of \mathbf{e}_1 . Since $v(x, y) > 0$ holds within Ω_{2k} , there must be $v(x, y) > 0$ to the left of the new curve $y = \hat{\varphi}_{2k}(x)$. If there exists $v(x, y) < 0$ to its right, then $v(x, y)$ would be discontinuous along the curve $y = \hat{\varphi}_{2k}(x)$, which contradicts the continuity of the analytic function $\Xi(z)$. Therefore, the original curve $y = \varphi_{2k}(x)$ cannot branch, and the proof is complete. \square

Based on Lemmas 3 and 4, we have proven the following result:

Theorem 2. *If the function $\Xi(z)$ satisfies Bombieri's equivalence conditions on the critical line $\text{Re}(z) = 0$, meaning that all local maxima of the function on the critical line are positive and all local minima are negative, then it has no zeros outside this critical line.*

Thus, combining Theorem 1 and Theorem 2, the Riemann Hypothesis holds.

5. The counterexample from Pólya

After the passing of J.L.W.V. Jensen, Pólya was authorized to handle his Nachlass. Pólya provided detailed proofs of all the interesting properties of the Riemann $\xi(s)$ function discovered by Jensen, and he wrote an important paper in German, published in a Danish journal in 1927 [18]. Finally, Pólya needed to confirm whether Jensen had found a proof of the Riemann Hypothesis. To address this question, Pólya devised a disastrous function at the end of that article. This function also took the form of a Fourier cosine transform and featured a Gaussian-type kernel function similar to Jensen's function $G(t)$. Therefore, Pólya's function was very similar to the Riemann $\xi(s)$ function studied by Jensen but had zeros outside the critical line. From that point on, any method that used Jensen's function as the integral kernel for a Fourier transform to prove the Riemann Hypothesis was considered equally applicable to Pólya's counterexample and, thus, deemed invalid.

Here we use the notation from the article to review the mathematical expression of Pólya's counterexample. We use the subscript 1 to denote the function in Pólya's counterexample. Compared to (17), Pólya's counterexample is a linear combination of two equations:

$$\Xi_1(z) = e^{\frac{1}{2}z^2} \left(\cosh(z) + \alpha \right) = \frac{2}{\sqrt{2\pi e}} \int_0^{\infty} e^{-\frac{1}{2}t^2} \left(\cosh(t) + \alpha\sqrt{e} \right) \cosh(zt) dt, \quad (79)$$

where α is a parameter. When $-1 < \alpha < 1$, the function $\Xi_1(z) = e^{\frac{1}{2}z^2} (\cosh(z) + \alpha)$ has infinitely many simple zeros on the y -axis, which is consistent with the behavior of the Riemann $\Xi(z)$ function. However, it can be observed that when $\alpha = 1$, $\Xi_1(z)$ on the y -axis becomes

$$\Xi_1(iy) = e^{\frac{1}{2}(iy)^2} (\cosh(iy) + 1) = e^{-\frac{1}{2}y^2} (\cos(y) + 1) = 2e^{-\frac{1}{2}y^2} \cos^2\left(\frac{y}{2}\right), \quad (80)$$

and thus it has infinitely many second-order zeros on the y -axis, specifically at

$$y_k = (2k + 1)\pi, \quad (k = 0, \pm 1, \pm 2, \dots).$$

When $\alpha > 1$, the function $\Xi_1(z)$ no longer has zeros on the y -axis. From $\cosh(z) + \alpha = 0$, the zeros can be found in the region where $x \neq 0$, expressed as

$$z_k = \ln(\alpha \pm \sqrt{\alpha^2 - 1}) + i2k\pi, \quad (k = 0, \pm 1, \pm 2, \dots).$$

Therefore, it is necessary to verify whether Pólya's example invalidates the methods and results obtained in this paper.

We first verify whether Pólya's counterexample undermines the Bombieri equivalence theorem followed and proved in this paper. In fact, we can restate Theorem 2 as follows: if $\Xi(z)$ has zeros outside the critical line, then it must have a positive local minimum or a negative local maximum on the critical line. Pólya's counterexample is precisely this case. From (79) we obtain

$$\Xi_1(iy) = U_1(y) = e^{-\frac{1}{2}y^2} (\cos(y) + \alpha). \quad (81)$$

When $\alpha > 1$, this expression indeed has infinitely many positive local minima. Therefore, Pólya's counterexample, in the case of $\alpha > 1$, has zeros outside the critical line, which does not contradict the theorem presented in this paper.

Secondly, we need to prove that the criterion used in this paper for determining the simple zeros of the function $U(y)$ also applies to detecting the occurrence of second-order zeros in $U_1(y)$ from Pólya's counterexample when $\alpha = 1$. To demonstrate this, we directly analyze the geometric shape of Pólya's $U_1(y)$ function. Differentiating (81), we find:

$$\begin{aligned} U_1'(y) &= -yU_1(y) - e^{-\frac{1}{2}y^2} \sin(y), \\ U_1''(y) &= (y^2 - 1)U_1(y) + e^{-\frac{1}{2}y^2} (2y \sin(y) + \alpha). \end{aligned} \quad (82)$$

According to the standard proposed in this paper, a necessary condition for the zero of $U_1(y)$ to be a second-order zero is to satisfy $U_1(y) > 0$, $U_1'(y) > 0$, and $U_1''(y) > 0$ near the zero. Therefore, we derive the following three equations to solve for the critical value α_c where a second-order zero might occur:

$$\begin{aligned} \cos(y) + \alpha &= 0, \\ -\sin(y) &\geq 0, \\ 2y \sin(y) + \alpha &\geq 0. \end{aligned} \quad (83)$$

By solving the above system of equations in the vicinity of $\alpha = 1$, we obtain the result [20]: $\alpha_c \approx 0.98617$. This means that when $\alpha \geq \alpha_c$, a strictly increasing and upward concave curvature shape has already formed near the zero. As α approaches 1, this will ultimately

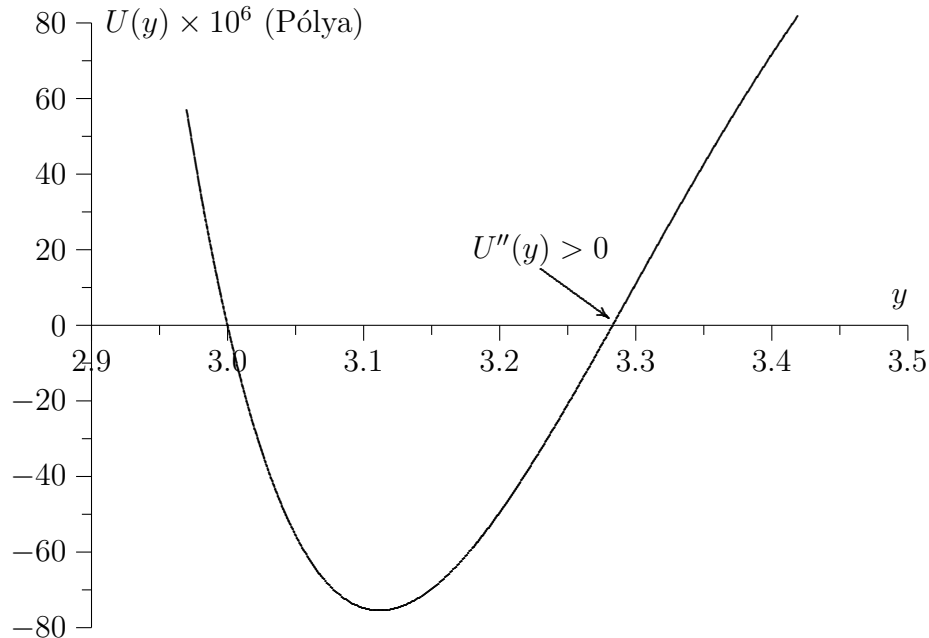


Figure 10: A section of $U(y)$ curve from the Pólya's function, with $\alpha = 0.99$.

change the zero from first order to second order. Figure 10 shows the graph of $U_1(y)$ based on calculations from [20], illustrating the geometric form of the curve near the corresponding zero, which can be compared to Figure 4.

Thus, for the study of the Riemann Hypothesis and Pólya's counterexample, the theorems and criteria used in this paper are consistent. The exceptional cases arising in Pólya's counterexample are entirely determined by the properties of its $\Xi_1(z)$ function and do not undermine the theorems and criteria presented in this paper. This also indicates that the validity of the Riemann Hypothesis is independent of whether there is a Gaussian-type integral kernel function, and Pólya's counterexample does not affect the work and results of this paper.

Finally, we will compare the functions in Pólya's counterexample with the corresponding functions in this paper to illustrate that the proof methods in this paper have a degree of independence and cannot be interchanged with the research methods of Pólya's counterexample.

We first compare the higher-order derivatives of $U_1(y)$ and $U(y)$. In Pólya's example, as shown in (81), $U_1(y)$ has a bounding function of $e^{-\frac{1}{2}y^2}$, so $U_1'(y)/U_1(y) \approx -y$. In our work,

based on Lemma 1, the bound is $U(y) = e^{-(\pi/8)y}$, thus $U'(y)/U(y) \approx -\pi/8$. In contrast, for the function $U_1(y)$, the higher the order of differentiation, the larger the value of the derivative. This makes it impossible for us to handle the series in (54).

We further compare the kernel function $G_1(t)$ in Pólya's counterexample with the kernel function $G(t)$ in the Riemann Hypothesis (i.e., Jensen's function (11)). In Pólya's example, from (79), the integral kernel is given by

$$G_1(t) = \frac{2}{\sqrt{2\pi e}} e^{-\frac{1}{2}t^2} (\cosh(t) + \alpha\sqrt{e}). \quad (84)$$

From (84), we can calculate the relationship between $-G_1'(t)/t$ and $G_1(t)$:

$$\begin{aligned} G_1'(t) &= tG_1(t) - \frac{2}{\sqrt{2\pi e}} e^{-\frac{1}{2}t^2} \sinh(t) \\ &= tG_1(t) - \frac{\sinh(t)}{\cosh(t) + \alpha\sqrt{e}} G_1(t). \end{aligned} \quad (85)$$

This equation shows a significant difference compared to (38): $-G_1'(t)/t$ is smaller than $G_1(t)$, while $-G'(t)/t$ is more than 16π times $G(t)$. Thus, Pólya's $G_1(t)$ function decreases much more slowly as t increases compared to Jensen's $G(t)$. Thanks to the favorable property of Jensen's function $G(t)$, we calculated the first term $a_0 = 74.9076$ for the series $a(t)$ in (40). This number is sufficiently large to ensure that $c > 0$ in (58), allowing for the effective differential equation (57), which enables the subsequent proofs to proceed smoothly. However, if we switch to Pólya's counterexample, the situation is entirely different. From (85), we can calculate

$$(a_0)_1 = \lim_{t \rightarrow 0} \frac{-G_1'(t)}{tG_1(t)} = 1 - \frac{1}{1 + \alpha\sqrt{e}} < 1. \quad (86)$$

This coefficient is too small. If we were to directly apply the method of constructing the differential equation used in this paper to analyze Pólya's counterexample $\Xi_1(z)$ for zeros on the critical line, we would encounter a completely different scenario.

In summary, the proof methods in this paper are specifically designed for the Riemann $\xi(s)$ function and possess a degree of independence; their validity should not be judged based on whether they can be parallelly applied to Pólya's counterexample.

Acknowledgments. The author thanks colleague Xue Jian from Jianxin Financial Technology Co., Ltd. for valuable verification of this paper. Special thanks to Jacques Gélinas from Ottawa, Canada, for his valuable insights and many useful references. The two inequalities (24) and (25) he proposed in his reading notes [23], as well as the Pólya counterexample he provided [20,26], were crucial for proving Lemma 2 and Theorem 1 in this paper. Additionally, his computational images of the zero-value contour lines [20,25] provided important ideas for proving Lemmas 3 and 4 in this work. The author also appreciates the support from Tavor Liu, an excellent high school student who provided many references on the Riemann Hypothesis. Thanks to Yang Bicheng from Guangdong University of Education for suggesting improvements to this paper. Thanks to Yaoming Shi from Shanghai, China, for pointing out the bounding function of $\xi(s)$ on the critical line, which helped correct an error in Lemma 1 of this paper. Finally, thanks to Zhu Mingliang from Central South University for providing information regarding Edwards' theorem [7], a necessary condition for the validity of the Riemann Hypothesis.

Reference

1. Riemann B.: Ueber die Anzahl der Primzahlen unter einer gegebenen Grösse, *Monatsberichte der Berliner Akademie der Wissenschaft zu Berlin* aus der Jahre 1859 (1860), 671-680; also, *Gesammelte math. Werke und wissensch. Nachlass*, 2. Aufl. 1892, 145-155.
2. Apostol T. M.: *Introduction to Analytic Number Theory*, Springer. 5th printing 1998 Edition, (1976).
3. Newman D. J.: *Analytic Number Theory (Graduate Texts in Mathematics, Vol. 177)*, Springer Verlag, (1997).
4. Bombieri E.: Problems of the Millennium: the Riemann Hypothesis. In the web-site of the Clay Mathematics Institute: <http://www.claymath.org> (2000).
5. Hadamard, J.: Sur la distribution des zéros de la fonction zeta(s) et ses conséquences arithmétiques. *Bull. Soc. math. France* 24, 199-220, 1896.

6. de la Vallée Poussin, C.-J.: Recherches analytiques la théorie des nombres premiers. Ann. Soc. scient. Bruxelles 20, 183-256, 1896.
7. Edwards H.M.: *Riemann's zeta function*. Academic Press Inc., (1974) 193-195.
8. Lehmer, D. H., Extended computation of the Riemann zeta-function. *Mathematika*, 3 (1956) 102-108.
9. Hardy G.H.: Sur les zéros de la fonction $\zeta(s)$ de Riemann. *Comptes rendus de l'Académie des Sciences*, 158 (1914) 1012-1014.
10. Platt D. and Trudgian T.: The Riemann hypothesis is true up to $3 \cdot 10^{12}$. <http://arxiv.org/abs/2004.09765v1> (2020).
11. Jensen J.L.W.V.: Recherches sur la théorie des équations. *Acta Mathematica*, 36 (1913) 181-195. Traduction de la conférence du 29 et 30 août (1911).
12. Titchmarsh E.C.: *The Zeta-Function of Riemann*. Cambridge University Press, Cambridge, (1930) p43.
13. Wintner A.: A note on the Riemann ξ -function. *Journal of the London Mathematical Society*, 10 (1935) 82-83.
14. Haviland E.K.: On the asymptotic behavior of the Riemann xi-function. *American Journal of Mathematics*, 67, (1945), 411-416.
15. Spira R.: The integral representation of the Riemann xi-function. *Journal of Number Theory*, 3 (1971) 498-501.
16. Matiyasevich Yu V.: Yet another machine experiment in support of Riemann's conjecture. *Cybernetics*, 18, (1982), 705-707. Translated from *Kibernetika* (Kiev) 6, (1982), 10-22.
17. Pólya G.: Bemerkung über die Integraldarstellung der Riemannschen ξ -Funktion, *Acta Mathematica*, 48 (1926), 305-317.

18. Pólya G.: *Ueber die algebraisch-funktionentheoretischen Untersuchungen von J.L.W.V. Jensen*, Kgl. Danske Vid. Sel. Math.-Fys. Medd. 7, (1927), 3-33.
19. Landau E.: *Handbuch der Lehre von der Verteilung der Primzahlen*. B. G. Teubner, Leipzig, (1909) p288.
20. Lin X.: Calculation details for the article of a proof to the Riemann hypothesis.xlsx, <http://github.com/linxiao19570629/rh> (2023).
21. Whittaker E.T. and Watson G.N.: *A Course of Modern Analysis*, Cambridge University Press, Cambridge, (1927) p524.
22. Romik D.: The Taylor coefficients of the Jacobi theta constant θ_3 . <http://arxiv.org/abs/1807.06130> (2018).
23. Gélinas J.: Gélinas 2021 Reading notes on the Riemann xi function - Jensen function $\Phi(t)$. <http://www.researchgate.net/publication/362385237> (2021).
24. Titchmarsh E.C.: *The theory of the Riemann zeta function*. Second Edition. Edited and with a preface by D.R. Heath-Brown. The Clarendon Press: Oxford (1986) p29.
25. Gélinas J.: On zero counters of Riemann xi-function from Pari/GP. and Gnuplot system. <http://www.researchgate.net/publication/368756557> (2021). Also Gélinas J.: Learning with GP: Griffin, Ono, Rolen, Zaghier asymptotic formula for $\xi(s)$, <http://pari.math.u-bordeaux.fr/archives/pari-users-1908/msg00022.html> (2019).
26. Gélinas J.: Solution on Polya's counterexample for Riemann hypothesis study by Jensen. <http://www.researchgate.net/publication/368756617> (2021).