

Understanding the nature of the long-range memory phenomenon in socio-economic systems

Rytis Kazakevicius, Aleksejus Kononovicius, Bronislovas Kaulakys, Vyintas Gontis

Institute of Theoretical Physics and Astronomy, Vilnius University, Sauletekio al. 3, 10257 Vilnius, Lithuania

Abstract

In the face of the upcoming 30th anniversary of econophysics, we review our contributions and other related works on the modeling of the long-range memory phenomenon in physical, economic, and other social complex systems. Our group has shown that the long-range memory phenomenon can be reproduced using various Markov processes, such as point processes, stochastic differential equations and agent-based models. Reproduced well enough to match other statistical properties of the financial markets, such as return and trading activity distributions and first-passage time distributions. Research has lead us to question whether the observed long-range memory is a result of actual long-range memory process or just a consequence of non-linearity of Markov processes. As our most recent result we discuss the long-range memory of the order flow data in the financial markets and other social systems from the perspective of the fractional Lévy stable motion. We test widely used long-range memory estimators on discrete fractional Lévy stable motion represented by the ARFIMA sample series. Our newly obtained results seem indicate that new estimators of self-similarity and long-range memory for analyzing systems with non-Gaussian distributions have to be developed.

1 Introduction

Many empirical data sets and theoretical models have been investigated using the tool of spectral analysis. Many researchers across different fields find the power spectral density (abbr. PSD) of the $1/f^\beta$ form (with $0.5 \lesssim \beta \lesssim 1.5$) to be of a particular interest [1–10]. Both because of its apparent omnipresence and the implication of slowly decaying autocorrelation, which indicates the presence of the long-range memory phenomenon. Long-range memory is also one of the established stylized facts of the financial markets [11–19]. Consequently, as our group was investigating $1/f$ noise [20–23], we have become naturally interested in the rapidly growing field of econophysics. The term “econophysics” being coined by H. E. Stanley in Statphys conference in Kolkata in 1995 [24]. Over these last three decades econophysics has matured both from the theoretical and the applied perspectives. Here we review mostly our own and directly adjacent approaches, therefore we would like to recommend a couple of broader reviews, which can be found in [25, 26].

Our first publications were devoted to the modeling of the financial markets [27, 28]. In those works we have considered trades occurring in the financial markets as point events driven by a point process proposed in [21–23]. Thanks to the organizers of the international conference Applications of Physics in Financial Analysis 4, held in Warsaw in 2003, we were able to present our findings to econophysicists. Our first results inspired by the interaction with the participants of the APFA4 conference have been published in [29, 30]. We presented our ideas in the more general context of complex systems in [31, 32].

Later, we have taken part in COST Action P10 “Physics of Risk” and the follow-up COST Action MP0801 “Physics of Competition and Conflicts”. Bronislovas Kaulakys and Vyintas Gontis were executive committee members of both COST Actions, while the other group members gave talks and poster presentations during the annual meetings and helped organize an annual Action meeting in Vilnius in 2006. This COST Action has helped us embrace econophysics and be recognized as econophysicists.

While it may be natural to see trades in the financial markets as point events [27–30], modeling volatility and return as a point process was not as straightforward. We have developed our approach further by abstracting the point process away and considering a continuous framework of Langevin stochastic differential equations (abbr. SDEs). First we have shown that the continuous interpretation of the point process model works well for trading activity [33]. And thus we have refined the SDE approach with model for volatility and return [34–38]. Interestingly similar SDEs can be derived from a simple agent-based model (abbr. ABM) [39,40], too. With time we have developed more complicated ABMs to account for the separation of time scales and order flow [41,42]. We even have branched out into sociophysics [43–46] as we have understood that the herding ABM we used to model the financial market is essentially equivalent to the well-known voter model [47–49].

For 10 months (in 2015 and 2016), Vygintas Gontis, with the support of the Baltic American Freedom Foundation has stayed as a visiting researcher at the Center of Polymer Studies of Boston University. Discussions with the founding fathers of econophysics H. E. Stanley, professors Sh. Havlin, B. Podobnik, and S. Buldyrev, resulted in a paper [50]. Together we have considered volatility return intervals (term inspired by the studies [51–54]) of the financial time series at various time scales. In the paper we have shown that the time intervals between large financial fluctuations is distributed according to a power-law probability density function (abbr. PDF) $p(\tau) \sim \tau^{-3/2}$ [50]. The same distribution arise in our models and from many other one-dimensional Markov processes [55], while the long-range memory process would exhibit a different distribution, such as $p(\tau) \sim \tau^{2-H}$, which is a well-known result for the fractional Brownian motion (abbr. FBM) [56].

Here we provide an overview of our approach to understanding and modeling the long-range memory phenomenon in financial markets and other complex systems and share our most recent result. In Section 2 we introduce the original point process and discuss how to derive a non-linear SDE, which can reproduce the long-range memory phenomenon. We also discuss numerous extensions of both the point process model and non-linear SDE. Next, Section 3, we show how we can obtain a similar SDE from a simple herding ABM. Following the overview, we also present a novel result, which concerns understanding the nature of the self-similarity and long-range memory phenomenon from the perspective of fractional Lévy stable motion (abbr. FLSM) and auto-regressive fractionally integrated moving average (abbr. ARFIMA) time series. In Section 4 we tested various long-range memory estimators such as Mean squared displacement, method of Absolute Value estimator, Higuchi’s method, and burst and interburst duration analysis on fractional Levy stable motion (ARFIMA(0,d,0) time series). Finally, in Section 5, we share our future considerations.

2 The multiplicative point process, the class of stochastic differential equations and their applications

In this section, we overview how the physically motivated point process proposed in [21–23] was applied to model trading activity and absolute returns in the financial markets. We also discuss numerous extensions of the model into some related research topics, such as superstatistics, anomalous and non-homogeneous diffusion.

2.1 The multiplicative point process model

Let us consider signal $I(t)$ composed of pulses with profiles given by $A_k(x)$:

$$I(t) = \sum_k A_k(t - t_k), \quad (1)$$

here t_k is the event (pulse) time. There are many physical and social systems, which generate signals of such nature: electric current [57], music [58], human heartbeat [59], internet traffic [32] or trading activity [29] to name a few.

As most profiles of the pulses are brief, it is trivial that they would influence only high frequencies corresponding

to the typical inverse pulse length. If we are interested in longer-term dynamics it is sufficient to assume that the Kronecker delta function well approximates the profile, $A_k(x) = a_k \delta(x)$. Many such systems are driven by the flow of identical or similar objects, such as electrons, packets, or trades. This lets us simplify (1) and investigate it as a temporal point process with unit events. Such process can be either described by the event times $\{t_k\}$ or by the inter-event times $\{\tau_k = t_{k+1} - t_k\}$.

The inter-event times are far more convenient choice to model as they at least can give a semblance of the stationarity, while event times are obviously non-stationary as $\{t_k\}$ is monotonically increasing series. In [21–23] it was analytically shown that a relatively slow autoregressive AR(1) Brownian motion of τ_k yield $1/f$ fluctuations of the signal $I(t)$. [29] has built upon this observation and introduced multiplicative point process for the inter-event time

$$\tau_{k+1} = \tau_k + \sigma^2 \gamma \tau_k^{2\mu-1} + \sigma \tau_k^\mu \varepsilon_k. \quad (2)$$

In the above, it is assumed that inter-event time fluctuates due to exogenous perturbations. Perturbations are assumed to be standard uncorrelated Gaussian random variables, ε_k . The general rate of change is governed by σ , while γ is the damping constant. Multiplicativity, specified by μ , ensures that $I(t)$ is multifractal and has a power-law PDF. This point process model has found its use for the analysis of $1/f$ noise and long-range memory in many diverse phenomena such as musical rhythm spectra [58], human cognition [60], human interaction dynamics [61], turbulence [62] and few others [63–66]. Inspired by this model [67] has shown under which conditions $1/f^\beta$ spectrum can arise from reversible Markov chains.

After closer examination it should be evident that Eq. (2) can be seen as an iterative solution of a certain SDE if Euler–Maruyama method was used [68]. Hence the corresponding Langevin SDE can be trivially recovered from the iterative relation (2):

$$d\tau = \sigma^2 \gamma \tau^{2\mu-1} dk + \sigma \tau^\mu dW_k. \quad (3)$$

Note that this SDE is in the event space (or k -space) and not in the real time. Also this SDE must be solved by restricting the diffusion of the inter-event time τ to some arbitrary interval $[\tau_{\min}, \tau_{\max}]$ on the positive half-plane as otherwise this SDE may not have a stationary distribution. If stationary distribution exists, then the stationary PDF of τ is a power-law:

$$p_k(\tau) = \frac{\alpha + 1}{\tau_{\max}^{\alpha+1} - \tau_{\min}^{\alpha+1}} \tau^\alpha, \quad \alpha = 2(\gamma - \mu). \quad (4)$$

Yet the main result of [29] is the power-law statistical properties of $I(t)$. In the limit $\tau_{\min} \rightarrow 0$ and $\tau_{\max} \rightarrow \infty$ PSD of $I(t)$ in arbitrarily long range of frequencies has a power-law slope:

$$S(f) \sim 1/f^\beta, \quad \beta = 1 + \frac{2(\gamma - \mu)}{3 - 2\mu}. \quad (5)$$

Number of events in a selected time window, for example number of trades per minute, also has a power-law distribution [29]:

$$p(N) \sim N^{-2(\gamma-\mu)-3}. \quad (6)$$

Formally one could define the number of events in a window of length w as $N[t] = \int_t^{t+w} I(u) du$ (here the square brackets indicate that N is in discrete time). These analytical results can be confirmed by numerical simulation (see Fig. 1).

2.2 The class of non-linear stochastic differential equations

In [33, 69–71] we have made a transition from k -space to real time and this enabled us to model trading activity and absolute returns in the financial markets not only qualitatively, but quantitatively, too. The transition from

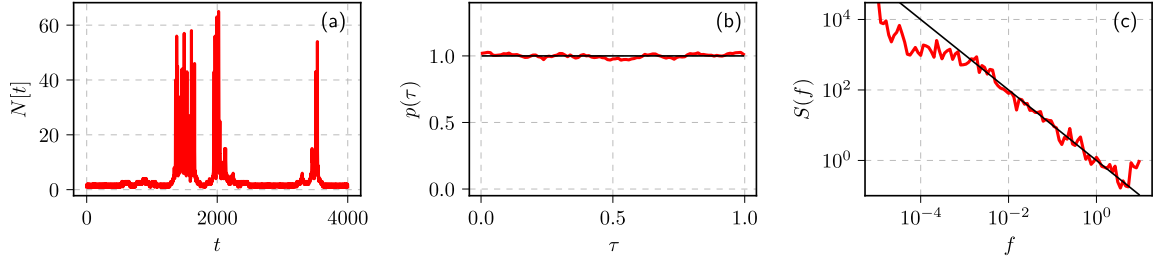


Figure 1: Statistical properties of the point process by numerically solving Eq. (2): (a) sample fragment of corresponding $N[t]$ time series, (b) PDF of the inter-event times and (c) PSD of the process. Red curves correspond to numerical results, while black curves are theoretical power-law fits with (b) $\alpha = 0$ and (c) $\beta = 1$. Model parameter values: $\gamma = 0$, $\mu = 0$, $\sigma = 0.1$, $w = 1$.

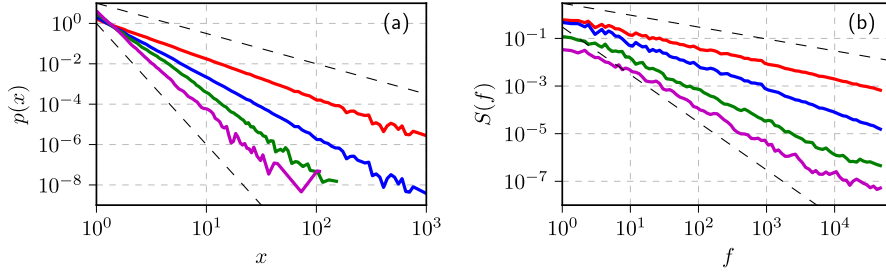


Figure 2: Various slopes of PDF (a) and PSD (b) reproduced by the numerical solutions of SDE (8). Model parameter values: $\sigma = 1$, $\eta = 2.5$ (all cases) and $\lambda = 2$ (red curves in both (a) and (b)), 3 (blue curves), 4 (green curves) and 5 (magenta curves). Black dashed lines correspond to (a) $p(x) \sim x^{-\lambda}$ with $\lambda = 1.5$ and $\lambda = 6$ (upper and lower curves), (b) $S(f) \sim 1/f^\beta$ with $\beta = 0.5$ and $\beta = 2$ (upper and lower curves).

SDE in k -space, Eq. (3), to real time is done by substitution $dt = \tau dk$, which yields:

$$d\tau = \sigma^2 \gamma \tau^{2\mu-2} dt + \sigma \tau^{\mu-1/2} dW. \quad (7)$$

Modeling inter-event time in real time makes less sense than in the k -space, so let us change the variable to the number of events per unit time $x = \frac{1}{\tau}$. Applying Itô transformation yields:

$$dx = \sigma^2 \left(\eta - \frac{\lambda}{2} \right) x^{2\eta-1} dt + \sigma x^\eta dW. \quad (8)$$

In the above we have introduced a more convenient set of parameters:

$$\eta = \frac{5}{2} - \mu, \quad \lambda = 2(\gamma - \mu) + 3. \quad (9)$$

As far as SDE (8) corresponds to the point process defined by Eq. (2), the results for stationary PDF and PSD should apply:

$$p(x) \sim x^{-\lambda}, \quad S(f) \sim 1/f^\beta, \quad \beta = 1 + \frac{\lambda - 3}{2\eta - 2}. \quad (10)$$

The validity of these theoretical predictions was extensively checked numerically (see Fig. 2 for a quick example) and also, in [72], proven analytically. Analytical proof provided in [72] allows interpreting the process modeled by SDE (8) in a more general context. In fact we can model any process possessing these power-law statistical properties, even processes, which make less sense from the perspective of the original point process.

Eq. (8) and similar random walk models have been used to model the EUR/CHF exchange rate [73]. It has also lead to numerous modifications by our group, which we discuss in detail in the following subsections.

2.3 Reproducing the long-range memory using GARCH(1,1) process

Autoregressive conditional heteroscedasticity (abbr. ARCH) family models [74–79] are quite popular forecasting tools among professional traders as well as researchers interested in the long-range memory phenomenon. Unlike SDEs ARCH family models have explicitly built-in memory. Which is built-in either via explicit dependence on the numerous previous states, infinitely many in case of ARCH(∞) model [80–82], or via fractional integration procedure, which introduces memory similar to the one present in the fractional Brownian motion, as in fractionally integrated GARCH (abbr. FIGARCH) model [83–85]. In [86] we have shown that it is possible to modify GARCH(1,1) model, which is Markovian in nature, to reproduce $1/f$ spectrum.

Generalized autoregressive conditional heteroskedasticity (abbr. GARCH) processes can be approximated by the diffusion processes. There are two competing approaches, which yield continuous approximations of GARCH processes using sets of SDEs. One of the approaches was proposed by Nelson [87] and the other by Kluppelberg *et al.* [88,89]. In case of GARCH(1,1) Nelson’s approach is easier to apply, but has a drawback that the resulting COGARCH(1,1) would be driven by two source of noise, instead of the one in the GARCH(1,1). Yet we can circumvent the problem by ignoring the observed heteroskedastic economic variable z_t and focusing on the approximation of the volatility process, σ_t^2 , of GARCH(1,1):

$$z_t = \sigma_t \omega_t, \quad (11)$$

$$\sigma_t^2 = a + bz_{t-1}^2 + c\sigma_{t-1}^2 = a + b\sigma_{t-1}^2 \omega_{t-1}^2 + c\sigma_{t-1}^2. \quad (12)$$

In the above ω_t is the noise, while a , b and c are the GARCH(1,1) model parameters. For Nelson’s approach to work we need to compute first and second moments of change in volatility. With the usual GARCH(1,1) we obtain SDE for geometric Brownian motion [86].

Now lets introduce non-linearity into Eq. (12). In [86] we have explored two such options:

$$\sigma_t^2 = a + b\sigma_{t-1}^\mu \omega_{t-1}^\mu + c\sigma_{t-1}^2, \quad (13)$$

$$\sigma_t^2 = a + b\sigma_{t-1}^\mu |\omega_{t-1}|^\mu + c\sigma_{t-1}^2 - c\sigma_{t-1}^\mu. \quad (14)$$

Both of these options can be approximated by SDEs belonging to the class of SDEs (8) with $\lambda = \mu$ and $\eta = \mu/2$. Consequently both of these options reproduce $1/f$ spectrum with $\mu = 3$. Other parameters, a , b and c , influence only the additional terms, which restrict the diffusion of σ_t^2 . Setting these values too high shrinks the interval and the power-law distribution becomes extremely hard to observe.

2.4 Anomalous diffusion in the long-range memory process

SDE (8) can be also seen to describe a heterogeneous diffusion in a non-linear potential. Such diffusion leads to anomalous growth in variance [90]

$$\langle [x(t) - \langle x(t) \rangle]^2 \rangle \sim t^\theta, \quad \theta = \frac{1}{1-\eta}. \quad (15)$$

This phenomenon is also known as anomalous diffusion [91–93]. If $\theta = 1$ then the process exhibits normal diffusion. Otherwise if $0 < \theta < 1$, the diffusion is slower than normal and is referred to as sub-diffusion. The diffusion may also be faster, if $1 < \theta < 2$, in that case it is called super-diffusion.

The anomalous diffusion can be obtained from SDE (8) only for specific parameter values such as $\lambda < 1$ and $\eta < 1/2$ [90]. Because power-law slope of the PSD, β , varies between 0 and 2, from Eq. (10) follows that anomalous diffusion and power-law noise can be observed at the same time only for negative parameter η values, specifically for $\eta < (\lambda - 1)/2$ and $\lambda < 1$. However, for these parameters values numerical simulation would become very slow and inefficient [72]. Therefore we have considered generalizing SDE (8) by considering non-Gaussian white noise.

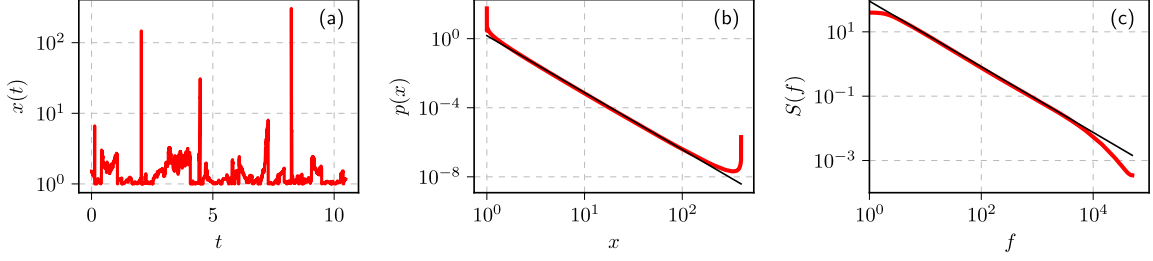


Figure 3: Statistical properties of the time series obtained by solving SDE with Lévy α -stable noise, Eq. (16): (a) sample fragment of the time series, (b) PDF and (c) PSD of time series. Red curves correspond to numerical results, while black curves are power-law best fits with exponents (b) $\lambda \approx 3.3$, (c) $\beta \approx 1$.

In [94] we have considered Lévy α -stable noise. SDE equivalent to SDE (8), but with Lévy α -stable noise takes the following form:

$$\frac{dx}{dt} = \gamma(\eta, \lambda, \alpha)x^{\alpha(\eta-1)+1} + x^\eta \xi_\alpha(t). \quad (16)$$

Here $\xi_\alpha(t)$ is a white noise, intensity of which is distributed according to the symmetric Lévy α -stable distribution. Characteristic function of the noise intensity is given by:

$$\langle \exp(ik\xi_\alpha) \rangle = \exp(-\sigma^\alpha |k|^\alpha). \quad (17)$$

Here α is the index of stability and σ is the scale parameter. We interpret SDE (16) in Itô sense and it can also be written in the form

$$dx = \gamma(\eta, \lambda, \alpha)x^{\alpha(\eta-1)+1} dt + x^\eta dL_t^\alpha. \quad (18)$$

Here dL_t^α stands for the increments of Lévy α -stable motion L_t^α . If SDE (16) is solved with reflective boundary conditions and

$$\gamma(\eta, \lambda, \alpha) = \frac{\sin\left[\pi\left(\frac{\alpha}{2} - \alpha\eta + \lambda\right)\right]}{\sin[\pi(\alpha(\eta-1) - \lambda)]} \frac{\Gamma(\alpha\eta - \lambda + 1)}{\Gamma(\alpha(\eta-1) - \lambda + 2)}, \quad (19)$$

then generalized SDE (16) generate time series with power-law steady-state PDF and power-law PSD:

$$p(x) \sim x^{-\lambda}, \quad S(f) \sim \frac{1}{f^\beta}, \quad \beta = 1 + \frac{\lambda - 3}{\alpha(\eta - 1)}. \quad (20)$$

Extensive numerical simulations have shown that due to the presence of the multiplicative Lévy α -stable noise in Eq. (16) both sub-diffusion and super-diffusion can be observed together with power-law noise even for positive η values [95]. However, no analytical expression for anomalous diffusion exponent dependence on SDE parameters has been derived yet.

In Fig. 3 we show a sample series of the solutions of SDE (16) and the statistical properties of the series when the noise is Lévy α -stable noise with $\alpha = 1$. The other SDE (16) parameters were picked so $1/f$ spectrum would be reproduced. As can be seen in the subfigure (a) ongoing diffusion is disrupted by huge jumps, which are characteristic to Lévy flights.

If we consider modeling only sub-diffusive processes, then we can study another generalization of SDE (8), originally proposed in [96]. If we start with a Markovian process described by the Itô SDE

$$dx(\tau) = f[x(\tau)]d\tau + g[x(\tau)]dW(\tau). \quad (21)$$

The drift and diffusion functions of the above SDE are given by

$$f(x) = \sigma^2 \left(\eta - \frac{\lambda}{2} \right) x^{2\eta-1}, \quad g(x) = \sigma x^\eta. \quad (22)$$

We interpret the time τ as an internal (operational) time. For the trapping processes that have a distribution of

the trapping times with power-law tails, the physical time $t = T(\tau)$ is given by the strictly increasing α_+ -stable Lévy motion defined by the Laplace transform

$$\left\langle e^{-kT(\tau)} \right\rangle = e^{-\tau k^{\alpha_+}}. \quad (23)$$

Here the parameter α_+ takes the values from the interval $0 < \alpha_+ < 1$. Thus the physical time t obeys the SDE

$$dt(\tau) = dL^{\alpha_+}(\tau), \quad (24)$$

where $dL^{\alpha_+}(\tau)$ stands for the increments of the strictly increasing α_+ -stable Lévy motion $L^{\alpha_+}(\tau)$. For such physical time t the operational time τ is related to the physical time t via the inverse α_+ -stable subordinator

$$S(t) = \inf\{\tau : T(\tau) > t\}. \quad (25)$$

Such subordination leads to power spectral density

$$S(f) \sim \begin{cases} \frac{1}{\omega^\beta}, & 1 - \alpha_+ < \beta < 1 + \alpha_+, \\ \frac{1}{\omega^{1+\alpha_+}}, & \beta > 1 + \alpha_+. \end{cases}, \quad \beta = 1 + \frac{\alpha_+(\lambda - 3)}{(\eta - 1)} \quad (26)$$

Proposed SDEs (8), (16), and (21) have served as a basis to study heterogeneous diffusion in non-homogeneous medium [90, 96, 97] and time subordinated processes [98, 99] as well as the effects of non-linear variable transformations [100, 101].

In paper [98] we investigated the distinction between the internal time of the system and the physical time as a source of $1/f$ noise. We have introduced the internal (operational) time into the earlier point process [21–23] together with additional equation relating the internal time to the physical time. In this scenario we can still recover power-law statistical features similar to the ones obtained by solving Eq. (8). In the financial markets, the internal time could reflect the fluctuating human activity, e.g., trading activity, yielding the long-range correlations in the volatility. The effective way for the solution of highly non-linear SDEs was proposed [98] by suitable choice of the internal time and variable steps of integration.

The effects of non-linear variable transformations [100, 101] suggest that long-range memory in certain cases can be just a measurement effect. As far as the non-linear transformation of the observable x to y

$$x = \frac{1}{y^\delta}, \quad (27)$$

with δ being the transformation exponent, yields SDE for the variable y of the same form like Eq. (8) for x .

2.5 Inverse cubic law for long-range correlated processes

Inverse cubic law is an established stylized fact stating that the cumulative distributions of various financial market time series such as the number of trades, the trade volume or the return [12, 14, 15, 19]. Thus this law is as important for the modeling as the consideration of long-range memory and fractal scaling, which are also stylized facts [6, 12, 14, 15, 19]. We have proposed [102] the non-linear SDE giving both the power-law behavior of the PSD and the inverse cubic law of the cumulative distribution. This was achieved using the idea that when the market evolves from calm to violent behavior there is a decrease of the delay time of multiplicative feedback of the system in comparison to the driving noise correlation time. This results in transition from the Itô to the Stratonovich sense of the SDE and yields a long-range memory process.

We start from a simple quadratic SDE

$$dx = x^2 \circ_\alpha dW \quad (28)$$

where α is the interpretation parameter, defining the α -dependent stochastic integral of the SDE (28),

$$\int_0^T f(x(t)) \circ_\alpha dW_t \equiv \lim_{N \rightarrow \infty} \sum_{n=0}^{N-1} f(x(t_n)) \Delta W_{t_n}. \quad (29)$$

Here $t_n = \frac{n+\alpha}{N}T$ with $0 \leq \alpha \leq 1$. Natural choices of the parameter α are: (i) $\alpha = 0$, pre-point (Itô convention), (ii) $\alpha = 1/2$, mid-point (Stratonovich convention) and (iii) $\alpha = 1$, post-point (Hänggi–Klimontovich, kinetic or isothermal convention) [103].

The quadratic SDE (28) is the simplest multiplicative SDE without the drift term symmetric for the positive and negative deviations of some observable x . More generally, the same process can be described by the delayed SDE [103]

$$dx(t) = f(x(t)) dt + g(x(t-\delta)) \zeta_t^\tau dt. \quad (30)$$

Here $f(x)$ represents arbitrary deterministic drift of the observable x , while $g(x)$ effectively controls the diffusion as ζ_t^τ is the noise term, which is assumed to have correlation time τ . Note that the diffusion function depends on the delayed value of the observable x (by time interval δ).

It may be shown [103] that in the limit $\delta \rightarrow 0$ and $\tau \rightarrow 0$ (under the condition $\delta/\tau = \text{const}$) SDE (30) can be transformed into

$$dx = f(x(t)) dt + g(x(t)) \circ_\alpha dW \quad (31)$$

with the interpretation parameter being determined by

$$\alpha \left(\frac{\delta}{\tau} \right) \simeq \frac{1}{2(1 + \delta/\tau)}. \quad (32)$$

Under the perturbation by the white noise, in a case of $\tau \ll \delta$, even for short delay in feedback δ we achieve the Itô outcome, because there is no correlation between the sign of the noise ζ_t and the time-derivative of the feedback $g(x)$. On the contrary, under the perturbation by the correlated noise, $\tau \gg \delta$, a correlation emerges between the sign of ζ_t and the time-derivative of $g(x)$. In this case the correlation yields the Stratonovich outcome [103].

In general the value of α may depend on the coordinate x and/or other system' parameters. SDE (28) with $\alpha \neq 0$ may be transformed into SDE in Itô sense

$$dx = 2\alpha x^3 dt + x^2 dW. \quad (33)$$

This SDE is a particular case of the general Itô equation (8) yielding the power-law steady-state PDF and the power-law PSD (10). These SDEs become identical for $\eta = 2$ and $\lambda = 4(1 - \alpha)$.

Let us note that $1/f^\beta$ noise emerges due to the large fluctuations in the time series, while the finite time studies reveal the commonly observed magnitudes of the observable. The common fluctuations can be modeled by the familiar in the financial applications Itô SDEs. On the other hand, the large rapid fluctuations of the violent market arise due to the strong correlated influences, the processes of such a market are fast, all durations become short in comparison to the herding correlation time, and, consequently, the market should be modeled by the Stratonovich version of SDE.

For the modeling of such dynamics we generalize equations (28) and (33) with x -dependent parameter $\alpha(x)$. Let

$$dx = 2\alpha(x)x^3 dt + x^2 dW, \quad (34)$$

with, e.g.,

$$\alpha(x) = \frac{1}{2} \left[1 - \exp \left\{ - \left(\frac{x}{x_c} \right)^2 \right\} \right], \quad (35)$$

where x_c is the Itô to Stratonovich interpretations crossover parameter. Equations (34) and (35) represent

transition from Itô to Stratonovich convention with increasing the variable x and decrease of the delay time of multiplicative feedback for larger x , according to Wong–Zakai theorem [103]. Detailed numerical analysis of the model represented by equations (34) and (35) is presented in paper [102].

2.6 $1/f^\beta$ noise with distributions other than power-law

Solutions of the SDE (8) will always have power-law statistical properties of the (10) form. However, often noise with $1/f^\beta$ PSD is distributed according to PDF, which is not power-law, but Gaussian or some other distribution. Here we review two different approaches, which allow for other distributions to be observed in time series with $1/f^\beta$ spectrum: superstatistical and coupled SDE approaches.

In [104] it was suggested that the Poissonian-like process with the slowly changing average inter-event time may be represented as the superstatistical process one exhibiting $1/f$ noise. It was assumed that the inter-event time τ_k , obtained by solving Eq. (2), represents not the actual (observed) inter-event time, but its average (reciprocal of the event rate). In this setup the actual inter-event time $\hat{\tau}_k$ would be given by the conditional probability

$$\varphi(\hat{\tau}_k|\tau_k) = \frac{1}{\tau_k} e^{-\hat{\tau}_k/\tau_k}, \quad (36)$$

like for the non-homogeneous Poisson process. This additional randomization has no influence on the lower frequencies of the PSD of the intensity signal.

The PDF of the observed inter-event time $\hat{\tau}_k$ may be derived from the superstatistical model,

$$p(\hat{\tau}_k) = \int_0^\infty \varphi(\hat{\tau}_k|\tau_k) p_k(\tau_k) d\tau_k. \quad (37)$$

Equations (36) and (37) generate the q -exponential distribution used in the nonextensive statistical mechanics and many real systems [105]. Detailed analytical derivations and the numerical verification was presented in [104].

In the paper [38], a similar superstatistical approach was taken in respect to the intensity of the signal x , obtained by solving SDE (8). The observed series \hat{x} is assumed to be generated from x series by applying exogenous noise, which is described by an arbitrary conditional distribution $\varphi(\hat{x}|x)$. In such approach the steady-state distribution of \hat{x} is given by

$$p(\hat{x}) = \int_0^\infty \varphi(\hat{x}|x) p(x) dx. \quad (38)$$

Analytical and numerical analysis of inter-trade duration, the trading activity, and the return using the superstatistical method with the exponential and normal distributions of the local signal, driven by the stochastic process, was discussed in detail in [38].

Later we have shown that superstatistical approach is not the only approach, which allows us to change the observed signal PDF. Coupled SDE approach, proposed in [99], allows for more flexibility and easier interpretation of how the statistical properties become independent of each other. The general form of the set of coupled SDEs was derived from the scaling properties needed for the realization of $1/f^\beta$ noise [99]

$$dx = f(x)y^{2\eta} dt + g(x)y^\eta dW_1, \quad (39)$$

$$dy = \sigma^2 \left(\eta + 1 - \frac{\lambda}{2} \right) y^{2\eta+1} dt + \sigma y_t^{\eta+1} dW_2. \quad (40)$$

Here $f(x)$ and $g(x)$ are arbitrary drift and diffusion functions, which determine the stationary PDF of x , W_1 and W_2 are uncorrelated standard Wiener processes. The first equation describes the changes in the intensity of the signal, while the second equation represents fluctuations in the rate of change. These coupled SDEs allow for $1/f^\beta$ spectrum to be reproduced together with arbitrary steady-state PDF of the observed value x . It was

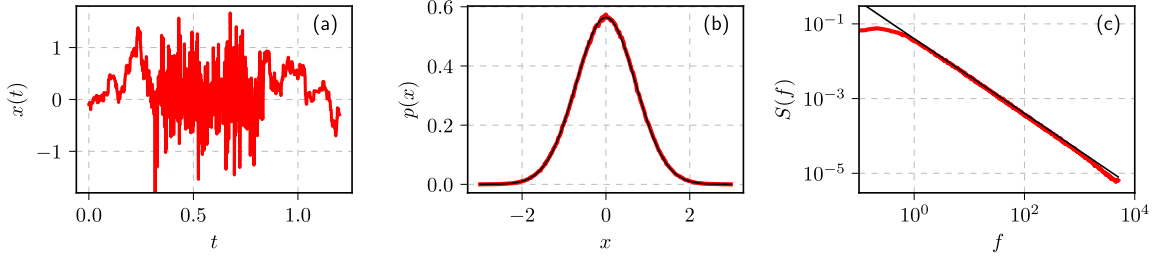


Figure 4: Statistical properties of the time series obtained by solving coupled SDEs (39) and (40): (a) sample fragment of $x(t)$ time series, (b) PDF of the externally observed values x and (c) PSD of $x(t)$. Red curves correspond to numerical results, while black curves are theoretical fits: (b) standard Gaussian PDF, (c) $S(f) \sim 1/f^\beta$.

shown that the power-law slope of the PSD, β , of the time series of x generated by solving SDEs (39) and (40) depends on the parameters η and λ as follows

$$\beta = 1 + \frac{\lambda - 1}{2\eta}. \quad (41)$$

In Fig. 4 we have shown that one can obtain Gaussian distribution of x (subfigure (b)) together with $1/f$ spectrum (subfigure (c)). In subfigure (a) one can visually see the impact of the variations in the rate of change.

2.7 Reproducing statistical properties of the financial markets

While qualitatively, the trading activity and the absolute returns have power-law distributions and exhibit long-range memory property [14, 19], corresponding empirical statistical properties have a finer structure. In order to reproduce the empirical statistical properties in detail some modifications to the SDE are needed.

[13] has determined that Hurst exponents of the trading activity time series of 1000 US stocks are remarkably close: $H \approx 0.85$. This implies that PSD of the trading activity should have a power-law slope $\beta = 2H - 1 \approx 0.7$. [13] has also investigated that slope of the PDFs of the trading activity also has a power-law tail with exponent $\lambda \approx 4.4$. It would be impossible to reproduce such values by using SDE (8), because Eq. (10) implies that if $\lambda > 3$, then $\beta > 1$. In our analysis of 26 US stocks [106] we have confirmed the slope of the PDF, but we have observed a more complicated PSD, with two slopes instead of one ($\beta < 1$ for both slopes).

Both of these issues are resolved by a modified SDE for trade intensity, n [33]:

$$dn = \sigma^2 \left[\eta - \frac{\lambda}{2} + \left(\frac{n_0}{n} \right)^2 \right] \frac{n^{2\eta-1}}{(n\epsilon + 1)^2} dt + \sigma \frac{n^\eta}{n\epsilon + 1} dW. \quad (42)$$

The problem of the two PSD slopes is resolved, because this SDE has two different effective η values. For $n \gg \epsilon^{-1}$ the effective η is equal to the specified parameter value (in the numerical simulations we have used $\eta = 5/2$, thus $\hat{\eta}_1 = 5/2$). For $n \ll \epsilon^{-1}$ the effective η is one smaller than the specified parameter value $\hat{\eta}_2 = \eta - 1 = 3/2$. Slope of the PDF increases from the value predicted in Eq. (10) due to integration, as trading activity is defined as number of trades per time window w , or in the current parameterization an integral of trade intensity: $N[t] = \int_t^{t+w} n(u) du$.

Parameter n_0 and the related term in the drift function ensure that n would not get very small as the term causes the potential to rapidly grow for $n < n_0$. This helps us avoid negative trade intensities, which are impossible by definition, as well as ensure some level of minimal trading activity, which in our experience may differ for different stocks and different markets [37, 106].

In Fig. 5 we have shown that the stochastic model can match statistical properties of MMM stock traded on NYSE. While the matches are not perfect, but some of the noticeable differences can be explained by the fact that the stochastic model does not take into account intraday seasonalities.

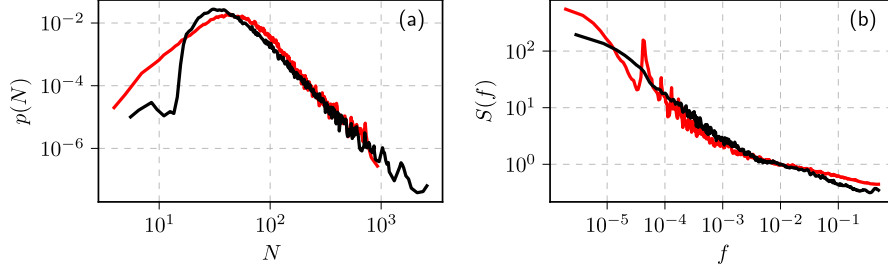


Figure 5: Trading activity PDF and PSD for MMM stock traded on NYSE (red curve) and the numerical solutions of SDE (42). Model parameters values: $\eta = 2.5$, $\lambda = 4.3$, $\sigma^2 = 0.045$, $\epsilon = 0.36$, $n_0 = 0.14$. Empirical and numerical PDF was obtained by considering trades in the 300s time window.

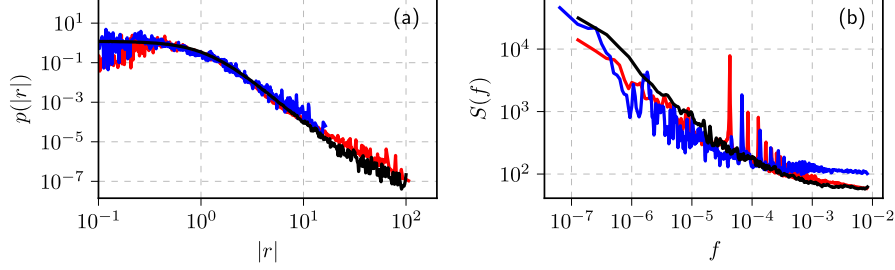


Figure 6: Comparison between empirical PDF and PSD of absolute one minute return as observed in NYSE (red curves) and VSE (blue curves) stocks. Empirical results are compared against the model, generated by the SDE (43) and exogenous noise Eq. (44), (black curves). Model parameter values: $\eta = 2.5$, $\lambda = 3.6$, $\epsilon = 0.017$, $x_{\max} = 10^3$, $\lambda_2 = 5$.

Reproducing statistics of absolute return requires another modification of the SDE [36]. Our empirical analysis, confirmed by the other authors [105], indicated that q -Gaussian distribution [38, 107] seems to be a good fit for the empirical absolute return, defined as the log-price difference, distribution. This is achieved by:

$$dx = \sigma^2 \left[\eta - \frac{\lambda}{2} - \left(\frac{x}{x_{\max}} \right)^2 \right] \frac{(1+x^2)^{\eta-1}}{(1+\epsilon\sqrt{1+x^2})^2} x dt + \sigma \frac{(1+x^2)^{\frac{\eta}{2}}}{1+\epsilon\sqrt{1+x^2}} dW. \quad (43)$$

To reproduce the full complexity of the empirical data another ingredient is needed: external noise, which can be understood as an effect of news flow or the distortions caused by the discrete order flow:

$$r_t = \xi \left\{ r_0 = 1 + \frac{2}{w} \left| \int_{t-w}^t x(u) du \right|, q = 1 + 2/\lambda_2 \right\}. \quad (44)$$

This relation was inspired by the superstatistical approach (discussed in Section 2.6) and determined by trying to fit the empirical data as best we can. We have empirically determined that the best fit is obtained when ξ is a process that generates uncorrelated random variates from a q -Gaussian distribution with $q \approx 1.4$ ($\lambda_2 \approx 5$) and r_0 being one minute ($w \approx 60$ s) moving average filter of the solutions of SDE (43). Using this model, we were able to reproduce empirical statistical properties of stock from New York (abbr. NYSE) and Vilnius (abbr. VSE) stock exchanges [36, 37].

In Fig. 6 we have demonstrated that the stochastic model reasonably well reproduces empirical data from NYSE and VSE. Some of the noticeable differences can be observed because we do not take into account the intraday seasonality, and we do not directly take into account that VSE had relatively low liquidity (many one minute time intervals have zero returns). Differing liquidity is a likely explanation for the differences seen between NYSE and VSE, too.

2.8 Variable step method for solving non-linear stochastic differential equations

Note that SDEs (8), (42) and (43) are not Lipschitz continuous [68]; thus, they have to be solved by imposing boundary conditions, which would prevent the explosion of the solutions. An alternative way to achieve Lipschitz continuity is to include additional terms for restricting diffusion, which would have no detrimental effects on the PSD and PDF of the time series. Such is the role of the n_0 term in SDE (42) and x_{\max} term in SDE (43). Lacking Lipschitz continuity causes another complication in solving the SDEs: the standard Euler–Maruyama or Milsten methods [68] do not yield good results with reasonable step sizes. This complication is resolved by using variable step size. The core idea is to use a larger step size whenever the anticipated changes would be small and use the smaller step size whenever significant changes are coming. The mathematical form of the variable step size is often unique to the SDE being solved, but a good rule of thumb would be to linearize the drift and the diffusion functions. See [69, 70] for more details.

For example, SDE (8) in our works is solved by the following set of difference equations:

$$x_{i+1} = x_i + \kappa^2 \left(\eta - \frac{\lambda}{2} \right) x_i + \kappa x_i \varepsilon_i, \quad (45)$$

$$t_{i+1} = t_i + \kappa^2 x_i^{2-2\eta}. \quad (46)$$

In the above κ is a small number that acts as an error tolerance parameter. The smaller it gets the better x_i reproduces desired statistical properties given by Eq. (10), but at the expense of numerical computation time. Similarly this variable step method can be also applied to SDEs with α -stable Lévy noise. For example, we can solve SDE (16) numerically by using the following set of difference equations

$$x_{k+1} = x_k + \kappa^\alpha \gamma x_k + \frac{\kappa}{\sigma} x_k \xi_k^\alpha, \quad (47)$$

$$t_{k+1} = t_k + \frac{\kappa^\alpha}{\sigma^\alpha} x_k^{-\alpha(\eta-1)}, \quad (48)$$

Here ξ_k^α is a random variable having α -stable Lévy distribution. This set of difference equations should be solved only with the reflective boundaries at $x = x_{\min}$ and $x = x_{\max}$ using the projection method [108]. In nutshell, if the variable x_{k+1} acquires the value outside of the interval $[x_{\min}, x_{\max}]$ then the value of the nearest reflective boundary is assigned to x_{k+1} . Iterative equations for SDEs (42) and (43) are a bit more complicated [36, 106], but they still remain qualitatively the same.

Note that introduction of the variable time step into the numerical solution of an SDE is equivalent to introducing the subordination scheme directly into the SDE, when internal time and physical time are related by a non-linear transformation [98].

3 Agent-based model of the long-range memory in the financial markets

In the previous section, we have discussed how our group has started from the physically motivated point process model and arrived at the general class of SDEs reproducing long-range memory phenomenon. However, this generality has its drawback: microscopic mechanisms of the modeled systems are ignored. We then tried to investigate some existing financial ABMs for the possibility to derive SDE of a similar form to SDE (8). We have failed to do so with some prominent yet complicated ABMs like the ones proposed in [109, 110] (for more prominent ABMs of the time, which include some other candidates we have tried, see [111]). However, we have found success with Kirman’s herding model, initially proposed in [112] and later analyzed in financial market context by [113, 114].

3.1 Kirman's herding model

Kirman's herding model can be defined via two one-step transition probabilities in a system with two possible states:

$$p(X \rightarrow X + 1) = (N - X) [\sigma_1 + hX] \Delta t, \quad (49)$$

$$p(X \rightarrow X - 1) = X [\sigma_2 + h(N - X)] \Delta t. \quad (50)$$

In the above X is the number of agents in state 1 and N is the total number of agents within the system. Total number of agents is conserved, so the number of agents in the state 2 is trivially given by $N - X$. Here Δt is a short time window during which only one transition should be likely. Transitions may occur either due to independent behavior (governed by parameters σ_i), or due to recruitment (governed by parameter h). Using birth-death process formalism [115] it is easy to find SDE corresponding to Kirman's herding model with $x = X/N$:

$$dx = [(1 - x) \sigma_1 - x \sigma_2] dt + \sqrt{2hx(1 - x)} dW. \quad (51)$$

3.2 Kirman's herding model for the financial markets

Evidently SDE (51) is not of the same form as SDE (8), but we have not yet discussed the meaning of the states 1 and 2. In many financial ABMs of the time it was a common choice to assume that agents represent chartist and fundamentalist traders [111]. Assuming that chartist traders trade based on the wide variety of technical trading tools, which often produce conflicting predictions, their excess demand (difference between the supply and demand generated by the group as a whole) is given by:

$$D_c = r_0 X_c(t) \xi(t), \quad (52)$$

where $X_c(t)$ is the number of chartist traders and $\xi(t)$ is their average mood (describing average sentiment to buy or sell). The relative impact of the chartists' traders in comparison to fundamentalist traders is given by r_0 . Fundamentalist traders on the other hand, they are often assumed to trade based on the quantity known as a fundamental price, P_f , with the expectation that the price, $P(t)$, in the long run, will converge towards the fundamental price. Under this assumption, their excess demand is given by:

$$D_f = X_f(t) \ln \frac{P_f}{P(t)}. \quad (53)$$

Using the excess demand functions of the both groups, we can use Walras law [116] to obtain the expression for the price [40, 113]:

$$P(t) = P_f \exp \left[r_0 \frac{X_c(t)}{X_f(t)} \xi(t) \right]. \quad (54)$$

Log-return of the price is evidently given by:

$$r_w(t) = \ln P(t) - \ln P(t - w) = r_0 \frac{x_c(t)}{x_f(t)} \zeta_w(t). \quad (55)$$

In the above $\zeta_w(t)$ is the mood change function over time window w . As the mood changes on a very short time scale and we are interested in the long-term dynamics we can simply assume that $\zeta_w(t)$ is some kind of uncorrelated noise and consider only a more slowly varying ratio between fractions of chartists and fundamentalists. As the total number of agents is fixed we can define long-term component of return, modulating return, as:

$$y(t) = \frac{x(t)}{1 - x(t)}. \quad (56)$$

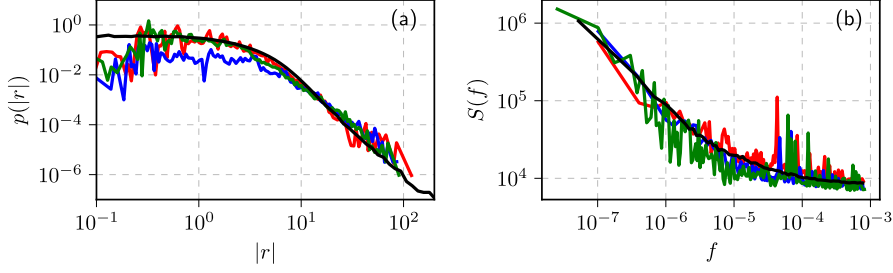


Figure 7: Comparison between empirical PDF and PSD of absolute ten minute return as observed in NYSE (red curves), VSE (blue curves) and WSE (green curves) stocks. Empirical results are compared against the consentaneous model, defined in [41]. Model parameter values are the same as in Fig. 2 of [41].

SDE for the modulating return is given by:

$$dy = [\sigma_1 + (2 - \sigma_2)y](1 + y)dt + \sqrt{2hy}(1 + y)dW, \quad (57)$$

which is roughly similar to the SDE 8 with $\eta = 3/2$ and $\lambda = \frac{\sigma_2}{h} + 1$.

This SDE can be generalized by introducing variable event rate $\tau(y) = y^{-\alpha}$. This addition can be explained by the fact that it is well known that returns and trading volume correlate and the best correlation is achieved between squared returns and volume [16–18, 117], hence suggesting that $\alpha = 2$ is a likely candidate. With this extension and when considering only the highest powers of y (as the large y tend to influence the PSD), we obtain [40]:

$$dy = h(2 - \sigma_2)y^{2+\alpha}dt + \sqrt{2hy^{3+\alpha}}dW. \quad (58)$$

Now this SDE is completely equivalent to the SDE 8 with $\eta = \frac{3+\alpha}{2}$ and $\lambda = \frac{\sigma_2}{h} + \alpha + 1$. Consequently PSD of y will have a frequency range in which:

$$S_y(f) \sim 1/f^\beta, \quad \beta = 1 + \frac{\frac{\sigma_2}{h} + \alpha - 2}{1 + \alpha}. \quad (59)$$

In the later papers, we have modified this herding ABM until it was able to reproduce absolute return PDF and PSD close to the empirical absolute return PDFs and PSDs. In [118] we have shown that considering mood dynamics can help in reproducing fractured PSD. In [41] we have reliably introduced the exogenous noise, much similar to what was done with SDE driven model in [36], into this ABM, thus producing a consentaneous model. In [119, 120] we have explored the opportunities to control the fluctuations in the artificial financial markets driven by the herding ABM, showing that random trading, control strategy suggested in [121], may also destabilize the market. In [42] we have removed the assumption about the exogenous noise and replaced it with order book dynamics, thus presenting another possible explanation for fracture in the PSD: it also arises due to market price lagging behind the changes in the equilibrium price, Eq. 54. Notably, the order book version of the model was able to reproduce both trading activity and absolute return statistical properties at the same time.

In Fig. 7 we have reproduced one of the figures from [41] to show how well the ABM can reproduce the empirical data from New York, Vilnius, and Warsaw (abbr. WSE) stock exchanges. Here we have shown that the model was able to reproduce 10 minute absolute return PDFs and PSDs from the different stock exchanges, but in the original article, more intraday time scales are covered, and seasonality was also taken into account.

3.3 Kirman’s herding model, voter model and the opinion dynamics context

Attentive reader with a background in opinion dynamics will likely notice that Kirman’s model is remarkably similar to the well-known voter model [47–49]. They are identical, which has prompted us to question whether the voter model is truly a model for voters, which Fernandez-Garcia et al. in [122] also raised. This has lead

us to explore and model statistical properties of spatially heterogeneous electoral data [43]. As we have noticed segregation effects in the electoral data, we have continued our investigation by considering the migratory nature of census and electoral data [44]. Similar approaches were taken by others as well. Sano and Mori [123] have looked into spatiotemporal Japanese election data in their model, assuming a noticeable fraction of stubborn voters who do not allow for the party’s popularity to drop below a certain threshold. Braha et al. [124] have considered spatiotemporal US election data and have also emphasized the role of opinion leaders and spatial variability of external influences. Fenner et al. [125,126] have started from a generative model inspired by survival analysis, but in later works transition to the SDE framework [127, 128]. While Michaud and Szilva [129] have fixed issues with the model originally proposed by Fernandez–Garcia et al. [122], mainly they have redefined how the noise term is handled so that the model would be more mathematically well-posed. Marmani et al. [130] have provided a similar empirical analysis of Italian electoral data and provided additional perspective from the point of view of Shannon entropy.

As is common in opinion dynamics [47–49] we have also explored the influence of network topologies on the statistical properties of Kirman’s herding model. Namely, we have demonstrated [131] a continuous transition from extensive case, characterized by localized interactions, Gaussian distributions and Boltzmann entropy, to a non-extensive case, characterized by global interactions, q -Gaussian distribution, and Tsallis entropy. Similar results were demonstrated earlier by Alfarano and Milakovic [132], who have explored how Kirman’s herding model works on random, Barabasi–Albert and small-world network topologies. Similar observations were also made in [133], but Carro et al. have used so-called annealed approximation which takes into account network structures better than the usual mean-field approximation.

Recently we have also used the noisy voter model to model parliamentary presence [45]. A paper by Vieira et al. [134] has inspired us to look into the Lithuanian parliamentary presence data. Unlike Vieira et al., we have observed not a ballistic diffusion regime but superdiffusive behavior. However, both of these regimes can be obtained from the noisy voter model with imperfectly acting agents. Namely, agents can internally intend to attend the parliamentary session or skip, but the action itself may be random despite being conditioned on the intended action. As Vieira et al. have used fractional diffusion equation as a model, this result implies that it may be possible to fake long-range memory encoded in fractional diffusion equation by using Markov models employing non-linear transformations of the voter model [101].

Classical voter model incorporates only recruitment mechanism, while other responses to social interaction are also possible. For example, diamond model [135] posits that independence and anti-conformity mechanism may be important to understanding human social behaviors. Similarly Latane social impact theory [136] predicts importance of supportive interactions. Namely, individuals strengthening the conviction of their like-minded peers. While this theory was recently studied in the opinion dynamics context [137,138], it hasn’t been combined with the voter model. One could also consider majority-vote models [139–141] and q -voter models [142,143] as implementing some kind of support by the like-minded agents. In majority-vote models recruitment is only possible if majority of agents have opposing opinion (therefore majority becomes harder to convince, but minority remains as susceptible to change). In most q -voter models a group of q agents must share an opinion to convince a single agent. We have implemented supportive interactions by decreasing the transitions rates of the agents by an amount proportional to the number of like-minded agents. In some cases these modifications cause the transition rates go to zero, which freezes the system state. Similar qualitative behavior is observed in works, which consider non-Markovian mechanisms, such as implicit opinion freezing or ageing [144–147]. This serves as another example that highly non-linear Markovian models can lead to similar dynamics as the dynamics generated by the non-Markovian models.

4 Searching for the true long-range memory test

We have reviewed our experience of modeling long-range memory phenomena using Markovian models in the earlier sections. We have shown numerous examples of non-linearity causing behaviors and dynamics reminiscent

of the models with true long-range memory (such as delayed feedback, aging, freezing, and fractional dynamics). In this section, we present our latest endeavor to find a statistical test, which would distinguish whether the real-life systems possess true or spurious long-range memory. We have earlier proposed a test based on the specific first-passage times, which we refer to as the burst and inter-burst duration analysis (abbr. BDA) [148–151].

Investigating empirical PDF of burst and inter-burst duration compared with the model properties, we have interpreted the observed long-range memory in the financial markets by ordinary non-linear SDEs representing multifractal stochastic processes with non-stationary increments [152, 153]. One has to take into account the interplay of endogenous and exogenous fluctuations in the financial markets to build a comprehensive model of this complex system [154]. Non-linear SDEs might be applicable in the modeling of other social systems, where models of opinion or populations dynamics lead to the macroscopic description by these equations [148–151]. The description by SDEs is an alternative to the modeling incorporating fractional dynamics, if power-law statistical properties are observed in the empirical data.

The BDA employs the dependence of first-passage time PDF on Hurst exponent H for the fractional Brownian motion [56, 152, 153, 155].

FBM, FLSM, and ARFIMA [156–158] form the theoretical background of long-range memory and self-similar processes. These processes, first of all, served for the modeling of systems with anomalous diffusion and expected fractional dynamics [159]. We can consider fractional models possessing true long-range memory as they have correlated increments. Self-similar processes with non-Gaussian stable increments are essential for the modeling of social systems as well. In the financial markets power-law distributions of noise often interplay with autocorrelations [160–162]. In [163] we implemented BDA for the order disbalance time series seeking to confirm or reject the long-range memory in the order flow. Further, we analyzed the same LOBSTER data of order flow in the financial markets [164] from the perspective of FLSM and ARFIMA models seeking to identify the impact of increment distributions and correlations on estimated parameters of self-similarity [165]. The revealed peculiarities of non-Gaussian fractional dynamics in this financial system raise new questions about whether used sample estimators are reliable. In this section, we test various long-range memory estimators such as Mean squared displacement, Absolute Value estimator, Higuchi’s method, and BDA on discrete fractional Lévy stable motion represented by the ARFIMA sample series.

4.1 Fractional processes with non-Gaussian noise

FBM serves as a model of the correlated time series with stationary Gaussian increments and generalizes the classical Brownian motion [1]. One can define FBM, $B_H(t)$, of the index H (Hurst parameter) in the interval $0 < H < 1$ as the Itô integration over classical Brownian motion B

$$B_H(t) = \int_{-\infty}^{\infty} ((t-u)_+^d - (-u)_+^d) dB(u), \quad (60)$$

where $d = H - 1/2$, $(x)_+ = \max(x, 0)$. The parameter H in FBM quantifies fractal behavior, long-range memory, and anomalous diffusion. This is not the case for the other more general stochastic processes. Thus in this contribution the Hurst parameter H is responsible only for the fractal properties of the trajectories. We will consider fractional Lévy stable motion as more general process with non-Gaussian distribution $L_H^\alpha(t)$ representing an integrated process of independent and stable stationary increments $dL^\alpha(u)$ [156]

$$L_H^\alpha(t) = \int_{-\infty}^{\infty} ((t-u)_+^d - (-u)_+^d) dL^\alpha(u), \quad (61)$$

where parameter d depends on H and parameter of stable distribution α , $d = H - 1/\alpha$. The parameter α characterizes special class of stable, invariant under summation, distributions [166], useful in the modeling both super and sub-diffusion [159]. Here we are interested in the symmetric zero mean, stable distribution defined by the stability index in the region $0 < \alpha < 2$. This new parameter is responsible for the power-law tails of the

new PDF $P(x) \sim |x|^{-1-\alpha}$.

FBM and FLSM exhibit identical self-similar scaling behavior in statistical sense,

$$B_H(ct) \sim c^H B_H(t), \quad L_H^\alpha(ct) \sim c^H L_H^\alpha(t), \quad (62)$$

here $x \sim y$ means that x and y have identical distributions. One can establish the relation with the fractal dimension of trajectories $D = 2 - H$ [167]. In analogy to the notions used in fractal geometry, these types of processes can be considered self-similar.

Mean squared displacement (abbr. MSD) is another important statistical property of various complex systems. Mathematically it was introduced as an ensemble average of the possible microscopic trajectories $x(t)$ [159]

$$\langle (x(t) - x(0))^2 \rangle \sim t^\lambda, \quad \lambda = 2d + 1. \quad (63)$$

Note that Eq. (63) is valid for the FBM, while the ensemble average of FLSM diverges [156]. For the FBM $d = H - 1/2$, while for the FLSM λ is not defined. When $d < 0$, one observes dynamics as sub-diffusion and for $d > 0$ as super-diffusion.

In experimental or empirical data analysis one usually deals with discrete-time sample data series $\{X_i\}$. It is challenging to decide which model to apply in the description of empirical data when diffusion is anomalous $d \neq 0$, as observed dynamics in the sample data can originate from the long-range memory or power-law of the noise. We will use the sample MSD defined as

$$M_N(k) = \frac{1}{N - k + 1} \sum_{i=0}^{N-k} (X_{i+k} - X_i)^2. \quad (64)$$

Let us also introduce increment process $\{Y_i = X_i - X_{i-1}\}$ which is extracted from the sample data series. In the case of the FBM increment process is called fractional Gaussian noise (abbr. FGN), and in the case of FLSM is called fractional Lèvy stable noise (abbr. FLSN). Authors in [156] provide an evidence of FLSM non-ergodicity and that $M_N(k) \sim k^\lambda$, where $\lambda = 2d + 1$, for large N , k , and N/k . Thus the MSD sample analysis of time series with FLSM assumption becomes very important providing estimation of the memory parameter d . The long-range memory usually is defined through the divergence of autocovariance $\rho(k)$, $\sum_{k=1}^{\infty} \rho(k) = \infty$, [11]

$$\begin{aligned} \rho(k) &= \frac{1}{N - k + 1} \sum_{i=1}^{N-k+1} Y_i Y_{i+k} = 2^{-1} \{(k+1)^{2H} - 2k^{2H} + |k-1|^{2H}\} \\ &\sim H(2H-1)k^{-\gamma}, \quad k \rightarrow \infty. \end{aligned} \quad (65)$$

For the FGN, the exponent of autocorrelation is defined by the Hurst parameter $\gamma = 2 - 2H$. We see that FBM is an essential long-range memory process with various statistical properties defined by the Hurst parameter. Thus, researchers use an extensive choice of statistical estimators to determine H and evaluate memory effects even when investigated time series deviate from the Gaussian distribution.

Accepting more general FLSM approach one has to reevaluate previously used estimators [163], as we now have more independent parameters. The stability index $0 < \alpha < 2$ and the memory parameter d both contribute to the observed sample properties. Since in the Lèvy stable case the second moment is infinite the measure of noise autocorrelation, e.g., the co-difference [166, 168], is used instead of covariance

$$\tau(k) \sim k^{-(\alpha-\alpha H)}. \quad (66)$$

Note that the parameter $\gamma = \alpha - \alpha H = \alpha - \alpha d - 1$, has a strong dependency on α , when for the Gaussian processes, it was considered just as the indicator of long-range memory. Consequently, the previously used sample power spectral density analysis, the rescaled range analysis [169–171], or multifractal detrended fluctuation analysis

[172,173] has to be reevaluated from the perspective of FLSM [163,165].

Earlier, we have introduced the burst and inter-burst duration analysis (BDA) as one more method to quantify the long-range memory through the evaluation of H [149,152,153,163]. For the one dimensional bounded sample time series, any threshold divides these series into a sequence of burst T_j^b and inter-burst T_j^i duration, $j = 1, \dots, N_b$. The notion of burst and inter-burst duration follows from the threshold first-passage problem initiated at the nearest vicinity of the threshold. The burst duration is the first-passage time from above and inter-burst from below the threshold, see [149,152,153,163] for more details. The empirical (sample) PDF (histogram) of T_j gives us the information about H , as power-law part of this PDF should be T^{2-H} [56]. We have to revise the method of BDA from the more general perspective of FLSM [165], as the question of which properties can be recovered using this method is open and has to be investigated.

The method of Absolute Value estimator (abbr. AVE) works correctly even for the time series with infinite variance [11,167,168,174]. The method is based on mean value δ_n calculated from sample series Y_i and evaluating its scaling with length of sub-series n . Divide the increment series Y_i into blocks of size n , so that $m \cdot n = N$, and average within each block to get aggregated series $Y_j^{(n)} = \frac{1}{n} \sum_{i=(j-1)n+1}^{jn} Y_i$. Calculate δ_n

$$\delta_n = \frac{1}{m} \sum_{j=1}^m |Y_j^{(n)} - \langle Y \rangle|, \quad (67)$$

where $\langle X \rangle$ is the overall series mean. Then the absolute value scaling parameter H_{AV} can be evaluated from the scaling relation

$$\delta_n \sim n^{H_{AV}-1}. \quad (68)$$

One more almost equivalent estimator of scaling properties regarding the FLSM is Higuchi's method [11,175]. It relies on finding fractional dimension D of the length of the path. The normalized path length L_n in this method is defined as follows

$$L_n = \frac{N-1}{n^3} \sum_{i=1}^n \frac{1}{m-1} \sum_{j=1}^{m-1} |X_{i+jn} - X_{i+(j-1)n}|, \quad (69)$$

and $L_n \sim n^{-D}$, where $D = 2 - H$.

We will investigate four methods: AVE, Higuchi's, MSD, and BDA for the analysis of ARFIMA time series as a test sample of FLSM.

4.2 Numerical exploration of the accumulated ARFIMA(0,d,0) time series

Let us consider discrete process $\{X_i\}$ defined as a cumulative sum,

$$X_{i+1} = X_i + Y_i, \quad (70)$$

of correlated increments $\{Y_i\}$. Let the increments be generated by the ARFIMA(0,d,0) process [158,176]:

$$Y_i = \sum_{j=0}^{\infty} \frac{\Gamma(j+d)}{\Gamma(d)\Gamma(j+1)} Z_{i-j}, \quad (71)$$

with random Z_{i-j} from the domain of attraction of an α -stable law with $0 < \alpha \leq 2$. One can calculate the sum in Eq. (71) using the Fast Fourier Transform algorithm. The approximate relation between FLSM and ARFIMA can be derived using Riemann-sum approximation, see [176] for details.

Seeking to generate comparable time series with analyzed in [165] order disbalance time series of the financial markets we choose $N = 7 \cdot 10^6$, nine values of $d = \{-0.4, -0.3, -0.2, -0.1, 0.0, 0.1, 0.2, 0.3, 0.4\}$ and four values of $\alpha = \{2, 1.5, 1.25, 1.0\}$. The sample time series for any set of parameters have been evaluated using four

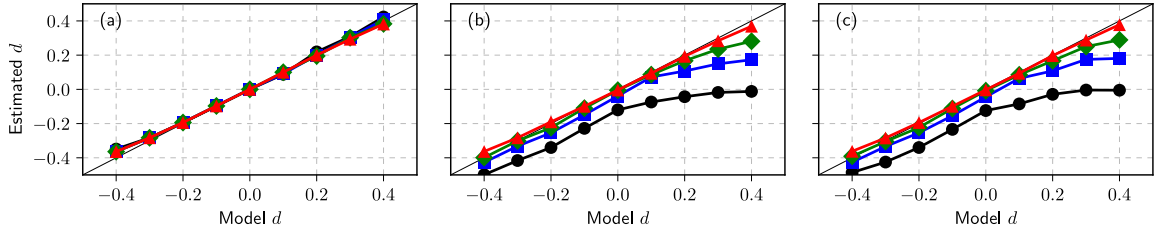


Figure 8: Comparison of the MSD (a), AVE (b) and Higuchi (c) estimator performance when estimating d from the accumulated ARFIMA(0,d,0) series in the unbounded case, $\{X_i\}$ generated by Eq. (70). Different curves correspond to the different values of the noise distribution stability parameter: $\alpha = 2$ (red triangles), 1.5 (green diamonds), 1.25 (blue squares) and 1 (black circles).

estimators described above: MSD, AVE, Higuchi’s estimator, and BDA. We evaluate H as described in the previous subsection. First of all, we partition time series Y_i in subsets with $5 \cdot 10^5$ time steps and accumulate them to get 14 subseries X_i . Then the exponent λ or the Hurst parameter are evaluated for each subseries using MSD, AVE, and Higuchi’s sample estimators. Finally, we calculate the mean and standard deviation of defined 14 λ and H sets. Estimated d we calculate using $d = H - 1/\alpha$ or $d = (\lambda - 1)/2$ in MSD case. The graphs in Fig. 8 of estimated d versus used ARFIMA model d serve as a good test of used estimators.

Our numerical result given in subfigure (a) confirms theoretical prediction for the sample MSD $M_N(k) \sim k^{2d+1}$ [156] as estimated d using this relation almost coincide with model d for all values of α . It is accepted that two estimators, Absolute value and Higuchi’s, are almost equivalent and should be applicable for the analysis of fractional processes with stable distribution [11,167,168,174]. Indeed, the results of our numerical investigation, see (b) and (c) subfigures in Fig. 8 confirm the equivalence of these estimators. Nevertheless, the estimated values of memory parameter d deviate considerably from its model value, when $\alpha \rightarrow 1$, and these deviations are much more prominent for the super-diffusion case $d > 0$. These deviations do not arise as a computational effect as estimated relative standard deviation decreases from 0.15 to 0.02 for the evaluated H in the investigated interval of d . Fortunately, this result does not contradict the study [165], where we used these estimators to evaluate d in empirical order disbalance time series exhibiting sub-diffusion.

It is important to note that the estimators: MSD, AVE, and Higuchi’s should work well only for the unbounded time series when the most physical systems and processes are of finite size and duration. In all such cases, boundary effects might become important, and one must choose or propose more reliable estimators [167]. The BDA considered in our previous work [149,152,153,163], probably, can serve as an alternative approach. This method works better for the bounded time series, where more intersections of series with the threshold can be expected. Thus in this contribution for the BDA we restrict the diffusion of X_i to the interval $[-X_{max}, X_{max}]$ (in our analysis we use $X_{max} = (10^5)^{2d+1}$). This restriction is implemented as a soft boundary condition:

$$X_{i+1} = \max(\min(X_i + Y_i, X_{max}), -X_{max}). \quad (72)$$

This iterative relation replaces Eq. (70) in the $\{X_i\}$ series generation algorithm. We define the PDF of the burs and interburst duration T_j for the whole set of time steps $N = 7 \cdot 10^6$ and the series threshold equal to zero mean. Note that only in this symmetric case PDF’s of burst and interburst duration coincide. Seeking to understand how the diffusion restriction mechanism impacts the results of other estimators, we use the same restriction mechanism for the 14 subseries obtained after the partition procedure. Results of this analysis we present in Fig. 9.

Though the used diffusion restriction is relatively soft and changes the direction of movement in the limited number of trajectories points, results of MSD, AVE, and Higuchi’s estimators changed very considerably, compare subfigures (a), (b) and (c) with corresponding results in Fig. 9. Contrary, the results obtained using H defined by BDA, see subfigure (d), resembles AVE (b) and Higuchi’s estimator (c) subfigures from unbounded series Fig. 9. Further investigation is needed to define the best methods and sample estimators for evaluating

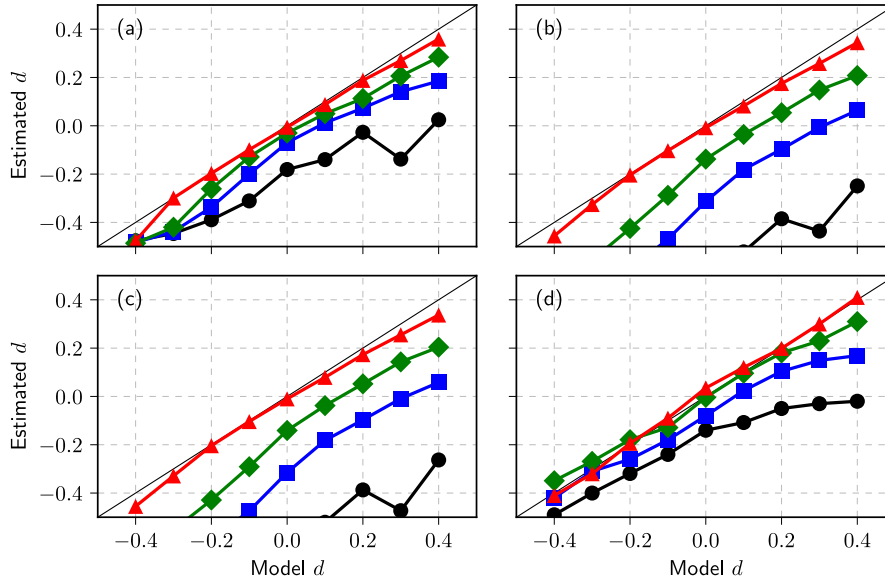


Figure 9: Comparison of the MSD (a), AVE (b), Higuchi (c) and BDA (d) estimator performance when estimating d from the accumulated ARFIMA(0, d ,0) series in the bounded case, $\{X_i\}$ generated by Eq. (72). Different curves correspond to the different values of the noise distribution stability parameter: $\alpha = 2$ (red triangles), 1.5 (green diamonds), 1.25 (blue squares) and 1 (black circles).

parameters of fractional time series impacted by various diffusion restrictions. The vast amount of data available from the financial markets can serve as empirical time series considered from the perspective of FLSM.

5 Future considerations

Here we have reviewed our approaches to modeling the long-range memory phenomenon and power-law statistics in a variety of complex systems. Our approach differs from the usual approach taken by mathematicians in that we have used Markovian models instead of the non-Markovian alternatives. We were able to reproduce similar behaviors due to our models being driven by various non-linear dependencies. In the case of SDEs non-linearity may cause the increments of the stochastic process to be non-stationary and, by consequence, cause spurious long-range memory [177, 178]. Many models we have built over the years are not the models of the true long-range memory. However, the critical question is whether our models capture the memory as observed in the financial markets and possibly other socio-economic complex systems. Section 4, which describes our most recent endeavor, hints at three components that are needed to provide an answer.

The first component is a statistical test, which should distinguish between the spurious and the true long-range memory. Currently, we are considering BDA method [148–151], which performs reasonably well in comparison to the alternatives. The core idea of the method is that for any one-dimensional Markovian random walk first-passage time PDF should be a power-law with exponent $-3/2$ at least for some of the durations. Deviations from this law could indicate the presence of the true long-range memory. Though the method may fail when the stochastic process is not one-dimensional, the study of what happens in the multidimensional case, e.g., as in [99], is pending. Other challenges may also arise, as discussed in Section 4.

The second component would be a selection of models exhibiting both spurious and true long-range memory. Our prior research has introduced a variety of models of spurious long-range memory; hence the next steps would be formulating comparable alternative models and studying properties of the existing long-range memory models. Here we have focused on estimating long-range memory in the fractional Lévy stable motion (modeled using ARFIMA(0, d ,0) discrete process), which is a generalization of the fractional Brownian motion. However, in general, other models could also be considered, for example, the multiplicative point process (see Section 2) could be generalized by replacing uncorrelated Gaussian noise with fractional Gaussian noise. Other correlation

structures or variable pulse durations could also be considered as an extension [179]. Other notable alternatives and extensions include continuous-time random walk [180] and complex contagion frameworks [181, 182].

The third component would be a variety of data from socio-economic complex systems. Many of our earlier approaches relied on high-frequency absolute return and trading activity time series, but in our most recent works, we have shifted our attention to the order book data obtained from LOBSTER [164]. Order book data seems to invite a more general approach by understanding the data within FLSM or ARFIMA mindset for a broad class of anomalous diffusion processes. [157, 167, 168]. The vast amount of data in social including financial systems, has to be investigated to identify and validate the fractional dynamics and long-range memory. Our first results in this direction [163, 165] question the interpretation of long-range memory in the order flow data of financial markets. First of all, a prudent choice of estimators based on FLSM and ARFIMA assumptions are needed. After extensive analysis from this perspective would be possible to decide whether the investigated social system exhibits true long-range memory or observed power-law statistical properties are just the outcome of strong non-linear effects.

Research effort combining all these three components could yield a better understanding of the long-range memory phenomenon as it is observed in the variety of complex systems.

The comprehensive interpretation of long-range memory observed in the financial and other social systems should considerably contribute to developing advanced analytical tools for applications in financial markets. Thus, we have focused on the description and explanation of the long-range memory phenomenon. Notably, a few more recent works refer to or use some of our results and are more application-minded. In [183] a non-linear SDE was derived, providing both physical and economic arguments, to study the performance of EUR/CHF exchange rate. The derived SDE belongs to the class described by (8). [184] has considered the relationship between aging and long-range memory phenomena in a couple of physics experiments: blinking-quantum-dots, single-file diffusion, and Brownian motion in a logarithmic potential. [185] has shown that SDE (8) applies to the modeling of the dynamics on microblogging networks. [186] has considered the effects of perturbations on the stability of power-law distributions in general with an application to wealth distributions. [187] tested the applicability of simple stochastic models to the modeling of non-stationary behavior of intraday tick-by-tick returns. [188] has tested forecast robustness of nonlinear GARCH model when time series exhibit high positive autocorrelation. Mean reversion phenomenon was studied in Karachi Stock Exchange data from the perspective of GARCH models in [189]. [190] has compared the performance of non-linear SDE models against Black and Scholes model, which is one of the models used by the practitioners. Various modifications of Heston model, another model favored by the practitioners, are also reminiscent of SDE (8) [191]. In the future we hope to inspire and maybe take up more application-minded endeavors.

Author contributions

Conceptualization, R.K., A.K., B.K and V.G.; methodology, R.K., A.K., B.K and V.G.; software, A.K. and V.G.; validation, R.K., A.K., B.K and V.G.; formal analysis, B.K.; investigation, R.K., A.K., B.K and V.G.; resources, R.K., A.K., B.K and V.G.; data curation, R.K., A.K., B.K and V.G.; writing—original draft preparation, R.K., A.K., B.K and V.G.; writing—review and editing, R.K.; visualization, R.K., A.K., B.K and V.G.; supervision, V.G.; project administration, R.K.; funding acquisition, R.K. and V.G.

Funding

This project was funded by the European Union (project No 09.3.3-LMT-K-712-19-0017) under the agreement with the Research Council of Lithuania (LMTLT).

Abbreviations

ABM	agent-based model
ARCH	autoregressive conditional heteroscedasticity
ARFIMA	autoregressive fractionally integrated moving average
AVE	absolute value estimator
BDA	burst and interburst duration analysis
FBM	fractional Brownian motion
FGN	fractional Gaussian noise
FIGARCH	fractionally integrated GARCH
FLSM	fractional Lévy stable motion
FLSN	fractional Lévy stable noise
GARCH	generalized ARCH
MSD	mean squared displacement
NYSE	New York stock exchange
PDF	probability density function
PSD	power spectral density
SDE	stochastic differential equation
VSE	Vilnius stock exchange
WSE	Warsaw stock exchange

References

- [1] B. Mandelbrot, J. W. Van Ness, Fractional Brownian motions, fractional noises and applications, SIAM Review 10 (1968) 422–437. doi:10.1137/1010093.
- [2] W. H. Press, Flicker noises in astronomy and elsewhere, Comments on Astrophysics 7 (1978) 103–119.
- [3] P. Dutta, P. M. Horn, Low-frequency fluctuations in solids: $1/f$ noise, Reviews of Modern Physics 53 (1981) 497–516. doi:10.1103/RevModPhys.53.497.
- [4] P. Bak, C. Tang, K. Wiesenfeld, Self-organized criticality: An explanation of the $1/f$ noise, Physical Review Letters 59 (1987) 381–384. doi:10.1103/PhysRevLett.59.381.
- [5] B. J. West, M. F. Shlesinger, On the ubiquity of $1/f$ noise, International Journal of Modern Physics B 03 (1989) 795–819. doi:10.1142/S0217979289000609.
- [6] B. B. Mandelbrot, Multifractals and $1/f$ noise: Wild self-affinity in physics, Springer-Verlag, New York, 1999.
- [7] E. Milotti, $1/f$ noise: a pedagogical review, available as arXiv:physics/0204033 [physics.class-ph]. (2002). arXiv:physics/0204033.
- [8] L. Ward, P. Greenwood, $1/f$ noise, Scholarpedia 2 (2007) 1537. doi:10.4249/scholarpedia.1537.
- [9] M. A. Rodriguez, Complete spectral scaling of time series: Towards a classification of $1/f$ noise, Physical Review E 90 (2014) 042122. doi:10.1103/PhysRevE.90.042122.
- [10] A. C. Yadav, N. Kumar, Scaling theory for the $1/f$ noise, available as arXiv:2103.11608 [cond-mat.stat-mech]. (2021). arXiv:2103.11608.
- [11] M. S. Taqqu, V. Teverovsky, W. Willinger, Estimators for long-range dependence: An empirical study, Fractals 3 (1995) 785–788. doi:10.1142/s0218348x95000692.
- [12] P. Gopikrishnan, M. Meyer, L. Amaral, H. Stanley, Inverse cubic law for the distribution of stock price variations, The European Physical Journal B 3 (1998) 139–140. doi:10.1007/s100510050292.
- [13] V. Plerou, P. Gopikrishnan, L. A. Nunes Amaral, X. Gabaix, H. E. Stanley, Economic fluctuations and anomalous diffusion, Physical Review E 62 (2000) R3023–R3026. doi:10.1103/PhysRevE.62.R3023.
- [14] R. Cont, Empirical properties of asset returns: Stylized facts and statistical issues, Quantitative Finance 1 (2001) 1–14. doi:10.1080/713665670.
- [15] R. N. Mantegna, H. E. Stanley, An introduction to econophysics: Correlations and complexity in finance, Cambridge University Press, 2000.
- [16] X. Gabaix, P. Gopikrishnan, V. Plerou, H. E. Stanley, A theory of power law distributions in financial market fluctuations, Nature 423 (2003) 267–270. doi:10.1038/nature01624.
- [17] J. D. Farmer, L. Gillemot, F. Lillo, S. Mike, A. Sen, What really causes large price changes, Quantitative Finance 4 (2004) 383–397. doi:10.1080/14697680400008627.
- [18] X. Gabaix, P. Gopikrishnan, V. Plerou, H. E. Stanley, Institutional investors and stock market volatility, The Quarterly Journal of Economics (2006) 461–504doi:10.1162/qjec.2006.121.2.461.
- [19] V. Alfi, M. Cristelli, L. Pietronero, A. Zaccaria, Minimal agent based model for financial markets I: Origin and self-organization of stylized facts, European Physics Journal B 67 (2009) 385–397. doi:10.1140/epjb/e2009-00028-4.

- [20] B. Kaulakys, G. Vektaris, Transition to nonchaotic behaviour in randomly driven systems: intermittency and 1/f-noise, in: *Noise in Physical Systems and 1/f Fluctuations*, Proceedings of the 13th International Conference, World Scientific, Singapore, 1995, pp. 677–680.
- [21] B. Kaulakys, T. Meskauskas, Modeling 1/f noise, *Physical Review E* 58 (1998) 7013–7019. doi:10.1103/PhysRevE.58.7013.
- [22] B. Kaulakys, Autoregressive model of 1/f noise, *Physics Letters A* 257 (1999) 37–42. doi:10.1016/S0375-9601(99)00284-4.
- [23] B. Kaulakys, V. Gontis, M. Alaburda, Point process model of 1/f noise vs a sum of Lorentzians, *Physical Review E* 71 (2005) 1–11. doi:10.1103/PhysRevE.71.051105.
- [24] A. Ghosh, Econophysics research in India in the last two decades, *IIM Kozhikode Society & Management Review* 2 (2013) 135–146. doi:10.1177/2277975213507834.
- [25] E. J. de Area Leao Pereira, M. F. da Silva, H. Pereira, Econophysics: Past and present, *Physica A* 473 (2017) 251–261. doi:10.1016/j.physa.2017.01.007.
- [26] F. Jovanovic, C. Schinckus, *Econophysics and financial economics: An emerging dialogue*, Oxford University Press, 2017. doi:10.1093/acprof:oso/9780190205034.001.0001.
- [27] V. Gontis, Modelling share volume traded in financial markets, *Lithuanian Journal of Physics* 41 (2001) 551–555.
- [28] V. Gontis, Multiplicative stochastic model of the time interval between trades in financial markets, *Nonlinear Analysis: Modelling and Control* 7 (2002) 43–54. arXiv:cond-mat/0211317.
- [29] V. Gontis, B. Kaulakys, Multiplicative point process as a model of trading activity, *Physica A* 343 (2004) 505–514. doi:10.1016/j.physa.2004.05.080.
- [30] V. Gontis, B. Kaulakys, Modeling financial markets by the multiplicative sequence of trades, *Physica A* 344 (2004) 128–133. doi:10.1016/j.physa.2004.06.153.
- [31] V. Gontis, B. Kaulakys, M. Alaburda, J. Ruseckas, Evolution of complex systems and 1/f noise: From physics to financial markets, *Solid State Phenomena* 97–98 (2004) 65–70. doi:10.4028/www.scientific.net/ssp.97-98.65.
- [32] V. Gontis, B. Kaulakys, J. Ruseckas, Point process models of 1/f noise and internet traffic, *AIP Conference Proceedings* 776 (2005) 144–149. doi:10.1063/1.1985385.
- [33] V. Gontis, B. Kaulakys, Modeling long-range memory trading activity by stochastic differential equations, *Physica A* 382 (2007) 114–120. doi:10.1016/j.physa.2007.02.012.
- [34] V. Gontis, B. Kaulakys, Long-range memory model of trading activity and volatility, *Journal of Statistical Mechanics* P10016 (2006) 1–11. doi:10.1088/1742-5468/2006/10/p10016.
- [35] V. Gontis, J. Ruseckas, A. Kononovicius, A non-linear stochastic model of return in financial markets, in: C. Myers (Ed.), *Stochastic Control*, InTech, 2010, pp. 559–580. doi:10.5772/9748.
- [36] V. Gontis, J. Ruseckas, A. Kononovicius, A long-range memory stochastic model of the return in financial markets, *Physica A* 389 (2010) 100–106. doi:10.1016/j.physa.2009.09.011.
- [37] V. Gontis, A. Kononovicius, Nonlinear stochastic model of return matching to the data of New York and Vilnius stock exchanges, *Dynamics of Socio-Economic Systems* 2 (2011) 101–109. arXiv:1003.5356.
- [38] J. Ruseckas, V. Gontis, B. Kaulakys, Nonextensive statistical mechanics distributions and dynamics of financial observables from the nonlinear stochastic differential equations, *Advances in Complex Systems* 15 (2012) 1250073. doi:10.1142/S0219525912500737.
- [39] J. Ruseckas, B. Kaulakys, V. Gontis, Herding model and 1/f noise, *EPL* 96 (2011) 60007. doi:10.1209/0295-5075/96/60007.
- [40] A. Kononovicius, V. Gontis, Agent based reasoning for the non-linear stochastic models of long-range memory, *Physica A* 391 (2012) 1309–1314. doi:10.1016/j.physa.2011.08.061.
- [41] V. Gontis, A. Kononovicius, Consentaneous agent-based and stochastic model of the financial markets, *PLoS ONE* 9 (2014) e102201. doi:10.1371/journal.pone.0102201.
- [42] A. Kononovicius, J. Ruseckas, Order book model with herding behavior exhibiting long-range memory, *Physica A* 525 (2019) 171–191. doi:10.1016/j.physa.2019.03.059.
- [43] A. Kononovicius, Empirical analysis and agent-based modeling of Lithuanian parliamentary elections, *Complexity* 2017 (2017) 7354642. doi:10.1155/2017/7354642.
- [44] A. Kononovicius, Compartmental voter model, *Journal of Statistical Mechanics* 2019 (2019) 103402. doi:10.1088/1742-5468/ab409b.
- [45] A. Kononovicius, Noisy voter model for the anomalous diffusion of parliamentary presence, *Journal of Statistical Mechanics* 2020 (2020) 063405. doi:10.1088/1742-5468/ab8c39.
- [46] A. Kononovicius, Supportive interactions in the noisy voter model, *Chaos, Solitons & Fractals* 143 (2021) 110627. doi:10.1016/j.chaos.2020.110627.
- [47] C. Castellano, S. Fortunato, V. Loreto, Statistical physics of social dynamics, *Reviews of Modern Physics* 81 (2009) 591–646. doi:10.1103/RevModPhys.81.591.

- [48] Y. Dong, M. Zhan, G. Kou, Z. Ding, H. Liang, A survey on the fusion process in opinion dynamics, *Information Fusion* 43 (2018) 57–65. doi:10.1016/j.inffus.2017.11.009.
- [49] H. Noorazar, Recent advances in opinion propagation dynamics, *The European Physical Journal Plus* 135 (2020) 521. doi:10.1140/epjp/s13360-020-00541-2.
- [50] V. Gontis, S. Havlin, A. Kononovicius, B. Podobnik, H. E. Stanley, Stochastic model of financial markets reproducing scaling and memory in volatility return intervals, *Physica A* 462 (2016) 1091–1102. doi:10.1016/j.physa.2016.06.143.
- [51] K. Yamasaki, L. Muchnik, S. Havlin, A. Bunde, H. Stanley, Scaling and memory in volatility return intervals in financial markets, *Proceedings of the National Academy of Sciences of the United States of America* 102 (2005) 9424–9428. doi:10.1073/pnas.0502613102.
- [52] F. Wang, K. Yamasaki, S. Havlin, H. Stanley, Scaling and memory of intraday volatility return intervals in stock market, *Physical Review E* 73 (2006) 026117. doi:10.1103/physreve.73.026117.
- [53] F. Wang, K. Yamasaki, S. Havlin, H. Stanley, Indication of multiscaling in the volatility return intervals of stock markets, *Physical Review E* 77 (2008) 016109. doi:10.1103/PhysRevE.77.016109.
- [54] M. Denys, T. Gubiec, R. Kutner, M. Jagielski, H. E. Stanley, Universality of market superstatistics, *Phys. Rev. E* 94 (2016) 042305. doi:10.1103/PhysRevE.94.042305.
URL <https://link.aps.org/doi/10.1103/PhysRevE.94.042305>
- [55] S. Redner, *A guide to first-passage processes*, Cambridge University Press, 2001.
- [56] M. Ding, W. Yang, Distribution of the first return time in fractional Brownian motion and its application to the study of on-off intermittency, *Physical Review E* 52 (1995) 207. doi:10.1103/PhysRevE.52.207.
- [57] J. B. Johnson, The Schottky effect in low frequency circuits, *Physical Review* 26 (1925) 71–85. doi:10.1103/PhysRev.26.71.
- [58] D. J. Levitin, P. Chordia, V. Menon, Musical rhythm spectra from Bach to Joplin obey a $1/f$ power law, *Proceedings of the National Academy of Sciences of the United States of America* 109 (2012) 3716–3720. doi:10.1073/pnas.1113828109.
- [59] M. Kobayashi, T. Musha, $1/f$ fluctuation of heartbeat period, *IEEE Transactions on Biomedical Engineering* 29 (1982) 456–457. doi:10.1109/TBME.1982.324972.
- [60] E.-J. Wagenmakers, S. Farrell, R. Ratcliff, Estimation and interpretation of $1/f^\alpha$ noise in human cognition, *Psychonomic Bulletin & Review* 11 (2004) 579–615. doi:10.3758/bf03196615.
- [61] J. Mathiesen, L. Angheluta, P. T. H. Ahlgren, M. H. Jensen, Excitable human dynamics driven by extrinsic events in massive communities, *Proceedings of the National Academy of Sciences* (2013). doi:10.1073/pnas.1304179110.
- [62] E. Leonardis, S. C. Chapman, C. Foullon, Turbulent characteristics in the intensity fluctuations of a solar quiescent prominence observed by the Hinode Solar Optical Telescope, *The Astrophysical Journal* 745 (2012) 185. doi:10.1088/0004-637X/745/2/185.
- [63] T. Meskauskas, B. Kaulakys, $1/f$ noise in fractal quaternionic structures, *AIP Conference Proceedings* 780 (2005) 91–94. doi:10.1063/1.2036706.
- [64] L. C. Ribeiro, L. G. de Deus, P. M. Loureiro, E. D. M. Albuquerque, Profits and fractal properties: Notes on Marx, countertendencies and simulation models, *Review of Political Economy* 29 (2017) 282–306. doi:10.1080/09538259.2016.1265823.
- [65] L. C. Ribeiro, M. S. Rapini, L. A. Silva, E. M. Albuquerque, Growth patterns of the network of international collaboration in science, *Scientometrics* 114 (2018) 159–179. doi:10.1007/s11192-017-2573-x.
- [66] T. Nakamura, M. Small, T. Tanizawa, Long-range correlation properties of stationary linear models with mixed periodicities, *Physical Review E* 99 (2019) 022128. doi:10.1103/PhysRevE.99.022128.
- [67] S. Erland, P. E. Greenwood, Constructing $1/\omega^\alpha$ noise from reversible Markov chains, *Physical Review E* 76 (2007) 031114. doi:10.1103/PhysRevE.76.031114.
- [68] P. E. Kloeden, E. Platen, *Numerical solution of stochastic differential equations*, Springer, Berlin, 1999.
- [69] B. Kaulakys, J. Ruseckas, Stochastic nonlinear differential equation generating $1/f$ noise, *Physical Review E* 70 (2004) 020101. doi:10.1103/PhysRevE.70.020101.
- [70] B. Kaulakys, J. Ruseckas, V. Gontis, M. Alaburda, Nonlinear stochastic models of $1/f$ noise and power-law distributions, *Physica A* 365 (2006) 217–221. doi:10.1016/j.physa.2006.01.017.
- [71] B. Kaulakys, M. Alaburda, Modeling scaled processes and $1/f^\beta$ noise using non-linear stochastic differential equations, *Journal of Statistical Mechanics* (2009) P02051 doi:10.1088/1742-5468/2009/02/p02051.
- [72] J. Ruseckas, B. Kaulakys, $1/f$ noise from nonlinear stochastic differential equations, *Physical Review E* 81 (2010) 031105. doi:10.1103/physreve.81.031105.
- [73] S. C. Lera, D. Sornette, Currency target-zone modeling: An interplay between physics and economics, *Physical Review E* 92 (2015) 062828. doi:10.1103/PhysRevE.92.062828.
- [74] R. Engle, Autoregressive conditional heteroscedasticity with estimates of the variance of United Kingdom inflation, *Econometrica* 50 (1982) 987–1008. doi:10.2307/1912773.

- [75] T. Bollerslev, Generalized autoregressive conditional heteroskedasticity, *Journal of Econometrics* 31 (1986) 307–327. doi:10.1016/0304-4076(86)90063-1.
- [76] R. Engle, T. Bollerslev, Modeling the persistence of conditional variances, *Econometric Reviews* 5 (1986) 1–50. doi:10.1080/07474938608800095.
- [77] M. Potters, R. Cont, J. P. Bouchaud, Financial markets as adaptive systems, *EPL* 41 (1998) 239–244. doi:10.1209/epl/i1998-00136-9.
- [78] L. Giraitis, P. M. Robinson, D. Surgailis, A model for long memory conditional heteroscedasticity, *The Annals of Applied Probability* 10 (2000) 1002–1024. doi:10.1214/aoap/1019487516.
- [79] T. Bollerslev, Glossary to ARCH (GARCH), CREATES Research Paper (2008). doi:10.2139/ssrn.1263250.
- [80] L. Giraitis, R. Leipus, D. Surgailis, Recent advances in ARCH modelling, in: G. Teyssiere, A. Kirman (Eds.), *Long Memory in Economics*, Springer, 2007, pp. 3–38.
- [81] L. Giraitis, R. Leipus, D. Surgailis, ARCH(∞) models and long memory, in: T. G. Anderson, R. A. Davis, J. Kreis, T. Mikosh (Eds.), *Handbook of Financial Time Series*, Springer Verlag, Berlin, 2009, pp. 71–84. doi:10.1007/978-3-540-71297-8_3.
- [82] L. Giraitis, D. Surgailis, A. Škarnulis, Stationary integrated ARCH(∞) and AR(∞) processes with finite variance, *Econometric Theory* 34 (2018) 1159–1179. doi:10.1017/S0266466617000391.
- [83] C. W. J. Granger, R. Joyeux, An introduction to long-memory time series models and fractional differencing, *Journal of Time Series Analysis* 1 (1980) 15–29. doi:10.1111/j.1467-9892.1980.tb00297.x.
- [84] R. T. Baillie, T. Bollerslev, H. O. Mikkelsen, Fractionally integrated generalized autoregressive conditional heteroskedasticity, *Journal of Econometrics* 74 (1996) 3–30. doi:10.1016/S0304-4076(95)01749-6.
- [85] M. Tayefi, T. V. Ramanathan, An overview of FIGARCH and related time series models, *Austrian Journal of Statistics* 41 (2012) 175–196. doi:10.17713/ajs.v41i3.172.
- [86] A. Kononovicius, J. Ruseckas, Nonlinear GARCH model and 1/f noise, *Physica A* 427 (2015) 74–81. doi:10.1016/j.physa.2015.02.040.
- [87] D. B. Nelson, ARCH models as diffusion approximations, *Journal of Econometrics* 45 (1990) 7–38. doi:10.1016/0304-4076(90)90092-8.
- [88] C. Kluppelberg, A. Lindner, R. Maller, A continuous-time GARCH process driven by a Levy process: stationarity and second-order behaviour, *Journal of Applied Probability* 41 (2004) 601–622. doi:10.1239/jap/1091543413.
- [89] C. Kluppelberg, R. Maller, A. Szimayer, The COGARCH: A review, with news on option pricing and statistical inference (2010). doi:10.2139/ssrn.1538115.
- [90] R. Kazakevicius, J. Ruseckas, Influence of external potentials on heterogeneous diffusion processes, *Physical Review E* 94 (2016) 032109. doi:10.1103/PhysRevE.94.032109.
- [91] S. Havlin, D. Ben-Avraham, Diffusion in disordered media, *Advances in Physics* 51 (2002) 187–292. doi:10.1080/00018730110116353.
- [92] D. ben Avraham, S. Havlin, *Diffusion and reactions in fractals and disordered systems*, Cambridge University Press, 2005.
- [93] R. Metzler, J.-H. Jeon, A. G. Cherstvy, E. Barkai, Anomalous diffusion models and their properties: non-stationarity, non-ergodicity, and ageing at the centenary of single particle tracking, *Physical Chemistry Chemical Physics* 16 (2014) 24128–24164. doi:10.1039/c4cp03465a.
- [94] R. Kazakevičius, J. Ruseckas, Lévy flights in inhomogeneous environments and 1/f noise, *Physica A* 411 (2014) 95. doi:10.1016/j.physa.2014.06.020.
- [95] R. Kazakevicius, J. Ruseckas, Power-law statistics from nonlinear stochastic differential equations driven by Lévy stable noise, *Chaos, Solitons & Fractals* 81 (2015) 432–442. doi:10.1016/j.chaos.2015.08.024.
- [96] R. Kazakevicius, J. Ruseckas, Anomalous diffusion in nonhomogeneous media: Power spectral density of signals generated by time-subordinated nonlinear Langevin equations, *Physica A* 438 (2015) 210–222. doi:10.1016/j.physa.2015.06.047.
- [97] R. Kazakevicius, J. Ruseckas, Power law statistics in the velocity fluctuations of Brownian particle in inhomogeneous media and driven by colored noise, *Journal of Statistical Mechanics* 2015 (2015) P02021. doi:10.1088/1742-5468/2015/02/P02021.
- [98] J. Ruseckas, R. Kazakevicius, B. Kaulakys, 1/f noise from point process and time-subordinated Langevin equations, *Journal of Statistical Mechanics* 2016 (2016) 054022. doi:10.1088/1742-5468/2016/05/054022.
- [99] J. Ruseckas, R. Kazakevicius, B. Kaulakys, Coupled nonlinear stochastic differential equations generating arbitrary distributed observable with 1/f noise, *Journal of Statistical Mechanics* 2016 (2016) 043209. doi:10.1088/1742-5468/2016/04/043209.
- [100] B. Kaulakys, M. Alaburda, J. Ruseckas, 1/f noise from the nonlinear transformations of the variables, *Modern Physics Letters B* 29 (2015) 1550223. doi:10.1142/S0217984915502231.
- [101] R. Kazakevicius, A. Kononovicius, Anomalous diffusion in nonlinear transformations of the noisy voter model, *Physical Review E* 103 (2021) 032154. doi:10.1103/PhysRevE.103.032154.

- [102] B. Kaulakys, M. Alaburda, J. Ruseckas, Modeling of long-range memory processes with inverse cubic distributions by the nonlinear stochastic differential equations, *Journal of Statistical Mechanics* 2016 (2016) 054035. doi:10.1088/1742-5468/2016/05/054035.
- [103] G. Pesce, A. McDaniel, S. Hottovy, J. Wehr, G. Volpe, Stratonovich-to-Itô transition in noisy systems with multiplicative feedback, *Nature Communications* 4 (2013) 2733. doi:10.1038/ncomms3733.
- [104] B. Kaulakys, M. Alaburda, V. Gontis, J. Ruseckas, Modeling long-memory processes by stochastic difference equations and superstatistical approach, *Brazilian Journal of Physics* 39 (2009) 453–456. doi:10.1590/s0103-97332009000400020.
- [105] C. Tsallis, Economics and finance: q-Statistical stylized features galore, *Entropy* 19 (2017) 457. doi:10.3390/e19090457.
- [106] V. Gontis, B. Kaulakys, J. Ruseckas, Trading activity as driven Poisson process: comparison with empirical data, *Physica A* 387 (2008) 3891–3896. doi:10.1016/j.physa.2008.02.078.
- [107] J. Ruseckas, B. Kaulakys, Tsallis distributions and 1/f noise from nonlinear stochastic differential equations, *Physical Review E* 84 (2011) 051125. doi:10.1103/PhysRevE.84.051125.
- [108] R. Pettersson, Approximations for stochastic differential equations with reflecting convex boundaries, *Stochastic Processes and their Applications* 59 (1995) 295–308. doi:10.1016/0304-4149(95)00040-E.
- [109] T. Lux, M. Marchesi, Scaling and criticality in a stochastic multi-agent model of a financial market, *Nature* 397 (1999) 498–500. doi:10.1038/17290.
- [110] D. Challet, M. Marsili, R. Zecchina, Statistical mechanics of systems with heterogeneous agents: minority games, *Physical Review Letters* 84 (2000) 1824–1827. doi:10.1103/PhysRevLett.84.1824.
- [111] M. Cristelli, L. Pietronero, A. Zaccaria, Critical overview of agent-based models for economics, in: F. Mallnace, H. E. Stanley (Eds.), *Proceedings of the School of Physics "E. Fermi", Course CLXXVI, SIF-IOS, Bologna-Amsterdam, 2012*, pp. 235–282. doi:10.3254/978-1-61499-071-0-235.
- [112] A. P. Kirman, Ants, rationality and recruitment, *Quarterly Journal of Economics* 108 (1993) 137–156. doi:10.2307/2118498.
- [113] S. Alfarano, T. Lux, F. Wagner, Estimation of agent-based models: The case of an asymmetric herding model, *Computational Economics* 26 (2005) 19–49. doi:10.1007/s10614-005-6415-1.
- [114] S. Alfarano, T. Lux, F. Wagner, Time variation of higher moments in a financial market with heterogeneous agents: An analytical approach, *Journal of Economic Dynamics and Control* 32 (2008) 101–136. doi:10.1016/j.jedc.2006.12.014.
- [115] N. G. van Kampen, *Stochastic process in physics and chemistry*, North Holland, Amsterdam, 2007.
- [116] L. Walras, *Elements of pure economics*, Routledge, 2013.
- [117] R. Rak, S. Drozd, J. Kwapien, P. Oswiecimka, Stock returns versus trading volume: is the correspondence more general?, *Acta Physica Polonica B* 44 (2013) 2035–2050. doi:10.5506/APhysPolB.44.2035.
- [118] A. Kononovicius, V. Gontis, Three state herding model of the financial markets, *EPL* 101 (2013) 28001. doi:10.1209/0295-5075/101/28001.
- [119] A. Kononovicius, V. Gontis, Control of the socio-economic systems using herding interactions, *Physica A* 405 (2014) 80–84. doi:10.1016/j.physa.2014.03.003.
- [120] A. Kononovicius, V. Gontis, Herding interactions as an opportunity to prevent extreme events in financial markets, *Eur. Phys. J. B* 88 (2015) 189. doi:10.1140/epjb/e2015-60160-0.
- [121] A. E. Biondo, A. Pluchino, A. Rapisarda, D. Helbing, Stopping financial avalanches by random trading, *Physical Review E* 88 (2013) 062814. doi:10.1103/PhysRevE.88.062814.
- [122] J. Fernandez-Gracia, K. Suchecki, J. J. Ramasco, M. San Miguel, V. M. Eguiluz, Is the voter model a model for voters?, *Physical Review Letters* 112 (2014) 158701. doi:10.1103/PhysRevLett.112.158701.
- [123] F. Sano, M. Hisakado, S. Mori, Mean field voter model of election to the house of representatives in Japan, in: *JPS Conference Proceedings*, Vol. 16, The Physical Society of Japan, 2017, p. 011016. doi:10.7566/JSPC.16.011016.
- [124] D. Braha, M. A. M. de Aguiar, Voting contagion: Modeling and analysis of a century of U.S. presidential elections, *PLOS ONE* 12 (2017) e0177970. doi:10.1371/journal.pone.0177970.
- [125] T. Fenner, E. Kaufmann, M. Levene, G. Loizou, A multiplicative process for generating a beta-like survival function with application to the UK 2016 EU referendum results, *International Journal of Modern Physics C* 28 (2017) 1750132. doi:10.1142/s0129183117501327.
- [126] T. Fenner, M. Levene, G. Loizou, A multiplicative process for generating the rank-order distribution of UK election results, *Quality and Quantity* 52 (2017) 1069–1079. doi:10.1007/s11135-017-0504-9.
- [127] T. Fenner, M. Levene, G. Loizou, A stochastic differential equation approach to the analysis of the UK 2016 EU referendum polls, *Journal of Physics Communications* 2 (2018) 055022. doi:10.1088/2399-6528/aac347.
- [128] M. Levene, T. Fenner, A stochastic differential equation approach to the analysis of the 2017 and 2019 UK general election polls, *International Journal of Forecasting* (2021). doi:10.1016/j.ijforecast.2021.02.002.

- [129] J. Michaud, A. Szilva, Social influence with recurrent mobility and multiple options, *Physical Review E* 97 (2018) 062313. doi:10.1103/PhysRevE.97.062313.
- [130] S. Marmani, V. Ficcidenti, P. Kaur, G. Dhesi, Entropic analysis of votes expressed in Italian elections between 1948 and 2018, *Entropy* 22 (2020) 523. doi:10.3390/e22050523.
- [131] A. Kononovicius, J. Ruseckas, Continuous transition from the extensive to the non-extensive statistics in an agent-based herding model, *European Physics Journal B* 87 (2014) 169. doi:10.1140/epjb/e2014-50349-0.
- [132] S. Alfarano, M. Milakovic, Network structure and N-dependence in agent-based herding models, *Journal of Economic Dynamics and Control* 33 (2009) 78–92. doi:10.1016/j.jedc.2008.05.003.
- [133] A. Carro, R. Toral, M. San Miguel, The noisy voter model on complex networks, *Scientific Reports* 6 (2016) 24775. doi:10.1038/srep24775.
- [134] D. S. Vieira, J. M. E. Riveros, M. Jauregui, R. S. Mendes, Anomalous diffusion behavior in parliamentary presence, *Physical Review E* 99 (2019) 042141. doi:10.1103/PhysRevE.99.042141.
- [135] H. R. Willis, Conformity, independence and anticonformity, *Human Relations* 18 (1965) 373–388. doi:10.1177/001872676501800406.
- [136] B. Latane, The psychology of social impact, *American Psychologist* 36 (1981) 343–356. doi:10.1037/0003-066X.36.4.343.
- [137] P. Bancerowski, K. Malarz, Multi-choice opinion dynamics model based on Latane theory, *The European Physical Journal B* 92 (2019) 219. doi:10.1140/epjb/e2019-90533-0.
- [138] A. Kowalska-Styczeń, K. Malarz, Noise induced unanimity and disorder in opinion formation, *PLOS ONE* 15 (2020) e0235313. doi:10.1371/journal.pone.0235313.
- [139] M. J. de Oliveira, Isotropic majority-vote model on a square lattice, *Journal of Statistical Physics* (1992). doi:10.1007/BF01060069.
- [140] A. L. M. Vilela, H. E. Stanley, Effect of strong opinions on the dynamics of the majority-vote model, *Scientific Reports* 8 (2018) 8709. doi:10.1038/s41598-018-26919-y.
- [141] M. Galesic, D. L. Stein, Statistical physics models of belief dynamics: Theory and empirical tests, *Physica A* 519 (2019) 275–294. doi:10.1016/j.physa.2018.12.011.
- [142] C. Castellano, M. A. Munoz, R. Pastor-Satorras, The non-linear q-voter model, *Physical Review E* 80 (2009) 041129. doi:10.1103/PhysRevE.80.041129.
- [143] A. Jedrzejewski, K. Sznajd-Weron, Statistical physics of opinion formation: Is it a SPOOF?, *Comptes Rendus Physique* 20 (2019) 244–261. doi:10.1016/j.crhy.2019.05.002.
- [144] H.-U. Stark, C. J. Tessone, F. Schweitzer, Decelerating microdynamics can accelerate macrodynamics in the voter model, *Physical Review Letters* 101 (2008) 018701. doi:10.1103/PhysRevLett.101.018701.
- [145] H.-U. Stark, C. J. Tessone, F. Schweitzer, Slower is faster: Fostering consensus formation by heterogeneous inertia, *Advances in Complex Systems* 11 (2008) 551–563. doi:10.1142/s0219525908001805.
- [146] Z. Wang, Y. Liu, L. Wang, Y. Zhang, Z. Wang, Freezing period strongly impacts the emergence of a global consensus in the voter model, *Scientific Reports* 4 (2014). doi:10.1038/srep03597.
- [147] O. Artime, A. F. Peralta, R. Toral, J. Ramasco, M. San Miguel, Aging-induced continuous phase transition, *Physical Review E* 98 (2018) 032104. doi:10.1103/PhysRevE.98.032104.
- [148] V. Gontis, A. Kononovicius, S. Reimann, The class of nonlinear stochastic models as a background for the bursty behavior in financial markets, *Advances in Complex Systems* 15 (2012) 1250071. doi:10.1142/S0219525912500713.
- [149] V. Gontis, A. Kononovicius, Spurious memory in non-equilibrium stochastic models of imitative behavior, *Entropy* 19 (2017) 387. doi:10.3390/e19080387.
- [150] A. Kononovicius, V. Gontis, Approximation of the first passage time distribution for the birth-death processes, *Journal of Statistical Mechanics* 2019 (2019) 073402. doi:10.1088/1742-5468/ab2709.
- [151] V. Gontis, A. Kononovicius, Bessel-like birth-death process, *Physica A* 540 (2020) 123119. doi:10.1016/j.physa.2019.123119.
- [152] V. Gontis, A. Kononovicius, Burst and inter-burst duration statistics as empirical test of long-range memory in the financial markets, *Physica A* 483 (2017) 266–272. doi:10.1016/j.physa.2017.04.163.
- [153] V. Gontis, A. Kononovicius, The consentaneous model of the financial markets exhibiting spurious nature of long-range memory, *Physica A* 505 (2018) 1075–1083. doi:10.1016/j.physa.2018.04.053.
- [154] V. Gontis, Interplay between endogenous and exogenous fluctuations in financial markets, *Acta Physica Polonica A* 129 (2016) 1023–1031. doi:10.12693/APhysPolA.129.1023.
- [155] R. Metzler, G. Oshanin, S. Redner, First-passage phenomena and their applications, World Scientific, Singapore, 2014.
- [156] K. Burnecki, A. Weron, Fractional Levy stable motion can model subdiffusive dynamics, *Physical Review E* 82 (2010) 021130. doi:10.1103/PhysRevE.82.021130.

- [157] K. Burnecki, A. Weron, Algorithms for testing of fractional dynamics: A practical guide to ARFIMA modelling, *Journal of Statistical Mechanics* 2014 (2014) P10036. doi:10.1088/1742-5468/2014/10/p10036.
- [158] K. Burnecki, G. Sikora, Identification and validation of stable ARFIMA processes with application to UMTS data, *Chaos, Solitons and Fractals* 102 (2017) 456–466. doi:10.1016/j.chaos.2017.03.059.
- [159] J. Klafter, S. C. Lim, R. Metzler (Eds.), *Fractional dynamics: Recent advances*, New York: World Scientific, 2012.
- [160] F. Lillo, J. D. Farmer, The long memory of the efficient market, *Studies in Nonlinear Dynamics & Econometrics* 8 (2001) 1–35. doi:10.2202/1558-3708.1226.
- [161] J. P. Bouchaud, Y. Gefen, M. Potters, M. Wyart, Fluctuations and response in financial markets: The subtle nature of ‘random’ price changes, *Quantitative Finance* 4 (2004) 176–190. doi:10.1080/14697680400000022.
- [162] B. Toth, I. Palit, F. Lillo, J. D. Farmer, Why is equity order flow so persistent?, *Journal of Economic Dynamics & Control* 51 (2015) 218–239. doi:10.1016/j.jedc.2014.10.007.
- [163] V. Gontis, Long-range memory test by the burst and inter-burst duration distribution, *Journal of Statistical Mechanics* 2020 (2020) 093406. doi:10.1088/1742-5468/abb4db.
- [164] R. Huang, T. Polak, LOBSTER: The limit order book reconstructor, Tech. rep., Humboldt Universitat zu Berlin, discussion paper School of Business and Economics (2011).
URL <https://lobsterdata.com/LobsterReport.pdf>
- [165] V. Gontis, Order flow in the financial markets from the perspective of the fractional Lévy stable motion, available as arXiv:2105.02057 [q-fin.ST]. (2021). arXiv:2105.02057.
- [166] G. Smarodinsky, M. Taqqu, *Stable non-Gaussian random processes: Stochastic models with infinite variance*, Chapman and Hall, 1994. doi:10.2307/2291104.
- [167] M. Magdziarz, J. K. Slezak, J. Wojcik, Estimation and testing of the Hurst parameter using p-variation, *Journal of Physics A: Mathematical and Theoretical* 46 (2013) 325003. doi:10.1088/1751-8113/46/32/325003.
- [168] A. Weron, K. Burnecki, Complete description of all self-similar models driven by Levy stable noise, *Physical Review E* 71 (2005) 016113. doi:10.1103/PhysRevE.71.016113.
- [169] H. E. Hurst, Long-term storage capacity of reservoirs, *Transactions of the American Society of Civil Engineers* 116 (1951) 770–799. doi:10.1061/taceat.0006518.
- [170] J. Beran, *Statistics for long-memory processes*, Capman I& Hall, 1994.
- [171] A. Montanari, M. S. Taqqu, V. Teverovsky, Estimating long-range dependence in the presence of periodicity: An empirical study, *Mathematical and Computer Modelling* 29 (1999) 217–228. doi:10.1016/s0895-7177(99)00104-1.
- [172] C.-K. Peng, S. V. Buldyrev, S. Havlin, M. Simons, H. E. Stanley, A. L. Goldberger, Mosaic organization of DNA nucleotides, *Physical Review E* 49 (1994) 1685–1689. doi:10.1103/physreve.49.1685.
- [173] J. W. Kantelhardt, S. A. Zschiegner, E. Koscielny-Bunde, S. Havlin, A. Bunde, H. E. Stanley, Multifractal detrended fluctuation analysis of nonstationary time series, *Physica A* 316 (2002) 87–114. doi:10.1016/s0378-4371(02)01383-3.
- [174] S. Mercik, K. Weron, K. Burnecki, A. Weron, Enigma of self-similarity of fractional Levy stable motions, *Acta Physica Polonica B* 34 (2003) 3773–3791.
- [175] T. Higuchi, Approach to an irregular time series on the basis of the fractal theory, *Physica D* 31 (1988) 277–283. doi:10.1016/0167-2789(88)90081-4.
- [176] S. Stoev, M. S. Taqqu, Simulation methods for linear fractional stable motion and FARIMA using the Fast Fourier Transform, *Fractals* 12 (2004) 95. doi:10.1142/s0218348x04002379.
- [177] K. E. Bassler, G. H. Gunaratne, J. L. McCauley, Markov processes, Hurst exponents, and nonlinear diffusion equations: With application to finance, *Physica A* 369 (2006) 343–353. doi:10.1016/j.physa.2006.01.081.
- [178] J. L. McCauley, G. H. Gunaratne, K. E. Bassler, Hurst exponents, Markov processes, and fractional Brownian motion, *Physica A* 379 (2007) 1–9. doi:10.1016/j.physa.2006.12.028.
- [179] J. Ruseckas, B. Kaulakys, M. Alaburda, Modelling of $1/f$ noise by sequences of stochastic pulses of different duration, *Lithuanian Journal of Physics* 43 (2003) 223–228. arXiv:0812.4674.
- [180] R. Kutner, J. Masoliver, The continuous time random walk, still trendy: fifty-year history, state of art and outlook, *The European Physical Journal B* 90 (2017) 50. doi:10.1140/epjb/e2016-70578-3.
- [181] A. Baronchelli, The emergence of consensus: a primer, *Royal Society Open Science* 5 (2018) 172189. doi:10.1098/rsos.172189.
- [182] N. Landry, J. G. Restrepo, The effect of heterogeneity on hypergraph contagion models, *Chaos* 30 (2020) 103117. doi:10.1063/5.0020034.
- [183] S. C. Lera, D. Sornette, Currency target-zone modeling: An interplay between physics and economics, *Physical Review E* 92 (2015) 062828. doi:10.1103/PhysRevE.92.062828.
- [184] N. Leibovich, A. Dechant, E. Lutz, E. Barkai, Aging Wiener-Khinchin theorem and critical exponents of $1/f^\beta$ noise, *Physical Review E* 94 (2016) 052130. doi:10.1103/PhysRevE.94.052130.

- [185] A. Dmitriev, O. Tsukanova, S. Maltseva, Modeling of microblogging social networks: Dynamical system vs. Random dynamical system, *Procedia Computer Science* 122 (2017) 812–819. doi:10.1016/j.procs.2017.11.441.
- [186] A. D. Vita, On the response of power law distributions to fluctuations, *The European Physical Journal B* 92 (2019). doi:10.1140/epjb/e2019-100220-7.
- [187] L. Ponta, M. Trinh, M. Raberto, E. Scalas, S. Cincotti, Modeling non-stationarities in high-frequency financial time series, *Physica A* 521 (2019) 173–196. doi:10.1016/j.physa.2019.01.069.
- [188] N. G. Emenogu, M. O. Adenomom, Robustness of GARCH family models to high positive autocorrelation, *Journal of the Nigerian Statistical Association* 32 (2020) 13–28.
- [189] J. Vveinhardt, D. Streimikiene, A. R. Rizwan, A. Nawaz, A. Rehman, Mean reversion: An investigation from karachi stock exchange sectors, *Technological and Economic Development of Economy* 22 (2016) 493–511. doi:10.3846/20294913.2016.1181685.
- [190] L. S. Lima, J. H. C. Melgaço, Dynamics of stocks prices based in the Black & Scholes equation and nonlinear stochastic differentials equations, *Physica A* 581 (2021) 126220. doi:10.1016/j.physa.2021.126220.
- [191] E. Benhamou, E. Gobet, M. Miri, Time dependent Heston model, *SIAM Journal on Financial Mathematics* 1 (2010) 289–325. doi:10.1137/090753814.