

# The evolution of forecasting for decision making in dynamic environments

Andrew R. Tilman<sup>a</sup>, Vítor V. Vasconcelos<sup>bc</sup>, Erol Akçay<sup>a</sup>, and Joshua B. Plotkin<sup>a</sup>

<sup>a</sup>Department of Biology, University of Pennsylvania, Philadelphia, PA, USA

<sup>b</sup>Informatics Institute, University of Amsterdam, Amsterdam, The Netherlands

<sup>c</sup>Institute for Advanced Study, University of Amsterdam, Amsterdam, The Netherlands

August 3, 2021

## Abstract

Economic and evolutionary theories of strategic behavior make similar predictions in a fixed environment, even though one approach assumes perfect rationality and the other assumes no cognition whatsoever. But predictions differ in a dynamic environment. Here we explore a middle ground between economic rationality and evolutionary myopia. Starting from a population of purely myopic agents, whose actions feed back on the environment to produce cyclical dynamics, we study whether evolution can favor the emergence of new type that forms forecasts about the future environment. We show that forecasting types have an evolutionary advantage, even when they pay a cost to produce forecasts. Forecasting types can invade but not overtake the population, resulting in a stable coexistence with myopic types. Moreover, forecasters provide a public good by reducing the amplitude of environmental oscillations and thereby increasing the mean fitness for forecasting and myopic types alike. We interpret our results as a natural evolution of cognitive styles, and we discuss applications to problems of decision-making with environmental feedback in both human and non-human systems.

## Introduction

Economic and evolutionary theory both address the problem of decision making in strategic settings. But economic and evolutionary analyses make vastly different assumptions about what information is available to individuals, and how individuals use that information. In a classical economical analysis, equilibrium strategies are identified such that fully informed and perfectly rational agents have no incentive to unilaterally deviate – that is, a Nash equilibrium (Nash et al., 1950). On the other hand, evolutionary game theory does not require individuals who know much, if anything, about the game they are playing (Maynard Smith, 1982), but who rather make strategic decisions through a myopic search process. Such agents that lack cognition altogether will eventually reach an equilibrium, called an evolutionarily stable strategy (ESS) (Maynard Smith, 1982). Remarkably, in static environments, these two concepts are tightly coupled: all ESS's are Nash equilibria, and all strict Nash equilibria are ESS's.

The remarkable concordance between the long-term behavior of fully rational individuals versus the behavior of simple myopic agents does not carry over when strategic interactions take place in a changing environment, or when the strategies themselves generate environmental feedback. In a changing environment, a strategy that is favorable today may be detrimental tomorrow. In this setting, there is a wide gulf

between the behaviors predicted by traditional game theory versus those that arise dynamically in an evolving population of myopic agents.

Here, we explore a middle ground between myopic agents and fully rational agents – that is, between evolutionary and economic theories of decision making. The goal of our study is not to determine which models of decision-making or strategic behavior are best. Rather, we take the myopic setting as a starting point and we ask when evolution will favor the emergence of individuals who use more information about their environment and the game they are playing when making strategic decisions. That is, we study how more sophisticated modes of decision-making can arise in a population. In particular, we study the emergence of decision making by individuals who forecast the future state of the environment and account for future payoffs based on their forecasts. Such individuals are not strictly myopic, but also not fully rational and perfectly informed. We study both the emergence of forecasting types as well as the resulting effects on strategic and environmental dynamics.

The question of myopic decision-making versus decision-making using forecasts is relevant not only to humans but also to a diversity of non-human organisms that live in variable environments. Flowering plants are most successful when they time their blossoming to align with favorable environmental conditions, such as temperature, pollinator abundance, and density of competitors. Accounting for environmental cues, including environmental change, may help plants to achieve optimal timing of flowering (Vermeulen, 2015). Migratory species face a similar decision about when to leave one habitat and head for another (Johansson and Jonzén, 2012); and some form of environmental forecast is beneficial and may be promoted by natural selection.

Environmental change can also be caused endogenously, by the decisions of individuals. This is readily apparent in socio-ecological systems, e.g. when resource exploitation decisions affect resource abundances. It can also be found in predator-prey systems. For example, female Dusky Warblers modify their nest site choice in response to changes in predator abundance (Forstmeier and Weiss, 2004). These behavioral responses may in turn alter the abundance of their predators, producing a feedback on the payoffs for different nest site strategies. In this setting as well, selection might promote traits that allow individuals to account for the changing environment, even at a cognitive cost, when choosing between alternative nesting strategies.

Decision-making in the context of environmental feedbacks is described by an emerging theory of “eco-evolutionary” games (Weitz et al., 2016; Tilman et al., 2020; Wang et al., 2020; Wang and Fu, 2020; Lin and Weitz, 2019; Barfuss et al., 2020). Eco-evolutionary games arise when the strategies adopted by individuals influence the state of the environment, and the environment in turn influences game payoffs, generating feedback. Even the simplest of such systems can generate persistent oscillations with an ever changing environment (Weitz et al., 2016; Tilman et al., 2020). When the environmental quality is high, a strategy with high environmental impact does well; but this leads to environmental collapse and the subsequent dominance of a low-impact strategy, followed by environmental recovery – producing a cycle of strategic and environmental oscillations. These types of linked oscillations arise in myriad systems, including systems of great importance to human welfare. Climate change is the result decades of individual, corporate, and national decisions that have applied strong forcing to our climate system, such that an overshoot of the 2°C warming target is now likely (Pachauri et al., 2014). This overshoot is characteristic of the environmental oscillations seen in the theory of eco-evolutionary games (Menard et al., 2020; Weitz et al., 2016; Tilman et al., 2020). The slow timescale at which the environment responds to our strategic behaviors sets the stage for this overshoot. Similar dynamics occur in fisheries, where harvester-driven collapse is ubiquitous (Pauly et al., 1998; Essington et al., 2015), which leads to reduced harvesting and eventual recovery of fish stocks (Hutch-

ings, 2000; Worm et al., 2009). Understanding how modes of decision-making can aggravate or alleviate these human-driven environmental changes has profound practical implications. How might human behavior and decision-making produce stable outcomes, as opposed to an unstable environmental or wildly oscillating environment?

To address these questions, here we study the emergence of decision-making that uses environmental forecasting in the setting of eco-evolutionary games. Whereas a population composed entirely of myopic individuals can experience persistent cycles, we show that one composed entirely of forecasters can produce a stable equilibrium. Moreover, the average fitness in the population of forecasters can be higher than it would be in the myopic population, despite the fact that we assume forecasters pay a fixed cost, to model the cognitive or economic burden of making environmental forecasts. We show that forecasting types can invade a myopic population, but their invasion is self-limiting. Once forecasters stabilize the environment, then forecasting no longer has value (the future will be just like the present) and then the myopic individuals outperform the forecasters by avoiding the cost of forecasting. As a result, forecasters tend to increase when rare, partly mitigating environmental cycles, but they seldom overtake a population altogether.

We also show that forecasters and myopic agents can stably persist together, and that this coexistence generates both public and private benefits. First, forecasting generates public benefit because even a small sub-population of forecasters serves to reduce the magnitude of environmental variability, which increases the average fitness of both forecasting and myopic types when they coexist. Second, forecasting also generates private benefits because forecasters anticipate environmental change and are better able to deploy the right strategies at the right times. The private benefits allow the evolutionary emergence of forecasters, who then provide public benefits to all.

Finally, we interpret our results on the emergence of forecasters as the first step in the transition between purely myopic agents and fully rational individuals with sophisticated cognition – that is, as a middle ground between evolutionary and economic theories of strategic decision making, where both cognitive types coexist in the population. We conclude by discussing the implications of our results in both human and non-human contexts, where strategic decisions are linked with the state of the environment.

## Model

A broad class of eco-evolutionary games produce cyclic dynamics (Weitz et al., 2016; Tilman et al., 2020). These cycles are driven by the strategic decisions of myopic agents. Taking this setting as a starting point, we model the emergence of decision makers who use environmental forecasting in a resident population of myopic agents. Myopic individuals update their strategy following standard replicator dynamics. They switch between strategies based on the current payoffs they experience. Their choices feedback to alter the state of the environment. But myopic individuals do not know anything about the underlying environment; they attend only to the strategies that others employ and the resulting payoffs they receive.

In contrast to myopic types, forecasting types know and collect more information when making their strategic choices. Forecasting individuals make forecasts of the future states of the environment, and they account for how the changing environment will influence their future payoffs, discounting the expected future payoffs in combination with present value of each alternative strategy. We also model this with replicator dynamics.

To model the emergence of forecasting, we must also consider the process by which forecasting and myopic types compete. We assume that the act of forecasting carries a cognitive or economic cost. While forecasters

may believe that their current strategy will yield large payoffs in the future, this does not give them an advantage over myopic types in the present. Thus, we assume that forecasting and myopic types compete with each other based solely on their instantaneous fitness.

With these assumptions the deck is stacked against forecasters. How could a population of forecasters emerge when each forecaster is at an inherent fitness disadvantage and must compete with myopic types based only on instantaneous payoffs? We find that, nonetheless, environmental forecasting allows individuals to anticipate when near-term environmental changes will cause a different strategy to be favored, leading to instantaneous advantages that allow forecasters to invade.

### Eco-evolutionary games

We assume that agents are engaged in a two-strategy eco-evolutionary game, building on the framework developed by Tilman et al. (2020). The two strategies are called the “low impact”  $L$  and “high impact”  $H$  alternatives, to denote the magnitude of their effects on the environmental state. When all individuals follow the low-impact strategy, the environmental state tends towards its highest value. But when the high-impact strategy dominates in the population, the state of the environment declines towards its lowest possible value. The environmental state is described by a normalized quantity,  $n$ , that is bounded between zero and one. The payoffs for the eco-evolutionary game are assumed to be linear in the state of the environment,  $n$ , and in the frequencies of the low- and high-impact strategies. Therefore, the game can be represented by an environmentally dependent payoff matrix:

$$\Pi(n) = (1 - n) \begin{bmatrix} R_0 & S_0 \\ T_0 & P_0 \end{bmatrix} + n \begin{bmatrix} R_1 & S_1 \\ T_1 & P_1 \end{bmatrix}, \quad (1)$$

where the payoff to the low-impact strategy corresponds to the first row of the matrix, and the payoff to the high-impact strategy corresponds to the second row of the matrix.

Allowing for both forecasting and myopic types of agents, there are in total four kinds of individuals in the population: forecasting or myopic types that follow either strategy  $L$  or strategy  $H$ . We use  $z_L^m$  to denote the frequency of  $L$ -strategy myopic individuals,  $z_H^m$  the frequency of  $H$ -strategy myopic individuals,  $z_L^f$  the frequency of  $L$ -strategy forecasting individuals, and  $z_H^f$  the frequency of  $H$ -strategy forecasting individuals. The overall frequency of strategy  $L$  in the whole population is then  $z_L = z_L^f + z_L^m$ . And the overall frequency of forecasting types is  $z^f = z_L^f + z_H^f$ .

The immediate payoffs to each strategy are

$$\pi_L(n, z_L) = (1 - n)(R_0 z_L + S_0(1 - z_L)) + n(R_1 z_L + S_1(1 - z_L)), \quad (2)$$

$$\pi_H(n, z_L) = (1 - n)(T_0 z_L + P_0(1 - z_L)) + n(T_1 z_L + P_1(1 - z_L)). \quad (3)$$

Myopic types consider only these immediate payoffs when updating their strategies. In contrast, forecasting types also account for their expectations of the future. These expectations integrate both environmental forecasting and payoff discounting.

### Forecasting and Discounting

When forecasting the future state of the environment, forecasting types form expectations about future payoffs. We assume that forecasters observe the current rate of environmental change and use linear extrap-

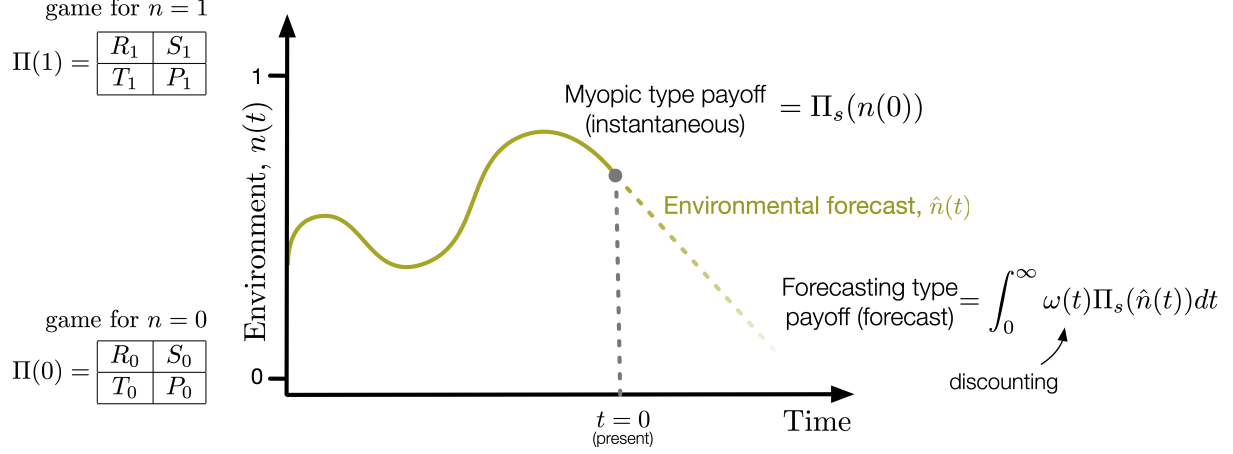


Figure 1: We study decision making and the emergence of cognitive complexity in a dynamic environment. The game payoff matrix  $\Pi$  for two alternative strategies depends on the state of the environment,  $n(t)$ , which changes over time in response to individuals' actions. A myopic type individual chooses between two alternative strategies based only on the instantaneous payoff of each strategy  $s$  in current environment,  $\Pi_s(n(0))$ . Whereas a more complex type forms a forecast about the future environmental states,  $\hat{n}(t)$  using linear extrapolation, and makes decisions that account for expected future payoffs, discounting the future relative to the present. Starting from a population of purely myopic agents we show that evolution can favor the emergence of forecasting types, even when they pay a cost to produce forecasts.

olation to project future environmental states,

$$\hat{n}(t) = n + t\dot{n} \quad (4)$$

where  $\hat{n}(t)$  is the forecasted state of the environment  $t$  units of time into the future,  $n$  is the current state of the environment, and  $\dot{n}$  is the current rate of change of the environment. This linear forecast will be accurate in the short term, but it becomes increasingly unreliable over the long term. Forecasts are continuously updated, so the accuracy of near-term predictions will remain high throughout the process.

A forecasting type must place some value on their future payoffs for their forecast to have any effect on their behavior. We assume that forecasting individuals put greater weight on their near-term payoffs than long-term payoffs. We model this through a normalized discount function of the form

$$\omega(t) = re^{-rt} \quad (5)$$

where  $\omega(t)$  is the weight given to time  $t$  into the future and  $r$  is the discount rate. This discounting function is normalized so that regardless of  $r$ ,  $\omega(t)$  integrates to 1. Thus, increasing  $r$  shifts an agents preferences toward the near term without changing the total weight that they give to the expected payoffs from the game being played.

### Eco-evolutionary dynamics

We model strategic and environmental change based on pairwise interactions among the four possible kinds of individuals in the population. We assume that the act of forecasting is inherently costly.

For strategy change among forecasting types, discounting and forecasting are integrated into their assessment of the expected payoffs to the low- and high-impact strategies. This leads to the expected payoff

of the low-impact strategy,

$$f_L = \int_0^\infty \omega(t) \pi_L(\hat{n}(t), z_L) dt \quad (6)$$

which can be solved exactly as

$$f_L(z_L, n, \dot{n}) = \pi_L(n, z_L) + \frac{\dot{n}}{r} \frac{\partial \pi_L}{\partial n}(n, z_L). \quad (7)$$

An equivalent expression holds for the high-impact strategy.

For myopic individuals the immediate payoff difference drives strategy dynamics, that is

$$\pi_L(n, z_L) - \pi_H(n, z_L). \quad (8)$$

For forecasting individuals, the payoff difference between the strategies is

$$f_L - f_H = \pi_L(n, z_L) - \pi_H(n, z_L) + \frac{\dot{n}}{r} \frac{\partial}{\partial n} [\pi_L(n, z_L) - \pi_H(n, z_L)], \quad (9)$$

where a small value of the discount rate  $r$  means that agents put a larger weight on future payoffs. Equation 9 shows how forecasting and discounting alter the perception of fitness differences between strategies for forecasters, relative to myopic types. In particular, the first term in Equation 9 is the immediate difference in payoff between the  $L$  and  $H$  strategies – which is the quantity that alone determines myopic decision-making – whereas the second term reflects how forecasting changes the decision-making process. Note that in the special case that the environment is not changing, that is  $\dot{n} = 0$ , then the payoff difference perceived by forecasters equals the payoff difference perceived by myopic types – which makes sense because, in this case, the forecasted environment is constant and so forecasting and myopic types make the same strategic decisions.

Now we develop dynamic equations that describe how the frequencies of all four kinds of individuals change in the population. First, we consider  $L$ -strategy myopic individuals. These individuals can emulate  $H$ -strategy myopic individuals, or they can choose to adopt either strategy of forecasting individuals. This leads to three terms in the rate of change of  $z_L^m$ , following mass-action:

$$\dot{z}_L^m = z_L^m z_H^m (\pi_L - \pi_H) + \epsilon_2 z_L^m z_L^f C + \epsilon_2 z_L^m z_H^f (\pi_L - \pi_H + C). \quad (10)$$

The first term corresponds to replicator dynamics among myopic individuals. The second term corresponds to the flux of  $L$ -strategy forecasters into the myopic  $L$ -strategists caused by the cost of forecasting: all  $L$ -strategists receive the same immediate payoff from the game at any point in time, but those who are forecasters pay a fixed cost  $C$  for the forecasting ability. Herein lies the dilemma of forecasting.

The last term represents the flux of  $H$ -strategy forecasters to  $L$ -strategy myopic individuals, driven both by the (immediate) payoff advantage of playing strategy  $L$  ( $\pi_L - \pi_H$ ) and by the cost of forecasting ( $C$ ). The timescale of strategy switching is likely to be faster than the timescale of type switching. The parameter  $\epsilon_2$  controls the relative timescale of type switching as compared to strategy switching.

Next, we consider  $L$ -strategy forecasting individuals. The dynamics of this sub-population of types follow

$$\dot{z}_L^f = z_L^f z_H^f (f_L - f_H) - \epsilon_2 z_L^f z_L^m C + \epsilon_2 z_L^f z_H^m (\pi_L - \pi_H - C). \quad (11)$$

The first term reflects that forecasters switch between strategies  $L$  and  $H$  based on their perception of

the net-present value of each strategy, given forecasting and discounting. The second term reflects that forecasters are never favored over myopic types within strategy  $L$  or  $H$ , because they pay a cost to forecast, but the rate of switching types (myopic or forecasting) may be slower than the rate of switching strategies ( $L$  or  $H$ ) if  $\epsilon_2 < 1$ . The last term shows that  $L$ -strategy forecasters transition to  $H$ -strategy myopic individuals according to the immediate payoff difference between the strategies and the cost of forecasting.

We can construct the other equations, for  $\dot{z}_H^f$  and  $\dot{z}_H^m$  in a similar manner, leading to a dynamical system governed by four equations for the four types/strategies, plus one equation for the linked environmental dynamic:

$$\dot{z}_L^m = z_L^m z_H^m (\pi_L - \pi_H) + \epsilon_2 z_L^m z_L^f C + \epsilon_2 z_L^m z_H^f (\pi_L - \pi_H + C) \quad (12)$$

$$\dot{z}_H^m = -z_H^m z_L^m (\pi_L - \pi_H) + \epsilon_2 z_H^m z_L^f (-\pi_L + \pi_H + C) + \epsilon_2 z_H^m z_H^f C \quad (13)$$

$$\dot{z}_L^f = z_L^f z_H^f (f_L - f_H) - \epsilon_2 z_L^f z_L^m C + \epsilon_2 z_L^f z_H^m (\pi_L - \pi_H - C) \quad (14)$$

$$\dot{z}_H^f = -z_H^f z_L^f (f_L - f_H) + \epsilon_2 z_H^f z_L^m (-\pi_L + \pi_H - C) - \epsilon_2 z_H^f z_H^m C \quad (15)$$

$$\dot{n} = \epsilon_1 (z_L^f + z_L^m - n). \quad (16)$$

The equation for the environmental dynamic describes a decaying environmental variable (Tilman et al., 2020), which can correspond to, for example, pollution levels. In this case, the high- and low-impact strategies generate emissions of the resource. Tilman et al. (2020) show that systems with either decaying or renewing intrinsic environmental dynamics (corresponding, for example, a harvested population) generate qualitatively similar eco-evolutionary dynamics. The timescale of environmental dynamics can differ from the timescales of strategy and type dynamics. Here,  $\epsilon_1$  is the relative timescale of environmental dynamics, compared to strategy dynamics. In total, there are three timescales in the model. Without loss of generality, we consider relative timescales, with strategy dynamics as the reference point. Thus there are only two timescale parameters in the model.

This formulation of the eco-evolutionary game rests on the assumption of mass-action kinetics, where there must be an encounter between any pair of types in order for a transition to occur between them. The likelihood of encounters is proportional to relative abundance, and so encounters among forecasters with different strategies will be rare when forecasting types are rare overall. We focus on the case where type switching is slow relative to strategy switching ( $\epsilon_2 < 1$ ). We also assume that transitions between forecasting types and myopic types are based on the immediate payoff difference, not based on forecasters expectations of net-present payoffs.

An alternative formulation of competitive dynamics would consider a hierarchical form of strategy and type imitation, where strategy dynamics within each type are unaffected by the overall abundance of the type (forecaster or myopic) and follow standard two-strategy replicator dynamics. In this formulation, switching between types is based on the mean fitness difference between forecasting and myopic types. When a myopic individual becomes a forecaster (and vice versa) they choose a strategy ( $L$  or  $H$ ) in proportion to the current frequency of each strategy within that type. We analyze this alternative formulation in Supplementary Information section A, whereas we focus on the mass-action model across all four strategies/types in the main text.

# Results

## Myopic types alone

We focus our analysis on eco-evolutionary games in which a population of myopic individuals generate cyclical dynamics. These parameter regimes have been identified by prior work on eco-evolutionary games with myopic agents (Tilman et al., 2020). Figure 2 panel (a) shows the temporal dynamics in such a population of myopic individuals, which approaches a limit cycle where the state of the environment and the frequencies of high- and low-environmental impact strategies oscillate. These persistent cycles reduce the long-term average fitness of the population compared to the fitness that could be achieved under a stable environment.

## Forecasting types alone

In contrast to a myopic population, a population consisting entirely of forecasters generates a qualitatively different outcome. Provided forecasters care sufficiently about the future (i.e., have a sufficiently small discount rate), then forecasting types can produce a stable outcome for the same eco-evolutionary game that would exhibit cyclical dynamics in a myopic population. Figure 2 panel (b) illustrates a case where a population of forecasters produces a stable mixed equilibrium, with a fixed proportion of high- versus low-impact strategies and a fixed state of the environment. At this equilibrium, the average fitness attained by the population of forecasting types exceeds the average fitness that would arise in a population of myopic types. In other words, a population of pure forecasters can stabilize the eco-evolutionary system and thereby increase average public welfare, compared to myopic decision makers.

## Coexistence of myopic and forecasting types

When forecasting types and myopic compete and interact, the coupled system does not approach equilibrium as quickly. Figure 2 panel (c) shows the long-run dynamics of forecasting types and myopic types who can each assume either a high-impact strategy or a low-impact strategy. Since forecasting is costly, it is not possible for forecasters to displace the myopic agents altogether – if they did, the environment would be completely stabilized, in which case the myopic agents make the same strategic choice as forecasters, while avoiding the cost of forecasting. As a result, forecasting types and myopic types both persist, and so do environmental oscillations; but the amplitude of oscillations is diminished compared to what occurs in a population of myopic agents alone.

These results show that both cognitive types can coexist and that the presence of forecasting types, even when they comprise only a small fraction of the population, can have a significant impact on the dynamics of the system and the fitness of both cognitive types. Despite the persistence of some environmental oscillations when forecasting and myopic types co-exist, the resulting population mean fitness over one environmental cycle is much greater than when only myopic types are present, and it can even exceed the fitness when only forecasting types are present.

## Invasion of forecasting types

We have shown that a forecasters can coexist with myopic types and that they have a large effect on strategic and environmental dynamics. But the question remains: can the forecasting type invade a population initially composed of myopic types and reach a substantial frequency? To study the invasion of forecasting,



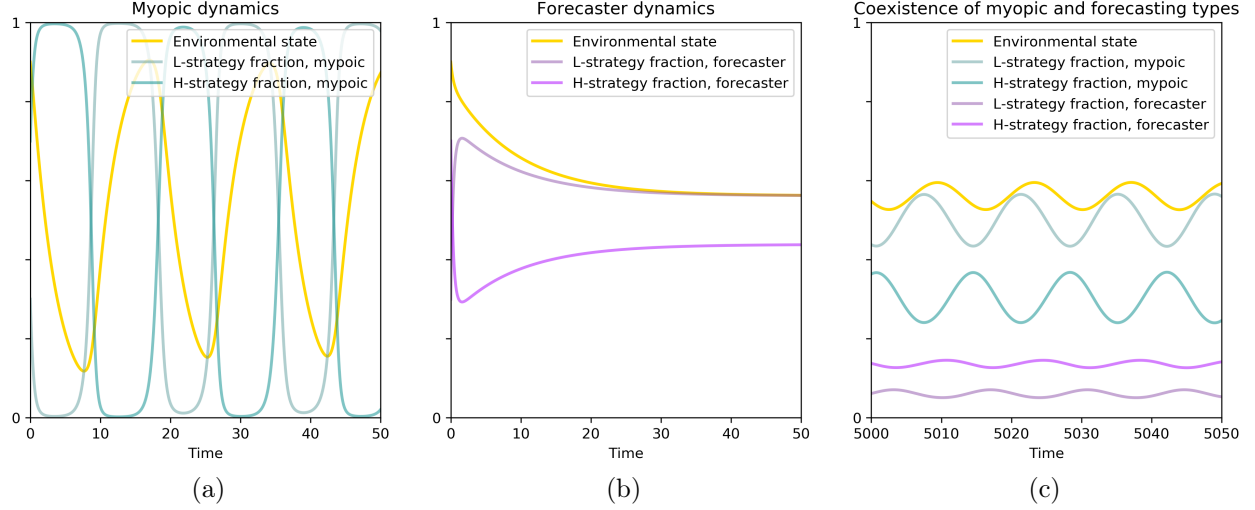


Figure 2: (a) Eco-evolutionary game dynamics in a population of myopic types, who can each assume either the high-impact strategy ( $H$ ) or the low-impact strategy ( $L$ ). The feedback between strategic choices and the environment creates persistent cycles, in which the  $L$  strategy is advantageous when the environmental state is high and the  $H$  strategy is advantageous when environmental state is low. (b) If all individuals are forecasting types who integrate environmental forecasts into their strategy updating, then the state of the environment and the strategic frequencies reach a stable equilibrium. (c) Forecasting types can co-exist with myopic types. After a lengthy transient (see Figure 2), both types co-exist in a stable limit cycle with reduced magnitudes of environmental and strategic variation compared to a population of myopic types alone. ( $\epsilon_1 = .3$ ,  $\epsilon_2 = .1$ ,  $r = .15$ ,  $C = 5/1000$ ,  $R_0 = 5$ ,  $R_1 = 0$ ,  $S_0 = 2$ ,  $S_1 = 0$ ,  $T_0 = 0$ ,  $T_1 = 2$ ,  $P_0 = 0$ ,  $P_1 = 4$ )

we initialize simulations with only myopic individuals and let this system relax to its steady state, which features a stable limit cycle with large oscillations. We then perturb the system by introducing forecasters at very low frequency and simulate that invasion process.

For any particular set of parameters, we find that the likelihood of a successful invasion is greater when the initial frequency of forecasting types is greater. The success of invasion also depends on the strategy composition among the invading forecasters as well as the exact timing of the introduction of forecasters within the environmental cycle.

Nonetheless, given sufficiently slow switching between forecaster and myopic types ( $\epsilon_2 \ll 1$ ), our simulations show that a successful invasion results in system-level behavior that always approaches the same limit-cycle, regardless of invasion timing and strategy mix. The long-run dynamics after forecasters successfully invade and coexist with myopic types are relatively simple: both types persist in a stable limit cycle with a relatively small amplitude of oscillation (Figure 2c). But the invasion process itself is quite intricate.

The dynamics of a successful invasion occur at a much slower timescale than the environmental oscillations (Figure 3a), so that the invasion process takes many environmental cycles before the forecasters reach an appreciable relative abundance. Figure 3b shows the dynamics of fitness for forecasting and myopic types (averaged over one environmental cycle). The dashed lines represent the long-run average fitness attained by a population composed entirely of myopic individuals, or by a population of pure forecasters. For these parameters, when only forecasting types are present, the environments equilibrates to a fixed point and this leads to a greater long-run fitness. When only myopic types are present, long-run average fitness is lower, and the persistent environmental oscillations are substantial. Forecasters can invade under highly variable environments because forecasting allows them to foresee and predict the best time to switch strategies ( $L$

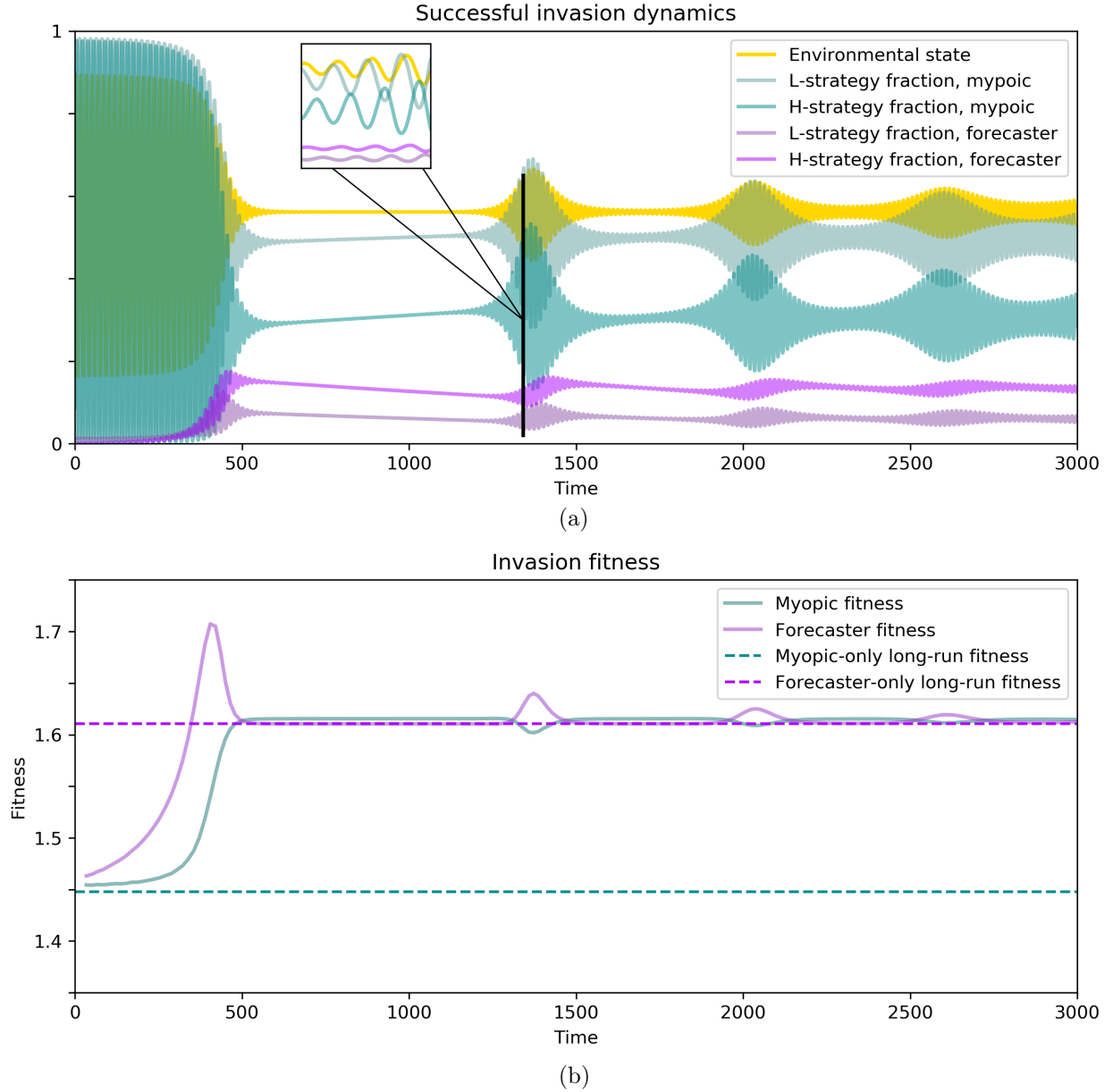


Figure 3: (a) Environmental forecasting is assumed to be costly, but forecasting types can nonetheless invade a resident population of myopic types and eventually reach co-existence, while reducing the amplitude of oscillations. As this example show, a successful invasion of forecasters takes orders of magnitude longer than a single environmental cycle. (b) Dashed lines indicate the long-run fitness that would be attained by population of purely myopic or purely forecasting types. Solid lines indicate the average fitness of forecasting and myopic sub-populations during the invasion process with both types present. The amplitude of environmental variability is reduced once forecasters reach appreciable frequency, and this increases the fitness of forecasting and myopic types alike, eventually producing fitness as high as when only forecasters are present. Forecasting is thus a public good: it is individually costly and beneficial for all. ( $\epsilon_1 = .3$ ,  $\epsilon_2 = .1$ ,  $r = .15$ ,  $C = 5/1000$ ,  $R_0 = 5$ ,  $R_1 = 0$ ,  $S_0 = 2$ ,  $S_1 = 0$ ,  $T_0 = 0$ ,  $T_1 = 2$ ,  $P_0 = 0$ ,  $P_1 = 4$ ) The initial frequency of forecasting types is  $1/70$ .

or  $H$ ). This mitigates environmental oscillations and leads to a decrease in the magnitude of environmental variability. The reduction in environmental variability that forecasters provide acts as a rising tide that lifts all boats: when the environment is more stable, both forecasters and myopic individuals achieve payoffs as high as those that are attained when only forecasters are present. Since forecasting is individually costly and its environmental benefits are shared by all, forecasting is a public good. Despite serving as a public good, we see that forecasting can nonetheless emerge via evolution and increase the fitness of both myopic and forecasting individuals, even when forecasters comprise only a small portion of the population over the long term ( $\sim 15\%$  in the example of Figure 4).

### Successful and unsuccessful invasions

Whether or not forecasters will successfully invade and reach a stable frequency depends on initial conditions. In the simulations described above, we assume that when forecasters arise, they have the same mix of strategies as the resident myopic population. Nonetheless, the timing of the invasion within the environmental cycle and the initial frequency of invading forecasters determine whether the invasion will ultimately be successful and lead to coexistence.

Figure 4a shows invasion points that are evenly spaced in time, within a phase plane plot. The outer black orbit represents the long-run dynamics of a population of purely myopic individual, with dynamics proceeding in a counter-clockwise direction. Whether or not a small frequency of forecasters can invade depends upon at what time point, within this periodic cycle, the forecasters are introduced: successful timings are shown as red dots, and unsuccessful timings as brown dots. Even a successful invasion requires many environmental cycles to establish a stable frequency of forecasters (Figure 4b).

The inner black orbit in Figure 4a shows the long-run population-level dynamic after a successful invasion of forecasters. The magnitude of environmental and strategic variability is decreased substantially, after invasion, which is reflected by a much smaller orbit in phase space.

Whether or not forecasters can successfully invade also depends on how much they value the present versus the future. In general, if forecasters place greater value on expected future payoffs (that is, a small discount rate  $r$ ), this tends to increase their probability of successful invasion and establishment in a myopic resident population, all else equal (SI Figure 3). Whereas if forecasters primarily value the present (large  $r$ ) then they do not differ much in their strategic behavior compared to the myopic types, except they must pay a cost and so they cannot invade (SI Figure 3). And so placing great value on the future always benefits forecasters, even if they end up putting more decision-making weight on predictions for the far-future that may prove false. These results make intuitive sense considering that forecasters types are continually updating their forecasts based on the current trajectory of environmental change.

## Discussion

Strategic interactions often play out in changing environments. But if the environment is always changing, will individuals who account for environmental dynamics be favored when making strategic decisions? We find that in many circumstances environmental forecasters, who pay a cost for their forecasting ability, can indeed invade otherwise myopic populations engaged in eco-evolutionary games. Although a population of pure forecasters can produce a completely stable environment, forecasters cannot, in these cases, entirely over-take a population of myopic agents. Nonetheless, even when forecasters remain at low abundance, they

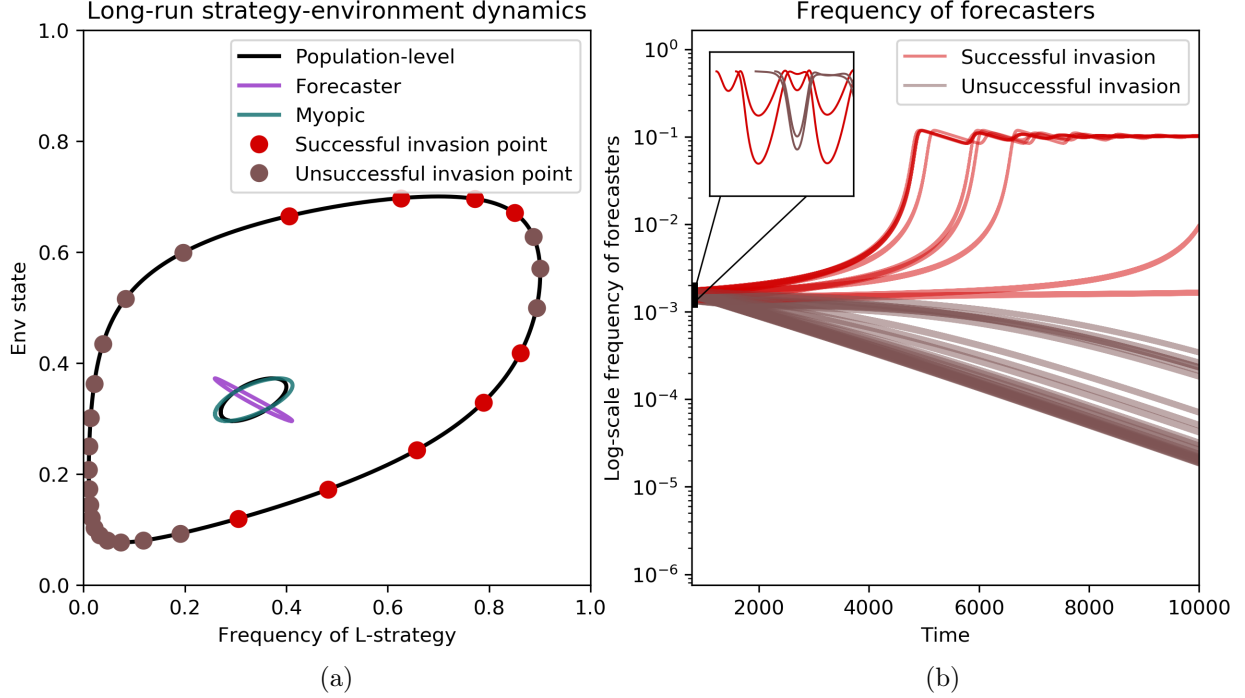


Figure 4: While forecasters can invade and co-exist with myopic types, a successful invasion is not assured and depends upon the timing of introduction. (a) In a purely myopic population, eco-evolutionary game dynamics converge to the outer black orbit and proceed in a counterclockwise direction. We study the potential invasion of forecasting by introducing a small sub-population of forecasters at some point along this orbit. We assume that the forecasting sub-population has the same mix of strategies as the resident myopic population at the time of introduction. Points on the outer orbit indicate simulated introduction points that are evenly spaced in time. The color of the point illustrates whether or not the invasion of forecasters is successful from this point. The inner black orbit shows the long-run dynamics of the system, which are independent of the timing of the invasion provided it is successful. The purple and teal orbits illustrate the corresponding long-run dynamics among forecasting and myopic sub-populations. (b) Invasions progress very slowly, so that many environmental cycles pass before they approach the long-run dynamics illustrated in panel (a). The frequency of forecasters oscillates rapidly throughout this slow invasion process, and it may take a long time before it is clear whether the invasion will succeed or fail. ( $\epsilon_1 = 3/10$ ,  $\epsilon_2 = 1/10$ ,  $r = 5/100$ ,  $C = 5/1000$ ,  $T_1 = R_1 = 2$ ,  $P_1 - S_1 = 4$ ,  $S_0 - P_0 = 1$ ,  $R_0 - T_0 = 3$ ) The initial frequency of forecasting types is  $1/550$ .

have a striking effect on the dynamics of the eco-evolutionary game, greatly mitigating the amplitude of environmental variation and increasing fitness for all.

Whereas classical bio-economic approaches to decision making assume that agents have complete information about the dynamics of the environment, evolutionary approaches typically assume the opposite: individuals update their strategy based solely on present conditions. Here, we analyze a middle ground and ask whether agents who act slightly more like those studied in a bio-economic approaches can emerge in a strictly myopic population. That this invasion can be successful means that evolution by natural selection, or myopic imitation, can promote the emergence of more sophisticated cognition. A surprising and important caveat is that forecasters cannot replace myopic individuals, instead, both types coexist.

The invasion of forecasters in an eco-evolutionary game acts as a rising tide that lifts all boats, increasing everyone’s fitness. In our analysis, forecasting operates like a public good – providing benefits to forecasters and myopic types alike – and, thus, the invasion of forecasters can be thought of as a meta social dilemma, where both strategies ( $L$  or  $H$ ) and decision-making types (myopic or forecasting) exhibit features of a social dilemma. When a myopic population experiences cyclic dynamics, the long run average payoffs are even lower than what would occur under the tragedy of the commons. This phenomenon has been referred to as a oscillating tragedy of the commons (Weitz et al., 2016), but given the damaging consequences for individuals’ fitness, the ‘catastrophe of the commons’ may be more apt. The invasion of forecasters resolves this catastrophe by ushering in greater environmental stability and increased fitness for forecasting and myopic types alike.

Rationality is a bedrock assumption that underlies much of micro-economic theory. However, whether rationality applies human decision makers has long been questioned. Bounded rationality is an alternative model that acknowledges the limits of human cognition (Simon, 1955). Similarly, prospect theory accounts for decision-making heuristics that violate classical notions of rationality and alter behavior (Tversky and Kahneman, 1974). These advances were central the formation of behavioral economics, which explores how economic, social and cultural factors effect decision-making. More recent work has considered the potential for multiple modes of decision-making to coexist in a population or within a single individual (Kahneman, 2011; Rand et al., 2017). Models starting from an evolutionary perspective have integrated foresight, where agents consider how changes in their behavior may alter the choices of others in the future (Perry and Gavrillets, 2020; Perry et al., 2018). However, little work has explicitly analyzed the consequences of feedback among modes of decision-making, dynamics of behavior, and the environmental setting, with a few notable exceptions (Adamson and Hilker, 2020; Austrup, 2020).

While we have studied the evolution of a new cognitive style that forms beliefs about future environmental states, a closely related phenomenon called theory of mind falls outside the scope of our analysis. Theory of mind describes the ability to conceptualize the way in which others make decisions. Future work could study forecasting of others’ strategy dynamics, in addition to or in lieu of environmental forecasting. We expect that strategic forecasting may have qualitatively distinct population-level impacts than environmental forecasting, and it may be favored in different settings. Additionally, here we have analyzed a well-mixed model where all individuals of all types and strategies interact; in some contexts a hierarchical model might be more realistic. In the SI, we describe a hierarchical model where forecasting types and myopic types form two distinct sub-populations that compete with each other at the population level. The hierarchical model produces dynamics of greater complexity than the well-mixed model presented in the main text.

Rather than predicting a steady advance in the sophistication of cognitive styles, our analysis suggests that a more likely outcome is the coexistence of multiple modes of decision making. This finding aligns with

results from psychology that indicate most people have automatic modes of decision making as well as more deliberative, and mentally taxing, modes (Kahneman, 2011; Rand et al., 2017). Our finding of coexistence between forecasting and myopic types provides theoretical support for behavioral-economic hypotheses about how decisions are actually made. Our results help explain why automatic decision making persists, and they describe a context in which higher-level cognition can be favored evolutionarily while also bringing public benefits to all cognitive types.

## References

- Adamson, M. W. and Hilker, F. M. (2020). Resource-harvester cycles caused by delayed knowledge of the harvested population state can be dampened by harvester forecasting. *Theoretical Ecology*, 13:425–434.
- Austrup, V. (2020). Modeling the effects of delayed resource knowledge, forecasting and information exchange on an open-access biological resource with multiple harvesting groups. Master’s thesis, Osnabruck, DE.
- Barfuss, W., Donges, J. F., Vasconcelos, V. V., Kurths, J., and Levin, S. A. (2020). Caring for the future can turn tragedy into comedy for long-term collective action under risk of collapse. *Proceedings of the National Academy of Sciences*, 117(23):12915–12922.
- Essington, T. E., Moriarty, P. E., Froehlich, H. E., Hodgson, E. E., Koehn, L. E., Oken, K. L., Siple, M. C., and Stawitz, C. C. (2015). Fishing amplifies forage fish population collapses. *Proceedings of the National Academy of Sciences*.
- Forstmeier, W. and Weiss, I. (2004). Adaptive plasticity in nest-site selection in response to changing predation risk. *Oikos*, 104(3):487–499.
- Hutchings, J. A. (2000). Collapse and recovery of marine fishes. *Nature*, 406(6798):882–885.
- Johansson, J. and Jonzén, N. (2012). Effects of territory competition and climate change on timing of arrival to breeding grounds: a game-theory approach. *The American Naturalist*, 179(4):463–474.
- Kahneman, D. (2011). *Thinking, fast and slow*. Macmillan.
- Lin, Y.-H. and Weitz, J. S. (2019). Spatial interactions and oscillatory tragedies of the commons. *Physical review letters*, 122(14):148102.
- Maynard Smith, J. (1982). *Evolution and the Theory of Games*. Cambridge university press.
- Menard, J., Bury, T., Bauch, C. T., and Anand, M. (2020). When conflicts get heated, so does the planet: social-climate dynamics under inequality. *bioRxiv*.
- Nash, J. F. et al. (1950). Equilibrium points in n-person games. *Proceedings of the national academy of sciences*, 36(1):48–49.
- Pachauri, R. K., Allen, M. R., Barros, V. R., Broome, J., Cramer, W., Christ, R., Church, J. A., Clarke, L., Dahe, Q., Dasgupta, P., et al. (2014). *Climate change 2014: synthesis report. Contribution of Working Groups I, II and III to the fifth assessment report of the Intergovernmental Panel on Climate Change*. Ipcc.
- Pauly, D., Christensen, V., Dalsgaard, J., Froese, R., and Torres, F. (1998). Fishing down marine food webs. *Science*, 279(5352):860–863.
- Perry, L. and Gavrillets, S. (2020). Foresight in a game of leadership. *Scientific reports*, 10(1):1–10.
- Perry, L., Shrestha, M. D., Vose, M. D., and Gavrillets, S. (2018). Collective action problem in heterogeneous groups with punishment and foresight. *Journal of Statistical Physics*, 172(1):293–312.
- Rand, D. G., Tomlin, D., Bear, A., Ludvig, E. A., and Cohen, J. D. (2017). Cyclical population dynamics of automatic versus controlled processing: An evolutionary pendulum. *Psychological review*, 124(5):626.

- Simon, H. A. (1955). A Behavioral Model of Rational Choice. *The Quarterly Journal of Economics*, 69(1):99–118.
- Tilman, A. R., Plotkin, J., and Akcay, E. (2020). Evolutionary games with environmental feedbacks. *Nature Communications*.
- Tversky, A. and Kahneman, D. (1974). Judgment under uncertainty: Heuristics and biases. *science*, 185(4157):1124–1131.
- Vermeulen, P. J. (2015). On selection for flowering time plasticity in response to density. *New Phytologist*, 205(1):429–439.
- Wang, X. and Fu, F. (2020). Eco-evolutionary dynamics with environmental feedback: Cooperation in a changing world. *EPL (Europhysics Letters)*, 132(1):10001.
- Wang, X., Zheng, Z., and Fu, F. (2020). Steering eco-evolutionary game dynamics with manifold control. *Proceedings of the Royal Society A*, 476(2233):20190643.
- Weitz, J. S., Eksin, C., Paarporn, K., Brown, S. P., and Ratcliff, W. C. (2016). An oscillating tragedy of the commons in replicator dynamics with game-environment feedback. *Proceedings of the National Academy of Sciences*, 113(47):E7518–E7525.
- Worm, B., Hilborn, R., Baum, J. K., Branch, T. A., Collie, J. S., Costello, C., Fogarty, M. J., Fulton, E. A., Hutchings, J. A., Jennings, S., et al. (2009). Rebuilding global fisheries. *science*, 325(5940):578–585.



# The evolution of forecasting for decision making in dynamic environments

## *Supplementary Information*

In the main text, we describe and analyze an eco-evolutionary model to explore the emergence of forecasting types in dynamically variable environments. The model describes competition among forecasting and myopic types based on mass action kinetics. In other words, the populations of all four states of agents (high- or low-impact strategies and myopic or forecasting types) are well mixed, and interactions occur proportional to frequency. An alternative formulation of the model could consider a hierarchical structure, where forecasting and myopic sub-populations update their strategies within their type, and the sub-populations of cognitive types compete at the group level.

Here, we present the alternative, hierarchical formulation of the model, and we illustrate some of the complex dynamics that this alternative formulation can generate.

Next, we perform a change of variables so that the hierarchical and mass action formulations of the model can be directly compared.

Finally, we present additional findings for the mass-action model. We illustrate the importance of the discount rate for invasion success, and find that the more weight the future has in decision making, the more likely forecasters are to invade. Finally, we show that forecasting does not entirely resolve the tragedy of the commons: optimal population-level fitness is not achieved under dominance by forecasting types.

## A Hierarchical model of forecaster emergence

In this section, we consider an alternative eco-evolutionary dynamic, where there is a hierarchical structure to the system. Forecasters interact only with forecasters, and myopic individuals interact only with myopic individuals for determining strategy dynamics. Then, forecasting and myopic populations compete, based on present payoffs. This hierarchical dynamic leads to a different system of equations governing system dynamics, resulting in some qualitatively distinct outcomes.

We can write the dynamics of this hierarchical system as

$$\dot{y}_L^m = y_L^m(1 - y_L^m)(\pi_L - \pi_H) \quad (17)$$

$$\dot{y}_L^f = y_L^f(1 - y_L^f)(f_L - f_H) \quad (18)$$

$$\dot{z}^f = \epsilon_2 z^f(1 - z^f) \left[ (y_L^f - y_L^m)(\pi_L - \pi_H) - C \right] \quad (19)$$

$$\dot{n} = \epsilon_1 \left[ y_L^f z^f + y_L^m(1 - z^f) - n \right]. \quad (20)$$

Notice that  $\dot{n}$  also appears in the dynamical equation for the frequency of strategy  $L$  among forecasters, this is because forecasters use the current rate of change of the environment to forecast likely future environmental states. Further, notice that  $C$  is the cost of forecasting. We assume that both myopic and forecasting agents update their strategies on the same timescale, and that  $\epsilon_2$  and  $\epsilon_1$  are the relative timescales (as compared to strategy dynamics) of switching between forecasting and myopic, and environmental dynamics, respectively. In sum, we have a four-dimensional system with each variable bound between 0 and 1.

**Equation for  $\dot{y}_L^m$**  Myopic agents update their strategy according to standard replicator dynamics. The payoff difference between the strategies controls the dynamics of switching.

**Equation for  $\dot{y}_L^f$**  Forecasting agents update their strategy based on the present state of the systems as well as based on how the changes in the environment will change future payoffs. Taking into account this future modifies the equation for selection in this case, with forecasted payoffs utilized for strategy dynamics.

**Equation for  $\dot{z}^f$**  While we assumed that forecasters update their strategy according to predicted future outcomes, however, forecaster must nonetheless compete with myopic agents in the present. Thus the frequency of forecasters evolves in response to the present payoffs of myopic and forecasting types. The payoff to a myopic agent is

$$y_L^m \pi_L + (1 - y_L^m) \pi_H, \quad (21)$$

and the payoff to forecasting agents is

$$y_L^f \pi_L + (1 - y_L^f) \pi_H - C, \quad (22)$$

Where  $\pi_L$  and  $\pi_H$  are the payoffs of strategies 1 and 2. With these, we can write the payoff difference between forecasting agents and myopic agents as

$$(y_L^f - y_L^m) \pi_L + (1 - y_L^f - 1 + y_L^m) \pi_H - C = (y_L^f - y_L^m) (\pi_L - \pi_H) - C. \quad (23)$$

Intuitively, when strategy  $L$  yields higher payoffs than strategy  $H$  given the state of the system, forecasters will have higher payoffs than myopic agents if the frequency of strategy  $L$  among forecasters,  $y_L^f$ , is greater than among myopic agents,  $y_L^m$ . Further, since forecasting is costly, the benefits of forecasting must outweigh the cost,  $C$ , for forecasters to increase in frequency.

**Equation for  $\dot{n}$**  This is a straightforward modification of the decaying resource environmental feedback from Tilman et al. (2020) with the frequency of strategy  $L$  written in terms of our variables.

Comparing the equations for the pairwise interaction (mass action) model with the equations that arise from the hierarchical model provides insight into how the two model structures diverge, and why. In both models, the dynamical equations that govern the frequency of forecasters,  $z^f$ , are identical. In both models forecasting and myopic types compete based on present fitness. This does not imply that the invasion processes withing the two models are equivalent, however.

In the pairwise interaction model, when forecasters are rare, they mostly interact with myopic individuals, this limits the utility of forecasting, since the forecast is only utilized when interacting with another forecaster. This accounts for the existence of the  $z^f(f_L - f_H)$  term in forecaster strategy dynamics under pairwise interaction; when forecasters are rare,  $z^f \ll 1$ ,  $f_L - f_H$  has a minimal impact on the strategy dynamics of forecasters.

Under the hierarchical model, in contrast, there is no effect of  $z^f$  on strategy dynamics for forecasting or myopic types. This is because there are assumed to be two well mixed sub populations where the rate of interaction (and thus strategy dynamics) does not depend on  $z^f$ .

Qualitatively, the two models produce distinct invasion dynamics. As shown, invasion under the pairwise interaction model occurs with a long transient, where the frequency of forecasting stays very low. In the long run, a successful invasion by forecasters leads to a new limit cycle.

Under the hierarchical model, forecasters can increase in frequency much more rapidly, since their strategy dynamics are not slowed when they are rare. SI Figure 1 shows that the hierarchical model produces more

complex long run dynamics. For a single set of parameters, a range of long run behaviors are possible. It appears as though there may exist a stable manifold upon which a continuum of neutrally stable orbits occur. This finding, however, is without proof.

## B Relationship between hierarchical and mass-action models

We have described the hierarchical model with a different coordinate system than we used to describe the mass action model in the main text. Here, we perform a change of coordinates on the mass-action model so that we can directly compare the two models, and consider some possible sources of divergence between their results. First, recall the system of equations analyzed in the main text, given by

$$\begin{aligned}\dot{z}_L^m &= z_L^m z_H^m (\pi_L - \pi_H) + \epsilon_2 z_L^m z_L^f C + \epsilon_2 z_L^m z_H^f (\pi_L - \pi_H + C) \\ \dot{z}_H^m &= -z_H^m z_L^m (\pi_L - \pi_H) + \epsilon_2 z_H^m z_L^f (-\pi_L + \pi_H + C) + \epsilon_2 z_H^m z_H^f C \\ \dot{z}_L^f &= z_L^f z_H^f (f_L - f_H) - \epsilon_2 z_L^f z_L^m C + \epsilon_2 z_L^f z_H^m (\pi_L - \pi_H - C) \\ \dot{z}_H^f &= -z_H^f z_L^f (f_L - f_H) + \epsilon_2 z_H^f z_L^m (-\pi_L + \pi_H - C) - \epsilon_2 z_H^f z_H^m C \\ \dot{n} &= \epsilon_1 (z_L^f + z_L^m - n).\end{aligned}$$

where  $\dot{z}_L^m + \dot{z}_H^m + \dot{z}_L^f + \dot{z}_H^f = 1$ , denoting the population-wide frequencies of the four strategic types, and  $n \in [0, 1]$  is the state of the environment.

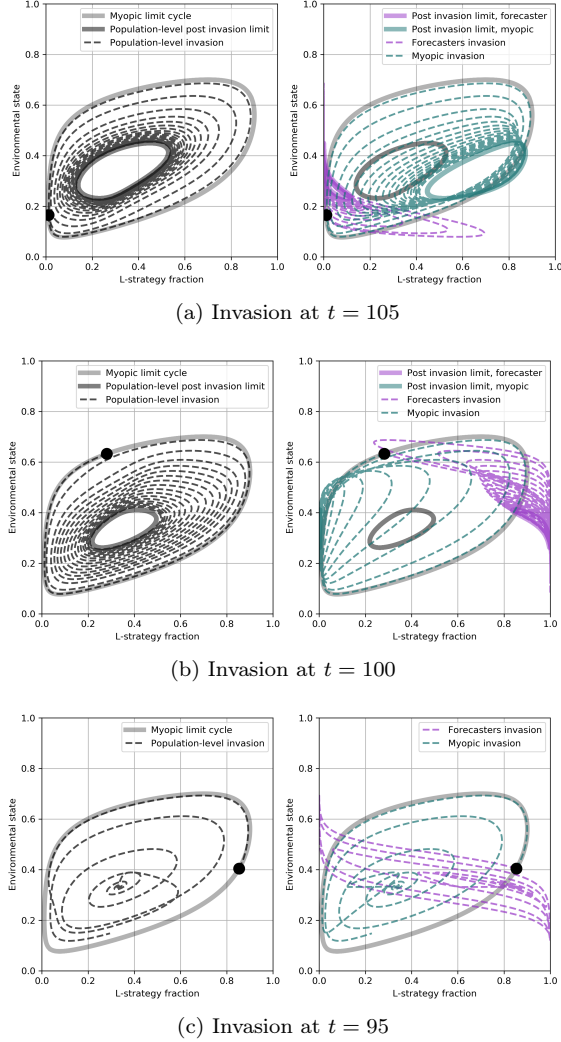
With the following transformations, we can perform a change of coordinates to express the mass-action model in the same terms as the hierarchical model.

$$\begin{aligned}y_L^m &= \frac{z_L^m}{z_L^m + z_H^m} \\ y_L^f &= \frac{z_L^f}{z_L^f + z_H^f} \\ z^f &= z_L^f + z_H^f \\ n &= n.\end{aligned}$$

With this change of coordinates we can write the dynamical system as

$$\begin{aligned}\dot{y}_L^m &= \frac{\partial y_L^m}{\partial z_L^m} \dot{z}_L^m + \frac{\partial y_L^m}{\partial z_H^m} \dot{z}_H^m \\ \dot{y}_L^f &= \frac{\partial y_L^f}{\partial z_L^f} \dot{z}_L^f + \frac{\partial y_L^f}{\partial z_H^f} \dot{z}_H^f \\ \dot{z}^f &= \dot{z}_L^f + \dot{z}_H^f \\ \dot{n} &= \dot{n}.\end{aligned}$$

Through collection of terms and substitution of variables, we can write the system in our new coordinate



SI Figure 1: The three panels show that the hierarchical model produces different long-run dynamics given different system states when forecasting types are introduced. In these examples, forecasting types match the frequency of strategy  $L$  and  $H$  among the myopic types at the time of invasion. The outer light grey loop in the panels is the limit cycle reached by a population of myopic individuals. The dashed lines represent population-level and within type (forecasting or myopic) strategy-environment dynamics during the invasion process. Light red and light blue loops are the long run dynamics of myopic and forecasting types, respectively. Notice that the post-invasion long run dynamics vary depending on the state of the system at the time of invasion. Panels (a) and (b) show subtly different long-orbits post invasion. Panel (c) shows a case where long-run dynamics do not settle into a simple periodic orbit, but rather exhibit periods of environmental (and strategy) stability followed by periods of environmental (and strategy) variability. ( $\epsilon_1 = 3/10$ ,  $\epsilon_2 = 1$ ,  $r = 15/100$ ,  $C = 1/100$ ,  $T_1 - R_1 = 2$ ,  $P_1 - S_1 = 4$ ,  $S_0 - P_0 = 1$ ,  $R_0 - T_0 = 3$ ) The initial frequency of forecasting types is  $1/100$ .

system as

$$\dot{y}_L^m = y_L^m (1 - y_L^m) [(1 - z^f)(\pi_L - \pi_H) + \epsilon_2 z^f (\pi_L - \pi_H)] \quad (24)$$

$$\dot{y}_L^f = y_L^f (1 - y_L^f) [z^f (f_L - f_H) + \epsilon_2 (1 - z^f)(\pi_L - \pi_H)] \quad (25)$$

$$\dot{z}^f = \epsilon_2 z^f (1 - z^f) [(y_L^f - y_L^m)(\pi_L - \pi_H) - C] \quad (26)$$

$$\dot{n} = \epsilon_1 [y_L^f z^f + y_L^m (1 - z^f) - n]. \quad (27)$$

This coordinate systems highlights a few important properties about the system, as constructed. First, the  $z^f$  equation shows how forecasting can be favored at the population level. Forecasting types increase in frequency when the forecasting sub-population has a higher frequency of the favored strategy. This is achieved when forecasters foresee that the optimal strategy will soon change, and adopt that strategy earlier and more rapidly than myopic types. Nonetheless, myopic individuals always are at an advantage, as they avoid paying the cost  $C$ , of having the ability to forecast.

Second, notice that the forecasting terms,  $f_L$  and  $f_H$ , only appear in the forecaster strategy equations, and when the prevalence of forecasting is low ( $z_L \ll 1$ ), little weight is given to these forecasts. Instead, forecasters updating is dominated by the switching of myopic types to forecasters, but this switching is slow and cannot overcome the cost of forecasting,  $C$ . Simulations indicate that forecasters need a critical mass to invade, indicating bi-stability. For  $\epsilon_2 = 1$ , inspection of the dynamical equations near  $z^f = 0$  seems to confirm this, forecasting types have the same dynamics as myopic types, but pay a fixed cost  $C$ . While forecasting has minimal effect when the frequency of forecasting types is low, we nonetheless have cases where forecasting types can invade.

Third, the strategy dynamic of myopic types is impacted relatively less by changes in the abundance of myopic individuals ( $1 - z^f$ ). Within- and cross-type switching is governed by the same process, compensating somewhat for  $\epsilon_2$ 's slowing of strategy dynamics.

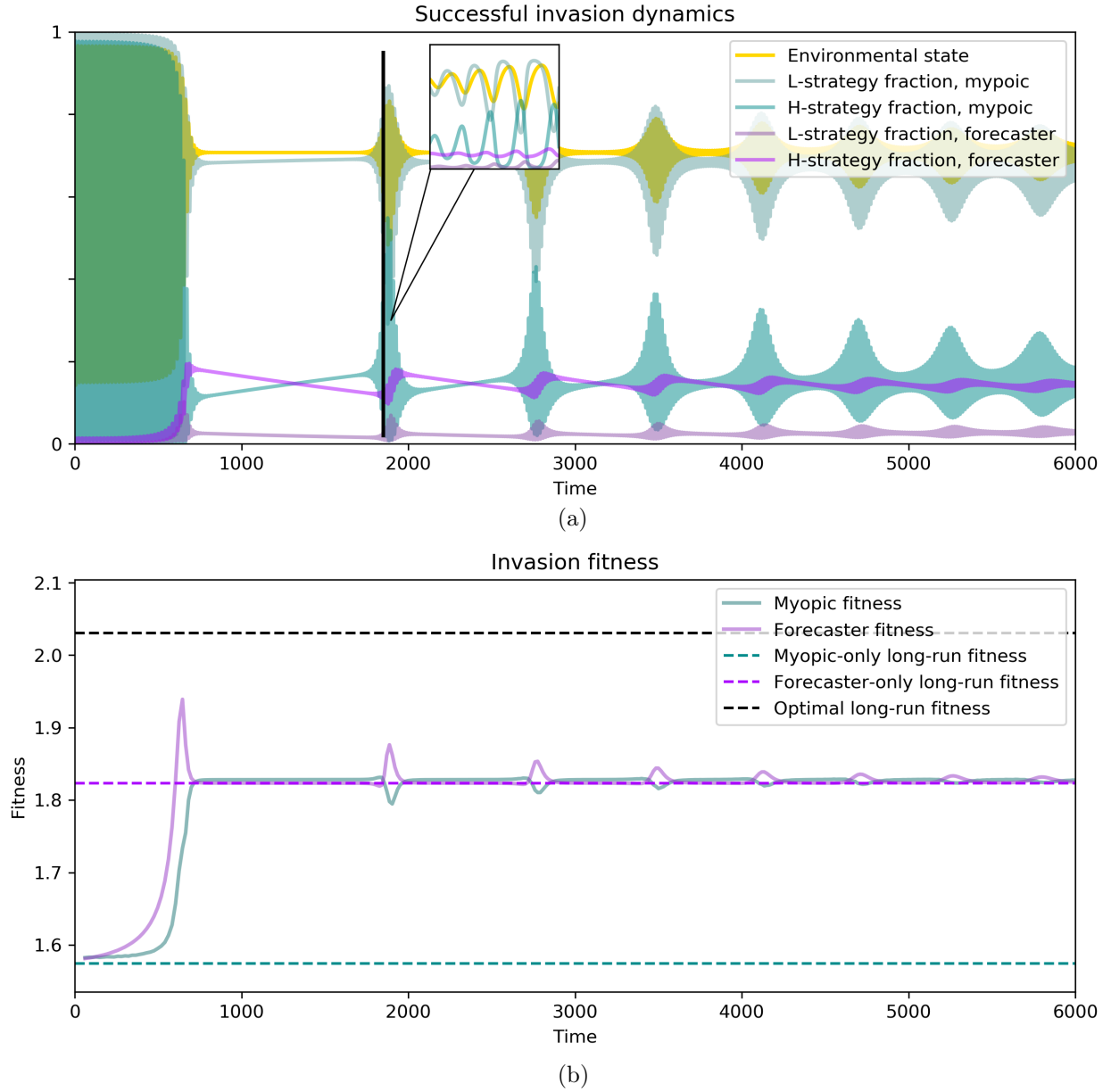
## C Additional mass-action model results

We describe the oscillatory dynamics that occurs under a population composed entirely of myopic types as a ‘catastrophe of the commons’. This is because the oscillations that occur lead to further declines in average fitness or profit for the population that would be expected given a standard tragedy of the commons. Forecasting can mitigate or eliminate these oscillations, but when forecasting is costly, environmental stability cannot be attained when forecasting and myopic types compete. Nonetheless, the fitness gains of forecasting are nevertheless largely realized.

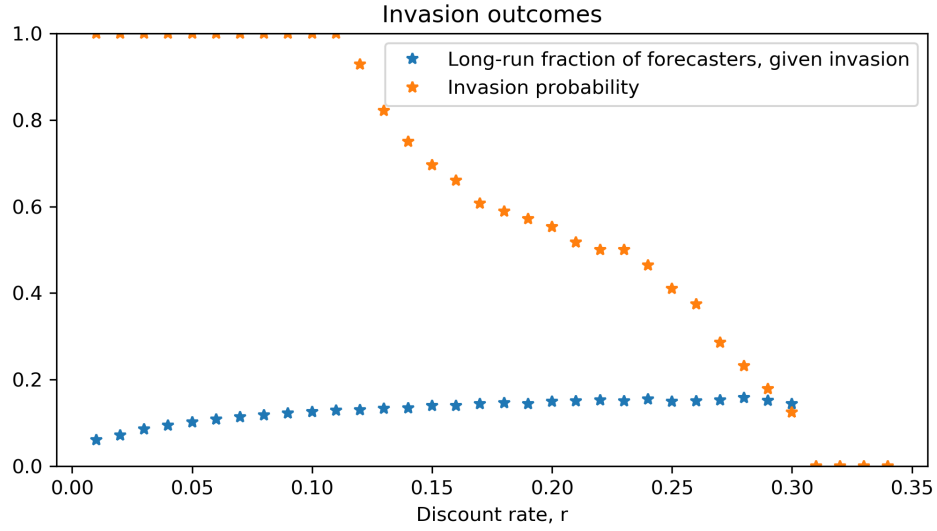
However, this does not imply that forecasting types entirely resolve the tragedy of the commons. SI Figure 2 shows that the optimal fitness that could be attained by a population – by exogenously fixing the frequency of the two strategic types – exceeds the population fitness under forecasting types alone, or under the coexistence of forecasting and myopic types. Therefore, forecasting can resolve a ‘catastrophe of the commons’ but not the tragedy of the commons. Additional mechanisms are required to resolve problems of cooperation.

A key parameter associated with forecasting types is their discount rate. The discount rate determines how much weight forecasters place on the future in decision making, and so it alters their effective time horizon. SI Figure 3 shows that as the discount rate decreases, and forecasting types care more about the

future, their invasion success rate increases. Lower discount rates are also associated with a small decrease in the long-run frequency of forecasting types after invasion. In contrast to Adamson and Hilker (2020), we do not find that caring too much about the distant future can backfire and lead to the reemergence of oscillatory dynamics. This is likely because forecasting types update their projections and assessments continuously. Incorrect predictions about the distant future need to not be adhered to by forecasting types. As environmental trends reverse, so do forecasters predictions.



SI Figure 2: (a) Forecasting types can invade a resident population of myopic types, leading to coexistence while reducing the amplitude of oscillations. As this example show, a successful invasion of forecasters takes orders of magnitude longer than a single environmental cycle. (b) Dashed lines indicate the long-run fitness that would be attained by populations of purely myopic types, purely forecasting types, or the maximum level of sustained fitness that could be attained at the population level. Solid lines indicate the average fitness of forecasting and myopic sub-populations during the invasion process with both types present. The dynamics of forecasting and myopic types is a social dilemma, forecasting types create public benefits for both forecasting and myopic types. Remarkably, the possible fitness gains of forecasting are attained even in the face of this dilemma. Forecasting mitigates but does not resolve the tragedy of the commons. The optimal long-run population average fitness is greater than the fitness that a population of forecasting types enjoy. ( $\epsilon_1 = .3$ ,  $\epsilon_2 = .1$ ,  $r = .15$ ,  $C = .005$ ,  $R_0 = 8$ ,  $R_1 = 0$ ,  $S_0 = 2$ ,  $S_1 = 0$ ,  $T_0 = 0$ ,  $T_1 = 2$ ,  $P_0 = 0$ ,  $P_1 = 4$ ) The initial frequency of forecasting types is  $1/70$ .



SI Figure 3: All else being equal, the lower the discount rate,  $r$ , the more likely it is that forecasting can invade. This implies that valuing the future more always benefits forecasters, even if they end up putting more decision-making weight on predictions for the far-future that may prove false. However, there is a non-monotonic relationship between the long-run frequency of forecasters and the discount rate that they employ. ( $\epsilon_1 = 3/10, \epsilon_2 = 1/10, C = 5/1000, T_1 - R_1 = 2, S_0 - P_0 = 1, R_0 - T_0 = 3, P_1 - S_1 = 4$ ) Invasion strategy matched resident. The initial frequency of forecasting types is  $1/100$ .