

ATLAS results on charmonium production

V. Kartvelishvili

on behalf of the ATLAS collaboration

(Lancaster University, Lancaster, UK)

Email: v.kartvelishvili@cern.ch

October 16, 2021



*Proceedings for the XXVIII International Workshop
on Deep-Inelastic Scattering and Related Subjects,
Stony Brook University, New York, USA, 12-16 April 2021
doi:[10.21468/SciPostPhysProc.?](https://doi.org/10.21468/SciPostPhysProc.21.01.001)*

Abstract

An overview is given of the results on charmonium production obtained by the ATLAS collaboration at the LHC. Recent preliminary measurements covering prompt and non-prompt production of J/ψ and $\psi(2S)$ states in the range of high transverse momenta from 60 to 360 GeV are highlighted.

1 Introduction

Charmonium is an important object of study in QCD at the boundary of small and large momentum scales. Apart from a major role in understanding its production mechanisms in hadronic – and other – collisions, various charmonium and bottomonium states are increasingly used as tools for investigating other phenomena, such as studies of quark-gluon plasma in heavy ion collisions, separation of single- and double-parton scattering processes, measurement of transverse-momentum-dependent parton distributions, and many others.

ATLAS [1] has a long history of charmonium production measurements, covering both inclusive (see, e.g., [2–5]) and associative [6–9] production processes.

2 Charmonium at high p_T

The main topic of this report is the measurement of the double-differential cross section of J/ψ and $\psi(2S)$ production at ATLAS [10]. The measurement covers the range of absolute rapidity $|y|$ from 0 to 2 in 3 bins, and the range of high transverse momenta, p_T , from 60 to 360 GeV in 12 bins, which goes well beyond the highest charmonium p_T ever reached before. Data are collected by the ATLAS detector in proton-proton collisions at the centre-of-mass energy of 13 TeV, using a single-muon trigger with a 50 GeV threshold, over the full Run II period with an integrated luminosity of 139 fb^{-1} .

An important feature of charmonium production measurements at LHC is the ability of experimental separation of prompt (QCD sources) and non-prompt (B hadron decays) mechanisms.

This exploits the property of $B \rightarrow J/\psi X$ decays, where the J/ψ tends to carry a fixed fraction of the parent's momentum. In ATLAS the distribution of the pseudo-proper lifetime $\tau = m L_{xy}/c p_T$ is used for this purpose, where m is the dimuon mass, L_{xy} the decay length of the dimuon system and c is the speed of light. Promptly produced charmonia have τ consistent with zero within experimental resolution, while non-prompt events form a (quazi-) exponential tail. In each p_T - y bin, a 2D maximum likelihood fit was performed in the dimuon invariant mass and pseudo-proper lifetime, to determine the yields of prompt and non-prompt J/ψ and $\psi(2S)$ mesons (see Fig. 1 for fit projections in one of the bins). All relevant corrections for acceptance, trigger and reconstruc-

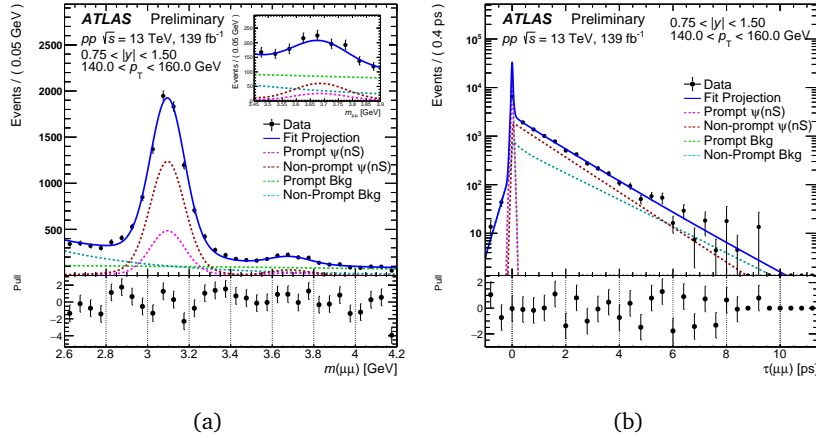


Figure 1: Dimuon invariant mass (a) and pseudo-proper lifetime (b) projections of the fit result for a bin with $0.75 < |y| < 1.5$ and $140 \text{ GeV} < p_T < 160 \text{ GeV}$ [10].

tion efficiencies have been applied and double-differential cross sections, non-prompt fractions and $\psi(2S)$ -to- J/ψ production ratios were measured.

Previous measurements of the non-prompt production fractions of J/ψ and $\psi(2S)$ mesons have shown a weak dependence on rapidity but a fairly strong dependence on p_T , with little evolution with collision energy from 2 to 13 TeV (Fig. 2). However, this measurement shows that

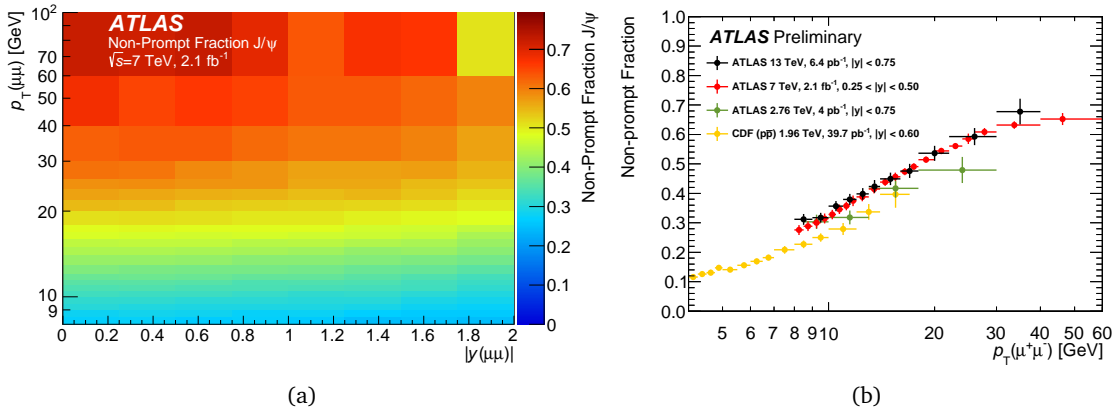


Figure 2: The non-prompt fraction of J/ψ production: (a) as a function of p_T and rapidity at 7 TeV [2] and (b) its evolution with collision energy (see [4] and references therein).

in the high p_T range above 60 GeV the non-prompt fraction stabilises and remains essentially constant at around 70%, both for J/ψ and $\psi(2S)$ (Fig. 3).

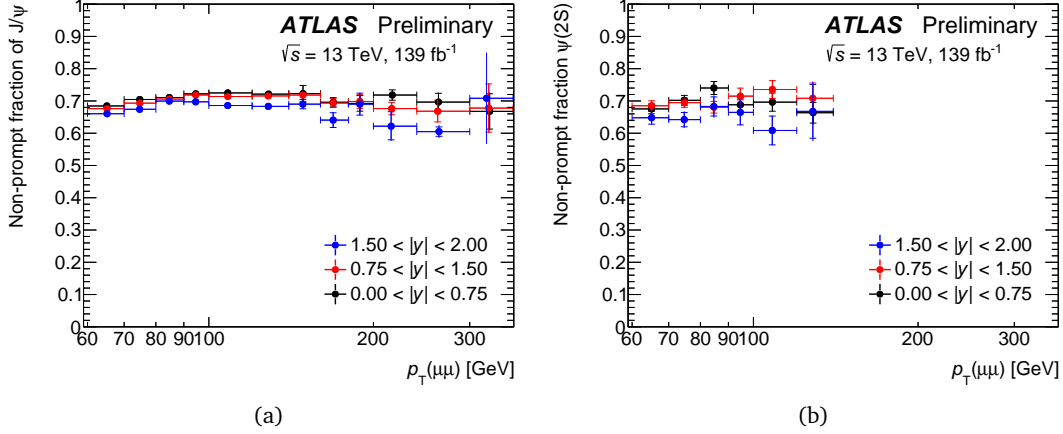


Figure 3: Acceptance- and efficiency-corrected non-prompt production fractions for (a) J/ψ and (b) $\psi(2S)$ mesons [10].

The production ratios of $\psi(2S)$ over J/ψ were measured separately for prompt and non-prompt production mechanisms, and showed similar results, relatively stable with p_T and y at the level of ~ 0.06 , as shown in Fig. 4. The differential cross sections, however, decrease rapidly

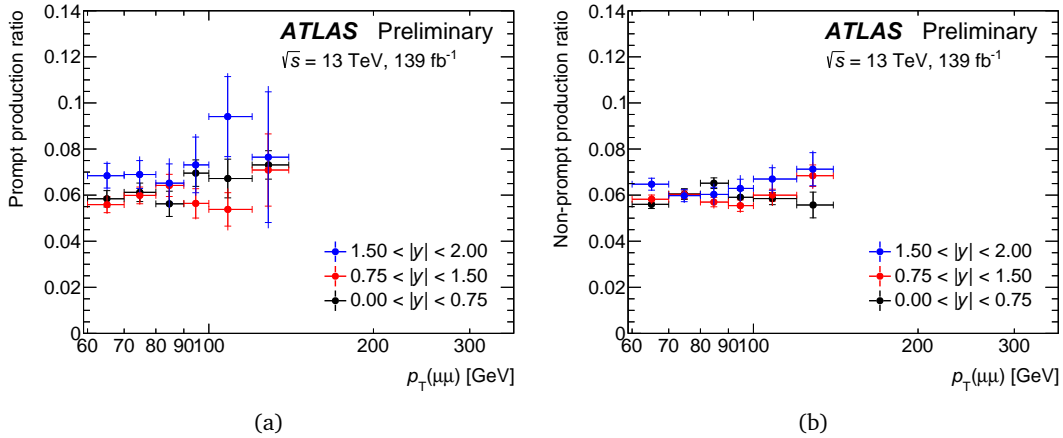


Figure 4: Cross section ratios of $\psi(2S)$ over J/ψ , for (a) prompt and (b) non-prompt production mechanisms, after all relevant corrections were applied [10].

with increasing p_T , continuing the trend from previous measurements. This was found to be the case for both prompt and non-prompt contributions, as shown in Fig. 5 for the J/ψ case. The non-prompt cross sections are described reasonably well by the FONLL model [11, 12], which deviates from the data by no more than a factor of 2 over five orders of magnitude of the cross section variation. Similar results were obtained for $\psi(2S)$, albeit in a narrower p_T range of 60 to 140 GeV covered by the measurement (see [10] for details).

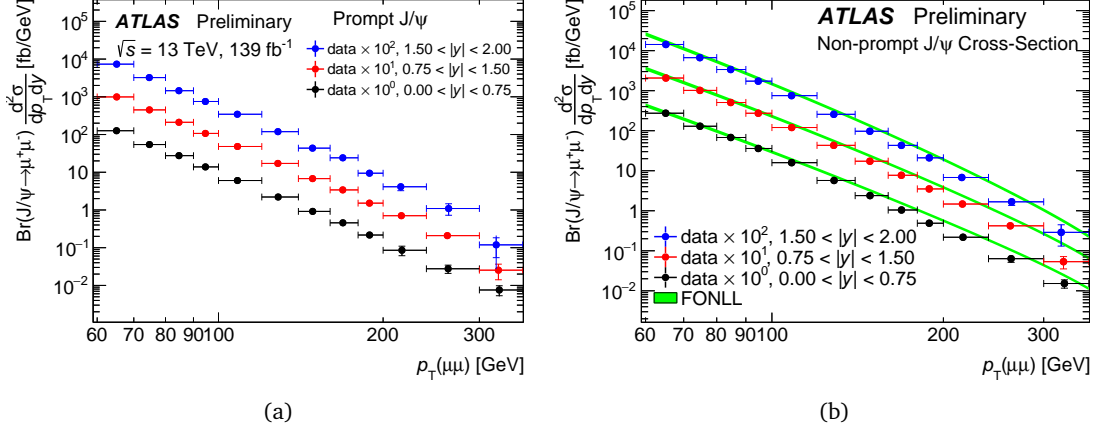


Figure 5: Differential production cross sections of (a) prompt and (b) non-prompt J/ψ mesons, in three slices of absolute rapidity [10]. All relevant corrections have been applied. The green curves in (b) represent the predictions obtained by the FONLL model [11, 12].

In the absence of specific predictions for prompt J/ψ production in this p_T range, a comparison is made with an earlier measurement from CMS [13], which covers an overlapping interval $20 < p_T < 150$ GeV. This is shown in Fig. 6, together with a simple fit of the form $\sim (b + p_T)^{-n}$.

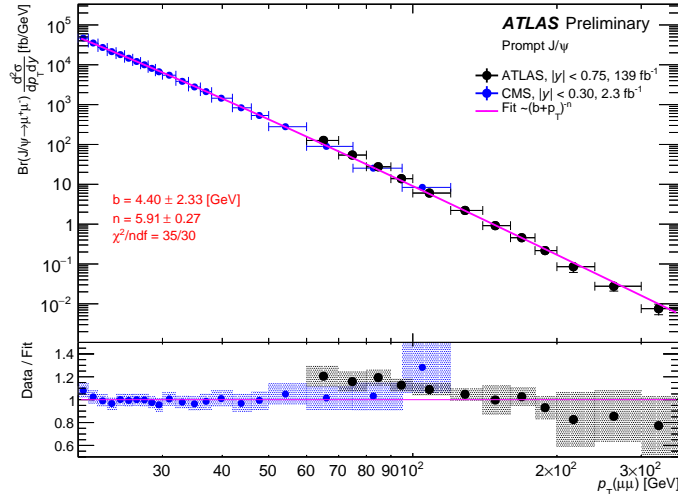


Figure 6: Comparison of the differential cross section of prompt J/ψ production measured by ATLAS [10] with the CMS results [13], in the central rapidity range.

This functional dependence seems to describe the data well in the whole range of p_T between 20 and 360 GeV over seven orders of magnitude of the differential cross section variation, for $b = 4.4$ GeV and $n \simeq 6$. It would be interesting to see how NRQCD-based model calculations [14] compare with the data, especially at high p_T .

3 Conclusion

In conclusion, heavy quarkonium studies remain an important part of the ATLAS physics programme, and this latest (preliminary) measurement provides new inputs for theoretical models, which should improve our understanding of QCD and related areas of particle physics.

Acknowledgement

These studies were supported in part by Shota Rustaveli National Science Foundation of Georgia (SRNSFG) through the grant project #DI-18-293.

Copyright 2021 CERN for the benefit of the ATLAS Collaboration. CC-BY-4.0 license.

References

- [1] ATLAS Collaboration, *The ATLAS Experiment at the CERN Large Hadron Collider*, JINST **3**, S08003 (2008), doi:[10.1088/1748-0221/3/08/S08003](https://doi.org/10.1088/1748-0221/3/08/S08003).
- [2] ATLAS Collaboration, *Measurement of the differential cross-sections of prompt and non-prompt production of J/ψ and $\psi(2S)$ in pp collisions at $\sqrt{s} = 7$ and 8 TeV with the ATLAS detector*, Eur. Phys. J. C **76**, 283 (2016), doi:[10.1140/epjc/s10052-016-4050-8](https://doi.org/10.1140/epjc/s10052-016-4050-8).
- [3] ATLAS Collaboration, *Measurement of χ_{c1} and χ_{c2} production with $\sqrt{s} = 7$ TeV pp collisions at ATLAS*, JHEP **07**, 154 (2014), doi:[10.1007/JHEP07\(2014\)154](https://doi.org/10.1007/JHEP07(2014)154).
- [4] ATLAS Collaboration, *Measurement of the differential non-prompt J/ψ production fraction in $\sqrt{s} = 13$ TeV pp collisions at the ATLAS experiment*, ATLAS-CONF-2015-030 (2015), <https://cds.cern.ch/record/2037967>.
- [5] ATLAS Collaboration, *Measurements of $\psi(2S)$ and $X(3872) \rightarrow J/\psi\pi^+\pi^-$ production in pp collisions at $\sqrt{s} = 8$ TeV with the ATLAS detector*, JHEP **01**, 117 (2017), doi:[10.1007/JHEP01\(2017\)117](https://doi.org/10.1007/JHEP01(2017)117).
- [6] ATLAS Collaboration *Measurement of the production cross section of prompt J/ψ mesons in association with a W^\pm boson in pp collisions at $\sqrt{s} = 7$ TeV with the ATLAS detector*, JHEP **04**, 172 (2014), doi:[10.1007/JHEP04\(2014\)172](https://doi.org/10.1007/JHEP04(2014)172).
- [7] ATLAS Collaboration, *Observation and measurements of the production of prompt and non-prompt J/ψ mesons in association with a Z boson in pp collisions at $\sqrt{s} = 8$ TeV with the ATLAS detector*, Eur. Phys. J. C **75**, 229 (2015), doi:[10.1140/epjc/s10052-015-3406-9](https://doi.org/10.1140/epjc/s10052-015-3406-9).
- [8] ATLAS Collaboration, *Measurement of the prompt J/ψ pair production cross-section in pp collisions at $\sqrt{s} = 8$ TeV with the ATLAS detector*, Eur. Phys. J. C **77**, 76 (2017), doi:[10.1140/epjc/s10052-017-4644-9](https://doi.org/10.1140/epjc/s10052-017-4644-9).
- [9] ATLAS Collaboration, *Measurement of J/ψ production in association with a W^\pm boson with pp data at 8 TeV*, JHEP **01**, 095 (2020), doi:[10.1007/JHEP01\(2020\)095](https://doi.org/10.1007/JHEP01(2020)095).

- [10] ATLAS Collaboration, *Measurement of the production cross-section of J/ψ and $\psi(2S)$ mesons at high transverse momentum in pp collisions at $\sqrt{s} = 13$ TeV with the ATLAS detector*, ATLAS-CONF-2019-047 (2019), <https://cds.cern.ch/record/2693955>.
- [11] M. Cacciari *et al.*, *The p_T spectrum in heavy-flavour photoproduction*, JHEP **03**, 6 (2001), doi:[10.1088/1126-6708/2001/03/006](https://doi.org/10.1088/1126-6708/2001/03/006).
- [12] M. Cacciari *et al.*, *Theoretical predictions for charm and bottom production at the LHC*, JHEP **10**, 137 (2012), doi:[10.1007/JHEP10\(2012\)137](https://doi.org/10.1007/JHEP10(2012)137).
- [13] CMC Collaboration, *Measurement of quarkonium production cross sections in pp collisions at $\sqrt{s} = 13$ TeV*, Phys. Lett. B **780**, 251 (2018), doi:[10.1016/j.physletb.2018.02.033](https://doi.org/10.1016/j.physletb.2018.02.033).
- [14] G. Bodwin *et al.*, *Rigorous QCD analysis of inclusive annihilation and production of heavy quarkonium*, Phys. Rev. D **51**, 1125 (1995), doi:[10.1103/PhysRevD.51.1125](https://doi.org/10.1103/PhysRevD.51.1125). Erratum: Phys. Rev. D **55**, 5853 (1997), doi:[10.1103/PhysRevD.55.5853](https://doi.org/10.1103/PhysRevD.55.5853).