

A New Lossless Data Compression Algorithm Exploiting Positional Redundancy

Pranav Venkatram
Email: pranavvenkatram@gmail.com

Abstract—A new run length encoding algorithm for lossless data compression that exploits positional redundancy by representing data in a two-dimensional model of concentric circles is presented. This visual transform enables detection of runs (each of a different character) in which runs need not be contiguous and hence, is a generalization of run length encoding. Its advantages and drawbacks are characterized by comparing its performance with TurboRLE.

I. INTRODUCTION

Data compression involves the reduction of file sizes by exploiting redundancy in data i.e. repetition of characters. In lossless compression, algorithms are mainly of two types – Dictionary encoders e.g. Lempel-Ziv [1] family or Entropy encoders e.g. Huffman encoding [2]. These algorithms are conventional compressors which exploit high usage patterns and character distribution as types of redundancy respectively.

Traditionally, types of repetition such as positional redundancy are not usually taken advantage of. The exploitation of this particular type depends on characters repeating at predictable positions. It is generally accepted that most file types such as text have virtually no positional redundancy [1] as characters repeat at random positions. Therefore, positional redundancy is not considered significant to exploit and has not been thoroughly explored through dedicated compression methods.

This paper presents a lossless algorithm capable of leveraging on positional redundancy by overcoming the limitation of characters repeating at seemingly random positions in data. This is accomplished by representing said data in a two-dimensional structure as opposed to conventional methods which treat data as a one-dimensional stream.

The proposed method is compared with the TurboRLE algorithm in order to experimentally quantify its benefits. These tests are run on standard datasets such as the Silesia Compression Corpus, a dataset of files that encapsulate the typical data types used nowadays.

II. PROPOSED COMPRESSION ALGORITHM

A. Concept and Analogy

The proposed algorithm works by visualizing the input data in a two-dimensional model where each character is represented in a 2-D polar co-ordinate space, having theta (θ) and radius (r) value pairs with respect to an arbitrarily chosen reference axis.

For example, consider the input string S: THE PHONE BLAH

Step 1: S is parsed in order to split into substrings. For simplicity in this example, let us assume that S is split using the space character as a delimiter, yielding the substrings:

- 1) THE, $r = 1$
- 2) PHONE, $r = 2$
- 3) BLAH, $r = 3$

Step 2: Each substring will be considered a circle on which the characters are present. Therefore, all characters within the same substring have the same r value but different θ values to denote their relative positions. Also, all characters on the first substring have a radius of $r = 1$ as they are present on the first circle. Similarly, following substrings have a radius of one unit more, forming concentric circles. This model will hereafter be referred to as the Concentric Circles compression (CC) model which can be visualized in the form as seen in Fig. 1. Characters are represented anti-clockwise by convention.

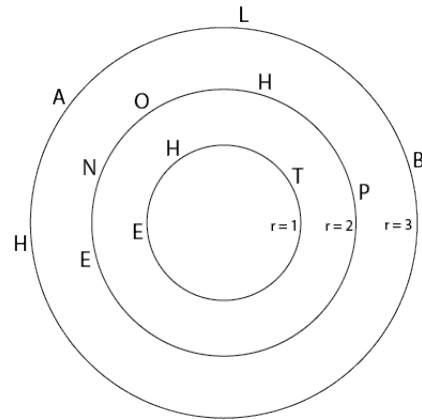


Fig. 1 2-D Concentric circle representation of data

This method focuses on the fact that each character's position on its circle is relative to the characters occurring before and after it. Consider a letter having theta value θ and the characters before and after it have theta values θ_1 and θ_2 respectively. Since θ is relative, its value can be modified within the constraints of the following inequality, ensuring that the order of characters is not altered as in (1).

$$\theta_1 < \theta < \theta_2 \quad (1)$$

This condition allows for the rotation of characters on their respective circles, allowing them to line up with the same character on the next concentric circle as their θ values will match.

Step 3: The letters H and E occur on consecutive concentric circles through which compression will take place. The position of letters will be altered by rotating them about the common centres of the circles such that they line up, yielding the altered structure in Fig. 2.

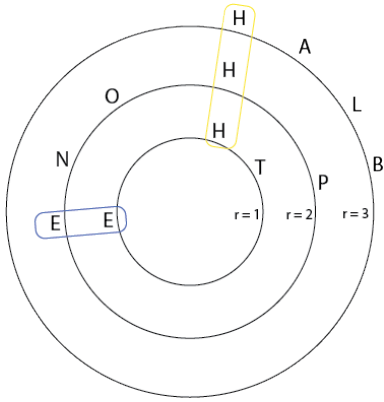


Fig. 2 Transformed concentric circle structure

Note that while the positions of each letter have changed, their relative positions remain the same, ensuring integrity in data. It is observed that the letter H repeats for $r = 1, 2, 3$ and E repeats for $r = 1, 2$. At this point, compression is achieved as instead of storing each r value at which the letter occurs, only the start (r_1) and end (r_2) values need to be known. This is because it is implied in the concentric circle structure that the co-ordinates for all intermediate r values at that particular θ value all store the same letter. For large datasets, the consecutive repetition of characters between circles can be much longer, improving compression. In practice, common letter occurrences are detected when substrings are parsed one at a time from $r = 1$ (innermost circle) to the outermost circle as shown in Fig. 2 for which $r = 3$.

In Step 1, it was assumed that substrings would be formed using the space character as a fixed delimiter. The use of a delimiter is not the most optimal method because circles containing multiple occurrences of the same characters may exist. This reduces the data's compressibility as compression in this method can only be achieved through consecutive character repetition between circles. Therefore, for correct substring generation, each character in each circle must be unique. Characters are added to a buffer from S until a new character being parsed is a pre-existing element of the buffer. At this point, the buffer contents become the latest substring and the next substring (new buffer) begins from the current character. Following this process, the string THEPHONEBLAH is split (spaces are excluded from the initial string for simplicity):

- 1) THEP, $r = 1$
- 2) HONEBLA, $r = 2$
- 3) H, $r = 3$

B. Exception Cases

In certain cases, it is not possible to compress characters. Consider the example string: ABABBA. It will be split into the following substrings and will be spatially represented as seen in Fig. 3.

- 1) AB
- 2) AB
- 3) BA

Compression proceeds normally until the last circle. Here, the letter A cannot be lined up with the consecutive occurrences of A on the other circles as doing so would violate the previously stipulated condition for modifying θ values, thereby changing the

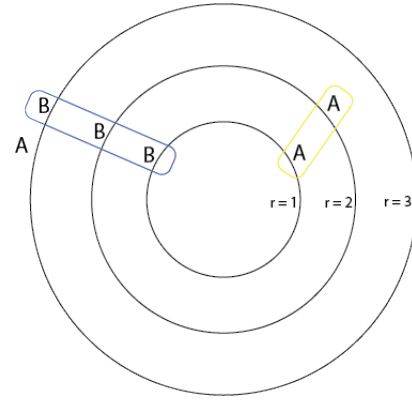


Fig. 3 Spatial representation of example string

order of letters. Since the letter B would have been parsed first, it will be given priority in terms of compression. This paradox (exception) case occurs when a seemingly common letter (A in this case) occurs before other common letter(s) (B in this case) on one circle and also occurs after the same common letter(s) on the next concentric circle. A more graphical explanation can be made: the straight lines on which common letters are present after rotation can never cross/overlap lest the order of letters change.

The two-dimensional nature of this algorithm allows for runs of non-contiguous characters (each of a different character) to be compressed, thereby generalizing Run Length Encoding to exploit positional redundancy.

C. Practically Ensuring Compression

In using CC, characters have associated θ and r values. In order to optimize file size, neither θ nor r values need to be stored for literals i.e. all non-compressible characters will remain as they are in the string and only the compressible ones will be removed and written to a separate file.

In the second file containing the compressed letters, only the starting r (r_1) and ending r (r_2) values are relevant. Hence, the repetition count/depth i.e. $r_2 - r_1$ and the r_1 values for repeating characters are stored. To ensure that this data is not too large, the r_1 values are delta encoded, denoted by the scheme in section II-D1. θ values only denote the relative positions of letters which is implicit in the stored and sequential output of the compressed letters. Hence, θ values do not need to be stored. In summary, this file contains serialized entries of three bytes: character, r_1 , repetition count. Hereafter, this set of variables will be referred to as entries.

To know the position of compressed characters in the regeneration of uncompressed data during decompression, a bit flag prefix is assigned to each occurrence of a compressed character as well. Hence, a 0 bit indicates that the following character is a literal and a 1 bit in the output indicates that a compressed letter should fill that position. These bit flags allow for a one-dimensional string to be on par with the two-dimensional CC model although it does require additional data (an eighth of the input size in bytes) to be added to the

compressed output.

The addition of bit flags causes a fixed overhead. In addition, when an entry containing a repetition count of 2 is stored, an overhead of 1 byte is incurred. This is because an entry is expressed as 3 bytes while only compressing 2 characters. Conversely, traditional RLE expresses an entry as 2 bytes, thus breaking even when compressing a run length of 2. Hence, entries of repetition count 2 in CC (hereafter referred to as redundant entries) must be removed.

D. Implementation of Proposed Algorithm

An alphabet size of 256 (ASCII 8) is used for this investigation.

1) *r₁ Delta Encoding Scheme*: After encoding the input data, the compressed entries are parsed and their respective *r₁* values are delta encoded with the *r₁* of the node with the greatest *r₂* value at that point in time i.e. *r₁* + repetition count (hereafter referred to as a reference node). By convention, repetition count values are restricted to maximum of 127. This is essential to the delta encoding scheme and will be explained further on.

It can be inferred that all reference nodes cause an increase in *r* value during compression as they have been created by triggering a break in the buffer string. This is because a character that is an element of the buffer has been encountered. This property is essential as entries occurring after the reference node in the serialized output will be within -127 to 128 units of *r* (since repetition count can have a maximum value of 127) and hence their *r₁* values can be expressed within a byte until such time a new reference node is encountered. The pseudocode of this is shown in II-E1.

2) *Proposed Data Structure to store Compressed Character Entries*: As stated before, the compressed characters and literal characters are separately stored. The compressor uses a hash table (collision resistance with separate chaining) with an embedded doubly linked list.

Each node contains the character, its *r₁* value, its depth (*r₂* - *r₁*), a pointer to the next node in the hash table as well as two other pointers which point to the previous and next node of the doubly linked list. This combined data structure is diagrammatically represented in Fig. 4.

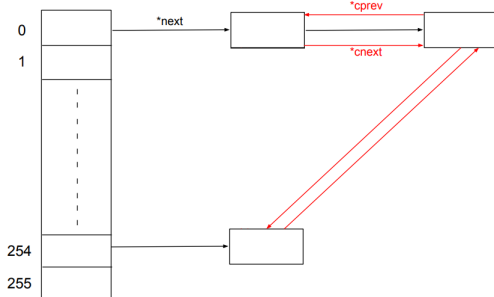


Fig. 4 Hash table with separate chaining and an embedded doubly linked list

1) **next* points to the next node in the hash table due to separate chaining

- 2) **cprev* points to the previous node in the list of common letters with the previous relative theta value
- 3) **cnext* points to the next node in the list of common letters with the next relative theta value

Since nodes are stored sequentially in the doubly linked list, theta values do not need to be stored. Each node's position in the doubly linked list already indicates the character's relative position (θ value). Thus, the combined use of a doubly linked list and a hash table with separate chaining allows data to be sorted as well as accessed in constant time.

The hash table has a size of 256 wherein every repeating character that is added in is stored at its ASCII value index at the head of the list in the hash table where the hash function returns the character's ASCII value. Thus, every row of linked lists in the hash table store different entries of the same character.

Hash tables are assumed to search in $O(1)$. However, due to the nature of this implementation, only the head of each singly linked list (most recent entry for the character) in the hash table needs to be searched, resulting in a guaranteed constant time search. This data structure is simply the proposed mechanism for use in code; other methodologies for storage can be used as well.

3) *Removal of Redundant Entries*: When the doubly linked list is parsed to compute the delta encoded *r₁* value for entries, redundant entries can be uncompressed and deleted. However, if the redundant entry is a reference node, all following entries prior to the next reference node will compute their delta encoded *r₁* value with respect to the previous reference node. There is a chance that this delta encoded value will be beyond the range -128 to 127 and hence cannot be stored losslessly in a single byte. Hence, redundant entries that are also reference nodes will only be uncompressed and deleted if all following entries prior to the next reference node can contain the new delta encoded *r₁* value within the range -128 to 127. Other redundant entries can be uncompressed automatically. The pseudocode of this is shown in II-E1.

4) *File Handling*: In practice, the bit flags (from CC) are packed into sets of eight as the smallest unit of data a compiler can handle is a byte. Practically, the two files containing literals and compressed characters respectively can be concatenated as long as a header of appropriate size is used to indicate where each file begins and ends along with their respective bit flags. Alternatively, an EOF code could be used.

E. Pseudocode of Concentric Circles Compression

1) *Encoding*:

```
String buffer, prevstring, compressed output
Integer rvalue = 0
Integer greatestr1 = 0
Integer greatestdepth = 0
```

while not end of file **do**

 Read next input character *c*

if *c* is an element of buffer

 Replace contents of prevstring with buffer's

Clear buffer
Append c to buffer
Increment rvalue by 1
if c is not present at a node in the hash table for which $r_1 \leq rvalue - 1 \leq r_2$ AND no characters after c in prevstring have nodes in the hash table for which the same inequality holds true
 Create new node for c with $r_1 = rvalue - 1$ and depth = 2, insert at the head of the singly linked list in the chained hash table and at the tail of the doubly linked list
 Remove both occurrences of c from input data. Modify the bit flag for the first occurrence to 1 and add another bit flag at the current position of c with a value of 1
else if c is not present at a node in the hash table for which $r_1 \leq rvalue - 1 \leq r_2$ AND at least one character after c in prevstring have nodes in the hash table for which the same inequality holds true
 Create a new node for c with $r_1 = rvalue - 1$ and depth = 2, insert at the head of the singly linked list in the chained hash table and at the node before the tail in the doubly linked list
 Remove both occurrences of c from input data. Modify the bit flag for the first occurrence to 1 and add another bit flag at the current position of c with a value of 1
else
 Increment the depth value in c's node by 1
 Remove the latest occurrence of c from the input data and add a bit flag of value 1 at the current position
end if
else if c is an element of prevstring
 Append c to buffer
if a common letter occurs after c in prevstring AND the same letter occurs before c in buffer
 Do nothing as this is the exception/paradox case
else if c is not present at a node in the hash table for which $r_1 \leq rvalue - 1 \leq r_2$
 Create a new node for c with $r_1 = rvalue - 1$ and depth = 2, insert at the head of the singly linked list in the chained hash table and at the node before the tail in the doubly linked list
 Remove both occurrences of c from input data. Modify the bit flag for the first occurrence to 1 and add another bit flag at the current position of c with a value of 1
else
 Increment the depth value in c's node by 1

Remove the latest occurrence of c from the input data and add a bit flag of value 1 at the current position
end if
else
 Append c to buffer
 Add a 0-bit flag as a prefix
end if
end while
// r_1 Delta Encoding and writing of compressed characters to //output
 for each node **do**
 Output the difference between the current r_1 value and *greatestr1*, followed by the current node's character and depth value to the compressed output
 if current node's $r_1 + r_2 > \text{greatestr1} + \text{greatestr2}$
 greatestr1 = current node's r_1
 greatestr2 = current node's r_2
 end if
 end for
// Removal of redundant entries

This leads to two separate files/strings – one with compressed characters, hereafter referred to as *coutput* and another with uncompressed characters, hereafter referred to as *uoutput*.

While compressing large files, the hash table will be extremely large and memory intensive. To reduce the RAM usage, characters present in the hash table for which no repetition has occurred for the previous two r values relative to the r value of the substring currently being processed can be written to file and their nodes can be deleted. Thus, RAM can be freed up while compression is taking place. However, this optimization is beyond the scope of this paper and has not been reflected in the pseudocode.

2) Decoding:

Read *coutput* data into a matrix of 3 rows wherein:
1st row – r_1 values (delta encoded)
2nd row – characters
3rd row – depth value

Undo delta encoding of r_1 values by adding each delta coded value to the r_1 value of the previous entry which is uncoded

int $r = 0$
int *prevpos* = 0
while not end of *uoutput* file **do**
 Read next character in *uoutput*
 if bit flag prefix = 0
 Remove bit flag from data
 else if bit flag prefix = 1
 Search matrix for next character entry for which $r_1 \leq r - 1 \leq r_1 + \text{depth}$ from the *prepos* + 1th index onwards
 if not found

```

r = r + 1
Search matrix for character entry for which
r1 ≤ r - 1 ≤ r1 + depth
end if
depth = depth - 1
r1 = r1 + 1
Replace bitflag from uoutput with the character found

if depth = 0
Remove entry from matrix
prevpos = matrix column index - 1
else
prevpos = matrix column index
end if
end if
end while

```

As observed, the decoding process is significantly simpler and hence runs faster than the encoding process.

III. EXPERIMENTAL RESULTS

The TurboRLE algorithm and CC were tested on the Silesia Compression Corpus. Figure 5 shows the algorithms' compression factors.

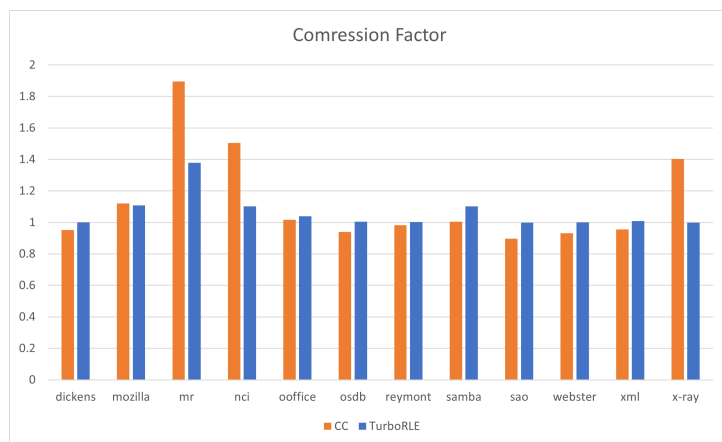


Fig. 5 Compression Factor of CC and TurboRLE

The overall compression factor achieved by TurboRLE and CC are 1.07 and 1.10 respectively. Hence, CC's compression factor is 2.8% greater than TurboRLE's.

It is observed that CC and TurboRLE have similar compression factors for most files. However, for files such as: mr, nci and x-ray, CC outperforms TurboRLE by a significant margin. Since nci is a chemical database following a specific format, mr and x-ray mainly contain black and white pixels, there exists regular repetition of characters in these files i.e. positional redundancy. This validates CC's exploitation of positional redundancy.

The requirement of bitflag data automatically causes a 1/8 overhead of the input data's size prior to compression. To further improve the compression factor, optimizing this overhead is imperative. Currently, run-time analysis has not been done because the algorithm requires architectural improvement.

IV. CONCLUSION

In this work, a lossless compression algorithm capable of exploiting positional redundancy has been presented.

Having tested it on the Silesia Compression Corpus, it is evident that CC outperforms TurboRLE on data containing positional redundancy. By transforming data into the proposed two-dimensional representation, CC compresses characters that are not necessarily contiguous. Hence, it is a generalized form of run length encoding.

REFERENCES

- [1] T. A. Welch. 1984. A Technique for High-Performance Data Compression. *Computer* 17, 6 (June 1984), 8-19. DOI: <https://doi.org/10.1109/MC.1984.1659158>
- [2] Huffman, D.A.: A method for the construction of minimum-redundancy codes. *Proceedings of the Institute of Radio Engineers* 40(9), 1098–1101 (1952)
- [3] Technical Note TN1023: Understanding PackBits, web.archive.org/web/20080705155158/developer.apple.com/technotes/tn/tn1023.html.
- [4] S. W. Smith. *The scientist and engineer's guide to digital signal processing*. California Technical Publishing, (1997)
- [5] Giovanni Manzini. 2001. An analysis of the Burrows—Wheeler transform. *J. ACM* 48, 3 (May 2001), 407-430. DOI: <https://doi.org/10.1145/382780.382782>
- [6] Gagie, Travis, and Giovanni Manzini. "Move-to-front, distance coding, and inversion frequencies revisited." *Annual Symposium on Combinatorial Pattern Matching*. Springer, Berlin, Heidelberg, 2007.
- [7] VidyaSagar, M., and JS Rose Victor. "Modified Run Length Encoding Scheme for High Data Compression Rate." *International Journal of Advanced Research in Computer Engineering & Technology (IJARCET) Vol 2* (2013).
- [8] David Salomon. 2002. Data compression. In *Handbook of massive data sets*, James Abello, Panos M. Pardalos, and Mauricio G. C. Resende (Eds.). Kluwer Academic Publishers, Norwell, MA, USA 245-309.