

XFL: eXtreme Function Labeling

James Patrick-Evans^{*†}, Moritz Dannehl[†] and Johannes Kinder[†]

^{*}Royal Holloway, University of London, United Kingdom

[†]Bundeswehr University Munich, Germany

james.patrick-evans.2015@rhul.ac.uk, {moritz.dannehl,johannes.kinder}@unibw.de

Abstract—Reverse engineers would benefit from identifiers like function names, but these are usually unavailable in binaries. Training a machine learning model to predict function names automatically is promising but fundamentally hard due to the enormous number of classes. In this paper, we introduce eXtreme Function Labeling (XFL), an extreme multi-label learning approach to selecting appropriate labels for binary functions. XFL splits function names into tokens, treating each as an informative label akin to the problem of tagging texts in natural language. To capture the semantics of binary code, we introduce DEXTER, a novel function embedding that combines static analysis-based features with local context from the call graph and global context from the entire binary. We demonstrate that XFL outperforms state-of-the-art approaches to function labeling on a dataset of over 10,000 binaries from the Debian project, achieving a precision of 82.5%. We also study combinations of XFL with different published embeddings for binary functions and show that DEXTER consistently improves over the state of the art in information gain. As a result, we are able to show that binary function labeling is best phrased in terms of multi-label learning, and that binary function embeddings benefit from moving beyond just learning from syntax.

I. INTRODUCTION

Software reverse engineering is the process of understanding the inner workings of a software system. In a computer security context, reverse engineering is typically performed on a binary without access to source code. The goals of binary reverse engineering include security audits or vulnerability discovery in third-party code, interoperability with systems where no source code is available, or forensic analysis of malicious code.

Binary reverse engineering is a labor-intensive task, despite existing tooling to automate disassembly and function discovery. A particular challenge is the lack of readily available information about code. When binaries are released, helpful debugging information such as function and variable names are typically removed, or stripped, from the binary. This is done not only to reduce the file size and memory footprint of a binary, but usually also to actively discourage reverse engineering of closed-source code and to protect trade secrets.

In a recent observational study, Votipka et al. [1] identify three phases in reverse engineering: overview, sub-component scanning, and focused experimentation. The first two of these make heavy use of the available textual information in a binary, such as the names of called API functions or the contents of string constants. This suggests that additional textual information hinting at functionality in the binary would assist the reverse engineer at least during these initial phases that focus on mapping out the binary. Indeed, the study reports

that most reverse engineers focus on improving readability of the code by adding their own annotations that essentially reconstruct debugging information like variable and function names or data structure types.

Disassemblers such as IDA Pro, Ghidra, Radare2, and Binary Ninja have long identified this need and provide some automation to recognize and name common functions in frequently used software components. In addition to naming arguments to common library functions, they also perform binary pattern matching to name local functions from statically linked libraries and compiler runtimes. While this helpful functionality is widely-used to make reverse engineering more efficient, it is inherently limited. Signatures are designed to exactly match known functions, with only some flexibility to account for minor changes in compilation settings.

Machine learning promises to enable a new generation of more powerful tools for function identification, and initial academic work appears to confirm that it is possible to classify binary code into function names [2, 3]. The resulting systems learn models of the contents and structure of binary functions and their most likely name. However, much of the success of these systems can be attributed to the identification of highly similar, repeated functions across multiple binaries (e.g., static library functions).

This type of approach faces two fundamental problems that limit its applicability: it can only generate function names that have been seen in the training set; and each such function name represents a separate output class, with the number of possible function names being essentially unlimited. Even worse, the classes are heavily imbalanced, with the majority of classes having a single sample and a minority of classes being over-represented (e.g., `main`). Normalizing function names to remove differences in coding style such as `CamelCase` vs. `snake_case` can alleviate the problem to some extent [3], but still no such approaches can accurately predict function names that remain unseen after normalization.

The drastic class imbalance is visible in Figure 1, which plots the frequencies of function names observed in a dataset of functions derived from 10,047 binaries in Debian packages. Six function names occur in at least 95% of binaries (standardized names like `main`, `libc_csu_init`, etc.). Over 98% of function names occur fewer than 10 times, and 73% of function names occur only once. This long tail of single-sample classes in particular demonstrates that any model for whole function names is doomed to mispredict the vast majority of functions.

Our solution to this problem is to split function names into

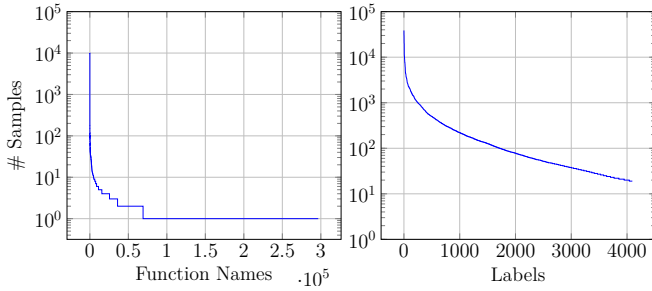


Figure 1: Semi-log plot showing the number of samples in each class when using function names and labels respectively. When predicting function names, the majority of function names have only a single sample.

meaningful tokens. For instance, the `xscreensaver` function `make_smooth_colormap` would correspond to the set of labels `{make, smooth, color, map}`. Figure 1 shows that the imbalance in the label distribution is less pronounced. The total number of labels can be controlled such that each function has at least one descriptive label but there are also sufficiently many samples available per label. We therefore arrive at the problem of assigning a set of labels to each function.

A similar problem exists when trying to automatically tag text with the most relevant subset of labels from a large label set, which has motivated the research area of *eXtreme Multi-label Learning* (XML). Based on this insight, we show how to leverage state-of-the-art algorithms from XML for labeling functions in stripped binaries with XFL (*eXtreme Function Labeling*). XFL scales to millions of data points, features, and labels. It takes into account the power law distribution over labels and is designed to recognize infrequently occurring tail labels with little training data.

The architecture of XFL is shown in Figure 2. XFL is parameterized by a given *function embedding*, a distributed representation of each binary function. Intuitively, functions that a reverse engineer would consider similar should be mapped to vectors that lie closely together within the embedding space, and further away from vectors of dissimilar functions. XFL is compatible with state-of-the-art binary function embeddings such as SAFE [4] and Asm2Vec [5]. However, we designed and implemented the novel function embedding DEXTER, which particularly emphasizes semantic properties of the binary code (as opposed to syntactic ones). To this end, DEXTER is trained from a vector of per-function features combined with vectors capturing the context of the local call graph and of the whole binary.

We make the following main contributions:

- With XFL, we introduce extreme multi-label learning as a solution to the problem of labeling binary functions (§IV). XFL naturally solves the fundamental problems of sparsity and class imbalance in binary function labeling and provides information-theoretic metrics for meaningful evaluation. In an extensive evaluation on a dataset with over 741,724 functions from 10,047 binaries,

we demonstrate that our implementation significantly outperforms the state of the art.

- We introduce DEXTER (§III), a new vector representation of binary functions using static analysis-based feature engineering and deep learning. We demonstrate that DEXTER outperforms state-of-the-art function embeddings on the task of function labeling. This suggests that increasing the level of abstraction from assembly tokens to static analysis results achieves better generalization.

We structure the following sections by first looking at relevant background material from the XML field (§II). We then describe our function embedding (§III) and our approach to multi-label learning (§IV). We then evaluate our overall approach (§V) against the state of the art and discuss limitations and future work (§VI). Finally, we compare to related work (§VII) and conclude (§VIII).

II. BACKGROUND

We now introduce the problem of multi-label classification with XML (§II-A) and review the metrics for information gain used in the XML community (§II-B). Finally, we provide the necessary background and motivation for PfastreXML (§II-C), the state-of-the-art XML approach used in XFL.

A. Extreme Multi-Label Learning

Multi-label classification is the problem of training a model to predict the assignment of one or more labels to each input instance. Typically, this is more difficult than multi-class classification in which each data point belongs to exactly one class. In the multi-label setting, a data point can have any number of associated labels, and some labels may be more strongly representative of the data point than others.

A common solution when dealing with a small label space is to use the 1-vs-all technique to learn an independent classifier per label. This technique quickly becomes intractable due to the large training and prediction costs for a modestly sized set of labels. The problem is exacerbated by the quality of labels associated with the data. Given a large set of labels to tag an input with, multiple authors may choose different labels and may tag an image of an orange, for example, with *fruit*, *the color orange*, *spherical*, *citrus*, *food*, etc.

Due to the large number of possible labels it is comparatively easy to identify irrelevant labels, but much more difficult to identify the relevant ones. In multi-label classification, this imbalance must be taken into account during training and in evaluation metrics.

eXtreme Multi-label Learning (XML) addresses the problem of learning a classifier that can tag a data point with the most relevant subset of labels from a large label set. For instance, the commonly used Wikipedia dataset contains millions of distinct labels that each article may be tagged with. With the possibility for millions of labels with unknown inter-dependencies, it is very difficult to obtain the amount of training data required for modern deep learning approaches.

Many approaches circumvent the large label space problem by assuming that the training label matrix has low rank and

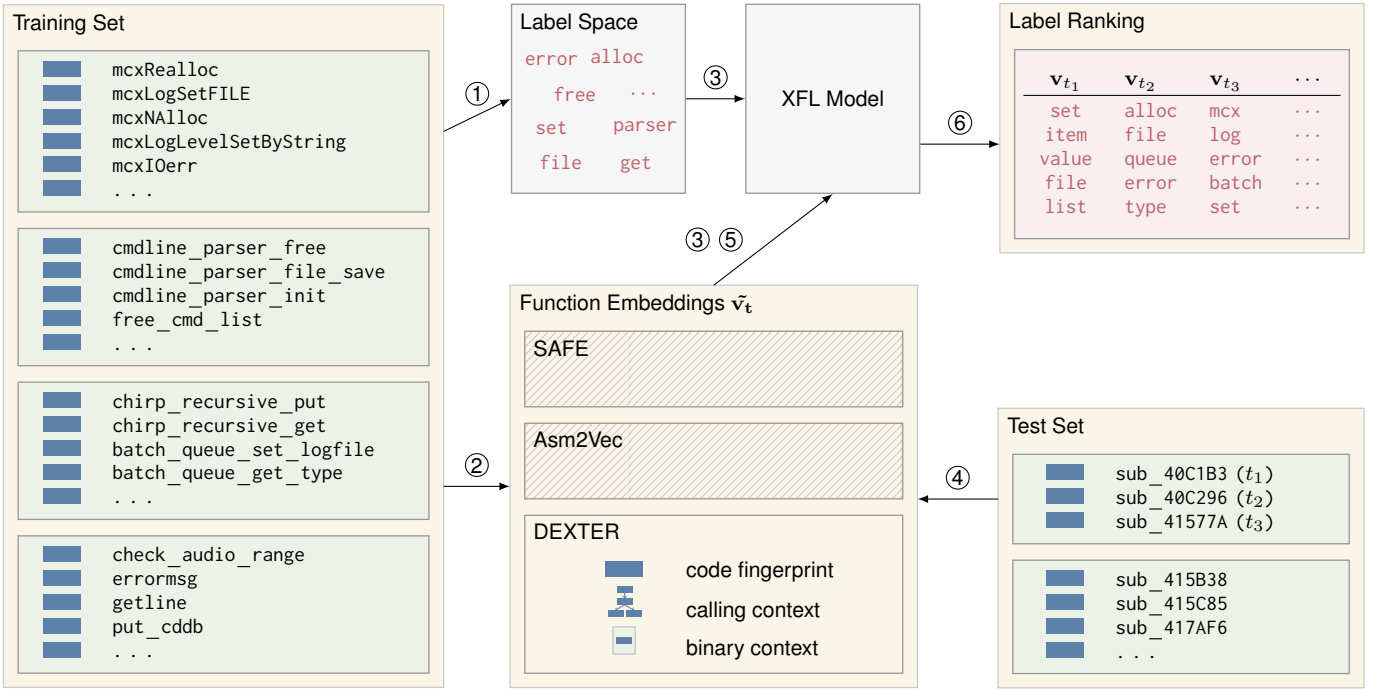


Figure 2: Overview of the XFL training and inference process. Function names in the training dataset are preprocessed to create the label space ①. Function binaries are used to train the embeddings ②. Function embeddings and the label space serve as input for training an XFL model ③. To infer labels for functions in a binary, an embedding \vec{v}_{t_i} is calculated for each unknown function t_i ④ and fed into the XFL model ⑤, which then produces a ranked list of labels per function ⑥.

build a label space embedding to project the high dimensional label space into a low dimensional subspace. Techniques such as SVD [6] and Bloom filters [7] have been applied to compress the number of labels and then decompress a condensed output vector back to the original label space. While methods such as label partitioning by sublinear ranking (LPSR) [8] and LEML [9] help to make the XML problem tractable they provide low prediction accuracies compared to recent XML approaches. XML solutions have to be able to handle large class imbalances with many label instances occurring only a handful of times; for example, the WikiLSHTC [10] data set contains hundreds of thousands of “tail” labels which are present in fewer than five documents.

B. XML Metrics

Inherent problems in XML settings are errors in the ground truth, a large class imbalance in the dataset, and sparsity in the label space. This causes traditional metrics such as Hamming distance or Binary Cross Entropy to be poor indicators of performance for multi-labeled problems. The performance metrics used in the XML community transform the problem of identifying the subset of relevant labels into ranking the complete set of labels and measuring information gain for each data point; with the highest ranked label being the most relevant and the lowest ranked the least relevant label. These metrics take into account the ordering of predicted labels and allow us to evaluate performance within the top n predictions.

In almost all multi-label classification settings that exhibit a large number of labels, the number of relevant positive labels for a data point is orders of magnitude smaller than the number of irrelevant negative ones. Therefore, traditional metrics such as F_1 score or the Hamming loss [11], which give equal weighting to all positive and negative labels, are not very informative. To provide a better understanding of the relevance of assigned labels, we draw metrics from information retrieval theory and focus on the problem of measuring each label’s rank. For each data point we wish to attribute labels with, we assign an ordered rank over all possible labels that is indicative of each label’s relevance to the data point depending on its position in the ordered set. With an ordered set of labels for each data point, we can define the following metrics:

Definition 1 (Cumulative Gain): The cumulative gain CG_p or $CG@p$ measures the information gain in the top p labels and is defined as

$$CG_p = \sum_{i=1}^p rel_i$$

where rel_i is the relevance of the label at position i .

The cumulative gain ignores the ordering of labels within the top p elements. We treat the relevance of each label as $\{0, 1\}$ depending if the label is contained in the set of true labels for each data point; other schemes may be used in which the relevance of each label is not binary.

The *discounted cumulative gain* introduces a term that applies a weighting to the order of relevant labels within the

top p results. If a relevant label appears lower in rank, the discounted cumulative gain is weaker.

Definition 2 (Discounted Cumulative Gain):

$$DCG_p = \sum_{i=1}^p \frac{rel_i}{\log_2(i+1)}$$

Neither cumulative gain nor discounted cumulative gain account for a variance in the total number of true labels for each data point. To overcome this, the *normalized discounted cumulative gain* (NDCG) normalizes the predicted label set to the size of the true set of relevant labels. This metric provides an intuitive indication of how many labels were predicted correctly out of the total labels assigned per data point.

Definition 3 (Normalized Discounted Cumulative Gain):

$$NDCG_p = \frac{DCG_p}{IDCG_p}$$

where the $IDCG_p$ is the ideal DCG defined by

$$IDCG_p = \sum_{i=1}^{|REL_p|} \frac{rel_i}{\log_2(i+1)}$$

where in turn REL_p is the true set of relevant labels in the corpus up to position p . The NDCG produces a metric for evaluating multi-label classification in the range $[0, 1]$ whereby a perfect ranking algorithm would achieve a score of 1.0.

C. PfastreXML

Consider the XML problem of tagging functions with labels $l \in L$ where L is an extremely large set. When determining the ground truth labels for each data point, it is often not possible for an annotator to determine the exact subset of relevant labels through either manual or automated annotation. In the context of function labeling, this would correspond to each function name containing all words that are relevant to its behavior. For example, a function that opens a new encrypted network connection to a remote server may be tagged with the labels *open*, *network*, *tls*, and *connection* for observed relevant labels, but missing, *IPv4*, *crypto*, *server*, and *AES*. We denote with $\mathbf{y}^* \in \{0, 1\}^{|L|}$ the complete ground truth label vector, which cannot be obtained in practice. With $\mathbf{y} \in \{0, 1\}^{|L|}$ we denote the actually observed ground truth label vector, where certain labels are missing. We then have that $\mathbf{y}_i^* = \mathbf{y}_i = 1$ for observed relevant labels, $\mathbf{y}_i^* = 1$ and $\mathbf{y}_i = 0$ for unobserved yet relevant labels; and $\mathbf{y}_i^* = \mathbf{y}_i = 0$ for irrelevant labels. This assumes that truly irrelevant labels are never labeled as relevant, but that relevant labels may be missing. This assumption typically holds in function naming, unless a developer chose a misleading name for a function.

PfastreXML [12] is a state-of-the-art tree-based approach for performing XML that takes into account these assumptions. Based on FastXML [13], it aims to learn a hierarchy by using a collection of trees to subdivide the feature space until a multi-label classifier can be used to predict the associated labels in a smaller subspace. PfastreXML aims to mitigate the problem of incomplete or missing labels in the ground truth

by using a propensity-scored loss function that weights the loss characteristics for each label $l \in L$ to match a predetermined distribution. The propensity $p_{il} \equiv P(y_{il} = 1 | y_{il}^* = 1)$ corresponds to the marginal probability of observing a relevant label l for the data point i . Unfortunately, the propensities are unknown as the complete ground truth is unobservable. Jain et al. [12] make the assumption that label propensities should match the semi-log plot of a sigmoid function in order to effectively recommend rare labels¹. Therefore, they model label propensities as a sigmoid function of $\log N_l$ as given in Equation 1:

$$p_l \equiv P(y_l = 1 | y_l^* = 1) = \frac{1}{1 + Ce^{-A \log(N_l + B)}} \quad (1)$$

Here, N_l is the number of data points annotated with label l in the observed ground truth dataset of size N . The values of A and B are problem-specific hyper-parameters and C is defined as $C = (\log N - 1)(B + 1)^A$. These hyper-parameters should be tuned for each dataset such that log of the number of instances of each label fit a sigmoidal function.

Through applying a propensity based weight to each label, PfastreXML improves the multi-label classification accuracy of FastXML and is more easily able to predict infrequently occurring “tail” labels in large XML datasets.

III. FUNCTION EMBEDDING

For predicting sets of labels for functions with XML, we have to represent functions as data points. We now first briefly describe two existing embeddings for binary functions (§III-A), before describing our new DEXTER embedding (§III-B), its feature engineering (§III-C), the representation of context (§III-D), and the training process (§III-E).

A. Existing Binary Function Embeddings

Function embeddings represent binary code with a real-valued vector, capturing similarities and arranging the vector space such that (syntactically or semantically) similar functions have a smaller distance between them relative to other dissimilar functions. We discuss two existing embeddings for binary code, SAFE [4] and Asm2Vec [5], which can be used with XFL and that we will compare against DEXTER.

SAFE uses a self-attentive neural network derived from recent developments in natural language processing. First, SAFE models assembly instructions using an adapted skip-gram method to retrieve vectors for each assembly instruction. It then models these sequences as a vector which is used to train a neural network and captures the inter-dependencies of specific instructions using an attention mechanism. This has the purpose of clustering similar functions in the resulting embedding space.

Asm2Vec follows a Word2Vec-like approach [14], adapting it for assembly language. For every assembly function, the model generates execution traces and applies a Paragraph

¹Their intuition is based on empirical observation with prior XML datasets. See Jain et al. [12] for more details.

Table I: Features extracted from binary code that are used in the creation of DEXTER embeddings.

Feature	Description
<i>Numerical Features</i>	
Size	Size of the symbol in bytes.
VEX instructions	Number of VEX IR instructions.
VEX jumpkinds	Sum of one-hot-encoded vector representing VEX IR jumps inside a function e.g. <i>fall-through</i> , <i>call</i> , <i>ret</i> and <i>jump</i>
VEX temporary variables	Number of temporary variables used in the VEX IR.
VEX IR	Sum of one-hot-encoded vectors representing VEX IR Statements, Expressions and Operations.
Callers	The number of functions that call this function.
Callees	The number of functions this function calls.
Transitive Closure	The number of symbols reachable under this function.
Basic Block ICFG	Graph2Vec vector representation of the ICFG labeling with jumpkinds.
Stack bytes	Number of bytes referenced on the stack.
Heap bytes	Number of bytes referenced on the heap.
Arguments	Number of function arguments.
Stack locals	Number of bytes used for local variables on the stack.
Thread Local Storage (TLS)	Number of bytes referenced from TLS.
Tainted register classes	One-hot encoded vector of tainted register types, e.g., stack pointer, floating point.
Tainted heap	Number of tainted bytes of the heap.
Tainted stack	Number of tainted bytes of the stack.
Tainted stack arguments	Number of tainted bytes that are function arguments to other functions
Tainted jumps	Number of conditional jumps that depend on a tainted variable.
Tainted flows	Number of tainted flows to other functions.
<i>Categorical Features</i>	
Hash	Common SHA-256 hashes of binary code.
Opcode Hash	Common SHA-256 hashes of assembly opcodes.
Constants	Common constants referenced.
Dynamic Callees	The names of dynamically linked callee functions.
Transitive closure	Known function names reachable under this function in the binary call graph.
Data XREFS	References to known data objects in dynamically linked libraries.
Tainted flows	The names of dynamic functions and argument registers tainted when all input arguments are tainted.

Vector Distributed Memory (PV-DM) model on it, generating a distributed representation for opcodes and operands of assembly instructions. Along the way, a vector representation for assembly functions is learned, similar to paragraph vectors [15]. Both Asm2Vec and SAFE are syntactic in nature, although they use static analysis for constructing the CFG and retrieving feasible traces of assembly instructions.

B. DEXTER Overview

To create a distributed representation of functions we start by analyzing binary code and creating a large collection of features for each function in a dataset. We separate the collected features into two sets; a dense set of numerical hand-crafted features such as the number of function arguments, and a large collection of sparse features representing categorical data automatically generated from our analysis (Table I). We first design a feature set that captures as much information about a function and its context as possible. We then build a deep variational autoencoder that embeds each function’s features, the features of each function’s context, and features from the binary into a compact distributed representation. The autoencoder learns the importance of individual features from our very large set and creates a distributed and condensed representation that can be used in machine-learning models and scales to perform on real-world problems. In particular we use the DEXTER embedding with XFL to perform multi-label classification for function names.

C. Feature Engineering

To prepare the dataset for processing, we parse the ELF file headers of each binary. We extract the boundaries of functions to obtain their binary code for training DEXTER, and we extract the names of functions for training in XFL (see §IV). In training, function boundaries can be read directly from debugging information. When predicting labels in an unknown binary, symbols have been stripped and function boundaries are not immediately available.

Detecting function boundaries is a research problem of its own [16, 17, 18], and a number of academic and commercial approaches are available and achieve high accuracy on regular compiler-generated code. We have added support for reading function boundaries from the disassemblers Ghidra and Radare2², and from the academic tool Nucleus [18]. However, to factor out the performance of function boundary prediction from the overall performance of function labeling, we remove this step throughout the evaluation. For all tools, we take boundary data from the symbol table also for the binaries in the testing set.

We include in our feature set those derived by the analysis framework of Patrick-Evans et al. [3], which lifts each function to an intermediate representation (VEX) and performs a symbolic analysis of each function in isolation. We analyze live memory addresses and register values used in each function to determine the number of input arguments. Finally we

²<https://www.ghidra-sre.org>, <https://www.radare.org>

taint each input argument recovered and calculate flows to the individual arguments of callee functions. The full list of features we extract is shown in Table I. We use high-level intra-procedural and inter-procedural features in order to mitigate large differences in machine code from different compilation environments. Our intuition for using these features comes from Kim et al.’s overview of binary similarity [19] which analyzes the most prevalent features for matching similar binary functions.

The feature vector for a function is built from concatenating two distinct vectors. The first, \mathbf{f}_q , represents dense, quantitative information that richly describe features of functions in executables. The second, \mathbf{f}_c , represents sparse, categorical data that is indicative of realized features that have no numerical basis, typically represented in a one-hot-encoded form. Each quantitative feature vector contains 512 elements such that $|\mathbf{f}_q| = 512$, and each categorical feature vector contains 3 million elements such that $|\mathbf{f}_c| = 3 \times 10^6$. After we have extracted \mathbf{f}_q and \mathbf{f}_c for each function in a binary, we use each function’s feature vectors alongside the extracted binary call graph to build the DEXTER embedding.

D. Function Context

DEXTER captures information from a function’s local and global context. The idea is inspired by *attention* in transformer networks; however, we precompute averaged vectors for a function f ’s local context \mathbf{f}_C , binary context \mathbf{f}_B , and concatenate them with our input feature vector \mathbf{f} . First, for each target function, we concatenate its quantitative feature vector, \mathbf{f}_q , with its categorical feature vector, \mathbf{f}_c .

$$\mathbf{f} = \mathbf{f}_q \oplus \mathbf{f}_c \quad (2)$$

Secondly, we append the summation of feature vectors from each function’s callers and callees in the binary’s call graph. This allows DEXTER to capture complex information from surrounding functions to help identify it where the body of the target function does not contain enough unique information to correctly predict its name. For example, overloaded functions, which can be called with a different number of parameters, will typically have small stub functions that initialize parameters and then jump to the larger function implementing the actual functionality.

$$\mathbf{f}_C = \frac{1}{|\mathcal{C}|} \sum_{c \in \mathcal{C}} (\mathbf{c}_q \oplus \mathbf{c}_c) \quad (3)$$

Here, \mathcal{C} represents the set of functions in the target function’s context (callers and callees). Thirdly, we average the summation of every function in the binary to attend to information recovered from our analysis of the whole binary.

$$\mathbf{f}_B = \frac{1}{|\mathcal{B}|} \sum_{c \in \mathcal{B}} (\mathbf{b}_q \oplus \mathbf{b}_c) \quad (4)$$

Here, \mathcal{B} represent the set of all functions in the binary. The vectors $\mathbf{c}_q, \mathbf{b}_q$ represent the quantitative function feature vectors of the corresponding function in each set, and $\mathbf{c}_c, \mathbf{b}_c$

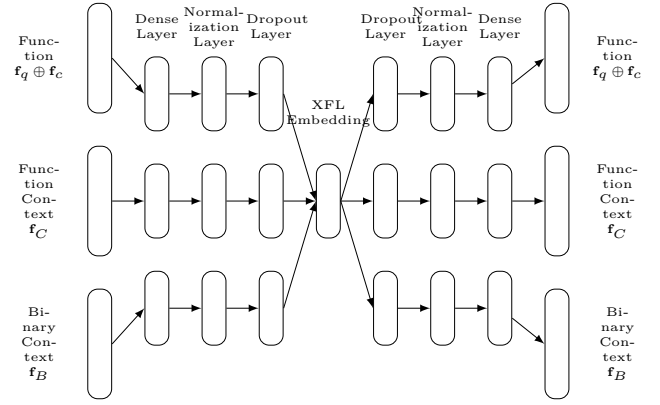


Figure 3: Overview of the autoencoder design used to generate XFL embeddings.

represent the categorical function feature vectors. Finally, we build a modified feature vector, \mathbf{f}_{mod} , for each function in our dataset by concatenating the vectors in all three steps:

$$\mathbf{f}_{mod} = \mathbf{f} \oplus \mathbf{f}_C \oplus \mathbf{f}_B \quad (5)$$

This modified feature vector of each function is then used as input to train an autoencoder.

E. Autoencoder Training

An unsupervised, deep autoencoder is then trained on our modified feature vectors for each function to create a dense, distributed embedding of functions. Our model’s architecture is depicted in Figure 3. The model first creates dense representations for the function, the function’s context, and the binary before combining them into a single embedding. Our methodology captures structural information not present when using features from each function in isolation. To enforce generalization we first connect the input layer into three dense sub-layers, each with 768 nodes, before performing batch normalization and creating a dropout layer. These layers along with L_1 and L_2 regularization on each dense sub-layer aim to prevent our model from over-fitting and force our model to learn an embedding that generalizes well. Finally, we connect the output from all three dropout layers into a 192 node dense layer that we use as our embedded representation. The model architecture is reversed for predicting the output feature vector.

To effectively train useful embeddings, we experimented optimizing our model using max margin contrastive loss and triplet losses. Using standard loss metrics such as the Binary Cross Entropy or Hamming loss is ineffective at training models with very sparse data. In using triplet and contrastive losses, we aim to produce an embedding in which functions with similar features appear close together in the embedded space.

Our model is created using Tensorflow [20] and aims to minimize the contrastive loss between an input feature vector and a corresponding output feature vector. When feeding our model pairs of input and output vectors, we randomly sample

modified feature vectors from a dataset of analyzed binaries. We use a ratio of 95:5 for sampling the output vector from an exact copy of the input vector or random noise applied to the input vector, respectively. The choice in ratio is based on extensive empirical observations and introduces variations in our training data to ensure that our model does not simply learn a direct mapping.

IV. XML FOR FUNCTION BINARIES

XFL uses PfastreXML and a binary function embedding to efficiently perform multi-label classification for tokenized labels of function names. We first detail how XFL splits function names into tokens (§IV-A) and generates a label space (§IV-B), before describing how XFL uses PfastreXML to rank associated labels (§IV-C) for functions.

A. Tokenizing Function Names

For XFL to predict labels in function names we first need a well defined label space consisting of string tokens found in the names of functions. Labels should be informative, take into account programming styles and be mutually exclusive where possible; for example, the tokens `str`, `string`, `String`, and `__xStr__` should all have the common denominator token `string`. XFL generates a *canonical token set* for each function name, a set of string tokens that canonically describe it. We generate a well-defined label space of a fixed size by analyzing the union of the resulting canonical token sets from the corpus of function names in the training set.

To generate the canonical token set L_c from a function name, XFL uses the following procedure:

- 1) *Strip Library Decorations*. Regular expressions remove common symbol annotations added by compilers, e.g., `.*\.constp$`, `.*\.avx\d+`. Regular expressions for Radare2, IDA Pro, and Ghidra annotations are also applied depending on the analysis platform.
- 2) *Split Alphanumeric*. The function name is split into character sequences along non-alphanumeric characters. Numeric and alpha characters are further split into separate groups. For example, `__libxyz_init` \mapsto `{libxyz,init}`.
- 3) *Split Camel Case*. We recognize common naming conventions in C binaries and split a continuous character sequence into sets if we detect the use of camel case. For example, `IsWindowOpen` \mapsto `{is,window,open}`.
- 4) *Abbreviation Expansion*. We expand a predefined list of common programming abbreviations such as `fd` for *file descriptor* and `init` for *initialization*. For example, `mkdirs` \mapsto `{make,directories}`.
- 5) *Best Split of the Rod*. We use a dynamic programming algorithm to split character sequences into the largest possible non-overlapping sequences. We check all permutations of character sub-sequences to find the largest collection of British and American English words. Our algorithm scores longer length English words higher over two or more same-length sub-sequences, e.g., `{background}` $>$ `{back,ground}`. However, a longer

length of total characters scores higher, e.g., `foreach` \mapsto `{for,each}` and not `{reach}`.

We have confirmed that in practice this algorithm achieves splits of function names that correspond to common developer intuitions.

B. Label Space

After generating all canonical token sets for the training set we take the union of all string tokens found and count the occurrences of each label. The union over all canonical token sets defines our complete label space L . However, we define label spaces of varying size to explore the impact of an increasing number of labels or to restrict labels to a subset of the most informative and relevant string tokens. To this end, XFL generates a new *label space* L_n of size n , by taking the top n most frequently used labels used from our complete canonical token set such that $L_n \subseteq L$. While we cannot guarantee that the most informative labels are used most frequently and are thus retained in each label sub-space, we found that this method works well in practice.

C. Training PfastreXML

After training an embedding and generating a fixed size label space, we train a PfastreXML model to learn labels from each function’s canonicalized set. To obtain the ground truth of labels expressed for each function name, XFL first projects each name’s canonical set L_c onto those labels that exist in the generated label space L_n as the intersection $L_c \cap L_n$.

To remove popularity bias and recommend rare and novel labels we need to weight each label inversely to its popularity. Following the design and theory of PfastreXML, XFL optimizes Equation 1 such that the log distribution of label occurrences in our training set matches the sigmoid function. Through the recommendation of the PfastreXML authors, we perform a grid search close to known good parameter values that optimizes the NDCG calculated on our models validation dataset when trained on a training dataset as discussed in §V-C.

The PfastreXML model predicts the probability distribution of labels in a label space being assigned to each DEXTER embedding. To produce a finite set of predicted labels for multi-label classification we optimize a threshold p_t , which selects an variably sized set of labels with a probability greater than p_t . The PfastreXML model acts independently and may be trained using other embeddings for binary code, such as Asm2Vec or SAFE.

V. EVALUATION

We now present our evaluation of XFL and DEXTER. We begin by explaining the makeup of our dataset (§V-A) and discussing the metrics used in the evaluation (§V-B). The main evaluation is split into two parts: §V-C focuses on comparing different function embeddings on a given task, and §V-D focuses on comparing different tools for end-to-end function name prediction. This corresponds to two research questions that we answer in the evaluation:

Table II: Analysis of the embedding datasets. Average labels per point and points per label were calculated for a label space of size 4096.

Property	DEXTER	Asm2Vec	SAFE
Train Samples	400,357	396,796	227,191
Size	917	50	100
Test Samples	22,422	22,224	14,779
Average Labels per Point	2.9271	2.9254	2.9295
Average Points per Label	320.4546	317.4385	183.6783

RQ1: Which binary function embedding is most suited for the task of ranking function labels?

To answer this question, we compare DEXTER against the Asm2Vec [5] and SAFE [4] embeddings on the task of function labeling using XFL and demonstrate that DEXTER outperforms the state of the art on this task (§V-C).

RQ2: Does the multi-label learning approach of XFL generate more suitable function labels than state-of-the-art approaches?

To answer this question, we compare XFL (using DEXTER embeddings) against Debin [2], Nero [21], and punstrip [3], which are state of the art in function name prediction (§V-D). We compare tools both in a ranking task with information-theoretic metrics (§V-D1) and using traditional metrics for multi-class classification (§V-D2). This demonstrates that XFL picks out the most informative labels for functions is therefore able to generate the most accurate names.

DEXTER and XFL are implemented in Python and TensorFlow in about 33,000 LOC. We will make our code available as open source to foster further research and enable like-for-like comparisons. All of our experiments were carried out on a machine with an AMD EPYC 2 64-Core CPU and 1TB of RAM. The XFL project requires access to both Redis and PostgreSQL databases that store the results from our preprocessed binary analysis stage.

A. Dataset

Training and testing require a set of ELF binaries with ground truth symbol information that is sufficiently large for generalizing semantics of binary functions for each label. We use the Punstrip dataset [3], which contains over 1 million functions from 20,000 C binaries taken from pre-compiled Debian packages. These binaries have been compiled with a mixture of compilers and compiler versions from individual package maintainers.

We use the global symbol bindings in the ELF symbol table as ground truth for obtaining function boundaries and the corresponding names. We exclude pseudo functions of size zero, overlapping functions, and locally bound symbols, which do not clearly correspond to a well-defined function.

B. Metrics

We evaluate both DEXTER and XFL using metrics widely adopted for XML and ranking tasks [8, 9, 13, 22, 23, 24, 25]. In addition to the information-theoretic metrics in §II-B, we

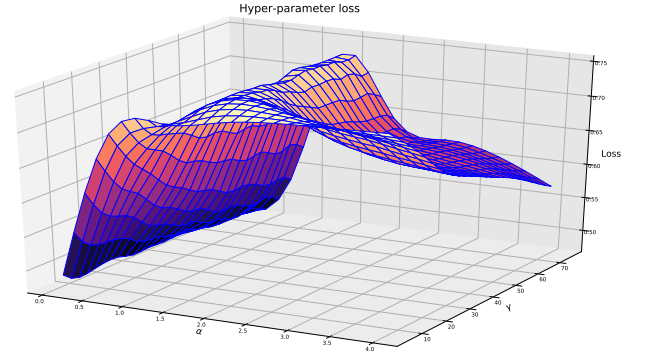


Figure 4: Grid search of hyper-parameters on the validation dataset for α and γ when calculating the NDCG@5 loss.

also include multi-label precision at k ($P@k$), which is used to count the fraction of correct predictions in the top k scoring labels. Although it is an intuitive metric and commonly included, it ignores the order of predicted labels for a given k and is therefore less informative than cumulative gain at k ($CG@k$), discounted cumulative gain at k ($DCG@k$), and normalized discounted cumulative gain at k ($NDCG@k$). Based on our analysis of the dataset as shown in Table II, we set $k = 5$ for all of our evaluation metrics. Few function names consist of more than five meaningful sub-tokens, and five labels with their associated probabilities would be easily processed by an analyst in a real-world applications.

In §V-D we evaluate XFL in the traditional multi-label classification setup and use it to predict the relevant subset of correct labels assigned to each function name as opposed to ranking all labels. In this case we report the micro-average precision (P_μ), micro-average recall (R_μ), and micro-average F_1 ($F_{1\mu}$) for multi-label classification as defined below:

$$P_\mu = \frac{\sum_{l \in L} TP_l}{\sum_{l \in L} TP_l + \sum_{l \in L} FP_l}$$

$$R_\mu = \frac{\sum_{l \in L} TP_l}{\sum_{l \in L} TP_l + \sum_{l \in L} FN_l}$$

$$F_{1\mu} = \frac{2 \cdot P_\mu \cdot R_\mu}{P_\mu + R_\mu}$$

Here, L is the set of labels in the corresponding label space. TP_l , FP_l , FN_l , correspond to the number of true positives, false positives, and false negatives for each label defined in the standard way (for our specific experiment definitions, see §V-D2). Note that *macro*-averaging is very sensitive to labels with few occurrences. Macro-averaged scores compute the metric independently for each label and then compute the average, which treats all labels equally. *Micro*-averaged scores aggregate the contributions of all labels to compute a single metric. In choosing micro-averaged over macro-averaged, we therefore mitigate problems with label bias from the heavily imbalanced dataset.

C. Embedding

We evaluate DEXTER against the two state-of-the-art embeddings Asm2Vec [5] and SAFE [4]. We show that our approach provides a distributed representation that captures more information that is more effective when used to predict labels of function names.

Using our dataset described in §V-A we generate embeddings for all functions and randomly split them into a training, validation, and test set using a 90:5:5 ratio. Each function’s embedded representation is then used to train an XML model. The same training, validation, and test dataset are used for DEXTER, Asm2Vec, and SAFE. We run multiple experiments with varying sizes of label spaces to determine how increasing the size of the label space affects information gain.

Our results show the corresponding mean NDCG@5, DCG@5, CG@5 and Precision@5 for all embeddings as depicted in Figure 5. We can see that DEXTER outperforms both Asm2Vec and SAFE embeddings and we conclude that the semantic information gained from static analysis cannot be inferred from the tools like Asm2Vec and SAFE. In our experimental setup, we were able to train a DEXTER model from pre-extracted binary features within 24 hours.

When training a PfastreXML model, for each embedding we first trained a model on our training set. Next, we performed a grid search to fine-tune the models hyper-parameters over our evaluation dataset. Using values close to known good parameters estimated from the PfastreXML’s authors’ comments in the original paper, we optimize the α and γ hyper-parameters of PfastreXML to minimize our NDCG loss as shown in Figure 4. The application-specific values that optimized our loss for the DEXTER were $\alpha = 0.725$ and $\gamma = 0.125$.

Figure 5 shows that our approach to function embedding outperformed the other state-of-the-art methods when the embedding is used in a measure of rank scenario. With the increasing number of labels the total amount of information needed to be learned and inferred increases, thus, information gain increases. At the same time, the proportionate amount of information gain recovered from the total information decreases due to the increased difficulty of the prediction task.

D. Function Labeling

We evaluate XFL against four state-of-the-art function name prediction tools: Dire, Debin, Nero, and Punstrip. On the recommendation from the Dire authors, we did not use their tool for function name prediction; however we include the Dire results reported in the Nero paper [21], which are based off a customized version. Nero combines heavy static analysis to obtain an Augmented Control-Flow Graph (A-CFG) and feeds this representation into state-of-the-art neural networks. In their work, the variant based on a Graph Neural Network (GNN) performs best, so we use this variant to compare against. Debin [2] and Punstrip [3] both make predictions for function names based on Conditional Random Fields to compute a maximal joint probability of function name assignments in a binary. For Debin and Nero, we compare against both a

pretrained model released by the authors and a custom model trained on our dataset. For Punstrip, no pretrained model is available.

We first randomly split our dataset obtained in §V-A into training, validation, and testing sets with a respective 90:5:5 ratio. For each of the tools, we train a model on binaries in the training set, tune model hyper-parameters on the validation set, and show our results against the model’s predictions on the test dataset. The list of binaries in all three sets are kept consistent when evaluating all of the tools. We generate label spaces for L_n with $n \in \{512, 1024, 2048, 4096\}$.

We evaluate all tools in two parts, exploring different discrete problems. In both problems we use each tool to predict relevant labels contained in function names. The first problem (§V-D1) evaluates the measure of rank whereby we produce a ranked list of labels in the label space for each data point. We assign each correct/relevant label an equal weight. The second problem (§V-D2) evaluates each tool in a multi-label classification setting predicting a finite set of relevant labels. Note that Debin and Punstrip are designed to predict whole function names. Therefore, we use our canonicalization step to project the predicted function names onto our generated label space. Nero predicts labels itself, but we report here the results of using Nero on our label spaces. We confirmed experimentally that Nero’s performance evaluated in this way is in line with the values reported by their own pipeline.

1) *Measure of Rank*: In evaluating against the measure of rank, we require each tool to rank each label in the correct order for all data points. We evaluate this experiment using the information gain metrics NDCG@5, DCG@5, CG@5, and P@5 as depicted in Figure 6. Intuitively, an NDCG@5 of 1.0 is achieved by perfectly ranking the top five labels for each data sample. An NDCG@5 of 0.0 is achieved by ranking labels such that no relevant labels are in the top five for each data sample. For tools that do not predict labels, we apply the inferred function name to our canonical set generation and project it over the given label space to carry out a like-for-like comparison between all tools.

Every tool evaluated performed weaker in terms of NDCG as the size of the label space increased. This is explained by the fact that by increasing the size of the label space, we increase the total information that each model has to learn. Precision and other cumulative gain metrics increased with an increase in the size of the label space as more tokens were available to be predicted and thus increased the overall information.

Our results show that XFL consistently outperforms other state-of-the-art tools in terms of information gain irrespective of label space size; this provides evidence for our hypothesis that predicting labels outperforms predicting whole function names. Surprisingly, while Nero outperforms Debin on the Nero dataset for function name prediction (§V-D2), it performs worse than Debin on the Debian dataset. We investigated this anomaly to rule out mistakes in our experimental setup, but we were able to reproduce the published values on the Nero dataset, and correspondence with the Nero authors confirmed our results. We believe this to underline the risks of dataset

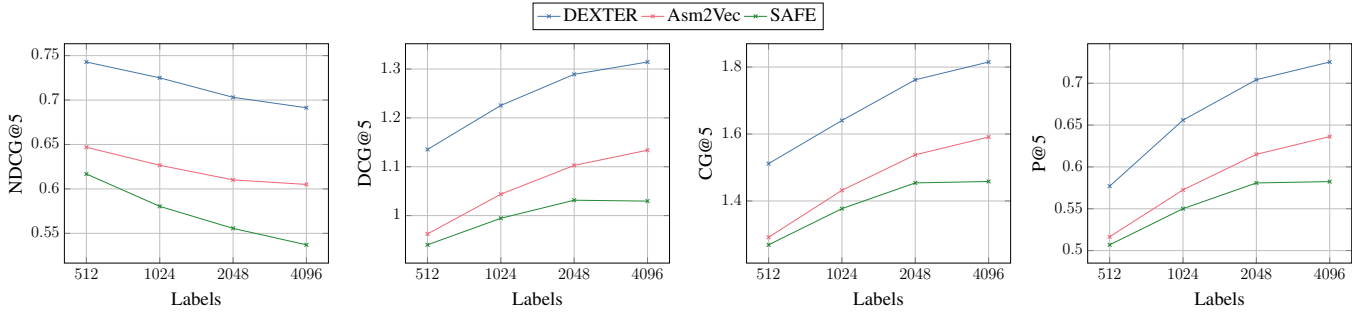


Figure 5: A comparison of information gain between different function embeddings with increasing sizes of label spaces. The PfastreXML algorithm was trained on DEXTER, Asm2Vec, and SAFE and used to rank every label for each data point. We record the normalized discounted cumulative gain (NDCG@5), the discounted cumulative gain (DCG@5), the cumulative gain (CG@5), and the precision (P@5) of the ranked results.

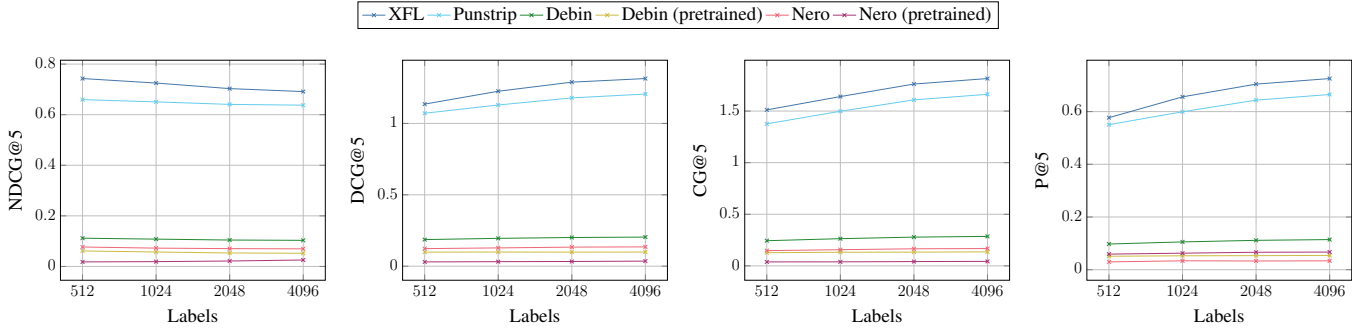


Figure 6: An information theoretic comparison between Debin, XFL, Nero, and Punstrip with increasing label space sizes. All metrics were taken @5 and a default order was added where non-ranking tools predicted fewer than five labels.

Table III: Multi-label classification evaluation against state-of-the-art tools for the Debian and Nero datasets. Results marked with \dagger are taken directly from [21] without us rerunning the experiment.

Tool	Debian Dataset			Nero Dataset		
	Prec.	Recall	F_1	Prec.	Recall	F_1
XFL	0.8248	0.5650	0.6706	0.8561	0.4293	0.5718
Nero	0.1600	0.0622	0.0896	0.4861	0.4282	0.4553
Debin	0.1564	0.1081	0.1279	0.3486 \dagger	0.3254 \dagger	0.3366 \dagger
Punstrip	0.6336	0.6350	0.6343	-	-	-
Dire	-	-	-	0.3802 \dagger	0.3333 \dagger	0.3552 \dagger

bias in contemporary approaches to machine learning on binary code, which we attempt to counter with an increased dataset size and an embedding-based approach.

2) *Multi-label Classification*: To evaluate XFL’s performance in a multi-label classification task on standard metrics, we modify the experiment used in the measure of rank setup to include a linear threshold p_t to decide if the label is relevant. This results in a variably sized subset of predicted relevant labels for each data point. We can then define true positives as the number of correct labels predicted with a threshold greater than p_t . False positives are defined by labels which are predicted but not present in the ground truth, and false negatives are correct labels that are missed by our prediction.

During validation, we set p_t to a value that maximizes the F_1 score on the validation dataset.

Our results as shown in Table III display the micro-averaged multi-label precision, recall, and F_1 score on both our Debian dataset and the Nero dataset using a label space with 1024 elements. XFL outperforms other state-of-the-art tools in precision and F_1 , with Punstrip coming closest and winning on recall with the current p_t . By varying the threshold parameter p_t , one would be able to adjust the precision and recall trade off.

We also include an evaluation on the Nero dataset, given the relative difference in performance of Debin on Nero on those binaries. While XFL achieves comparable, if slightly worse results on this smaller dataset, Debin and Nero both perform significantly better. This shows that XFL is able to benefit from a larger dataset to achieve more generalized representations, whereas Debin and Nero both significantly drop in performance when scaling up. Apart from the dataset size, another factor may be that in Nero’s test set of 13 binaries, many are from the same source repository and are all compiled with the same settings. In contrast, our Debian dataset contains 503 binaries in the test set, which are compiled by individual package maintainers where the compiler, version, and optimization levels are not fixed.

By ranking relevant labels by their confidence and joining them by an underscore or in camel case, we can reconstruct

and predict whole function names. Table IV shows complete examples of such predictions, including typical errors that can be introduced through the function name generation process. These examples show that our unsupervised tokenization process was automatically able to deduce the importance of the labels *HID* for *human input device*, *lkf* for *locked file*, and *mcx* as a term used in the Markov Clustering set of algorithms. Some strings may be split along boundaries that a reverse engineer would not, e.g., due to spelling mistakes (see the *GAME_IsMissionAccomplished* example). Finally, labels in the generated name are ordered by their confidence, which may seem unnatural or even change the meaning of the associated function name. We leave the cleanup of ground truth data and the generation of more palatable whole function names to future work.

VI. DISCUSSION

We now discuss our results and current limitations of our approach, and point out directions for future work.

A. Generalization and Dataset Diversity

Our results for multi-label classification show that Nero is outperformed by Debin on the Debian dataset; a surprising outcome given that Nero outperforms Debin on the Nero dataset. We contacted the authors of Nero to investigate further and they suggested the following possible causes:

- 1) Nero’s dataset limited the maximum size of binaries to 1MB. This may influence the inference of common function names available in most *libc* binaries.
- 2) The vocabulary size in our dataset is significantly bigger and as a result Nero predicts empty labels 43% of the time.
- 3) Nero’s configuration and implementation had not been fine-tuned to our dataset.

This highlights an interesting issue. Even when taking care to avoid overfitting and ensuring proper train-test splits, there are aspects of the model that are inherently dataset-specific. We can see that even our own model decreases in performance when testing on the Nero dataset, which uses different compilers and build settings.

Learning from machine code is a hard problem, and while ideas and metaphors from natural language processing intuitively apply on code, machine learning on code still lags behind. On the one hand, effective processing and representation is more complex on machine code than on natural language. On the other hand, very large datasets are more difficult to obtain. The Debian dataset contains more binaries than any of the related approaches have used before. But as shown in Figure 1, still the overwhelming majority of function names occurs only once. While our approach of tokenization and extreme multi-label learning alleviates this by ensuring many samples for each label, there still is not enough diversity in the dataset to generalize across compilers, architecture versions, versions of the runtime environment, optimization levels, or even operating systems. A promising way to addressing this shortcoming in the future would be to

expand the dataset by adding software versions compiled with many different settings. However, custom-compiling thousands of packages is an enormously time-consuming and labor-intensive endeavor. Promising avenues could be using existing and partly standardized build environments from distributions such as Gentoo and Arch.

B. Application Domains

Using machine learning for predicting function names inherently requires a training dataset whose distribution resembles the target dataset. That is, we cannot hope to predict function names in Windows binaries with a model trained on GNU/Linux. As it stands, the model we trained for XFL can identify labels in binaries compiled for GNU/Linux systems only, but the target binaries can be closed source. Because of our multi-label approach, XFL can construct suitable names from tokens for function names it has never seen in the training set (unlike Debin, for instance). Apart from its fundamental contributions, this can make XFL useful in practice today, for reverse engineering closed-source applications or device drivers, or for forensic analysis of GNU/Linux malware. We believe that a thorough evaluation of the usefulness of such a system would be very valuable. Because no ground truth is available for closed source software, only a study with human participants could properly shed light on this issue. A carefully designed study would be an interesting avenue for future work.

In principle, a Windows-specific model for XFL could be trained, too, as long as we can construct a sufficiently large ground truth dataset. A dataset the size of the Debian dataset would be challenging to obtain, but not impossible. For instance, Github contains the source code of over 230,000 C files with a *WinMain* function defined. Another possibility are to use public servers with debug symbols for ground truth, or the HexRays Lumina server, which stores function names for reversed closed-source binaries.

Similarly, our model is specific to the *x86_64* architecture. Because our analysis is built on the VEX IR used by angr, one could use the same tool chain for analyzing other instruction set architectures as well.

C. Concept Drift

Even on the same architecture, the testing data distribution can change over time as source code and compilers change. This *concept drift* is a known phenomenon in many application domains. The performance differences between different datasets suggest that it is present in the problem of function labeling. It is possible to counteract concept drift through periodic re-training with labeled data. Recent work by Yang et al. [26] uses contrastive learning to detect the and explain concept drift in new data samples. Such an approach may also be combined with XFL to mitigate the impact of changing test data over time.

D. Adversarial Settings

In this paper, we rule out an adversarial setting where the developers actively try to prevent recognition of functions by

Table IV: Example data points of the function name generation process. Ground truth names are first split into known labels which we aim to predict. The predicted labels are then used to generate a function name. Labels from the canonicalization process that did not make it into the label space are crossed out.

Original Name	Ground Truth Tokens	Predicted Labels	Output Name
__libc_csu_init	{libc, csu, init}	{libc, csu, init}	libc_csu_init
grub_crypto_cbc_decrypt	{decrypt, grub, crypt, cb, e}	{decrypt, grub, crypt, cb, odisk}	grub_decrypt_crypt_cb_odisk
make_smooth_colormap	{make, color, map, smooth}	{make, color, map, random}	color_make_map_parse_random
mcxRealloc	{realloc, mcx}	{realloc, mcx}	mcx_realloc
check_audio_range	{range, audio, check}	{audio, range, check}	check_range_audio
HIDSetItemValue	{set, item, hid, value}	{set, item, hid, value, is}	set_item_value_hid_is
mcxTingRelease	{release, mcx, ting }	{release, mcx}	mcx_release_free
chirp_recursive_put	{put, recursive, chirp}	{put, recursive, chirp, ticket}	recursive_chirp_ticket_put
lkfopendata	{lkf, data, open}	{lkf, open, switches, data}	lkf_open_switches_data
SECU_PrintCertNickname	{nickname, print, cert, sec, #}	{nickname, cert, sec, print, collision}	nickname_cert_sec_print_collision
cmdline_parser_init	{line, init, cmd, parser}	{parser, init, cmd, line, csu}	parser_init_cmd_line_csu
GAME_IsMissionAccomplished	{complied, ac, is, mission, game}	{complied, game, mission, msrs, is}	complied_game_mission_msrs_is

automated means. We explicitly assume the code of functions to be generated by a regular compiler, with only the debug and symbol information to be removed as is typically done for release builds. Obfuscation methods like runtime packing or opaque predicates that prevent successful disassembly would break our pipeline without explicit countermeasures [27]. Similarly, more subtle obfuscation methods would substantially change the character of functions and thus likely sufficiently affect the features to increase mispredictions.

Beyond obfuscation, one could consider adversarial attacks against the multi-label classifier model in XFL [28, 29]. Using code transformations as adversarial perturbations [30], an attacker could intentionally cause mislabeling of functions with specific labels. Adversarial robustness is an active area of research, and most proposed countermeasures have quickly been shown to be ineffective [31].

VII. RELATED WORK

We now review related work on the problem of binary function labeling (§VII-A), followed by the related research areas of binary code similarity (§VII-B) and of learning source-level code representations (§VII-C). Finally, we discuss related work in the area of extreme multi-label learning (§VII-D).

A. Binary Function Labeling

XFL predicts labels for functions and is thus related to similar projects which produce labels or names for functions.

Conditional Random Fields (CRFs) are used within Punstrip [3] which are used here to capture the interactions between the generated function fingerprints and other related functions.

Debin [2] not only tries to recover function names, but also other debug information such as program variables and their mapping to registers and memory offsets. The assembly code is first lifted into the BAP [32] intermediate representation, then extremely randomized trees are used to decide whether a memory cell holds a variable. CRFs are built upon a dependency graph, representing relationships between code and data and are used to predict properties of the extracted elements.

Nero [21] builds an *augmented control flow graph* (A-CFG) which extends a CFG with call sites, specifically engineered for procedure name prediction. The representation is fed into GNNs, LSTMs and Transformer architectures.

Dire [33] only supports variable name prediction; however, the authors of Nero modified the project to support the prediction of procedure names. Dire uses an encoder-decoder neural network, taking as input both tokenized code and the AST from a decompiler and generates embeddings for each identifier which are used by the decoder to predict names.

B. Binary Code Similarity

Much recent work focuses on producing vector embeddings for basic blocks, functions, or binaries that aim to serve the task of *binary code similarity*. DeepBinDiff [34] defines the task as trying to find the best match between similar basic blocks based upon their control flow dependency. A different approach is to use the *same source policy* which defines two binaries or functions to be similar if they are compiled from the same source code but for different target architectures [35], different source code versions [36] or different compilers and compiler settings [5].

Natural Language Processing is often used as an analogy to compare assembly code to natural language. One example is SAFE [4], which utilizes a recurrent neural network with Gated Recurrent Units (GRU) to model assembly instructions as sequences. An attention mechanism is added to put emphasis on the most relevant parts of the code. Asm2Vec [5] adapts the Word2Vec [14] model to assembly syntax to generate embeddings for tokens such as assembly opcodes, operands and functions. It does so using the distributed memory model similar to the Paragraph Vector Distributed Memory (PV-DM) model of Paragraph2Vec [15].

Zuo et. al [37] rely on Word2Vec, but adapt *Neural Machine Translation* to handle single instructions as words and basic blocks as sentences. Sun et al. [38] use approaches found in bioinformatics such as longest common sub-sequence algorithms in conjunction with Word2Vec embeddings to measure binary semantic similarity.

C. Source Code-based Approaches

While XFL uses debug information from the compilation process as ground truth, our model relies only on information found in stripped binaries, i.e. *without* access to the source code. Nevertheless, we review source code based approaches to function similarity.

Source code function similarity has been used in program comprehension, function name suggestion, and source code completion. Models for source code utilize syntax information from Abstract Syntax Trees [39] [40]. Program representations may be constructed using generative models [41], graph neural networks [42], graph models enriched with sequence encoders [43], or attention-based models [44]. A convolutional network is used to summarize source code to tokens [45].

A different family of problems are those dealing with the authorship of code. Those approaches focus on identifying, verifying, or clustering authors as well as analyzing the evolution of programmer skill [46].

D. eXtreme Multi-label Learning (XML)

Two main approaches exist to solve the XML problem: embedding-based and tree-based methods.

1) *Embedding-based methods*: Bhatia et. al. [22] present a state-of-the-art embedding method that aims to address the challenges of XML. Traditional embedding based approaches project a label space L into a linear lower-dimensional subspace \hat{L} . The linear constraint is required for post-processing in the prediction stage in which a decompression matrix is used to lift embedded label vectors back to the original label space. SLEEC [22] disregards the global linear low-rank subspace used by embedding methods and learns an ensemble of non-linear embeddings which preserve pairwise distances between label and embedding spaces for only the nearest neighbors of individual data points. During prediction, rather than using a decompression matrix, SLEEC uses a k-nearest neighbor classifier in the embedding space. Recent advancements by DeepXML [47], Slice [48], and DECAF [49] bring deep learning approaches to the XML field and report the highest embedding based prediction accuracies.

2) *Tree-based methods*: Tree-based XML methods such as PfastreXML and Parabel [50] aim to learn a hierarchy of labels using a node partition function. The tree's root node is initialized to contain the entire label set and child nodes partition the parent's labels until leaf nodes contain only a few labels. A multi-label classifier of choice is then trained with the subset of labels present in each leaf node. Traditional tree-based XML classifiers use task independent measures to learn this hierarchy such as Multi-Label Random Forest's (MLRF's) [23] Gini index and Label Partitioning by Sublinear Ranking's (LPSR's) [8] clustering error. However, FastXML [13], a direct precursor of PfastreXML, optimizes a NDCG based ranking loss function to partition the feature space which leads to more accurate predictions. The intuition behind forming a hierarchy over the feature space rather than the label space is from the observation that only a small number of labels are present in each region of feature space.

Label prediction can then be efficiently computed by carrying out multi-label classification on a small subset of labels active in the region of feature space learnt in the hierarchy. PfastreXML, along with SwiftXML [51], provide significant improvements in prediction accuracies over embedding based methods and are state-of-the-art approaches to solving the XML ranking problem.

VIII. CONCLUSION

We present DEXTER and XFL to solve the function naming problem in a way that addresses limitations inherent in previous methods.

DEXTER creates a distributed representation of binary code that concisely captures the semantics of functions. Our embeddings condense millions of features drawn from the whole binary, the function's calling context, and the function itself. We show that it outperforms state-of-the-art binary code embeddings when used for predicting labels in function names. This provides evidence that using static analysis results for learning embeddings improves performance over relying on more syntactic features, as done in previous approaches following the idea of applying natural language processing over assembly tokens.

XFL uses DEXTER to perform multi-label classification and learn an XML model to predict common tokens found in the names of functions from C binaries in Debian. We show that our approach outperforms existing approaches to function name prediction by evaluating our embeddings using information-theoretic metrics from the XML field and traditional metrics for name prediction. As XFL predicts labels instead of whole function names, it is able to predict names for functions even when no function of that name is contained in the training set.

REFERENCES

- [1] D. Votipka, S. M. Rabin, K. K. Micinski, J. S. Foster, and M. L. Mazurek, "An observational investigation of reverse engineers' processes," in *29th USENIX Security Symposium, USENIX Security 2020*. USENIX Association, 2020, pp. 1875–1892.
- [2] B. Bichsel, V. Raychev, P. Tsankov, and M. T. Vechev, "Statistical deobfuscation of android applications," in *ACM SIGSAC Conference on Computer and Communications Security (CCS)*. ACM, 2016, pp. 343–355.
- [3] J. Patrick-Evans, L. Cavallaro, and J. Kinder, "Probabilistic naming of functions in stripped binaries," in *Proc. 35th Annu. Computer Security Applications Conference (ACSAC)*. ACM, 2020, pp. 373–385.
- [4] L. Massarelli, G. A. D. Luna, F. Petroni, R. Baldoni, and L. Querzoni, "SAFE: self-attentive function embeddings for binary similarity," in *Detection of Intrusions and Malware, and Vulnerability Assessment*, vol. 11543. Springer, 2019, pp. 309–329.
- [5] S. H. H. Ding, B. C. M. Fung, and P. Charland, "Asm2vec: Boosting static representation robustness for

- binary clone search against code obfuscation and compiler optimization,” in *IEEE Symposium on Security and Privacy*. IEEE, 2019, pp. 472–489.
- [6] F. Tai and H. Lin, “Multilabel classification with principal label space transformation,” *Neural Comput.*, vol. 24, no. 9, pp. 2508–2542, 2012.
 - [7] M. Cissé, N. Usunier, T. Artières, and P. Gallinari, “Robust bloom filters for large multilabel classification tasks,” in *Advances in Neural Information Processing Systems* 26, 2013, pp. 1851–1859.
 - [8] J. Weston, A. Makadia, and H. Yee, “Label partitioning for sublinear ranking,” in *Proc. 30th Int. Conf. Machine Learning (ICML)*, ser. JMLR Workshop and Conference Proceedings, vol. 28. JMLR.org, 2013, pp. 181–189.
 - [9] H. Yu, P. Jain, P. Kar, and I. S. Dhillon, “Large-scale multi-label learning with missing labels,” in *Proc. 31st Int. Conf. Machine Learning (ICML)*, ser. JMLR Workshop and Conference Proceedings, vol. 32, 2014, pp. 593–601.
 - [10] K. Bhatia, K. Dahiya, H. Jain, P. Kar, A. Mittal, Y. Prabhu, and M. Varma, “The extreme classification repository: Multi-label datasets and code,” 2016. [Online]. Available: <http://manikvarma.org/downloads/XC/XMLRepository.html>
 - [11] K. Balasubramanian and G. Lebanon, “The landmark selection method for multiple output prediction,” in *Proc. 29th Int. Conf. Machine Learning (ICML)*. icml.cc / Omnipress, 2012.
 - [12] H. Jain, Y. Prabhu, and M. Varma, “Extreme multi-label loss functions for recommendation, tagging, ranking & other missing label applications,” in *SIGKDD International Conference on Knowledge Discovery and Data Mining*. ACM, 2016, pp. 935–944.
 - [13] Y. Prabhu and M. Varma, “Fastxml: a fast, accurate and stable tree-classifier for extreme multi-label learning,” in *The 20th ACM SIGKDD International Conference on Knowledge Discovery and Data Mining, KDD*. ACM, 2014, pp. 263–272.
 - [14] T. Mikolov, I. Sutskever, K. Chen, G. Corrado, and J. Dean, “Distributed representations of words and phrases and their compositionality,” in *Proceedings of the 26th International Conference on Neural Information Processing Systems - Volume 2*, ser. NIPS’13. Red Hook, NY, USA: Curran Associates Inc., 2013, p. 3111–3119.
 - [15] Q. V. Le and T. Mikolov, “Distributed representations of sentences and documents,” in *Proc. 31st Int. Conf. Machine Learning (ICML)*, ser. JMLR Workshop and Conference Proceedings, vol. 32. JMLR.org, 2014, pp. 1188–1196. [Online]. Available: <http://proceedings.mlr.press/v32/le14.html>
 - [16] T. Bao, J. Burket, M. Woo, R. Turner, and D. Brumley, “BYTEWEIGHT: learning to recognize functions in binary code,” in *Proc. 23rd USENIX Security Symposium (USENIX Security)*. USENIX Association, 2014, pp. 845–860.
 - [17] E. C. R. Shin, D. Song, and R. Moazzezi, “Recognizing functions in binaries with neural networks,” in *24th USENIX Security Symposium (USENIX Security 15)*. Washington, D.C.: USENIX Association, 2015, pp. 611–626.
 - [18] D. Andriesse, A. Slowinska, and H. Bos, “Compiler-agnostic function detection in binaries,” in *IEEE European Symposium on Security and Privacy (EuroS&P)*. IEEE, 2017, pp. 177–189.
 - [19] D. Kim, E. Kim, S. K. Cha, S. Son, and Y. Kim, “Revisiting binary code similarity analysis using interpretable feature engineering and lessons learned,” *CoRR*, vol. abs/2011.10749, 2020. [Online]. Available: <https://arxiv.org/abs/2011.10749>
 - [20] M. Abadi, A. Agarwal, P. Barham, E. Brevdo, Z. Chen, C. Citro, G. S. Corrado, A. Davis, J. Dean, M. Devin, S. Ghemawat, I. Goodfellow, A. Harp, G. Irving, M. Isard, Y. Jia, R. Jozefowicz, L. Kaiser, M. Kudlur, J. Levenberg, D. Mané, R. Monga, S. Moore, D. Murray, C. Olah, M. Schuster, J. Shlens, B. Steiner, I. Sutskever, K. Talwar, P. Tucker, V. Vanhoucke, V. Vasudevan, F. Viégas, O. Vinyals, P. Warden, M. Wattenberg, M. Wicke, Y. Yu, and X. Zheng, “TensorFlow: Large-scale machine learning on heterogeneous systems,” 2015, software available from tensorflow.org. [Online]. Available: <https://www.tensorflow.org/>
 - [21] Y. David, U. Alon, and E. Yahav, “Neural reverse engineering of stripped binaries using augmented control flow graphs,” *Proc. ACM Program. Lang.*, vol. 4, no. OOPSLA, pp. 225:1–225:28, 2020.
 - [22] K. Bhatia, H. Jain, P. Kar, M. Varma, and P. Jain, “Sparse local embeddings for extreme multi-label classification,” in *Annu. Conf. Neural Information Processing Systems (NIPS)*, 2015, pp. 730–738.
 - [23] R. Agrawal, A. Gupta, Y. Prabhu, and M. Varma, “Multi-label learning with millions of labels: recommending advertiser bid phrases for web pages,” in *22nd International World Wide Web Conference, WWW ’13*. International World Wide Web Conferences Steering Committee / ACM, 2013, pp. 13–24.
 - [24] D. J. Hsu, S. M. Kakade, J. Langford, and T. Zhang, “Multi-label prediction via compressed sensing,” in *Advances in Neural Information Processing Systems 22: 23rd Annual Conference on Neural Information Processing Systems*. Curran Associates, Inc., 2009, pp. 772–780.
 - [25] J. Weston, S. Bengio, and N. Usunier, “WSABIE: scaling up to large vocabulary image annotation,” in *IJCAI 2011, Proceedings of the 22nd International Joint Conference on Artificial Intelligence*. IJCAI/AAAI, 2011, pp. 2764–2770.
 - [26] L. Yang, W. Guo, Q. Hao, A. Ciptadi, A. Ahmadzadeh, X. Xing, and G. Wang, “CADE: detecting and explaining concept drift samples for security applications,” in *30th USENIX Security Symposium, USENIX Security 2021, August 11-13, 2021*. USENIX Association, 2021, pp. 2327–2344.
 - [27] S. Schrittwieser, S. Katzenbeisser, J. Kinder, G. Merz-

- dovnik, and E. Weippl, “Protecting software through obfuscation: Can it keep pace with progress in code analysis?” *ACM Computing Surveys*, vol. 49, no. 1, Apr. 2016.
- [28] S. Hu, L. Ke, X. Wang, and S. Lyu, “Tkml-ap: Adversarial attacks to top-k multi-label learning,” in *Proc. IEEE/CVF Int. Conf. on Computer Vision (ICCV)*, 2021, pp. 7649–7657.
- [29] Q. Song, H. Jin, X. Huang, and X. Hu, “Multi-label adversarial perturbations,” in *IEEE Int. Conf. Data Mining (ICDM)*. IEEE Computer Society, 2018, pp. 1242–1247.
- [30] R. L. Castro, L. Muñoz-González, F. Pendlebury, G. D. Rodosek, F. Pierazzi, and L. Cavallaro, “Universal adversarial perturbations for malware,” *CoRR*, vol. abs/2102.06747, 2021. [Online]. Available: <https://arxiv.org/abs/2102.06747>
- [31] N. Carlini, A. Athalye, N. Papernot, W. Brendel, J. Rauber, D. Tsipras, I. J. Goodfellow, A. Madry, and A. Kurakin, “On evaluating adversarial robustness,” *CoRR*, vol. abs/1902.06705, 2019. [Online]. Available: <http://arxiv.org/abs/1902.06705>
- [32] D. Brumley, I. Jager, T. Avgerinos, and E. J. Schwartz, “BAP: A binary analysis platform,” in *Proc. 23rd Int. Conf. Computer Aided Verification (CAV)*, ser. LNCS, vol. 6806. Springer, 2011, pp. 463–469.
- [33] J. Lacomis, P. Yin, E. J. Schwartz, M. Allamanis, C. L. Goues, G. Neubig, and B. Vasilescu, “DIRE: A neural approach to decompiled identifier naming,” in *34th IEEE/ACM International Conference on Automated Software Engineering (ASE)*. IEEE, 2019, pp. 628–639.
- [34] Y. Duan, X. Li, J. Wang, and H. Yin, “Deepbindiff: Learning program-wide code representations for binary diffing,” in *27th Annu. Network and Distributed System Security Symposium (NDSS)*. The Internet Society, 2020.
- [35] X. Xu, C. Liu, Q. Feng, H. Yin, L. Song, and D. Song, “Neural network-based graph embedding for cross-platform binary code similarity detection,” in *Proc. 2017 ACM SIGSAC Conf. Computer and Communications Security (CCS)*. ACM, 2017, p. 363–376.
- [36] B. Liu, W. Huo, C. Zhang, W. Li, F. Li, A. Piao, and W. Zou, “ α diff: cross-version binary code similarity detection with DNN,” in *Proc. 33rd ACM/IEEE Int. Conf. Automated Software Engineering (ASE)*. ACM, 2018, pp. 667–678.
- [37] F. Zuo, X. Li, P. Young, L. Luo, Q. Zeng, and Z. Zhang, “Neural machine translation inspired binary code similarity comparison beyond function pairs,” in *Network and Distributed Systems Security (NDSS) Symposium 2019*, 2019.
- [38] W. Sun, Y. Chen, Z. Shan, Q. Wang *et al.*, “Binary semantic similarity comparison based on software gene,” in *Journal of Physics: Conference Series*, vol. 1325, no. 1. IOP Publishing, 2019, p. 012109.
- [39] P. Bielik, V. Raychev, and M. T. Vechev, “PHOG: probabilistic model for code,” in *Proc. 33rd Int. Conf. Machine Learning (ICML)*, ser. JMLR Workshop and Conference Proceedings, vol. 48. JMLR.org, 2016, pp. 2933–2942.
- [40] U. Alon, M. Zilberstein, O. Levy, and E. Yahav, “A general path-based representation for predicting program properties,” in *Proc. 39th ACM SIGPLAN Conf. Programming Language Design and Implementation (PLDI)*. ACM, 2018, pp. 404–419.
- [41] M. Brockschmidt, M. Allamanis, A. L. Gaunt, and O. Polozov, “Generative code modeling with graphs,” in *International Conference on Learning Representations*, 2019. [Online]. Available: <https://openreview.net/forum?id=Bke4KsA5FX>
- [42] M. Allamanis, M. Brockschmidt, and M. Khademi, “Learning to represent programs with graphs,” in *International Conference on Learning Representations*, 2018.
- [43] P. Fernandes, M. Allamanis, and M. Brockschmidt, “Structured neural summarization,” in *International Conference on Learning Representations*, 2019. [Online]. Available: <https://openreview.net/forum?id=H1ersoRqtm>
- [44] U. Alon, O. Levy, and E. Yahav, “code2seq: Generating sequences from structured representations of code,” in *International Conference on Learning Representations*, 2019. [Online]. Available: <https://openreview.net/forum?id=H1gKY09tX>
- [45] M. Allamanis, H. Peng, and C. Sutton, “A convolutional attention network for extreme summarization of source code,” in *Proc. 33rd Int. Conf. Machine Learning (ICML)*, ser. JMLR Workshop and Conference Proceedings, vol. 48. JMLR.org, 2016, pp. 2091–2100.
- [46] V. Kalgutkar, R. Kaur, H. Gonzalez, N. Stakhanova, and A. Matyukhina, “Code authorship attribution: Methods and challenges,” *ACM Computing Surveys (CSUR)*, vol. 52, no. 1, pp. 1–36, 2019.
- [47] K. Dahiya, D. Saini, A. Mittal, A. Shaw, K. Dave, A. Soni, H. Jain, S. Agarwal, and M. Varma, “Deepxml: A deep extreme multi-label learning framework applied to short text documents,” in *Proceedings of the ACM International Conference on Web Search and Data Mining*, March 2021.
- [48] H. Jain, V. Balasubramanian, B. Chunduri, and M. Varma, “Slice: Scalable linear extreme classifiers trained on 100 million labels for related searches,” in *Proceedings of the Twelfth ACM International Conference on Web Search and Data Mining, WSDM*. ACM, 2019, pp. 528–536.
- [49] A. Mittal, K. Dahiya, S. Agrawal, D. Saini, S. Agarwal, P. Kar, and M. Varma, “Decaf: Deep extreme classification with label features,” in *Proceedings of the ACM International Conference on Web Search and Data Mining*, March 2021.
- [50] Y. Prabhu, A. Kag, S. Harsola, R. Agrawal, and M. Varma, “Parabel: Partitioned label trees for extreme classification with application to dynamic search advertising,” in *Proceedings of the 2018 World Wide Web Conference on World Wide Web*. ACM, 2018, pp. 993–1002.
- [51] Y. Prabhu, A. Kag, S. Gopinath, K. Dahiya, S. Harsola,

R. Agrawal, and M. Varma, “Extreme multi-label learning with label features for warm-start tagging, ranking and recommendation,” in *Proceedings of the ACM International Conference on Web Search and Data Mining*, February 2018.