

Efficient Treatment Effect Estimation in Observational Studies under Heterogeneous Partial Interference*

Zhaonan Qu^{*†} Ruoxuan Xiong^{*‡} Jizhou Liu[§] Guido Imbens[¶]

June 17, 2022

Abstract

In many observational studies in social science and medicine, individuals are connected in ways that affect the adoption and efficacy of interventions. One individual’s treatment and attributes may affect another individual’s treatment and outcome. In particular, this violates the commonly made stable unit treatment value assumption (SUTVA). Interference is often heterogeneous, and an individual’s outcome is not only affected by how many, but also which, neighbors or connections are treated. In this paper, we propose a flexible framework for heterogeneous partial interference that partitions units into subsets based on observables. We allow interactions to be heterogeneous across subsets, but homogeneous for individuals within a subset. In this framework, we propose a class of estimators for heterogeneous direct and spillover effects from observational data that are shown to be doubly robust, asymptotically normal, and semiparametric efficient. In addition, we discuss a bias-variance tradeoff between robustness to heterogeneous interference and estimation efficiency. We further propose consistent matching-based variance estimators and hypothesis tests to determine the appropriate specification of interference structure. We apply our methods to the Add Health data and find that regular alcohol consumption exhibits negative effects on academic performance, but the magnitude of effect varies by gender and friends’ alcohol consumption.

Keywords: Interference, Observational Studies, Exchangeability, Spillover Effects, Augmented Inverse Propensity Weighting, Heterogeneous Treatment Effects

*This research was generously supported by ONR grant N00014-19-1-2468.

†Stanford University, Department of Economics, zhaonanq@stanford.edu

‡Emory University, Department of Quantitative Theory and Methods, ruoxuan.xiong@emory.edu. Equal contribution.

§The University of Chicago Booth School of Business, jliu32@chicagobooth.edu

¶Stanford University, Graduate School of Business, and Department of Economics, imbens@stanford.edu

1 Introduction

The classical treatment effect estimation literature typically relies on the stable unit treatment value assumption, or SUTVA (Rubin, 1974, 1980), which assumes that a unit’s potential outcomes do not depend on the treatment status of other units. However, SUTVA can be inappropriate for applications where individuals or units are connected or interact with other, for example directly through social networks (Banerjee et al., 2013; Ogburn et al., 2017) and group memberships (Sacerdote, 2001; Miguel and Kremer, 2004; Duflo et al., 2011; Fadlon and Nielsen, 2019), or indirectly through equilibrium effects (Heckman et al., 1998; Johari et al., 2022; Munro et al., 2021). Motivated by these applications, there has been a growing literature on the identification and estimation of treatment and spillover effects under *interference* (Cox, 1958; Hudgens and Halloran, 2008), that allows a unit’s potential outcomes to depend on the treatments of other units.¹

Often in settings with interference, the mediating interactions among units are *heterogeneous*. This heterogeneity can arise from different sources. There may be a natural separation of units into *distinct* types, where interactions among different types of units are expected to be heterogeneous. For example, for a child in a household in Figure 1a, spillover effects from a treated parent may be different from the spillover effect from a treated sibling. Alternatively, heterogeneity can result from the distinct *strength* or nature of interactions. For example, the treatment status of close friends can matter a lot more than that of acquaintances, and units within the same geographical location tend to have stronger interference than distant units. Failure to take into account these heterogeneities in the interference can lead to biased estimation and other problems.

In this paper, we develop a novel and flexible framework for heterogeneous interference in observational data, which we refer to as the *conditional exchangeability* framework. We focus on settings with *partial interference* (Sobel, 2006; Hudgens and Halloran, 2008), where there is a partition of units into a large number of disjoint clusters (e.g., households), and interference is restricted to be only among units (“neighbors”) within the same cluster (see Figure 1). Our framework assumes that within clusters, there is a further partitioning of units into distinct *types* based on observable characteristics (e.g., parents vs. children), and a unit’s interactions with its neighbors of the same type are *exchangeable*. However, the interactions can be arbitrarily distinct with units of different types. Notably, our framework provides a systematic approach to account for the four distinct sources of heterogeneity in interactions across units in *observational* data: 1. the effect of neighbors’ treatments on a unit’s outcome (the standard definition of interference in the literature);² 2. the effect of neighbors’ covariates on a unit’s outcome (Manski, 1993);³ 3. the effect of neighbors’ treatments on a unit’s treatment (contagion); 4. the effect of neighbors’ covariates on a unit’s treatment.

¹In observational studies, the same dependence structure that mediates interference can also lead to correlations in treatment assignments, e.g., through the contagion of behaviors in a social network. This implies that the classical unconfoundedness assumption (Rosenbaum and Rubin, 1983) is also likely to fail.

²Under experimental settings, such as those in Vazquez-Bare (2022); Jagadeesan et al. (2020), only the first source of heterogeneity is relevant.

³Linear-in-means models such as those considered in Manski (1993) allow for the first two sources of heterogeneity, but do not account for the last two sources of heterogeneity, since they concern treatment propensities.

In the conditional exchangeability framework, we study the identification and estimation of *heterogeneous* treatment and spillover effects from observational data with partial interference. Such causal estimands are natural and important for applications, such as the optimal design of treatment allocation rules under resource constraints, where the identification of heterogeneity in treatment and spillover effects is relevant (Banerjee et al., 2013). More importantly, as shown in this work, even if our primary object of interest is an aggregated marginal treatment effect (instead of granular heterogeneous effects), correctly accounting for the heterogeneity in interference is crucial to obtaining an *unbiased* and *efficient* estimate of the aggregated effect. The estimates of heterogeneous effects serve as important building blocks of the aggregate estimate.

Our main contributions are as follows. First, we propose a class of generalized augmented inverse propensity weighted (AIPW) estimators for heterogeneous treatment and spillover effects, that are shown to be doubly robust, asymptotically normal, and semiparametric efficient. The semiparametric efficiency bound consists of two terms. The first term is analogous to the efficiency bound derived in Hahn (1998) and Hirano et al. (2003) under SUTVA. The second term is unique to our problem and quantifies the effect of interference on the efficiency of treatment effect estimation. Interestingly and somewhat surprisingly, this term only depends on the correlation in conditional outcome models between interfering units, but not the correlation in treatment assignments between interfering units, even though the latter is important for propensity adjustments in the estimation.

Second, we demonstrate that the (mis-)specification of interference structures induces a hierarchy of bias-variance *tradeoffs* in the estimation of treatment effects.⁴ If we specify a structure that is robust to complex interference patterns, treatment effect estimation based on this structure is less likely to be biased, but generally has a larger variance than those based on simpler (but still correct) interference structures. Therefore, an important message of this paper is that treatment effect estimation efficiency not only depends on the estimation approach, but also depends crucially on the correct specification of the interference structure. We recommend a parsimonious but correct specification whenever possible.

Third, we develop debiased matching-based feasible estimators for the asymptotic variance of our generalized AIPW estimators. Our proposed variance estimators are consistent under milder assumptions than those required for the consistency of sample variance or standard plug-in variance estimators. In particular, our variance estimators are appealing when it is challenging to consistently estimate the outcome or propensity models, as we only require the estimates of these models to be asymptotically unbiased.

Fourth, to enable the correct specification of interference structure in the absence of domain knowledge, we propose several hypothesis testing procedures for the heterogeneity of interference and treatment effects. The corresponding test statistics can be constructed from our generalized AIPW estimators and feasible variance estimators. The results of such hypothesis tests can help practitioners specify an appropriate interference structure even in the absence of domain knowledge.

⁴This is in contrast to results in the experimental setting (Sävje et al., 2021), where random treatment assignments make it possible for the standard Horvitz-Thompson and Hajek estimators to be consistent.

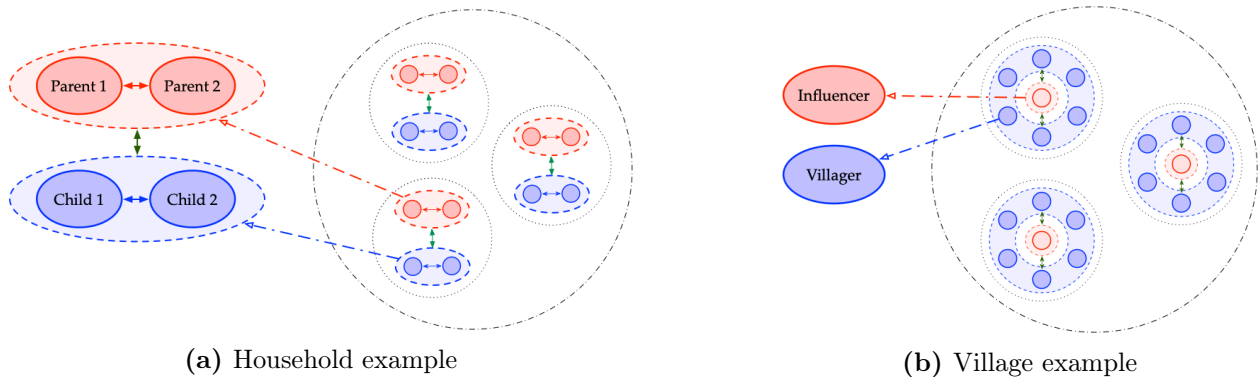


Figure 1: Illustration of our setting under heterogeneous partial interference. In Figure 1a, each household consists of two exchangeable subsets (see Section 2.2): parents and children, so that interference from units within each subset is homogeneous (denoted by links with the same color). In Figure 1b, each village consists of “leaders” and villagers, and interference depends on the social status of a person in the village. Homogeneous interference among villagers is indicated by the blue-shaded ring. We allow for *varying* cluster sizes in extensions.

Lastly, we demonstrate the superior finite sample properties in estimation and inference and robustness of our estimators through extensive simulation studies. We also apply our methods to the Add Health data (Harris et al., 2009). We find negative effects of regular alcohol use on students’ academic performance, which is robust to the specification of interference structure. Moreover, the magnitude of effects varies with gender and friends’ alcohol consumption patterns.

Related Works. This paper contributes to the growing literature on treatment effect estimation under partial interference. The setting of partial interference was initially studied in Halloran and Struchiner (1995); Sobel (2006); Hudgens and Halloran (2008); Liu and Hudgens (2014) under random treatment assignments, typically in two-stage randomized experiments.⁵ Their causal quantities of interest are typically the average effects over the whole population, when each neighboring unit is *hypothetically* and *independently* treated with probability α (i.e., α -allocation strategy).⁶

Recent works along this line study the estimation of these causal quantities from *observational* data (Tchetgen and VanderWeele, 2012; Perez-Heydrich et al., 2014; Liu et al., 2016; Barkley et al., 2020; Park and Kang, 2020). Both these works and our work account for nonrandom treatment assignments in observational data under partial interference. However, our work is different in the following five aspects. First, our estimands are defined under the conditional exchangeability framework, which is more general than the framework using α -allocation strategy to define estimands. In fact, such estimands are special cases of the general aggregate estimands discussed in Section 3.1. Moreover, we also consider granular estimands defined for distinct subpopulations to explicitly account for both heterogeneous interference and treatment effects. Second, our estimation strategies are different. Tchetgen and VanderWeele (2012); Perez-Heydrich et al. (2014); Liu et al. (2016);

⁵In a two-stage randomization design, clusters are randomized to different treatment allocation strategies in the first stage; in the second stage, individuals are randomized to treatment or control conditional on the strategy assigned to their cluster in the first stage.

⁶When used to assign treatments in an experimental setting, it is known as the Bernoulli design.

Barkley et al. (2020) propose generalized IPW estimators. Liu et al. (2019); Park and Kang (2020) propose generalized AIPW estimators but use different estimation strategies for propensity and outcome models. Third, we provide semiparametric efficiency lower bound type results, which were only provided in Park and Kang (2020) among prior works. Compared to the bounds in Park and Kang (2020), our bounds are for a different class of estimators, and our bounds explicitly quantify how different sources of heterogeneity affect the estimation efficiency. Fourth, this explicit quantification subsequently allowed us to provide a systematic analysis of the bias-variance tradeoff between robustness to heterogeneous interference and estimation efficiency, which is absent in all previous works. Lastly, compared to prior works, we additionally provide feasible variance estimators, and demonstrate their superior performance in inference and hypothesis testing in finite samples.

Our work provides new insights into the modeling of heterogeneous interference. Note that, in a simpler setting where treatment assignments are random, the first source of heterogeneity is allowed in the definition of potential outcomes (Hudgens and Halloran, 2008; Tchetgen and VanderWeele, 2012; Aronow and Samii, 2017). In this setting, the consistent estimators of average effects over the whole population do not need to explicitly account for this source of heterogeneity (Chin, 2018; Sävje et al., 2021). In sharp contrast to this experimental setting, when treatment assignments are nonrandom, we emphasize that all four sources of heterogeneity need to be explicitly considered in the unbiased and efficient estimation of both granular or aggregate treatment effects.

Our work contributes to the recent literature on the identification and estimation of heterogeneous direct and spillover effects. In randomized experiments, Bargagli Stoffi et al. (2020) and Yuan et al. (2021) propose tree-based methods for the estimation of heterogeneous effects. When treatment assignments are nonrandom, Forastiere et al. (2020) define estimands indexed by a single spillover parameter. This parameter can be a pre-specified *weighted* sum of neighbors' treatments to model asymmetric spillovers. As a generalization of Forastiere et al. (2020), our estimands are indexed by multiple spillover parameters to allow for more general heterogeneous interference patterns and require less prior knowledge from practitioners. Similar estimands are also considered in Tortú et al. (2020). However, our work differs from Tortú et al. (2020) in two aspects. First, our estimands are defined under the conditional exchangeability framework, while those in Tortú et al. (2020) are defined under the exposure mapping framework. Second, Tortú et al. (2020) suggest a parametric estimation approach, while our estimation strategy is semiparametric and is shown to enjoy desirable theoretical properties.

The rest of the paper is organized as follows. Section 2 presents model assumptions and the conditional exchangeability framework. Section 3 defines the causal estimands of interest and proposes the estimation procedure based on generalized AIPW estimators. Section 4 presents asymptotic results, including semiparametric efficiency bounds, discusses the bias-variance tradeoff between efficiency and robustness to interference, and proposes feasible variance estimators and hypothesis tests for heterogeneous interference. Sections 5 and 6 present simulation results and applications to the Add Health dataset. Section 7 discusses extensions of our results, e.g., to settings with varying cluster sizes and weakly correlated clusters. Section 8 concludes the paper.

2 Model Setup

In this paper, we study the potential outcomes framework in the observational setting with partial interference, where we observe N units that are divided into a large number $M = O(N)$ of clusters, and interference is restricted to among units within the same cluster. This clustering structure can arise from group memberships, geographical proximity, and sampling or randomization schemes. We assume that each cluster is drawn i.i.d. from a population distribution \mathbb{P} , but within each cluster, covariates and treatment assignments may have arbitrary dependence across units. In particular, we allow for phenomena such as *homophily* of similar units (McPherson et al., 2001; Bramoullé et al., 2012) and *contagion* of treatment assignments (Centola, 2010; Christakis and Fowler, 2013). We state the standard assumptions on the data generating process in Section 2.1 and introduce our framework for heterogeneous interference in Section 2.2.

2.1 General Assumptions

Let $c = 1, \dots, M$ be the index of a cluster. For exposition, assume for now that each cluster has the same size $n = N/M$. We generalize our results to varying cluster sizes in Section 7.1. Let $\mathbf{Y}_c \in \mathbb{R}^n$, $\mathbf{Z}_c \in \{0, 1\}^n$, and $\mathbf{X}_c \in \mathbb{R}^{n \times d_x}$, be the observed outcomes, treatment assignments, and covariates of all the n units in cluster c , where d_x is the dimensionality of each unit’s covariates. Covariates can encode individual as well as contextual information, such as the number of friends within the same cluster. The particular ordering of units does not matter at this stage, as we will introduce exchangeability conditions in Section 2.2 which impose the necessary restrictions on the ordering.

Let $Y_{c,i} \in \mathbb{R}$, $Z_{c,i} \in \{0, 1\}$, and $X_{c,i} \in \mathbb{R}^{d_x}$ be the observed outcome, treatment assignment and covariates of unit i in cluster c , where $Y_{c,i}$ and $Z_{c,i}$ are the i -th coordinate of \mathbf{Y} and \mathbf{Z} , and $X_{c,i}$ is the i -th row of \mathbf{X}_c . We define unit i ’s **neighbors** as all units in cluster c other than unit i .⁷ Let $\mathbf{Y}_{c,(i)} \in \mathbb{R}^{n-1}$, $\mathbf{Z}_{c,(i)} \in \{0, 1\}^{n-1}$, and $\mathbf{X}_{c,(i)} \in \mathbb{R}^{(n-1) \times d_x}$ be the observed outcome, treatment assignment and covariates of i ’s neighbors in cluster c .

Assumption 1 (i.i.d. Clusters). *The M clusters are i.i.d., i.e., tuples $(\mathbf{X}_c, \mathbf{Y}_c, \mathbf{Z}_c)$ for $c = 1, \dots, M$ are drawn i.i.d. from some compactly-supported population distribution \mathbb{P} .*

Many applications exhibit a natural clustering structure. For example, clusters may be households (Vazquez-Bare, 2022) or dormitory rooms (Sacerdote, 2001). We use households as a running example throughout the paper (see Figure 1a). The mechanism behind the clustering structure could be exogenous (e.g., assigned externally based on units’ characteristics) or endogenous (e.g., through homophily). Even in general network settings where a clustering structure is not obvious, graph segmentation or sampling techniques can be used to partition the network into clusters (Ugander et al., 2013; Saint-Jacques et al., 2019). To address settings where clusters are potentially

⁷We can also extend to settings where there is a network structure within each cluster, so the definition of neighbors is unit-dependent.

correlated with each other, we discuss the generalization to weakly connected clusters in Section 7.3, although we leave a systematic treatment of general network interference settings to future work.

Next, we allow a unit's potential outcomes to depend on the treatment assignments of its *neighbors* (in addition to its own treatment) within the same cluster, which relaxes the SUTVA assumption (Rubin, 1980, 1986). However, we assume for now no interference between units in different clusters (Halloran and Struchiner, 1995). Sobel (2006) calls this the partial interference assumption. This assumption is reasonable for applications with disjoint or sufficiently separate clusters, e.g., in space or time (Sobel, 2006; Hudgens and Halloran, 2008).

Assumption 2 (Partial Interference). *For any unit i in cluster c , unit i 's potential outcomes can only depend on the treatment assignments of units within the same cluster c .*

Given Assumption 2, we can define the potential outcomes of unit i in cluster c as

$$Y_{c,i}(z_{c,i}, \mathbf{z}_{c,(i)})$$

for $c \in \{1, \dots, M\}$, $i \in \{1, \dots, n\}$, $z_{c,i} \in \{0, 1\}$, and $\mathbf{z}_{c,(i)} \in \{0, 1\}^{n-1}$. Here $z_{c,i}$ and $\mathbf{z}_{c,(i)}$ denote the deterministic values that $Z_{c,i}$ and $\mathbf{Z}_{c,(i)}$ can take. The observed outcome of unit i in cluster c is

$$Y_{c,i} \equiv Y_{c,i}(Z_{c,i}, \mathbf{Z}_{c,(i)}).$$

Under partial interference, the maximum number of possible outcomes for any unit i is 2^n , which is significantly smaller than 2^N under general interference. However, 2^n can still be quite large with a moderate n . In Section 2.2, we will leverage the exchangeability of interference among subsets of the n units in a cluster to further reduce the number of possible outcomes.

Now we consider the treatment assignment mechanism. In the classical observational setting, the unconfoundedness assumption is commonly imposed (Rosenbaum and Rubin, 1983) and states that treatment assignments are free from dependence on potential outcomes *conditional* on units' own covariates. In the presence of interference, this may no longer be true: as units interact with each other, one unit's treatment assignment could also depend on its neighbors' characteristics and treatment assignments. Therefore, we impose a generalized unconfoundedness assumption, which is necessary for the identification of causal effects under interference in observational studies.

Assumption 3 (Generalized Unconfoundedness). *For any cluster c , unit i , and treatment assignment values $(z_{c,i}, \mathbf{z}_{c,(i)})$,*

$$Y_{c,i}(z_{c,i}, \mathbf{z}_{c,(i)}) \perp (Z_{c,i}, \mathbf{Z}_{c,(i)}) \mid \mathbf{X}_c. \tag{1}$$

Assumption 3 extends the classical unconfoundedness assumption and implies that the treatment assignment probability satisfies

$$P(\mathbf{Z}_c \mid Y_{c,i}(z_{c,i}, \mathbf{z}_{c,(i)}), \mathbf{X}_c) = P(\mathbf{Z}_c \mid \mathbf{X}_c) \quad \forall i, z_{c,i}, \mathbf{z}_{c,(i)}.$$

We define $P(\mathbf{Z}_c | \mathbf{X}_c)$ as the **propensity score** of cluster c . Assumptions similar to Assumption 3 have been used in the literature (Liu et al., 2016; Forastiere et al., 2020; Park and Kang, 2020).

Lastly, for the purpose of identification, we impose the overlap assumption on cluster-level treatment probabilities (propensity scores).

Assumption 4 (Overlap). *There exist some \underline{p} and \bar{p} such that for any value of \mathbf{Z}_c and \mathbf{X}_c ,*

$$0 < \underline{p} \leq P(\mathbf{Z}_c | \mathbf{X}_c) \leq \bar{p} < 1. \quad (2)$$

Assumption 4 implies that $P(Z_{c,i} | \mathbf{X}_c)$ is bounded away from 0 and 1, i.e., the classical overlap assumption holds for every unit i in cluster c if we condition on cluster covariates \mathbf{X}_c instead.⁸

Remark 1 (i.i.d. Units). Our framework includes the special case where $(\{Y_{c,i}(\mathbf{z})\}_{\mathbf{z} \in \{0,1\}^n}, Z_{c,i}, X_{c,i})$ are drawn i.i.d. for *all* c and i , and the clustering structure is then determined by some mechanism that potentially depend on $X_{c,i}$. In this case, the observed outcome of a unit can still be interfered by its neighbors' treatment assignments, since the observed outcome is defined as $Y_{c,i} = Y_{c,i}(\mathbf{Z}_{c,i})$.

2.2 Conditional Exchangeability: a Framework for Heterogeneous Interference

In many applications, units often have heterogeneous interactions and interference often depends on the particular *type* of neighbors that are treated. In the household example, the interaction between a parent and a child may differ from the interaction among children themselves. Previous works on interference have mostly modeled this through simple extensions of the number/fraction of treated neighbors setting.⁹ However, we argue in this paper that the four sources of heterogeneity (mentioned in the introduction) are important considerations when modeling interference. First, they allow us to formalize and estimate heterogeneous treatment effects for particular subgroups of units under particular treatment configurations of neighbors (Section 3). Second, ignoring heterogeneity in interference results in biased estimation of treatment effects, while wrongly assuming heterogeneity that does not exist leads to efficiency losses (Section 4.2).

We now propose the conditional exchangeability framework to formalize heterogeneous interference. In essence, it relates the treatment assignments of a cluster to the treatment exposure of every unit in this cluster using observable information. In the conditional exchangeability framework, we partition units within each cluster into $m \geq 1$ exchangeable and disjoint subsets (such as parents and children in a family), denoted by $\mathcal{I}_1, \dots, \mathcal{I}_m$, that satisfy¹⁰

$$\mathcal{I}_1 \cup \mathcal{I}_2 \cup \dots \cup \mathcal{I}_m = \{1, 2, \dots, n\}, \quad \text{and} \quad \mathcal{I}_j \cap \mathcal{I}_k = \emptyset \quad \text{for } j \neq k.$$

⁸A unit's propensity scores are sometimes stated using the unit's own covariates only in some previous works. Note that in our framework, we can also define a unit's propensity score as $P(Z_{c,i} | \tilde{\mathbf{X}}_{c,i})$ which uses the unit's "own" covariates $\tilde{\mathbf{X}}_{c,i}$, and $\tilde{\mathbf{X}}_{c,i}$ is defined as $\tilde{\mathbf{X}}_{c,i} := (X_{c,i}, \mathbf{X}_{c,(i)})$ that contains i 's neighbors' information.

⁹For example, one extension is to use a pre-specified weighted average of numbers of treated neighbors to account for heterogeneous interference (Forastiere et al., 2020).

¹⁰Partitions can have varying sizes across clusters. \mathcal{I}_j can be a singleton for any j . This partition implicitly imposes an ordering of subsets. In the household example with cluster size four in Figure 1a, units $i = 1$ and $i = 2$ are parents, and $i = 3$ and $i = 4$ are children for all clusters. Within each subset \mathcal{I}_j , the ordering of units can be arbitrary.

We assume a unit’s interference from treatments of neighboring units in the same subset are the same, but *may* be different for neighboring units in distinct subsets, which is formalized in Assumption 5 below. For ease of exposition, we assume for now that the partition is the same for *all* clusters and is unit-independent, but our results can be generalized to settings where the partition is unit-dependent or cluster-dependent in a straightforward manner. For an example of a unit-dependent partition, consider a classroom setting, where for every student in the classroom, we can partition his/her classmates into close friends vs. regular classmates.

Assumption 5 (Conditional Exchangeability of Potential Outcomes). *For each unit i , its potential outcomes are exchangeable with respect to arbitrary permutations of treatment assignments of other units in the same subset, i.e.,*

$$Y_{c,i}(z_{c,i}, \mathbf{z}_{c,(i),1}, \dots, \mathbf{z}_{c,(i),m}) = Y_{c,i}(z_{c,i}, \pi_1(\mathbf{z}_{c,(i),1}), \dots, \pi_m(\mathbf{z}_{c,(i),m})) \quad (3)$$

where for $j \in \{1, \dots, m\}$, $\mathbf{z}_{c,(i),j}$ is the treatment realization that units in $\mathcal{I}_j \setminus i$ can take, and $\pi_j(\cdot) \in \mathbb{S}^{|\mathcal{I}_j \setminus i|}$ is an arbitrary permutation. $\mathcal{I}_j \setminus i$ is the subset of units in \mathcal{I}_j but not in $\{i\}$. $|\mathcal{I}_j \setminus i|$ is the cardinality of $\mathcal{I}_j \setminus i$.¹¹

If a cluster only has two units or if $m = n$, then Assumption 5 is nonrestrictive and always holds. If $m = 1$, then Assumption 5 reduces to the **fully exchangeable** assumption (Hudgens and Halloran (2008) calls this stratified interference). In this case, potential outcomes only depend on how many neighbors, but not which ones, are treated. This setting is commonly used in epidemiology, for example, to study the effect of vaccine coverage (Hudgens and Halloran, 2008; Tchetgen and VanderWeele, 2012).

The interference patterns are allowed to be more general when $m \geq 2$. This is the case where the *first source of heterogeneity* is allowed (heterogeneous effects of neighbors’ treatments on a unit’s outcome). For example, if clusters are households, then we can characterize the heterogeneous interference between parents and children by setting $m = 2$ and specifying \mathcal{I}_1 and \mathcal{I}_2 as the sets of parents and of children.

In general, it is often helpful to think of the partition as assigning a “type” to each unit, although our framework allows a broad definition of type based on any observable information. For example, when within-cluster interference is mediated through a network (which we allow in an extended framework), the type of a unit can be determined based on how well-connected it is in the network. In practice, we suggest choosing the partition based on problem structure or domain knowledge. In Section 4.2, We discuss an important bias-variance tradeoff when choosing the partition. We also suggest some testing procedures in Section 4.4 to provide guidance for choosing the partition.

For general m , Assumption 5 implies that potential outcomes depend on the *numbers* of treated neighbors in each subset \mathcal{I}_j . Thus in the definition of potential outcomes, the $(n-1)$ -dimensional

¹¹If $i \notin \mathcal{I}_j$, then $\mathcal{I}_j \setminus i = \mathcal{I}_j$. If $i \in \mathcal{I}_j$ and \mathcal{I}_j is singleton, then $\mathcal{I}_j \setminus i = \emptyset$ and therefore $\mathbf{z}_{c,(i),j} = \emptyset$, $\mathbf{X}_{c,(i),j} = \emptyset$, $\pi_j(\mathbf{z}_{c,(i),j}) = \emptyset$ and $\pi_j^{-1}(\mathbf{X}_{c,(i),j}) = \emptyset$ for any permutation $\pi_j(\cdot)$.

vector of neighbors' treatment assignments $\mathbf{z}_{c,(i)}$ can be summarized by the m -dimensional¹² vector $\mathbf{g} \in \mathbb{Z}_{\geq 0}^m$ of the number of treated neighbors in each subset:

$$Y_{c,i}(z_{c,i}, \mathbf{z}_{c,(i),1}, \dots, \mathbf{z}_{c,(i),m}) \equiv Y_{c,i}(z_{c,i}, \underbrace{g_{c,1}, \dots, g_{c,m}}_{\mathbf{g}_{c,i}}),$$

for any $\mathbf{z}_{c,(i),j}$ that satisfies $\|\mathbf{z}_{c,(i),j}\|_1 = g_{c,j}$ with $g_{c,j} \in \{0, \dots, |\mathcal{I}_j \setminus i|\}$, where $\|\mathbf{z}_{c,(i),j}\|_1$ is the ℓ_1 norm of $\mathbf{z}_{c,(i),j}$.¹³ The number of potential outcomes can be significantly reduced by using $Y_{c,i}(z_{c,i}, \mathbf{g}_{c,i})$. When $m = 1$, the number of potential outcomes is reduced from 2^n to $2(n-1)$.

In what follows, we discuss the implication of Assumption 5 on the conditional outcome model, and introduce a corresponding conditional exchangeability assumption on the propensity model in Assumption 6. The conditional outcome model and propensity model are then used to estimate treatment effects in Section 3.

Given the conditional exchangeability of potential outcomes imposed in Assumption 5, it follows immediately that the unconfoundedness assumption in Assumption 3 continues to hold when using $Y_{c,i}(z, \mathbf{g})$ as the definition of potential outcomes:

$$Y_{c,i}(z, \mathbf{g}) \perp (Z_{c,i}, \mathbf{G}_{c,i}) \mid \mathbf{X}_c, \quad \forall c, i, z, \mathbf{g},$$

where $\mathbf{G}_{c,i} = (G_{c,i,1}, \dots, G_{c,i,m})$, and $G_{c,i,j} = \sum_{k \in \mathcal{I}_j \setminus i} Z_{c,k}$ is the number of treated neighbors of unit i in subset j in cluster c .¹⁴

We define the **conditional outcome model** as

$$\mu_{i,(z,\mathbf{g})}(\mathbf{X}_c) := \mathbb{E}[Y_{c,i}(z, \mathbf{g}) \mid X_{c,i}, \mathbf{X}_{c,(i),1}, \dots, \mathbf{X}_{c,(i),m}].$$

As shown in Lemma 1 in Appendix A, the conditional outcome model is well-defined and satisfies the following permutation *invariance* property over covariates:

$$\mu_{i,(z,\mathbf{g})}(\mathbf{X}_c) = \mathbb{E}[Y_{c,i}(z, \mathbf{g}) \mid X_{c,i}, \pi_1(\mathbf{X}_{c,(i),1}), \dots, \pi_m(\mathbf{X}_{c,(i),m})].$$

In other words, the effect of neighbors' covariates on unit i 's potential outcomes is invariant under permutations of all the neighbors in $\mathcal{I}_j \setminus i$. It is then possible to model the effect of $\mathbf{X}_{c,(i)}$ on $\mu_{i,(z,\mathbf{g})}(X_{c,i}, \mathbf{X}_{c,(i)})$ using the summary statistics of covariates $\mathbf{X}_{c,(i),j}$ in each subset j , such as the mean or second moment.

Note that in the definition of $\mu_{i,(z,\mathbf{g})}(\mathbf{X}_c)$, the covariates of neighbors in different subsets are allowed to affect the conditional outcome differently. This is what we referred to as the *second source of heterogeneity* in the introduction.

¹²When $m = n$, no units are exchangeable and we can identify $\mathbf{g}_{c,i}$ with the $(n-1)$ -dimensional vector $\mathbf{z}_{c,(i)}$ itself, instead of an n -dimensional vector with a trivial coordinate always equal to zero.

¹³In an extension in Section 7.2, we consider the case where a unit's potential outcomes may depend on some, but not all, units' treatment assignments within the same cluster.

¹⁴If $i \in \mathcal{I}_j$ and \mathcal{I}_j is singleton, then $\mathcal{I}_j \setminus i = \emptyset$ and $\sum_{k \in \mathcal{I}_j \setminus i} Z_{c,k} = 0$.

Under the conditional exchangeability framework, we define the **joint propensity model** as

$$p_{i,(z,\mathbf{g})}(\mathbf{X}_c) := P(Z_{c,i} = z, \mathbf{G}_{c,i} = \mathbf{g} \mid X_{c,i}, \mathbf{X}_{c,(i),1}, \dots, \mathbf{X}_{c,(i),m}).$$

Analogous to the above invariance property of the conditional outcome model under the conditional exchangeability framework, we state a similar condition for the propensity model.

Assumption 6 (Conditional Exchangeability of Propensity Models). *The joint propensity model satisfies*

$$p_{i,(z,\mathbf{g})}(\mathbf{X}_c) = P(Z_{c,i} = z, \mathbf{G}_{c,i} = \mathbf{g} \mid X_{c,i}, \pi_1(\mathbf{X}_{c,(i),1}), \dots, \pi_m(\mathbf{X}_{c,(i),m})),$$

where for each j , $\mathbf{X}_{c,(i),j}$ is the covariates of units in $\mathcal{I}_j \setminus i$, and $\pi_j(\cdot)$ is an arbitrary permutation.

Under Assumption 6, a unit's treatment assignment probability can be affected differently by the treatments of neighbors in distinct subsets, which we referred to as the *third source of heterogeneity*. The variation across subsets can be arbitrary through the use of vectorized \mathbf{g} . In addition, a unit's treatment assignment probability can also be affected differently by the covariates of neighbors in different subsets, which we referred to as the *fourth source of heterogeneity*.

For neighbors within the same subset, Assumption 6 assumes that the permutation invariance property holds for how their treatment assignments *and* covariates affect a unit's treatment. This invariance property is similar to the invariance of the conditional outcome model.

Note that we do not view Assumptions 5 and 6 as restrictive assumptions, since these two assumptions always hold for $m = n$ (the number of partitions equals to the cluster size). Rather, we view these two assumptions as a possible approach to leverage domain knowledge to simplify the definition and estimation of treatment effects.

Lastly, the overlap assumption in Assumption 4 can also be simplified to $0 < \underline{p} \leq p_{i,(z,\mathbf{g})}(\mathbf{X}_c) \leq \bar{p} < 1$ for any \mathbf{X}_c, i, z and \mathbf{g} under Assumptions 5 and 6. In practice, this overlap assumption can be harder to assess compared to the classical setting, due to the high dimensionality of treatment levels induced by interference. This problem is of independent interest and left for future works.

3 Treatment Effect Estimation under Conditional Exchangeability

In this section, we first lay out the heterogeneous causal estimands based on exchangeable subsets in Section 3.1, and then propose our estimators in Section 3.2.

3.1 Estimands

We focus on two types of interference-based estimands. The first one is the **average direct effect (ADE)** for units in subset \mathcal{I}_j , denoted as $\beta_j(\mathbf{g})$, that measures the average direct treatment

effect for units in \mathcal{I}_j , given that the number of treated neighbors in all subsets is \mathbf{g} :

$$\beta_j(\mathbf{g}) := \frac{1}{|\mathcal{I}_j|} \sum_{i \in \mathcal{I}_j} \mathbb{E}[Y_{c,i}(1, \mathbf{g}) - Y_{c,i}(0, \mathbf{g})]. \quad (4)$$

The second one is the **average spillover effect (ASE)** for units in subset \mathcal{I}_j , denoted as $\tau_j(z, \mathbf{g}, \mathbf{g}')$, that measures the average difference in mean outcomes for units in \mathcal{I}_j when the number of treated neighbors is $\mathbf{G}_{c,i} = \mathbf{g}$ versus when $\mathbf{G}_{c,i} = \mathbf{g}'$, and when unit i 's own treatment is $Z_{c,i} = z$:

$$\tau_j(z, \mathbf{g}, \mathbf{g}') := \frac{1}{|\mathcal{I}_j|} \sum_{i \in \mathcal{I}_j} \mathbb{E}[Y_{c,i}(z, \mathbf{g}) - Y_{c,i}(z, \mathbf{g}')]. \quad (5)$$

ADE $\beta_j(\mathbf{g})$ relates to ASE $\tau_j(z, \mathbf{g}, \mathbf{g}')$ through the equality¹⁵

$$\beta_j(\mathbf{g}) + \tau_j(0, \mathbf{g}, \mathbf{g}') = \beta_j(\mathbf{g}') + \tau_j(1, \mathbf{g}, \mathbf{g}').$$

and when $\mathbf{g}' = \mathbf{0}$ and $\|\mathbf{g}\|_1 = n - 1$, the sum on the left can be interpreted as a “total treatment effect” for units in subset j (Chin, 2018; Sävje et al., 2021).

In the household example (Figure 1a) with $m = 2$, if \mathcal{I}_1 and \mathcal{I}_2 are the sets of parents and children, respectively, then $\beta_{\text{child}}((g_1, g_2))$ measures the ADE for children, given g_1 treated parents and g_2 treated siblings. $\tau_{\text{child}}(0, (g_1, g_2), (0, g_2))$ measures the ASE from g_1 treated parents to a child, given the child is untreated and has g_2 treated siblings.

Our definitions of ADE and ASE are analogous to the direct and spillover effects defined in Tchetgen and VanderWeele (2012); Liu et al. (2016); Barkley et al. (2020); Park and Kang (2020); Forastiere et al. (2020); Vazquez-Bare (2022). A key distinction is that we define ADE and ASE as averages over units in a specific subset, while prior works primarily focus on marginal effects over all units. When there is a natural and interpretable partition of clusters, e.g., into parents vs. children, or female vs. male, our framework allows for the identification of *heterogeneous* ADE and ASE across different subsets or types of units.¹⁶ This is important in many applications, e.g., when we want to design better treatment targeting rules based on the estimated treatment effects for different types of units from observational data.

Remark 2 (Aggregate Estimands). We may also be interested in treatment effects that aggregate over *multiple* $\beta_j(\mathbf{g})$ or $\tau_j(z, \mathbf{g}, \mathbf{g}')$. One class of such effects aggregates over multiple types of units

¹⁵ADE and ASE are special cases of the more general class of estimands

$$\psi_j(z, \mathbf{g}) - \psi_j(z', \mathbf{g}') = \frac{1}{|\mathcal{I}_j|} \sum_{i \in \mathcal{I}_j} \mathbb{E}[Y_{c,i}(z, \mathbf{g}) - Y_{c,i}(z', \mathbf{g}')], \quad (6)$$

for which our proposed estimators and their asymptotic properties can be directly generalized. See Appendix A.

¹⁶These subsets were defined in Section 2.2 to model heterogeneities in interference. Although here they serve the dual function of characterizing heterogeneities in treatment effects, in general, interference and treatment effects do not have to depend on the same heterogeneity structure (partition).

(i.e., over j), such as (whenever \mathbf{g} is feasible for all $j \in \mathcal{J}$),

$$\beta_{\mathcal{J}}(\mathbf{g}) := \frac{1}{|\cup_{j \in \mathcal{J}} \mathcal{I}_j|} \sum_{i \in \cup_{j \in \mathcal{J}} \mathcal{I}_j} \mathbb{E}[Y_{c,i}(1, \mathbf{g}) - Y_{c,i}(0, \mathbf{g})], \quad \mathcal{J} \subset \{1, \dots, m\}.$$

For example, if $\mathcal{J} = \{1, \dots, m\}$, then $\beta_{\mathcal{J}}(\mathbf{g})$ is the average direct effect of all units in a cluster. When $m = 1$, $\beta_{\mathcal{J}}(\mathbf{g})$ further reduces to the ADE in previous works that rely on full exchangeability assumptions. Alternatively, we may be interested in aggregating over different \mathbf{g} . For example, for $\omega(\mathbf{g})$ satisfying $\sum_{\mathbf{g} \in \mathcal{G}} \omega(\mathbf{g}) = 1$ for some collection \mathcal{G} of \mathbf{g} , we can define the aggregate quantity

$$\beta_j(\mathcal{G}) := \sum_{\mathbf{g} \in \mathcal{G}} \omega(\mathbf{g}) \cdot \beta_j(\mathbf{g}).$$

When \mathcal{G} is the set of all possible \mathbf{g} for units of type j , this estimand can be viewed as a natural analogue of the classical ATE under interference. Finally, we may aggregate over both $j \in \mathcal{J}$ and $\mathbf{g} \in \mathcal{G}$. An important example is the direct effect defined under the α -allocation strategy (Tchetgen and VanderWeele, 2012). This is the special case with $m = n$, $\mathcal{J} = \{1, \dots, m\}$, $\mathcal{G} = \{0, 1\}^{n-1}$, and $\omega(\mathbf{g}) = \alpha^{\|\mathbf{g}\|_1} \cdot (1 - \alpha)^{n-1-\|\mathbf{g}\|_1}$. In this paper, we primarily focus on the estimation of $\beta_j(\mathbf{g})$ (and $\tau_j(z, \mathbf{g}, \mathbf{g}')$), which are not only of interest themselves, but also serve as important building blocks in the *unbiased* and *efficient* estimation of the above aggregate causal effects. We will discuss this in detail in Section 4.2. An important implication of our analysis is that previous estimation strategies proposed for estimands based on the α -allocation strategy may not always be efficient.

Remark 3 (Conditional Average Treatment Effects (CATE)). Our estimands are related to CATEs that treat $\mathbf{G}_{c,i}$ as additional “covariates”, but are conceptually very different. Methods for CATE can identify $\mathbb{E}[Y_{c,i}(1, \mathbf{g}) - Y_{c,i}(0, \mathbf{g}) \mid \mathbf{G}_{c,i} = \mathbf{g}]$ which is closely related to $\mathbb{E}[Y_{c,i}(1, \mathbf{g}) - Y_{c,i}(0, \mathbf{g})]$ used in the definition of $\beta_j(\mathbf{g})$. In this paper, we make a clear distinction between these two expectations, as their values can be quite different due to correlated and non-random treatment assignments of unit i and its neighbors. In Section 5, we show that overlooking this difference in CATE-based methods can lead to large estimation errors of $\beta_j(\mathbf{g})$ and overly wide confidence intervals for $\beta_j(\mathbf{g})$.

3.2 Estimators

Motivated by the AIPW estimators in the classical observational setting without interference (Robins et al., 1994, 1995), we propose the generalized AIPW estimators for $\beta_j(\mathbf{g})$ and $\tau_j(z, \mathbf{g}, \mathbf{g}')$:

$$\hat{\beta}_j^{\text{aipw}}(\mathbf{g}) = \hat{\psi}_j(1, \mathbf{g}) - \hat{\psi}_j(0, \mathbf{g}) \tag{7}$$

$$\hat{\tau}_j^{\text{aipw}}(z, \mathbf{g}, \mathbf{g}') = \hat{\psi}_j(z, \mathbf{g}) - \hat{\psi}_j(z, \mathbf{g}'), \tag{8}$$

where

$$\hat{\psi}_j(z, \mathbf{g}) = \frac{1}{M|\mathcal{I}_j|} \sum_{c=1}^M \sum_{i \in \mathcal{I}_j} \hat{\phi}_{c,i}(z, \mathbf{g})$$

and $\hat{\phi}_{c,i}(z, \mathbf{g})$ is the estimated score of unit i in cluster c and is defined as

$$\hat{\phi}_{c,i}(z, \mathbf{g}) = \underbrace{\frac{\mathbf{1}\{Z_{c,i} = z, \mathbf{G}_{c,i} = \mathbf{g}\} Y_{c,i}}{\hat{p}_{i,(z,\mathbf{g})}(\mathbf{X}_c)}}_{\text{IPW}} + \underbrace{\left(1 - \frac{\mathbf{1}\{Z_{c,i} = z, \mathbf{G}_{c,i} = \mathbf{g}\}}{\hat{p}_{i,(z,\mathbf{g})}(\mathbf{X}_c)}\right)}_{\text{augmentation}} \cdot \hat{\mu}_{i,(z,\mathbf{g})}(\mathbf{X}_c), \quad (9)$$

$\hat{p}_{i,(z,\mathbf{g})}(\mathbf{X}_c)$ and $\hat{\mu}_{i,(z,\mathbf{g})}(\mathbf{X}_c)$ are unit i 's estimated joint propensity and conditional outcome models.

Analogous to the AIPW in the classical setting (Robins et al., 1994, 1995), both $\hat{\beta}_j^{\text{aipw}}(\mathbf{g})$ and $\hat{\tau}_j^{\text{aipw}}(z, \mathbf{g}, \mathbf{g}')$ can be decomposed into two parts: the first part is the generalized IPW estimator, and the second part is an augmentation term that is a weighted average of conditional outcomes. As a result, the doubly robust property of the classical AIPW estimator carries over to $\hat{\beta}_j^{\text{aipw}}(\mathbf{g})$ and $\hat{\tau}_j^{\text{aipw}}(z, \mathbf{g}, \mathbf{g}')$, as will be shown in Theorem 1 in Section 4. Double robustness means that the estimated average treatment effect is consistent if either the outcome model or the propensity model can be consistently estimated (e.g., Robins et al. (1994); Scharfstein et al. (1999); Kang et al. (2007); Tsiatis and Davidian (2007)).

We first discuss the estimation of the conditional outcome models $\mu_{i,(z,\mathbf{g})}(\mathbf{x})$ and joint propensity models $p_{i,(z,\mathbf{g})}(\mathbf{x})$, for generic $\mathbf{x} \in \mathbb{R}^{n \times d_x}$ and $i \in \{1, \dots, n\}$, using nonparametric series estimators (a.k.a. sieve estimators) (Newey, 1997; Chen, 2007; Hirano et al., 2003; Cattaneo, 2010), on which our asymptotic results in Section 4 are built. Sieve estimators are a sequence of estimators that progressively use more basis functions and more complex models to approximate $\mu_{i,(z,\mathbf{g})}(\mathbf{x})$ and $p_{i,(z,\mathbf{g})}(\mathbf{x})$. Let $\{r_k(\mathbf{x})\}_{k=1}^\infty$ be such a sequence of known functions (e.g., polynomials). In the sequence of estimators for $\mu_{i,(z,\mathbf{g})}(\mathbf{x})$, let $\hat{\mu}_{i,K,(z,\mathbf{g})}(\mathbf{x})$ be the estimator that uses the first K approximation functions $R_K(\mathbf{x}) = \begin{pmatrix} r_1(\mathbf{x}) & \dots & r_K(\mathbf{x}) \end{pmatrix}^\top$ and takes the form of

$$\hat{\mu}_{i,K,(z,\mathbf{g})}(\mathbf{x}) = R_K(\mathbf{x})^\top \hat{\boldsymbol{\theta}}_{i,K,(z,\mathbf{g})},$$

where $\hat{\boldsymbol{\theta}}_{i,K,(z,\mathbf{g})}$ is estimated from the ordinary least squares estimator, using the outcomes of the i -th units across all clusters c that satisfy $Z_{c,i} = z$ and $\mathbf{G}_{c,i} = \mathbf{g}$. See (26) in Appendix B.1 for the formula to obtain $\hat{\boldsymbol{\theta}}_{i,K,(z,\mathbf{g})}$. Intuitively, $\hat{\mu}_{i,K,(z,\mathbf{g})}(\mathbf{x})$ better approximates $\mu_{i,(z,\mathbf{g})}(\mathbf{x})$ as K increases.

Similarly, in the sequence of estimators for $p_{i,(z,\mathbf{g})}(\mathbf{x})$, let $\hat{p}_{i,K,(z,\mathbf{g})}(\mathbf{x})$ be the estimator that uses K approximation functions, i.e., (a possibly different) $R_K(\mathbf{x})$, and satisfies

$$\ln \frac{\hat{p}_{i,K,(z,\mathbf{g})}(\mathbf{x})}{\hat{p}_{i,K,(0,0)}(\mathbf{x})} = R_K(\mathbf{x})^\top \hat{\boldsymbol{\gamma}}_{i,K,(z,\mathbf{g})},$$

where $p_{i,(0,0)}(\mathbf{x})$ is chosen as the ‘‘pivot’’ for identification purposes, and $\hat{\boldsymbol{\gamma}}_{i,K,(z,\mathbf{g})}$ maximizes the log-likelihood function using the treatment assignments of the i -th units across all clusters c that

satisfy $Z_{c,i} \in \{z, 0\}$ and $\mathbf{G}_{c,i} \in \{\mathbf{g}, \mathbf{0}\}$. See (27) in Appendix B.1 for the objective function for $\hat{\gamma}_{i,K,(z,\mathbf{g})}$.

Remark 4 (Alternative Estimators). We focus on nonparametric series estimators which require few functional form assumptions on the propensity and outcome models, and enjoy estimation consistency properties. In practice, one could consider alternative parametric or nonparametric estimators, such as matching, kernel regression, and random forests, for the propensity and outcome models. It is possible to generalize our results in Section 4.1 to some of these alternative estimators, as long as the estimated conditional outcome and propensity models satisfy certain rate conditions. In Appendix B.2, we discuss some parametric simplifications of the estimation problem. In particular, when n or m are large so that there is a large number of pairs of (z, \mathbf{g}) , estimating a separate model $\hat{p}_{i,(z,\mathbf{g})}(\mathbf{X}_c)$ and $\hat{\mu}_{i,(z,\mathbf{g})}(\mathbf{X}_c)$ for each (z, \mathbf{g}) can be infeasible. In this case, one may consider a universal propensity model $p(\mathbf{X}_c, z, \mathbf{g})$ and conditional outcome model $\mu(\mathbf{X}_c, z, \mathbf{g})$ for all i, z, \mathbf{g} .

4 Main Results

In this section, we first show that our generalized AIPW estimators are doubly robust, asymptotically normal, and semiparametric efficient in Section 4.1. Then we show a bias-variance tradeoff between the robustness to heterogeneous interference and the efficiency loss in treatment effect estimation in Section 4.2. To enable valid inference without requiring consistency for both $\hat{p}_{i,(z,\mathbf{g})}(\mathbf{X}_c)$ and $\hat{\mu}_{i,(z,\mathbf{g})}(\mathbf{X}_c)$, we propose matching-based feasible variance estimators in Section 4.3. Lastly, we discuss hypothesis tests for heterogeneity of treatment effects and interference in Section 4.4, based on which we propose procedures to select the appropriate conditional exchangeability structure without relying on domain knowledge. For exposition, we present our results for ADE $\beta_j(\mathbf{g})$ in this section. The results for ASE $\tau_j(z, \mathbf{g}, \mathbf{g}')$ and general causal estimands $\psi_j(z, \mathbf{g}) - \psi_j(z', \mathbf{g}')$ are conceptually the same, and are provided in Corollary 1 and Theorem 6 in Appendix A.2.

4.1 Asymptotic Results

We first show that, in our general setting where SUTVA is violated and interference is heterogeneous, our AIPW estimators are doubly robust in the sense that they are consistent if at least one of the estimated propensity and outcome models are *uniformly* consistent. In particular, if either the propensity or the outcome model is estimated from the sieve estimator in Section 3.2 and regularity conditions in Assumption 7 in Appendix B.1 hold, then our AIPW estimators are consistent.

Theorem 1 (Consistency, ADE). *Suppose Assumptions 1-6 hold. As $M \rightarrow \infty$, for any z and \mathbf{g} , if either the estimated joint propensity $\hat{p}_{i,(z,\mathbf{g})}(\mathbf{X}_c)$ or the estimated outcome $\hat{\mu}_{i,(z,\mathbf{g})}(\mathbf{X}_c)$ is uniformly consistent in \mathbf{X}_c , then the AIPW estimators are consistent, i.e.,*

$$\hat{\beta}_j^{\text{aipw}}(\mathbf{g}) \xrightarrow{P} \beta_j(\mathbf{g}). \quad (10)$$

In particular, if at least one of $\hat{p}_{i,(z,\mathbf{g})}(\mathbf{X}_c)$ and $\hat{\mu}_{i,(z,\mathbf{g})}(\mathbf{X}_c)$ is estimated from the sieve estimators in Section 3.2 and the regularity conditions in Assumption 7 in Appendix B.1 hold, then (10) holds.

The key challenge in showing Theorem 1 is that for any two units i and i' in cluster c , $(X_{c,i}, Y_{c,i}, Z_{c,i})$ and $(X_{c,i'}, Y_{c,i'}, Z_{c,i'})$ are correlated, and consequently the estimated scores of these two units, $\hat{\phi}_{c,i}(z, \mathbf{g})$ and $\hat{\phi}_{c,i'}(z, \mathbf{g})$, used in the AIPW estimators are correlated. Therefore, the independence assumption of units, which is commonly used to show the doubly robust property (Robins et al., 1994), is violated. However, from Assumption 1, the correlation is limited to the units within a cluster, and for units i and i' that are in two distinct clusters c and c' , $(X_{c,i}, Y_{c,i}, Z_{c,i})$ and $(X_{c',i'}, Y_{c',i'}, Z_{c',i'})$ are independent. Using this property, we can show that the AIPW estimators are consistent even with correlated observations within a cluster, as long as the number of clusters M grows to infinity.¹⁷

Next we derive the asymptotic distribution of $\hat{\beta}_j^{\text{aipw}}(\mathbf{g})$. Even though the correlation among units within a cluster does not affect consistency, it affects the asymptotic variance of $\hat{\beta}_j^{\text{aipw}}(\mathbf{g})$. In Theorem 2, we provide the semiparametric efficiency bound for $\beta_j(\mathbf{g})$ in the case of correlated observations, and we show that $\hat{\beta}_j^{\text{aipw}}(\mathbf{g})$ is asymptotically normal and attains this efficiency bound.

Theorem 2 (Asymptotic Normality and Semiparametric Efficiency, ADE). *Suppose Assumptions 1-7 hold, then $\hat{\beta}_j^{\text{aipw}}(\mathbf{g})$ is asymptotically normal. If, in addition, for any c ,*

$$Y_{c,i}(Z_{c,i}, \mathbf{Z}_{c,(i)}) \perp Y_{c,i'}(Z_{c,i'}, \mathbf{Z}_{c,(i')}) \mid \mathbf{Z}_c, \mathbf{X}_c, \quad \forall i \neq i'. \quad (11)$$

As $M \rightarrow \infty$, for any subset j and neighbors' treatment \mathbf{g} , we have

$$\sqrt{M}(\hat{\beta}_j^{\text{aipw}}(\mathbf{g}) - \beta_j(\mathbf{g})) \xrightarrow{d} \mathcal{N}(0, V_{j,\mathbf{g}}),$$

where $V_{j,\mathbf{g}}$ is the semiparametric efficiency bound for $\beta_j(\mathbf{g})$, and can be decomposed into

$$V_{j,\mathbf{g}} = V_{j,\mathbf{g},\text{var}} + V_{j,\mathbf{g},\text{cov}},$$

where the first term $V_{j,\mathbf{g},\text{var}}$ is analogous to the classical efficiency bound and is defined as

$$V_{j,\mathbf{g},\text{var}} = \frac{1}{|\mathcal{I}_j|^2} \sum_{i \in \mathcal{I}_j} \mathbb{E} \left[\frac{\sigma_{i,(1,\mathbf{g})}^2(\mathbf{X}_c)}{p_{i,(1,\mathbf{g})}(\mathbf{X}_c)} + \frac{\sigma_{i,(0,\mathbf{g})}^2(\mathbf{X}_c)}{p_{i,(0,\mathbf{g})}(\mathbf{X}_c)} + (\beta_{i,\mathbf{g}}(\mathbf{X}_c) - \beta_{i,\mathbf{g}})^2 \right], \quad (12)$$

and the second term $V_{j,\mathbf{g},\text{cov}}$ is unique to our problem that quantifies the effect of interference on estimation efficiency, and is defined as

$$V_{j,\mathbf{g},\text{cov}} = \frac{1}{|\mathcal{I}_j|^2} \sum_{i,i' \in \mathcal{I}_j, i \neq i'} \mathbb{E} [(\beta_{i,\mathbf{g}}(\mathbf{X}_c) - \beta_{i,\mathbf{g}})(\beta_{i',\mathbf{g}}(\mathbf{X}_c) - \beta_{i',\mathbf{g}})], \quad (13)$$

¹⁷Alternatively, we can show that AIPW estimators constructed from matching-based estimators $\hat{\mu}_{i,(z,\mathbf{g})}(\mathbf{X}_c)$ of $\mu_{i,(z,\mathbf{g})}(\mathbf{X}_c)$ and kernel regression estimators $\hat{p}_{i,(z,\mathbf{g})}(\mathbf{X}_c)$ of $p_{i,(z,\mathbf{g})}(\mathbf{X}_c)$ (see Section 4.3 for details) are consistent, even though $\hat{\mu}_{i,(z,\mathbf{g})}(\mathbf{X}_c)$ and $\hat{p}_{i,(z,\mathbf{g})}(\mathbf{X}_c)$ are only (uniformly) asymptotically unbiased instead of consistent.

where $\sigma_{i,(z,\mathbf{g})}^2(\mathbf{X}_c) = \text{Var}[Y_{c,i}(z, \mathbf{g}) \mid \mathbf{X}_c]$, $\mu_{i,(z,\mathbf{g})} = \mathbb{E}[Y_{c,i}(z, \mathbf{g})]$, $\beta_{i,\mathbf{g}}(\mathbf{X}_c) = \mu_{i,(1,\mathbf{g})}(\mathbf{X}_c) - \mu_{i,(0,\mathbf{g})}(\mathbf{X}_c)$ and $\beta_{i,\mathbf{g}} = \mu_{i,(1,\mathbf{g})} - \mu_{i,(0,\mathbf{g})}$.

The convergence rate of $\beta_j^{\text{aipw}}(\mathbf{g})$ is \sqrt{M} because there are M independent clusters. As units within a cluster are dependent, we will show that a valid influence function should be defined at the *cluster* level, rather than at the individual level as in the classical setting without interference (Hahn, 1998). Specifically, let $\phi_{j,\mathbf{g}}(\mathbf{Y}_c, \mathbf{Z}_c, \mathbf{X}_c)$ be the influence function for $\beta_j(\mathbf{g})$. We show in the proof of Theorem 2 that a valid influence function takes the form of

$$\phi_{j,\mathbf{g}}(\mathbf{Y}_c, \mathbf{Z}_c, \mathbf{X}_c) = \frac{1}{|\mathcal{I}_j|} \sum_{i \in \mathcal{I}_j} [\phi_{c,i}(1, \mathbf{g}) - \phi_{c,i}(0, \mathbf{g}) - \beta_{i,\mathbf{g}}] \quad \forall j, \forall \mathbf{g},$$

where $\phi_{c,i}(z, \mathbf{g})$ is the score of unit i in cluster c and is the population version of $\hat{\phi}_{c,i}(z, \mathbf{g})$ defined in (9).¹⁸ Using this influence function, we can show that $\hat{\beta}_j^{\text{aipw}}(\mathbf{g})$ is asymptotically linear, i.e.,

$$\sqrt{M}(\hat{\beta}_j^{\text{aipw}}(\mathbf{g}) - \beta_j(\mathbf{g})) = \frac{1}{\sqrt{M}} \sum_{i=1}^M \phi_{j,\mathbf{g}}(\mathbf{Y}_c, \mathbf{Z}_c, \mathbf{X}_c) + o_P(1).$$

Therefore, the convergence rate of $\hat{\beta}_j^{\text{aipw}}(\mathbf{g})$ is \sqrt{M} , and $\hat{\beta}_j^{\text{aipw}}(\mathbf{g})$ attains the efficiency bound, where the efficiency bound $V_{j,\mathbf{g}}$ equals to the second moment of $\phi_{j,\mathbf{g}}(\mathbf{Y}_c, \mathbf{Z}_c, \mathbf{X}_c)$.

Theorem 2 states that $V_{j,\mathbf{g}}$ can be decomposed into two terms, $V_{j,\mathbf{g},\text{var}}$ and $V_{j,\mathbf{g},\text{cov}}$. The term $V_{j,\mathbf{g},\text{var}}$ scales with $1/|\mathcal{I}_j|$ and is equal to the average of

$$\mathbb{E} \left[(\phi_{c,i}(1, \mathbf{g}) - \phi_{c,i}(0, \mathbf{g}) - \beta_{i,\mathbf{g}})^2 \right]$$

over units $i \in \mathcal{I}_j$, and is analogous to the efficiency bound derived in Hahn (1998) and Hirano et al. (2003) under SUTVA.

In contrast, the term $V_{j,\mathbf{g},\text{cov}}$ is unique to our problem and comes from the the interference between units. $V_{j,\mathbf{g},\text{cov}}$ scales with the average of

$$\sigma_{i,i'} := \mathbb{E} \left[(\phi_{c,i}(1, \mathbf{g}) - \phi_{c,i}(0, \mathbf{g}) - \beta_{i,\mathbf{g}}) (\phi_{c,i'}(1, \mathbf{g}) - \phi_{c,i'}(0, \mathbf{g}) - \beta_{i',\mathbf{g}}) \right]$$

over any two distinct units i and i' in \mathcal{I}_j , where the above term has the interpretation of the ‘‘covariance’’ between i and i' . From the expression of $V_{j,\mathbf{g},\text{cov}}$ in Theorem 2, $\sigma_{i,i'}$ is equal to the covariance between the direct effects of i and i' conditional on \mathbf{X}_c , i.e.,

$$\sigma_{i,i'} = \mathbb{E} \left[(\beta_{i,\mathbf{g}}(\mathbf{X}_c) - \beta_{i,\mathbf{g}}) (\beta_{i',\mathbf{g}}(\mathbf{X}_c) - \beta_{i',\mathbf{g}}) \right].$$

Interestingly, both $\sigma_{i,i'}$ and $V_{j,\mathbf{g},\text{cov}}$ do not depend on the propensity scores of i and i' , even though the score $\phi_{c,i}(z, \mathbf{g})$ does. The reason for this property is as follows. With some rearrangements, one can show that the terms in $\phi_{c,i}(z, \mathbf{g})$ related to the propensity score takes the form of $\frac{\mathbf{1}\{Z_{c,i}=z, \mathbf{G}_{c,i}=\mathbf{g}\}}{p_{i,(z,\mathbf{g})}(\mathbf{X}_c)}$.

¹⁸ $\phi_{c,i}(z, \mathbf{g})$ equals to $\hat{\phi}_{c,i}(z, \mathbf{g})$ with $\hat{p}_{i,(z,\mathbf{g})}(\mathbf{X}_c)$ and $\hat{\mu}_{i,(z,\mathbf{g})}(\mathbf{X}_c)$ replaced by $p_{i,(z,\mathbf{g})}(\mathbf{X}_c)$ and $\mu_{i,(z,\mathbf{g})}(\mathbf{X}_c)$.

$(Y_{c,i} - \mu_{i,(z,\mathbf{g})}(\mathbf{X}_c))$. One can use (11) to show that the residual $Y_{c,i} - \mu_{i,(z,\mathbf{g})}(\mathbf{X}_c)$ of unit i is conditionally independent of the residual of unit i' given \mathbf{X}_c . Therefore, the terms related to the propensity score for any two units are uncorrelated, which explains why both $\sigma_{i,i'}$ and $V_{j,\mathbf{g},\text{cov}}$ do not depend on propensity scores. Remark 5 discusses (11) in more detail.

In some special cases, $\sigma_{i,i'}$ is zero for distinct i and i' . For example, if $\beta_{i,\mathbf{g}}(\mathbf{X}_c) = \beta_{i,\mathbf{g}}$ for all \mathbf{X}_c , then $\sigma_{i,i'} = 0$. Moreover, if $\beta_{i,\mathbf{g}}(\mathbf{X}_c)$ and $\beta_{i',\mathbf{g}}(\mathbf{X}_c)$ are independent conditional on \mathbf{X}_c , then $\sigma_{i,i'} = 0$, which can happen when $\beta_{i,\mathbf{g}}(\mathbf{X}_c)$ depends only on $X_{c,i}$ but not on $\mathbf{X}_{c,(i)}$, and $X_{c,i}$ are independent across i (see Remark 1). Note that for all the cases where $\sigma_{i,i'} = 0$, we do not prohibit *treatments* to be correlated and dependent on \mathbf{X}_c , since $\sigma_{i,i'}$ does not depend on propensity scores.

If $\sigma_{i,i'} = 0$ for all distinct i and i' , then $V_{j,\mathbf{g},\text{cov}} = 0$ and $V_{j,\mathbf{g}} = V_{j,\mathbf{g},\text{var}}$. Furthermore, if units within a cluster are i.i.d. and we set $m = 1$, then $V_{j,\mathbf{g}}$ equals to

$$V_{j,\mathbf{g}} = V_{j,\mathbf{g},\text{var}} = \frac{1}{n} \cdot \mathbb{E} \left[\frac{\sigma_{i,(1,\mathbf{g})}^2(\mathbf{X}_c)}{p_{i,(1,\mathbf{g})}(\mathbf{X}_c)} + \frac{\sigma_{i,(0,\mathbf{g})}^2(\mathbf{X}_c)}{p_{i,(0,\mathbf{g})}(\mathbf{X}_c)} + (\beta_{i,\mathbf{g}}(\mathbf{X}_c) - \beta_{i,\mathbf{g}})^2 \right],$$

which is identical to the efficiency bound in Hahn (1998) divided by n . The factor n adjusts the convergence rate $\sqrt{N} = \sqrt{Mn}$ in Hahn (1998) to the convergence rate \sqrt{M} in Theorem 2.

At the other extreme, $V_{j,\mathbf{g},\text{cov}}$ is maximized when the conditional direct effects for units in a cluster are perfectly correlated, i.e., $\beta_{i,\mathbf{g}}(\mathbf{X}_c) = \beta_{i',\mathbf{g}}(\mathbf{X}_c)$, for all distinct i and i' , but are not constant. In this case, the effective sample size is minimized at M , which is the least efficient case.

Remark 5 (Condition (11)). In Theorem 2, condition (11) in Theorem 2 states that outcomes of any two units in a cluster are independent *conditional* on \mathbf{Z}_c and \mathbf{X}_c . This condition is similar to the assumption of independent error terms in linear models. Essentially, it requires that the available covariates capture enough information about units so that no unobserved variables can cause correlations in outcomes between different units. In some applications, we may be concerned that there are unobserved variables that invalidate (11). In this case, Theorem 2 can still hold, but with a more complicated form of $V_{j,\mathbf{g},\text{cov}}$ containing the covariance between the residual $Y_{c,i} - \mu_{i,(z,\mathbf{g})}(\mathbf{X}_c)$ of two units. The propensity scores will then play a role in $V_{j,\mathbf{g},\text{cov}}$.

4.2 Robustness to Heterogeneous Interference vs. Estimation Efficiency: a Bias-Variance Tradeoff

In this section, we formally demonstrate that the specification of interference structures discussed in Section 2.2 induces a bias-variance tradeoff in treatment effect estimation. We start with a simple example to illustrate the intuition. Suppose we are interested in estimating the average treatment effect from observational data for a population with a clustering structure, and we suspect that there *may* be (homogeneous) interference within clusters. In this case, we can set $m = 1$ in our

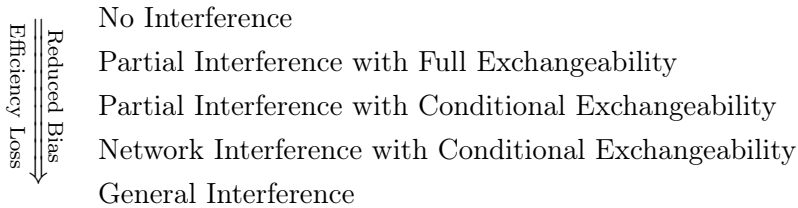
conditional exchangeability framework and define the overall average treatment effect as¹⁹

$$\beta := \sum_{g_1=0}^{n-1} P(g_1) \cdot \beta_1(g_1), \quad (14)$$

where $P(g_1) := P(G_{c,i} = g_1)$ is the marginal probability of unit i having g_1 treated neighbors that is assumed to be the same for all i here. We can consistently estimate β by estimating the direct effect $\beta_1(g_1)$ with AIPW estimators and the marginal probability $P(g_1)$ with empirical probability for each g_1 , and plugging them into the sum. We refer to this estimator as the plug-in estimator.

If, however, there is in fact *no* interference among units and hence SUTVA holds, then $\beta_1(g_1) = \beta$ for all g_1 , where β can be interpreted as the classical average treatment effect (e.g., Imbens and Rubin (2015)).²⁰ In this case, the conventional AIPW estimator (e.g., Robins et al. (1994)) for β is also consistent. Additionally, it is semiparametric efficient, and is therefore more efficient than the plug-in estimator in general. On the other hand, if there is indeed homogeneous interference, then in general only the plug-in estimator is consistent for β .²¹

We propose that this tradeoff between estimation bias and efficiency holds for a more general *hierarchy* of interference structures on which estimators are built:



Specifically, let us consider two estimation approaches: one is a sophisticated estimation approach (like the plug-in estimator) that accounts for possible complex interference structures, and the other one is a naive approach (like the conventional AIPW estimator) that neglects such potential interference. Intuitively, the sophisticated approach generally has less bias than the naive approach in the presence of complex interference, but is generally less efficient when the true interference structure is simple.

In this section, we formally show the tradeoff among the top three levels in the hierarchy above, for which we have fully understood the asymptotic theory. To start, let us consider two *nested* candidate partitions of a cluster. The first partition is $\mathcal{I}_1, \dots, \mathcal{I}_m$, which is a granular partition. The second partition is $\mathcal{I}'_1, \dots, \mathcal{I}'_\ell$, for $0 \leq \ell < m$, which combines some of the subsets in the first partition together and is a coarse partition. $\ell = 1$ denotes homogeneous interference (i.e., second

¹⁹When all units are i.i.d. and also independent of the clustering structure, this effect β has a simpler representation $\mathbb{E}[Y_{c,i}(1, G_{c,i}) - Y_{c,i}(0, G_{c,i})]$, which is a direct generalization of the classical average treatment effect.

²⁰Under SUTVA, the potential outcomes can be written as $Y_{c,i}(z)$ for $z \in \{0, 1\}$ and $\beta = \frac{1}{n} \sum_{i=1}^n \mathbb{E}[Y_{c,i}(1) - Y_{c,i}(0)]$. If $(X_{c,i}, Y_{c,i}, Z_{c,i})$ is randomly sampled from the same superpopulation for all i , then $\beta = \mathbb{E}[Y_{c,i}(1) - Y_{c,i}(0)]$, which is identical to the classical definition of average treatment effects (e.g., Imbens and Rubin (2015)).

²¹When SUTVA fails, the conventional AIPW estimator is a consistent estimator of β only under some special settings, e.g., completely random treatment assignments (Sävje et al., 2021), which are generally not satisfied in observational studies, the primary settings studied in this paper.

level in the hierarchy) for the second partition. $\ell = 0$ is used to denote no interference (i.e., the top level in the hierarchy). This setup thus includes all of the top three levels of interference structure.

Given a vector of neighbors' treatments $\mathbf{z}_{c,(i)} \in \{0, 1\}^{n-1}$ for any c, i , let $\mathbf{g} \in \mathbb{Z}_{\geq 0}^m$ be the number of treated neighbors (calculated using $\mathbf{z}_{c,(i)}$) in each of the m subsets in $\mathcal{I}_1, \dots, \mathcal{I}_m$, and $\mathbf{h} \in \mathbb{Z}_{\geq 0}^\ell$ be the number of treated neighbors in each of the ℓ subsets in $\mathcal{I}'_1, \dots, \mathcal{I}'_\ell$, for $0 \leq \ell < m$. Note that since the two partitions are nested, i.e., the second partition combines some of the subsets in the first partition together, \mathbf{g} and \mathbf{h} are related through the following binary matrix $A = [A_{kj}] \in \{0, 1\}^{\ell \times m}$:

$$\sum_{k=1}^{\ell} \sum_{j=1}^m A_{kj} = m \quad \text{and} \quad \mathbf{h} = A \cdot \mathbf{g}.$$

For example, if $\ell = 1$, then $A = \mathbf{1}_{1 \times m}$ is a $1 \times m$ vector of ones, and \mathbf{h} is the scalar that equals to the total number of treated neighbors, i.e., $\mathbf{h} = \mathbf{1}_{1 \times m} \cdot \mathbf{g} = \sum_{j=1}^m g_j$. If $\ell = m$, then $A = \mathbf{I}_{m \times m}$ is the $m \times m$ identity matrix, and \mathbf{h} equals to \mathbf{g} , i.e., $\mathbf{h} = \mathbf{I}_{m \times m} \cdot \mathbf{g}$.

Note that the mapping from \mathbf{g} to \mathbf{h} is a many-to-one mapping, so we use $\mathcal{G}_A(\mathbf{h}) = \{\mathbf{g} : \mathbf{h} = A\mathbf{g}\}$ to denote the set of all \mathbf{g} that map to \mathbf{h} . If $\ell = 1$, then \mathbf{h} is a scalar and $\mathcal{G}_A(\mathbf{h})$ denotes all possible \mathbf{g} that satisfy $\|\mathbf{g}\|_1 = \mathbf{h}$. If $\ell = 0$, we let $\mathcal{G}_A(\mathbf{h})$ denote all possible values of \mathbf{g} .²²

We will formally show the bias-variance tradeoff in the estimation of the following estimand, which is related to both candidate partitions:

$$\tilde{\beta}_j(\mathbf{h}) := \sum_{\mathbf{g} \in \mathcal{G}_A(\mathbf{h})} \omega_A(\mathbf{g}) \cdot \beta_j(\mathbf{g}), \quad (15)$$

where $\omega_A(\mathbf{g}) \geq 0$ is a generic weight of \mathbf{g} that satisfies $\sum_{\mathbf{g} \in \mathcal{G}_A(\mathbf{h})} \omega_A(\mathbf{g}) = 1$, and $j \in [m]$. For example, $\omega_A(\mathbf{g})$ can be the same for every possible \mathbf{g} , or $\omega_A(\mathbf{g})$ can be proportional to $P(\mathbf{G}_{c,i} = \mathbf{g})$.²³

Remark 6. If $\ell = 0$, then $\tilde{\beta}_j(\mathbf{h})$ does not depend on \mathbf{h} , and a natural choice of $\omega_A(\mathbf{g})$ is $P(\mathbf{G}_{c,i} = \mathbf{g})$ for any i , which generalizes the example in (14) with $m = 1$. Thus our framework includes the case of no interference vs. homogeneous partial interference as a special case. On the other hand, if $\ell = 0, m = n$, and $\omega_A(\mathbf{g}) = \alpha^{\|\mathbf{g}\|_1} \cdot (1 - \alpha)^{n-1-\|\mathbf{g}\|_1}$, $\tilde{\beta}_j(\mathbf{h})$ reduces to the direct effect under the α -allocation strategy (Hudgens and Halloran, 2008; Park and Kang, 2020). Thus our framework includes this setting as a special case, and in particular, our bias-variance tradeoff analysis applies.

We will consider two estimation approaches for $\tilde{\beta}_j(\mathbf{h})$, each based on one of the two candidate partitions. The first approach is a sophisticated approach that is based on the granular partition $\mathcal{I}_1, \dots, \mathcal{I}_m$. This approach first estimates $\beta_j(\mathbf{g})$ and (if necessary) $\omega_A(\mathbf{g})$ for $\mathbf{g} \in \mathcal{G}_A(\mathbf{h})$, and then plugs them into (15) to estimate $\tilde{\beta}_j(\mathbf{h})$. Denote this estimator as $\hat{\beta}_j^{\text{soph}}(\mathbf{h})$.

The second approach is a simplified approach that is based on the coarse partition $\mathcal{I}'_1, \dots, \mathcal{I}'_\ell$. If this coarse partition is sufficient to capture the interference structure, i.e., it satisfies Assumption

²²Specifically, if $\ell = 0$, then $\mathcal{G}_A(\mathbf{h}) = \{\mathbf{g} : \sum_{j=1}^m g_j \leq n, 0 \leq g_j \leq |\mathcal{I}_j \setminus i|\}$.

²³If $\omega_A(\mathbf{g})$ is the same for every \mathbf{g} , then $\omega_A(\mathbf{g}) = \frac{1}{|\mathcal{G}_A(\mathbf{h})|}$. If $\omega_A(\mathbf{g})$ is proportional to $P(\mathbf{G}_{c,i} = \mathbf{g})$, then $\omega_A(\mathbf{g}) = \frac{P(\mathbf{G}_{c,i} = \mathbf{g})}{P(\mathbf{G}_{c,i} \in \mathcal{G}_A(\mathbf{h}))}$ with the assumption that $P(\mathbf{G}_{c,i} = \mathbf{g})$ is the same for every $i \in \mathcal{I}_j$.

5, then units in \mathcal{I}'_k are exchangeable for $k \in \{1, \dots, \ell\}$, and the potential outcomes satisfy

$$Y_{c,i}(z, \mathbf{g}) = Y_{c,i}(z, \mathbf{g}') \quad \forall \mathbf{g}, \mathbf{g}' \in \mathcal{G}_A(\mathbf{h}).$$

Consequently, $\beta_j(\mathbf{g})$ is the same for all $\mathbf{g} \in \mathcal{G}_A(\mathbf{h})$, and $\tilde{\beta}_j(\mathbf{h})$ is invariant to any choice of $\omega_A(\mathbf{g})$, and is in fact equal to the ADE $\beta_j(\mathbf{h})$ based on the coarse partition.²⁴ The second approach then uses our generalized AIPW estimator to estimate $\tilde{\beta}_j(\mathbf{h})$. Denote this estimator as $\hat{\beta}_j^{\text{simp}}(\mathbf{h})$.

If the coarse partition satisfies Assumption 5 (hence so will the granular partition), we will show in Theorem 3 that both $\hat{\beta}_j^{\text{soph}}(\mathbf{h})$ and $\hat{\beta}_j^{\text{simp}}(\mathbf{h})$ are consistent estimators of $\tilde{\beta}_j(\mathbf{h})$, but $\hat{\beta}_j^{\text{soph}}(\mathbf{h})$ is weakly less efficient than $\hat{\beta}_j^{\text{simp}}(\mathbf{h})$. The key insight is when both partitions satisfy Assumption 5,

$$\text{Var}\left(\hat{\beta}_j^{\text{soph}}(\mathbf{h})\right) \propto \mathbb{E}\left[\underbrace{\sum_{\mathbf{g} \in \mathcal{G}_A(\mathbf{h})} \frac{\omega_A(\mathbf{g})^2}{p_{i,(z,\mathbf{g})}(\mathbf{X}_c)}}_{\mathbf{I}}\right] \quad \text{Var}\left(\hat{\beta}_j^{\text{simp}}(\mathbf{h})\right) \propto \mathbb{E}\left[\underbrace{\frac{1}{p_{i,(z,\mathbf{h})}(\mathbf{X}_c)}}_{\mathbf{II}}\right],$$

where the expectation is taken with respect to \mathbf{X}_c . For any fixed \mathbf{X}_c , we have

$$\mathbf{I} = \sum_{\mathbf{g} \in \mathcal{G}_A(\mathbf{h})} \omega_A(\mathbf{g}) \cdot \frac{1}{p_{i,(z,\mathbf{g})}(\mathbf{X}_c)/\omega_A(\mathbf{g})} \geq \frac{1}{\sum_{\mathbf{g} \in \mathcal{G}_A(\mathbf{h})} \omega_A(\mathbf{g}) \cdot p_{i,(z,\mathbf{g})}(\mathbf{X}_c)/\omega_A(\mathbf{g})} = \mathbf{II},$$

where we have used the *convexity* of the function $x \rightarrow 1/x$ for $x > 0$.

On the other hand, if the coarse partition $\mathcal{I}'_1, \dots, \mathcal{I}'_\ell$ does not satisfy Assumption 5 but the granular partition $\mathcal{I}_1, \dots, \mathcal{I}_m$ does, then $\hat{\beta}_j^{\text{soph}}(\mathbf{h})$ is consistent, but $\hat{\beta}_j^{\text{simp}}(\mathbf{h})$ is generally inconsistent. A similar estimation bias result when $\ell = 0$ and $m = 1$ was observed in Forastiere et al. (2020), but in Theorem 3 below we provide the complete bias-variance tradeoff between robustness to interference and estimation efficiency in the general conditional exchangeability framework.²⁵

Theorem 3 (Bias-Variance Tradeoff between Robustness vs. Efficiency). *Suppose Assumptions 1-4 hold, and that the granular partition $\mathcal{I}_1, \dots, \mathcal{I}_m$ satisfies Assumptions 5-7.*

If the coarse partition $\mathcal{I}'_1, \dots, \mathcal{I}'_\ell$ also satisfies Assumption 5-7, then both $\hat{\beta}_j^{\text{simp}}(\mathbf{h})$ and $\hat{\beta}_j^{\text{soph}}(\mathbf{h})$ based on sieve estimators are consistent estimators for $\tilde{\beta}_j(\mathbf{h})$; otherwise, only $\hat{\beta}_j^{\text{soph}}(\mathbf{h})$ is consistent for $\tilde{\beta}_j(\mathbf{h})$, unless for any \mathbf{g} , $\frac{p_{i,(z,\mathbf{g})}(\mathbf{X}_c)}{\sum_{\mathbf{g} \in \mathcal{G}_A(\mathbf{h})} p_{i,(z,\mathbf{g})}(\mathbf{X}_c)} \equiv \omega_A(\mathbf{g})$ for all \mathbf{X}_c and z .

On the other hand, if $\mu_{i,(z,\mathbf{g})}(\mathbf{X}_c)$ and $\sigma_{i,(z,\mathbf{g})}^2(\mathbf{X}_c)$ are the same for $\mathbf{g} \in \mathcal{G}_A(\mathbf{h})$, then $\hat{\beta}_j^{\text{soph}}(\mathbf{h})$ is weakly less efficient than $\hat{\beta}_j^{\text{simp}}(\mathbf{h})$, i.e., the asymptotic variance of $\hat{\beta}_j^{\text{soph}}(\mathbf{h})$ is bounded below by the asymptotic variance of $\hat{\beta}_j^{\text{simp}}(\mathbf{h})$. The inequality is strict unless the following two conditions hold: (1) $(\hat{\omega}_A(\mathbf{g}) - \omega_A(\mathbf{g})) \cdot \beta_j(\mathbf{g}) = o_p(M^{-1/2})$; (2) for any \mathbf{g} , $\frac{\omega_A(\mathbf{g})}{p_{i,(z,\mathbf{g})}(\mathbf{X}_c)}$ is the same for all \mathbf{X}_c and z .

For the variance comparison in Theorem 3, if the coarse partition is correctly specified, i.e., it

²⁴The direct effect for the subset of units corresponding to \mathcal{I}_j in the granular partition is still well defined under the coarse partition based on (4), even if they are included in a larger \mathcal{I}'_k in the coarse partition, i.e., $\mathcal{I}_j \subsetneq \mathcal{I}'_k$.

²⁵For exposition, we will assume that if a partition does not satisfy Assumption 5, it also does not satisfy Assumption 6. If the coarse partition satisfies Assumption 6 but not Assumption 5, a similar tradeoff result holds if $\omega(\mathbf{g}) = \frac{1}{|\mathcal{G}_A(\mathbf{h})|}$ for all $\mathbf{g} \in \mathcal{G}_A(\mathbf{h})$, due to the double robustness of AIPW estimators.

Table 1: Bias-variance tradeoff in a simulation study

DGP	Bias			Variance			MSE		
	$\hat{\beta}_{\text{no}}$	$\hat{\beta}_{\text{homo}}$	$\hat{\beta}_{\text{heter}}$	$\hat{\beta}_{\text{no}}$	$\hat{\beta}_{\text{homo}}$	$\hat{\beta}_{\text{heter}}$	$\hat{\beta}_{\text{no}}$	$\hat{\beta}_{\text{homo}}$	$\hat{\beta}_{\text{heter}}$
no interference	0.001	0.0009	0.0003	0.002	0.003	0.006	0.002	0.003	0.005
homo. interference	-0.076	0.001	0.0001	—	0.0008	0.0017	0.084	0.001	0.002
heter. interference	-0.123	-0.049	0.001	—	—	0.001	0.146	0.018	0.002

Average bias, variance, and MSE of estimators based on three different specifications of the interference structure. The simulation setting is similar to that in Section 5. Variance estimators under mis-specification (below the diagonal) are invalid and therefore omitted.

satisfies Assumption 5, then the condition for $\hat{\beta}_j^{\text{soph}}(\mathbf{h})$ to be weakly less efficient is satisfied. In this case, $\hat{\beta}_j^{\text{soph}}(\mathbf{h})$ is generally *strictly* less efficient than $\hat{\beta}_j^{\text{simp}}(\mathbf{h})$ except for some special cases (see Remark 8). Theorem 3 highlights an important aspect of interference that, although intuitive, has not been formalized in the literature before. It implies that there is no free lunch when modeling interference: if we specify a general structure that allows complex interference patterns, the resulting estimator is robust to bias, but at the cost of efficiency loss. A less sophisticated specification potentially increases estimation efficiency, but at the cost of increased risk of bias. As an example, recall the causal estimands defined based on the α -allocation strategy discussed in Remark 6. Theorem 3 implies that estimation strategies that assume *no* units are exchangeable, i.e. $m = n$, are potentially inefficient. In Table 1, we illustrate this bias-variance tradeoff in a simulation study.

Therefore, we suggest using the most parsimonious, but correct, conditional exchangeability structure, whenever possible. In Section 4.4, we develop hypothesis tests that can be used to test for the heterogeneity of interference and treatment effects, that can help practitioners determine the appropriate specification of the interference structure.

Remark 7 (Bias). In general, estimators of $\tilde{\beta}_j(\mathbf{h})$ are consistent only if they are based on a partition that satisfies Assumption 5. One exception is that when treatment assignments are completely random, $\hat{\beta}_j^{\text{simp}}(\mathbf{h})$ is a consistent estimator of $\tilde{\beta}_j(\mathbf{h})$, even if the partition $\mathcal{I}'_1, \dots, \mathcal{I}'_\ell$ is *mis-specified*. This type of robustness result has been observed for example in Sävje et al. (2021). Our results highlight the fundamental difference in the observational setting.

Remark 8 (Efficiency). The two conditions for efficiency equality are usually violated. Specifically, if $\hat{\omega}_A(\mathbf{g})$ is estimated from a sample with $O(M)$ observations, then the convergence rate of most estimators is no more than \sqrt{M} , violating the first condition for efficiency equality. Furthermore, if the propensity score $p_{i,(z,\mathbf{g})}(\mathbf{X}_c)$ vary with either covariates \mathbf{X}_c or z (which is commonly the case), then the second condition for efficiency equality is violated. Only under some special cases can the two conditions hold. For example, if for each $\mathbf{g} \in \mathcal{G}_A(\mathbf{h})$, we either know the true value of $\omega_A(\mathbf{g})$ or $\mathbf{g} \in \beta_j(\mathbf{g}) = 0$, then the first condition holds. Furthermore, if the treatment assignments are completely random, then the second condition holds.

4.3 Feasible Variance Estimators

In this section, we discuss feasible estimators for the asymptotic variance $V_{j,\mathbf{g}}$ in Theorem 2.²⁶ We first review two standard variance estimators and emphasize that the validity of these two estimators rely on strong assumptions. We then propose an alternative variance estimator that is consistent under much weaker assumptions.

The first standard variance estimator is the sample variance. Specifically, we can calculate the sample variance of the cluster average score $\frac{1}{|\mathcal{I}_j|} \sum_{i \in \mathcal{I}_j} (\hat{\phi}_{c,i}(1, \mathbf{g}) - \hat{\phi}_{c,i}(0, \mathbf{g}))$ over all clusters c .²⁷ The resulting estimator is consistent for $V_{j,\mathbf{g}}$ if both $\hat{\beta}_{i,\mathbf{g}}(\mathbf{X}_c)$ and $\hat{p}_{i,(z,\mathbf{g})}(\mathbf{X}_c)$ are uniformly consistent, which can be restrictive in practice.²⁸ Furthermore, we find that test statistics constructed from sample variances do not typically have good finite sample performances in Section 5.

The second standard variance estimator is the plug-in estimator. We first estimate $\beta_{i,\mathbf{g}}(\mathbf{X}_c)$, $\sigma_{i,(z,\mathbf{g})}^2(\mathbf{X}_c)$, and $p_{i,(z,\mathbf{g})}(\mathbf{X}_c)$, and then plug their estimators into the formula of $V_{j,\mathbf{g}}$ in Theorem 2. Similar to the sample variance estimator, this standard plug-in estimator is consistent if $\hat{\beta}_{i,\mathbf{g}}(\mathbf{X}_c)$, $\hat{\sigma}_{i,(z,\mathbf{g})}^2(\mathbf{X}_c)$, and $\hat{p}_{i,(z,\mathbf{g})}(\mathbf{X}_c)$ are uniformly consistent.

In this section, we propose a consistent estimation strategy for $V_{j,\mathbf{g}}$ that is based on uniformly *asymptotically unbiased* estimates of $\beta_{i,\mathbf{g}}(\mathbf{X}_c)$, $\sigma_{i,(z,\mathbf{g})}^2(\mathbf{X}_c)$, and $p_{i,(z,\mathbf{g})}(\mathbf{X}_c)$, which significantly relaxes the uniform consistency requirements. Our proposed estimation strategy has three main steps: first estimate $1/p_{i,(z,\mathbf{g})}(\mathbf{X}_c)$, then estimate $\beta_{i,\mathbf{g}}(\mathbf{X}_c)$ and $\sigma_{i,(z,\mathbf{g})}^2(\mathbf{X}_c)$, and lastly estimate $V_{j,\mathbf{g}}$. We elaborate on these three steps below.

Step 1: Estimate $1/p_{i,(z,\mathbf{g})}(\mathbf{X}_c)$. A natural idea is to first estimate $p_{i,(z,\mathbf{g})}(\mathbf{X}_c)$ and take its reciprocal. However, the asymptotic unbiasedness of $\hat{p}_{i,(z,\mathbf{g})}(\mathbf{X}_c)$ does not guarantee the asymptotic unbiasedness of $1/\hat{p}_{i,(z,\mathbf{g})}(\mathbf{X}_c)$. To address this challenge, we leverage the idea from Blanchet et al. (2015); Moka et al. (2019) to obtain an unbiased estimator of the reciprocal mean. The idea is as follows. Suppose we seek to estimate $\gamma = 1/\mathbb{E}U$ for a random variable $U \in (0, 1)$. From Taylor expansion, $\gamma = 1/\mathbb{E}U = \sum_{k=0}^{\infty} (1 - \mathbb{E}U)^k$. Let $\{U_i : i \geq 0\}$ be a sequence of i.i.d. copies of U and let K be a non-negative integer-valued random variable with $q_k := P(K = k) > 0$ for all $k \geq 0$. The key observation is the following identity:

$$\frac{1}{\mathbb{E}U} = \sum_{k=0}^{\infty} (1 - \mathbb{E}U)^k = \sum_{k=0}^{\infty} q_k \frac{\mathbb{E} \prod_{i=1}^k (1 - U_i)}{q_k} = \mathbb{E} \left[q_K \prod_{i=1}^K (1 - U_i) \right].$$

²⁶The feasible estimators for the asymptotic variance of the estimated spillover effects (and other general estimands) can be constructed analogously.

²⁷The formula to calculate the sample variance is

$$\hat{V}_{\beta_j}^{\text{smp}}(\mathbf{g}) := \frac{1}{M} \sum_{c=1}^M \left(\frac{1}{|\mathcal{I}_j|} \sum_{i \in \mathcal{I}_j} (\hat{\phi}_{c,i}(1, \mathbf{g}) - \hat{\phi}_{c,i}(0, \mathbf{g})) - \hat{\beta}_j^{\text{aipw}}(\mathbf{g}) \right)^2 \quad (16)$$

²⁸The double robustness property of AIPW estimators does not carry over to their second moments.

The following estimator $\hat{\gamma}$ suggested by Blanchet et al. (2015); Moka et al. (2019) is clearly unbiased:

$$\hat{\gamma} := \frac{1}{q_K} \prod_{i=1}^K (1 - U_i).$$

We use this idea to construct asymptotically unbiased estimators of $1/p_{i,(z,\mathbf{g})}(\mathbf{X}_c)$ for any fixed \mathbf{X}_c . First, we generate the integer K and let $\tilde{K} := \max(K, M/h_M)$, where h_M is a slowly increasing sequence in M . Next, we split the clusters into \tilde{K} folds, and estimate $p_{i,(z,\mathbf{g})}(\mathbf{X}_c)$ in each fold using an asymptotically unbiased estimator (e.g., kernel regression). Let $\hat{p}_{i,(z,\mathbf{g})}^\ell(\mathbf{X}_c)$ be the estimator based on fold ℓ . Finally, we estimate $1/p_{i,(z,\mathbf{g})}(\mathbf{X}_c)$ by

$$\widehat{p_{i,(z,\mathbf{g})}^{-1}}(\mathbf{X}_c) = \frac{1}{q_{\tilde{K}}} \prod_{\ell=1}^{\tilde{K}} \left(1 - \hat{p}_{i,(z,\mathbf{g})}^\ell(\mathbf{X}_c)\right).$$

We can show this estimator that is asymptotically unbiased as $M \rightarrow \infty$, following similar arguments as Blanchet et al. (2015); Moka et al. (2019).²⁹

Step 2: Estimate $\beta_{i,\mathbf{g}}(\mathbf{X}_c)$ and $\sigma_{i,(z,\mathbf{g})}^2(\mathbf{X}_c)$. To achieve asymptotic unbiasedness, we propose to use matching. Conceptually, we first match unit i in cluster c with a few units of the same type as itself (i.e., in the same subset \mathcal{I}_j) whose neighbors' treatments are \mathbf{g} and whose covariates are “close” to $(X_{c,i}, \mathbf{X}_{c,(i)})$. Then we use i and its matched units to estimate $\beta_{i,\mathbf{g}}(\mathbf{X}_c)$ and $\sigma_{i,(z,\mathbf{g})}^2(\mathbf{X}_c)$.

To measure the proximity between $(X_{c,i}, \mathbf{X}_{c,(i)})$ and $(X_{c',i'}, \mathbf{X}_{c',(i')})$, we need a distance metric, denoted by $d(\cdot, \cdot)$. For example, $d(\cdot, \cdot)$ can be

$$d((X_{c,i}, \mathbf{X}_{c,(i)}), (X_{c',i'}, \mathbf{X}_{c',(i')})) := \sqrt{\|X_{c',i'} - X_{c,i}\|_2^2 + d^{\text{neigh}}(\mathbf{X}_{c',(i')}, \mathbf{X}_{c,(i)})^2},$$

where $\|x\|_2 = (x^\top x)^{1/2}$ is the standard Euclidean vector norm of a generic vector x .³⁰ $d^{\text{neigh}}(\cdot, \cdot)$ is a distance metric for neighbors' covariates that is *invariant* with respect to permutations of units within each \mathcal{I}_j . For example, if $m = 1$, then $d^{\text{neigh}}(\cdot, \cdot)$ can be the distance between two units' averaged neighbors' covariate values, i.e.,

$$d^{\text{neigh}}(\mathbf{X}_{c',(i')}, \mathbf{X}_{c,(i)}) = \left\| \frac{1}{n-1} \sum_{k:k \neq i'} X_{c',k} - \frac{1}{n-1} \sum_{k:k \neq i} X_{c,k} \right\|_2.$$

Suppose we match unit i in cluster c with $l \geq 2$ units in the same \mathcal{I}_j as itself and whose own treatment is z and neighbors' treatments are \mathbf{g} , and whose covariates are the closest to $(X_{c,i}, \mathbf{X}_{c,(i)})$

²⁹Incidentally, AIPW estimators for $\beta_j(\mathbf{g})$ based on this estimation approach for $1/p_{i,(z,\mathbf{g})}(\mathbf{X}_c)$ and matching for $\beta_{i,\mathbf{g}}(\mathbf{X}_c)$ detailed in Step 2 are guaranteed to be consistent. Thus we have also provided an alternative nonparametric approach to sieve estimators that yields a consistent estimator for $\beta_j(\mathbf{g})$ and is easier to implement in practice.

³⁰We can use other metrics as well. For example, in the household example, we can choose to only match a parent with parents in other households of the same gender, and similarly for children.

measured by $d(\cdot, \cdot)$.³¹ Let $\mathcal{J}_{l,(z,\mathbf{g})}(c, i)$ be the set of indices (c', i') of these l units. As a special case, if $Z_{c,i} = z$ and $\mathbf{G}_{c,i} = \mathbf{g}$, then unit $(c, i) \in \mathcal{J}_{l,(z,\mathbf{g})}(c, i)$. We focus on matching with replacement (Abadie and Imbens, 2006), allowing each unit to be matched to multiple (c, i) .

We estimate $\beta_{i,\mathbf{g}}(\mathbf{X}_c)$ by the difference-in-means estimator

$$\hat{\beta}_{i,\mathbf{g}}(\mathbf{X}_c) = \bar{Y}_{c,i}(1, \mathbf{g}) - \bar{Y}_{c,i}(0, \mathbf{g}), \quad \text{where} \quad \bar{Y}_{c,i}(z, \mathbf{g}) = \frac{1}{l} \sum_{(c',i') \in \mathcal{J}_{l,(z,\mathbf{g})}(c,i)} Y_{c',i'}.$$

We estimate $\sigma_{i,(z,\mathbf{g})}^2(\mathbf{X}_c)$ by the sample variance in the matched group $\mathcal{J}_{l,(z,\mathbf{g})}(c, i)$

$$\hat{\sigma}_{i,(z,\mathbf{g})}^2(\mathbf{X}_c) = \frac{1}{l-1} \sum_{(c',i') \in \mathcal{J}_{l,(z,\mathbf{g})}(c,i)} (Y_{c',i'} - \bar{Y}_{c,i}(z, \mathbf{g}))^2, \quad \forall z \in \{0, 1\}.$$

Step 3: Estimate $V_{j,\mathbf{g}}$. A natural idea is to plug the estimators from steps 1 and 2 into the formula of $V_{j,\mathbf{g}}$. Denote this plug-in estimator by $\hat{V}_{j,\mathbf{g}}$. Note that $\hat{V}_{j,\mathbf{g}}$ is generally inconsistent, because $(\hat{\beta}_{i,\mathbf{g}}(\mathbf{X}_c) - \hat{\beta}_{i,\mathbf{g}})^2$ is *not* asymptotically unbiased (even though $\hat{\beta}_{i,\mathbf{g}}(\mathbf{X}_c)$ is asymptotically unbiased), where $\hat{\beta}_{i,\mathbf{g}}$ is the average of $\hat{\beta}_{i,\mathbf{g}}(\mathbf{X}_c)$ over c and i . More specifically, the estimation error of $\hat{\beta}_{i,\mathbf{g}}(\mathbf{X}_c) - \hat{\beta}_{i,\mathbf{g}}$ and its squared are at the order of $O(l)$. Since the error squared is always positive, it cannot be averaged out over c and i in the plug-in estimator $\hat{V}_{j,\mathbf{g}}$. Fortunately, we can explicitly calculate the asymptotic bias of $\hat{V}_{j,\mathbf{g}}$ and we propose the following bias-corrected estimator for $V_{j,\mathbf{g}}$:

$$\hat{V}_{j,\mathbf{g}}^{\text{bc}} := \hat{V}_{j,\mathbf{g}} - \frac{1}{l} \frac{1}{M} \sum_{c=1}^M \frac{1}{|\mathcal{I}_j|^2} \sum_{i \in \mathcal{I}_j} (\hat{\sigma}_{i,(1,\mathbf{g})}^2(\mathbf{X}_c) + \hat{\sigma}_{i,(0,\mathbf{g})}^2(\mathbf{X}_c)). \quad (17)$$

Note that $\hat{V}_{j,\mathbf{g}}^{\text{bc}}$ is strictly smaller than $\hat{V}_{j,\mathbf{g}}$, and the difference shrinks with the number of matches l . In Theorem 4 below, we show that $\hat{V}_{j,\mathbf{g}}^{\text{bc}}$ is consistent. Therefore, we can use $\hat{V}_{j,\mathbf{g}}^{\text{bc}}$ to construct valid test statistics and confidence intervals, while those based on $\hat{V}_{j,\mathbf{g}}$ are conservative.

Theorem 4 (Consistency of Bias-Corrected Variance Estimator). *Suppose for all i, z and \mathbf{g} , $\beta_{i,\mathbf{g}}(\mathbf{X}_c)$ and $\sigma_{i,(z,\mathbf{g})}^2(\mathbf{X}_c)$ are bounded and L -Lipschitz in \mathbf{X}_c with respect to the metric $d(\cdot, \cdot)$, and that $p_{i,(z,\mathbf{g})}(\mathbf{X}_c)$ is estimated with uniformly asymptotically unbiased methods, such as kernel regression. Moreover, suppose \mathbf{X}_c does not contain identical rows almost surely. Then our estimators for $1/p_{i,(z,\mathbf{g})}(\mathbf{X}_c)$, $\beta_{i,\mathbf{g}}(\mathbf{X}_c)$ and $\sigma_{i,(z,\mathbf{g})}^2(\mathbf{X}_c)$ are uniformly asymptotically unbiased, and our proposed variance estimator $\hat{V}_{j,\mathbf{g}}^{\text{bc}}$ is a consistent estimator of $V_{j,\mathbf{g}}$.*

Remark 9 (Other Estimands). We can also design similar matching-based bias-corrected estimators for the asymptotic variance of ASE $\tau_j(z, \mathbf{g}, \mathbf{g}')$ and general causal effects $\hat{\psi}_j^{\text{aipw}}(z, \mathbf{g}) - \hat{\psi}_j^{\text{aipw}}(z', \mathbf{g}')$. The consistency of the corresponding variance estimators can be derived similarly.

³¹The implicit assumption here is that $\beta_{i,\mathbf{g}}(\mathbf{X}_c)$ and $\sigma_{i,(z,\mathbf{g})}^2(\mathbf{X}_c)$ do not vary with $i \in \mathcal{I}_j$, so that we may match with any unit $i' \in \mathcal{I}_j$ from any cluster. If we are concerned about this assumption, we can use only a subset of units in \mathcal{I}_j in each cluster as possible matching candidates, e.g., only match with parents with the same gender.

4.4 Hypothesis Testing for Treatment Effects and Interference

With consistent variance estimators, we can construct asymptotically valid confidence intervals and run one-sided or two-sided hypothesis tests for direct and spillover effects. For example, the two-sided hypothesis test for $\beta_j(\mathbf{g})$ for a specific \mathbf{g} can take the form

$$\mathcal{H}_0 : \beta_j(\mathbf{g}) = 0, \quad \mathcal{H}_1 : \beta_j(\mathbf{g}) \neq 0.$$

Importantly, running hypothesis tests can help practitioners decide on a parsimonious interference structure that satisfies Assumption 5, which is an important consideration given our bias-variance tradeoff analysis. In practice, one could start with a coarse partition, and run hypothesis tests to decide whether to split some subset(s), which is conceptually similar to tree-building in tree-based methods. Alternatively, one could start with a fine partition, and decide whether to merge some subsets, which is conceptually similar to tree-pruning in tree-based methods. Below we discuss some useful hypothesis tests that one may consider when choosing between candidate interference structures in the two procedures.

First, we can test for the heterogeneity of treatment effects for units in two subsets \mathcal{I}_j and \mathcal{I}_k . For example, the two-sided joint hypothesis test for the direct effects of units in \mathcal{I}_j and \mathcal{I}_k (i.e., $\beta_j(\mathbf{g})$ and $\beta_k(\mathbf{g})$) can take the form³²

$$\mathcal{H}_0 : \beta_j(\mathbf{g}) = \beta_k(\mathbf{g}) \quad \forall \mathbf{g} \in \mathcal{G}, \quad \mathcal{H}_1 : \beta_j(\mathbf{g}) \neq \beta_k(\mathbf{g}) \quad \exists \mathbf{g} \in \mathcal{G},$$

where \mathcal{G} is a set of \mathbf{g} valid for both j and k .

Second, we can focus on the treatment effects of units in one subset \mathcal{I}_j and test if the treatment effects given different \mathbf{g} are the same. For example, the two-sided joint hypothesis test for the direct effects of units in \mathcal{I}_j can take the form

$$\mathcal{H}_0 : \beta_j(\mathbf{g}) = \beta_j(\mathbf{g}') \quad \forall \mathbf{g}, \mathbf{g}' \in \mathcal{G}, \quad \mathcal{H}_1 : \beta_j(\mathbf{g}) \neq \beta_j(\mathbf{g}') \quad \exists \mathbf{g}, \mathbf{g}' \in \mathcal{G}.$$

This type of test is particularly useful when we try to determine whether some subsets in a fine partition $\mathcal{I}_1, \dots, \mathcal{I}_m$ can be merged to form a coarser partition $\mathcal{I}'_1, \dots, \mathcal{I}'_\ell$ (or vice versa), by setting $\mathcal{G} = \mathcal{G}_A(\mathbf{h})$ defined in Section 4.2, for some $\mathbf{h} \in \mathbb{Z}_{\geq 0}^\ell$.

There are two issues requiring our attention when constructing the test statistics and p -values for the two types of tests discussed above. First, since both types of tests are global tests involving multiple nulls, the issue of multiple testing occurs. One could use the Bonferroni-corrected p -values from the local hypothesis tests to address this issue.

Second, for each local null in the joint hypothesis, estimators for the two quantities involved could be correlated.³³ There are two possible solutions to address this issue. First, we can derive

³²Such tests complement those in Athey et al. (2019) that use random forests to test for heterogeneity of conditional average treatment effects (CATE).

³³This is always the case for the second type of tests, when estimates of $\beta_j(\mathbf{g})$ and $\beta_j(\mathbf{g}')$ are based on the same observations. For the first type of tests, this can also happen if, for example, we assume some models that we need

the asymptotic covariance between these two estimates. Second, as a conceptually simpler but less efficient solution, we can use the sample splitting idea. For example, we can randomly choose half of the clusters to estimate $\beta_j(\mathbf{g})$ and its asymptotic variance, and the other half to estimate $\beta_j(\mathbf{g}')$ and its asymptotic variance. Since clusters are independent, these two estimates are independent.

To conclude, we suggest that hypothesis testing can be useful when choosing the interference structure. For empirical applications, as a complementary solution, we can report treatment effect estimates and confidence intervals based on various specifications of the interference structure. This can be helpful for understanding the robustness of effect size to model specification.

5 Simulation Studies

There are two goals for the simulation studies in this section. The first is to demonstrate the finite sample properties and practical relevance of hypothesis testing based on our asymptotic results. The second is to show that our AIPW estimators are robust to model mis-specifications.³⁴

We start by stating the data generating process for the simulated data used in this section. We generate $M = 5,000$ clusters of size $n = 4$, i.e., $N = 20,000$ units in total.³⁵ Each cluster has two exchangeable subsets, \mathcal{I}_1 and \mathcal{I}_2 , and each subset consists of 2 units. We generate covariates from $X_{c,i} \stackrel{\text{i.i.d.}}{\sim} \mathcal{N}(0, 0.2)$ for all c and i . The treatment variable $Z_{c,i}$ is randomly and independently sampled from a Bernoulli distribution:

$$P(Z_{c,i} = 1 | \mathbf{X}_c) = \frac{1}{1 + \exp(-0.5X_{c,i} - 0.5/m \cdot \sum_{j=1}^m \bar{X}_{c,j})} \quad \text{for all } c \text{ and } i \in \mathcal{I}_j,$$

where $\bar{X}_{c,j} = \frac{1}{|\mathcal{I}_j|} \sum_{i \in \mathcal{I}_j} X_{c,i}$ is the average covariate of units in subset \mathcal{I}_j in cluster c . We generate the outcomes from the following model:

$$Y_{c,i} = \omega \cdot Z_{c,i} + (f(\mathbf{G}_{c,i}) + X_{c,i} + \bar{X}_{c,1}) \cdot Z_{c,i} + X_{c,i} + \bar{X}_{c,1} + \varepsilon_{c,i} \quad \text{for all } c \text{ and } i, \quad (18)$$

where $\mathbf{G}_{c,i} = \left(\sum_{i' \in \mathcal{I}_1, i' \neq i} Z_{c,i'}, \sum_{i' \in \mathcal{I}_2, i' \neq i} Z_{c,i'} \right)$ is the number of treated neighbors in \mathcal{I}_1 and \mathcal{I}_2 , and $\varepsilon_{c,i} \stackrel{\text{i.i.d.}}{\sim} \mathcal{N}(0, 1)$ for all c and i . In addition, $\omega \in \mathbb{R}$ is a parameter that governs the level of direct treatment effect, and $f(\cdot, \cdot) : \mathbb{Z}^2 \rightarrow \mathbb{R}$ is an interference function that specifies how a unit's outcome is affected by its treated neighbors. We will consider various functional forms of $f(\cdot, \cdot)$.

In this model, the direct and spillover effects of two subsets \mathcal{I}_1 and \mathcal{I}_2 are the same. Since $X_{c,i}$ has mean zero, the average direct effects equal to $\beta_1((g_1, g_2)) = \beta_2((g_1, g_2)) = \omega + f(g_1, g_2)$, and average spillover effects equal to $\tau_1(1, (g_1, g_2)) = \tau_2(1, (g_1, g_2)) = f(g_1, g_2)$ and $\tau_1(0, (g_1, g_2)) = \tau_2(0, (g_1, g_2)) = 0$. Our findings presented in this section are robust to other data generating

to estimate do not depend on i .

³⁴Code for implementations of our estimators is available at <https://github.com/freshtaste/CausalModel> as part of an actively maintained package.

³⁵Our simulation results are robust to other specifications of M , n , and N .

processes.³⁶

5.1 Inference and Hypothesis Tests of Treatment Effects

We examine the finite sample properties of our treatment effect estimators, and the size and power of hypothesis tests for treatment effects. The hypothesis tests are relevant for the discussions in Section 4.4. We present the results for $\beta_1((g_1, g_2))$ to conserve space. The results for other estimands, e.g., $\beta_2((g_1, g_2))$, $\tau_1(z, (g_1, g_2))$ and $\tau_2(z, (g_1, g_2))$, are similar and are available upon request.

We consider three different interference mapping functions $f(\cdot, \cdot)$ in (18) for parameter $\gamma \in \mathbb{R}$:

1. **(HO)** $f(\mathbf{g}) = \gamma \cdot (g_1 + g_2)$.
2. **(HE1)** $f(\mathbf{g}) = \gamma \cdot (g_1 + g_2 + g_1g_2)$.
3. **(HE2)** $f(\mathbf{g}) = \gamma \cdot (g_1 + 2 \cdot g_2)$.

For **HO** (homogeneous interference), the direct and spillover effects do not vary with which neighbors are treated, as long as the total number of treated neighbors $g_1 + g_2$ is the same. In this case, the specification of interference structure with two exchangeable subsets \mathcal{I}_1 and \mathcal{I}_2 is actually more complicated than *necessary*, since $m = 1$ satisfies Assumption 5 as well.

For both **HE1** and **HE2** (heterogeneous interference), the direct and spillover effects vary with which neighbors are treated. Specifically, the direct and spillover effects are different for $(g_1, g_2) = (0, 2)$ and $(g_1, g_2) = (1, 1)$ under **HE1** and **HE2**. Moreover, the direct and spillover effects are also different for $(g_1, g_2) = (0, 1)$ and $(g_1, g_2) = (1, 0)$ under **HE2**. Under both **HE1** and **HE2**, the specification with the partition \mathcal{I}_1 and \mathcal{I}_2 is the most parsimonious one that satisfies Assumption 5.

We will consider tests with the following null hypotheses:

1. $\mathcal{H}_0 : \beta_1((0, 0)) = 0$.
2. $\mathcal{H}_0 : \beta_1((0, 1)) = 0$.
3. $\mathcal{H}_0 : \beta_1((0, 0)) = \beta_1((0, 1))$.
4. $\mathcal{H}_0 : \beta_1((0, 0)) = \beta_1((0, 2))$.
5. $\mathcal{H}_0 : \beta_1((0, 1)) = \beta_1((1, 0))$.
6. $\mathcal{H}_0 : \beta_1((0, 2)) = \beta_1((1, 1))$.
7. $\mathcal{H}_0 : \beta_1((0, 1)) = \beta_1((1, 0)) \ \& \ \beta_1((0, 2)) = \beta_1((1, 1))$.

For all the null hypotheses, the alternative hypotheses are two-sided. These are just a few representative hypotheses that one might be interested in. It is possible to test for other hypotheses, and we find that the results for other hypothesis tests are similar to those presented in this section.³⁷

³⁶Additional simulation results are available upon request.

³⁷The results for other hypothesis tests are available upon request.

For each hypothesis test, we first use our generalized AIPW estimators to estimate all the $\beta_1((g_1, g_2))$ that are used in the hypothesis test. For example, in the third hypothesis, we need to estimate both $\beta_1((0, 0))$ and $\beta_1((0, 1))$. In the generalized AIPW estimator, we estimate the individual propensity by logistic regression, neighborhood propensity by multinomial logistic regression, and outcome by linear regression. We use the correct propensity and outcome model specifications.

Next, we estimate the variance of $\hat{\beta}_1^{\text{aipw}}((g_1, g_2))$. We consider two approaches. The first is to calculate the sample variance. The second is to estimate the variance based on the formula of $V_{1, \mathbf{g}}$ in Theorem 2.³⁸ Both approaches are asymptotically valid in our simulation studies because the propensity and outcome models can be uniformly consistently estimated.

Finally, we use the estimated direct effect(s) and variance to construct the corresponding test statistic for each hypothesis test. We reject the null hypothesis if the absolute value of the test statistic is greater than 1.96, at the 95% confidence level.

We draw simulated data $K = 2,000$ times, repeat the above procedure to calculate the test statistic, and count the fraction of times that the null hypothesis is rejected (which we refer to as rejection probability). We report the rejection probability in Table 2 for various values of treatment effect parameters ω and γ .

We have four main findings from Table 2. First, if the null hypotheses are true, then the rejection probability is close to the nominal level $\alpha = 0.05$. This finding is consistent across all cases where the null hypotheses hold. Specifically, the null hypotheses are true in the following cases: (1) If $\omega = \gamma = 0$, then $\beta_1((g_1, g_2)) = 0$ for all g_1 and g_2 in **HO**, **HE1**, and **HE2**. All the seven null hypotheses are true; (2) If $\omega = 1$ and $\gamma = 0$, then $\beta_1((g_1, g_2)) = 1$ for all g_1 and g_2 in **HO**, **HE1**, and **HE2**. The third to seventh null hypotheses are true; (3) If $\omega = \gamma = 1$, then the fifth to seventh null hypotheses are true for **HO**, and the fifth null hypothesis is true for **HE1**.

Second, if the null hypotheses are false, then the rejection probability is high and close to 1. This finding is also consistent across all settings. Note that the fifth to seventh null hypotheses are aligned with the tests for heterogeneous interference suggested in Section 4.4. Therefore, the first two findings together show that our hypothesis tests have good size and power, and can be useful for choosing the appropriate interference structure.

Third, interestingly, the rejection probability using sample variance generally lies between 0.1 to 0.2, much higher than the significance level (0.05) set by the threshold to reject the true null. This implies that the sample variance tends to *overestimate* true variance for finite samples.

Last and importantly, the validity of our asymptotic results in finite sample properties is supported by simulation results. First, the reject probability using our theoretical variance formula is very close to the significance level. Second, as shown in Appendix E, the histograms of the standardized estimated treatment effects (where theoretical variance formula is used) match the standard normal density function very well, providing extra evidence for finite sample validity.

³⁸We implemented both regression and matching based variance estimator, and found no significant difference under our data generating processes. See full comparison of all three estimators under homogeneous interference in Figure 4 in Appendix E.

Table 2: Rejection probabilities of hypothesis tests

Variance estimator	\mathcal{H}_0	$\omega = \gamma = 0$			$\omega = 1, \gamma = 0$			$\omega = \gamma = 1$		
		HO	HE1	HE2	HO	HE1	HE2	HO	HE1	HE2
Sample variance	1	0.1090	0.1080	0.1090	0.9750	0.9735	0.9700	0.9650	0.9655	0.9635
	2	0.1305	0.1315	0.1095	0.9660	0.9695	0.9730	1.0000	0.9995	1.0000
	3	0.1035	0.1090	0.1015	0.1150	0.1000	0.1065	0.8450	0.8425	0.9985
	4	0.1060	0.1075	0.1040	0.1180	0.1020	0.1020	0.9990	0.9990	1.0000
	5	0.1015	0.1095	0.1165	0.1045	0.1045	0.1110	0.1055	0.1140	0.8260
	6	0.1185	0.1090	0.1160	0.1030	0.1090	0.1010	0.0965	0.8290	0.8310
	7	0.1780	0.1640	0.1570	0.1780	0.1655	0.1635	0.1700	0.9150	0.9970
Semiparametric bound	1	0.0445	0.0365	0.0360	0.9740	0.9690	0.9715	0.9660	0.9550	0.9655
	2	0.0470	0.0535	0.0500	0.9620	0.9705	0.9705	1.0000	1.0000	1.0000
	3	0.0435	0.0440	0.0420	0.0525	0.0490	0.0560	0.7860	0.7210	1.0000
	4	0.0455	0.0530	0.0530	0.0520	0.0420	0.0555	0.9995	0.9995	1.0000
	5	0.0510	0.0415	0.0440	0.0445	0.0450	0.0450	0.0395	0.0330	0.7845
	6	0.0530	0.0410	0.0435	0.0460	0.0415	0.0425	0.0520	0.7085	0.7570
	7	0.0440	0.0455	0.0500	0.0575	0.0395	0.0530	0.0390	0.7460	0.9670

Rejection probabilities are calculated using 5,000 clusters of size four and $K = 2,000$ Monte Carlo simulations. Significance level is set to be 0.05.

5.2 Robustness Properties of Our Estimators

In this section, we compare the performance in the treatment effect estimation by our AIPW estimators and alternative estimators. We vary the functional form of $f(\mathbf{g})$ in the outcome model, but keep the estimators the same. For example, the outcome models in AIPW are always estimated with linear specifications, i.e., $\mu_{i,(z,g)}(\mathbf{X}_c)$ is estimated by regressing $Y_{c,i}$ on \mathbf{X}_c using subsamples of units with $Z_{c,i} = z, G_{c,i} = \mathbf{g}$. We show that our AIPW estimators are robust to various (nonlinear) specifications of $f(\mathbf{g})$, while alternative estimators may not be. Similar to Section 5.1, we present the results for $\beta_1((g_1, g_2))$ in this section. We will consider two alternative estimators:

1. Ordinary least squares (OLS): Run the following linear regression

$$Y_{c,i} = \alpha + \theta_z \cdot Z_{c,i} + \boldsymbol{\theta}_x^\top \cdot \mathbf{X}_c + \left(\theta_{zg1} \cdot G_{c,i,1} + \theta_{zg2} \cdot G_{c,i,2} + \boldsymbol{\theta}_{zx}^\top \cdot \mathbf{X}_c \right) \cdot Z_{c,i} + \varepsilon_{c,i},$$

where $\mathbf{X}_c = (X_{c,i}, \bar{X}_{c,1})$. Then estimate $\beta_1((g_1, g_2))$ by $\hat{\theta}_{zg1} \cdot g_1 + \hat{\theta}_{zg2} \cdot g_2$, where $\hat{\theta}_{zg1}$ and $\hat{\theta}_{zg2}$ are the estimated coefficients from the above regression.

2. Orthogonal Random Forest (ORF) for CATE: Suppose SUTVA holds and let $Y_{c,i}(z)$ be the potential outcomes. Treat $\mathbf{G}_{c,i}$ as additional covariates and apply off-the-shelf forest based methods.³⁹ Then use the fitted forest to estimate $\mathbb{E}[Y_{c,i}(1) - Y_{c,i}(0) \mid G_{c,i,1} = g_1, G_{c,i,2} = g_2]$, which can be viewed as an approximation of $\beta_1((g_1, g_2))$.

We draw simulated data $K = 1,000$ times and estimate $\beta_1((g_1, g_2))$ on each simulated data

³⁹The CATE estimator is implemented in the python package ECONML by Microsoft Research (2019). Among all the available CATE estimators, we adopt DROrthoForest, which is the AIPW based CATE estimator.

set by the three estimators. Let $\hat{\beta}_1^{(k),est}((g_1, g_2))$ be the estimated direct effect from estimator $est \in \{\text{AIPW}, \text{OLS}, \text{ORF}\}$ on the k -th simulated data set. We evaluate the performance of various estimators by two metrics. The first metric is the *mean-squared error* (MSE), defined as

$$\frac{1}{K} \sum_{k=1}^K \left(\hat{\beta}_1^{(k),est}((g_1, g_2)) - \beta_1((g_1, g_2)) \right)^2$$

for $est \in \{\text{AIPW}, \text{OLS}, \text{ORF}\}$.

The second metric is the *coverage rate*, which counts the fraction of simulation iterations where the true direct effect lies between the 95% estimated confidence interval

$$\frac{1}{K} \sum_{k=1}^K \mathbf{1} \left(\beta_1((g_1, g_2)) \in \left[\hat{\beta}_1^{(k),est}((g_1, g_2)) - 1.96 \cdot (\hat{V}_{1,(g_1,g_2)}^{(k),est})^{1/2}, \hat{\beta}_1^{(k),est}((g_1, g_2)) + 1.96 \cdot (\hat{V}_{1,(g_1,g_2)}^{(k),est})^{1/2} \right] \right),$$

where $(\hat{V}_{1,(g_1,g_2)}^{(k),est})^{1/2}$ is the estimated standard error of estimator $est \in \{\text{AIPW}, \text{OLS}, \text{ORF}\}$ on the k -th simulated data set.⁴⁰ $(\hat{V}_{1,(g_1,g_2)}^{(k),\text{AIPW}})^{1/2}$ is estimated from our variance formula in Theorem 2. $(\hat{V}_{1,(g_1,g_2)}^{(k),\text{OLS}})^{1/2}$ is the estimated robust standard error of OLS. $(\hat{V}_{1,(g_1,g_2)}^{(k),\text{ORF}})^{1/2}$ is the standard error output by the causal forest package.

We report the MSEs and coverage rates of the three estimators in Table 3 for different $f(\mathbf{g})$. As shown in Table 3, our AIPW estimators consistently have a much smaller MSE than both OLS and ORF, suggesting that our AIPW estimators can most accurately estimate $\beta_1((g_1, g_2))$ for various interference functions $f(\mathbf{g})$, even under mis-specification of the outcome model. Moreover, ORF has a much smaller MSE than OLS, implying that in the presence of interference, tree-based methods, with greater flexibility, tends to perform better than the more restrictive regression-based methods.

Furthermore, as shown in Table 3, our AIPW estimators have the right coverage rate (i.e., close to 95%) for various specifications of $f(\mathbf{g})$, while OLS and ORF do not. OLS tends to have a lower coverage rate when $f(\mathbf{g})$ is nonlinear (e.g., quadratic, reciprocal). The low coverage rate of OLS is likely due to its failure to obtain an accurate point estimate of the direct effects. On the other hand, ORF tends to have a higher coverage rate than the nominal rate. In fact, the coverage rate of ORF is very close to 100%, implying that the estimated confidence interval from tree-based methods can be too wide, and hypothesis tests from tree-based methods can be overly conservative.

Importantly, the outcome model in our AIPW estimators is misspecified when $f((g_1, g_2))$ is not linear in g_1 and g_2 . However, even in such cases, our AIPW estimators can outperform OLS and ORF, which is thanks to the double robustness property of AIPW estimators. Therefore, we suggest that modeling the interference structure explicitly and using a doubly robust estimator can be important for the accurate estimation and valid inference of treatment effects.

⁴⁰For all simulation iterations, $\beta_1((g_1, g_2))$ is the same.

Table 3: Coverage rate and MSE of various estimators for $\beta_1((g_1, g_2))$

$f(\mathbf{g})$	Coverage Rate			MSE		
	OLS	ORF	AIPW	OLS	ORF	AIPW
$g_1 + 2g_2$	94.87%	98.91%	93.03%	0.3774	0.0563	0.0450
$\sqrt{g_1 + 2g_2}$	92.15%	99.15%	93.58%	0.4773	0.0619	0.0444
$1/(g_1 + 2g_2 + 1)$	89.15%	99.07%	94.30%	0.5675	0.0613	0.0467
$0.1(g_1 + 2g_2)^2 + (g_1 + 2g_2)$	85.45%	99.15%	95.63%	0.6703	0.0600	0.0465

We report the average coverage rate and MSE of $\hat{\beta}_1((g_1, g_2))$ over $(g_1, g_2) = (0, 0), (0, 1), (0, 2), (1, 0), (1, 1)$ and $(1, 2)$. We run $K = 1,000$ Monte Carlo simulations for OLS, ORF, and AIPW.

6 An Application to the Add Health Dataset

In this section, we illustrate the application of our methods using the National Longitudinal Study of Adolescent to Adult Health (Add Health) dataset (Harris et al., 2009). We construct estimators under various specifications of the interference structure and find negative effects of regular alcohol consumption on students’ academic performance. This finding is robust to the specification of interference structures. However, confidence intervals are wider under a more complex interference structure due to finite sample efficiency issues.

6.1 Preliminaries

6.1.1 Data Description

The Add Health study is a school-based comprehensive longitudinal study conducted with a nationally-representative sample of adolescents in grades 7-12 in the United States in 1994-96. Starting with the in-school questionnaire in 1994, the Add Health study has gathered extensive information about participants, including their demographic information, social connections, physical and mental health, academic performance, and risky behaviors. Through a series of follow-up at-home interviews, the Add Health study gathered additional information for participants, including biomarkers, genetic information, and economic and health outcomes later in life. The Add Health data has been frequently used in methodological and empirical studies on peer effects and interference because of its rich information on respondents’ social connections (e.g., Bramoullé et al. (2009); Goldsmith-Pinkham and Imbens (2013); Forastiere et al. (2020)).

6.1.2 Study Definition

We first use the Add Health data to construct a cohort of clusters, each with a small number of adolescents. Then we apply our estimators under various interference specifications to this cohort.

We construct the cohort using adolescents’ nominations of close friends. For each adolescent of our interest (which we refer to as the **centroid** of a cluster), we construct a cluster that consists of this adolescent, his/her best female friend, and his/her best male friend. Therefore each cluster has a size of three. We have 7905 clusters in total.

In this paper, as an illustration of our methods, we study the effect of regular alcohol consumption on academic performance. We define regular alcohol consumption as drinking at least once or twice a week. We measure academic performance by achieving a grade of B or better in mathematics, though the estimates are similar for other subjects. Prior studies have found negative associations between alcohol use and academic performance (McGrath et al., 1999; Jeynes, 2002; Diego et al., 2003). Other works have also studied peer effects of alcohol use among friends (Clark and Lohéac, 2007; Eisenberg et al., 2014). In this paper, we adjust for the peer effects of alcohol use through the joint propensity model of alcohol use and estimate the effect of alcohol use on academic performance.

6.1.3 Methods

We consider three interference specifications corresponding to the top three levels of interference structures in Section 4.2. The first specification assumes that there is no interference, and thus an individual’s alcohol use and academic performance are not affected by his/her friends’ alcohol use. The second specification assumes that there is homogeneous interference, so that an adolescent’s alcohol use and academic performance are allowed to be affected interchangeably by their two best friends, regardless of friends’ genders. The third specification assumes interference is heterogeneous, so that a best friend’s influence on an individual’s alcohol use and academic performance is potentially gender-dependent.

For each specification, we estimate the average direct effect of alcohol consumption on academic performance for centroids, using the corresponding AIPW estimator, where the propensity and outcome models are estimated under the corresponding interference structures. We adjust for covariates of both the centroids and their friends, including age, gender, frequency of skipping classes or missing school, and parents’ educational backgrounds.

6.2 Results

In Table 4, we report the estimated direct effects under different interference structures. There are three main findings. First, all estimated treatment effects are negative, implying that regular alcohol use could have a negative effect on academic performance, which is robust to the particular specification of interference structures. Second, the magnitude of direct effects varies with the gender of centroids and their numbers of treated friends. The impact is diminished with an increase in the number of friends who drink regularly. Furthermore, direct effects are also heterogeneous in the *gender* of treated friends, suggesting that interference is indeed likely to be heterogeneous. Third, standard errors increase with the complexity of the interference structure. There are two contributing factors to this. First, our bias-variance tradeoff analysis in Section 4.2 suggests that estimators based on more complex specifications of the interference structure tend to have larger *asymptotic* variances. Second, fewer samples are available when estimating each heterogeneous effect under heterogeneous interference. This again highlights the cost of a complex specification in practice.

Table 4: AIPW estimators of direct effects under different interference specifications

specification	$\hat{\beta}$							
no interference	-0.049*** (0.010)							
	$\hat{\beta}_m$				$\hat{\beta}_f$			
no interference	-0.054*** (0.013)				-0.044*** (0.015)			
	$\hat{\beta}(0)$		$\hat{\beta}(1)$		$\hat{\beta}(2)$			
homo. interference	-0.073*** (0.013)		-0.065*** (0.020)		-0.006 (0.068)			
	$\hat{\beta}_m(0)$	$\hat{\beta}_f(0)$	$\hat{\beta}_m(1)$	$\hat{\beta}_f(1)$	$\hat{\beta}_m(2)$	$\hat{\beta}_f(2)$		
homo. interference	-0.062*** (0.018)	-0.084*** (0.020)	-0.106*** (0.027)	-0.025 (0.031)	-0.002 (0.091)	-0.010 (0.102)		
	$\hat{\beta}_m(0,0)$	$\hat{\beta}_f(0,0)$	$\hat{\beta}_m(1,0)$	$\hat{\beta}_m(0,1)$	$\hat{\beta}_f(1,0)$	$\hat{\beta}_f(0,1)$	$\hat{\beta}_m(1,1)$	$\hat{\beta}_f(1,1)$
heter. interference	-0.062*** (0.018)	-0.084*** (0.019)	-0.053 (0.033)	-0.144*** (0.042)	-0.102** (0.037)	0.105 (0.053)	-0.002 (0.098)	-0.005 (0.117)

Under the specification of no interference, β is the ATE for all centroids, and β_m is the ATE for male centroids, and similarly for β_f . Under the specification of homogeneous interference, the direct effect is defined as $\beta(g)$, where $g \in \{0, 1, 2\}$ denotes the number of treated friends. Under the specification of heterogeneous interference, the direct effects are defined as $\beta_m(z_{mf}, z_{ff})$ for male centroids and $\beta_f(z_{mf}, z_{ff})$ for female centroids, where $z_{mf} \in \{0, 1\}$ denotes the treatment status of male friend and $z_{ff} \in \{0, 1\}$ denotes the treatment status of female friend. For each specification, covariates are adjusted in the propensity and outcome models.

7 Extensions

In this section, we discuss the extensions of our framework to more general cluster and interference structures, and to alternative estimands.

7.1 Varying Cluster Sizes

So far, we have assumed that all clusters have the same size n . However, in many applications, such as those with family or classroom as a cluster, clusters may have different sizes. In this section, we extend our framework and results to the setting with varying cluster sizes under a mixture model.

We start with the sampling scheme with varying cluster sizes. For each cluster c , its size n_c is drawn from a fixed finite set⁴¹ $\mathcal{S} \subset \mathbb{Z}_+$ with $|\mathcal{S}| = \bar{n}$ following the distribution $p_n := P(n_c = n) \in (0, 1)$ for all $n \in \mathcal{S}$. Conditional on the cluster size $n_c = n$, $(\mathbf{Y}_c, \mathbf{X}_c, \mathbf{Z}_c)$ are sampled from a joint population \mathbb{P}_n . Suppose the *types* of exchangeable units are consistent across clusters.⁴² For example, the types could be parents and children in families with different sizes, or male and female students in classrooms with different sizes.⁴³

⁴¹It is possible to have $\mathcal{S} = \mathbb{Z}_+$, as long as p_n decays sufficiently fast with n .

⁴²Formally speaking, there is a (\mathbb{P}_n -dependent) partition $\mathcal{I}_{n,1}, \mathcal{I}_{n,2}, \dots, \mathcal{I}_{n,m}$ of $\{1, 2, \dots, n\}$ into m disjoint and exchangeable subsets for clusters drawn from \mathbb{P}_n , where $\sum_{j=1}^m |\mathcal{I}_{n,j}| = n$. Note that we allow the partition to depend on \mathbb{P}_n , but assume m is universal across all \mathbb{P}_n .

⁴³As there are clusters that may not have a particular type of unit (e.g., families with no children), we allow some

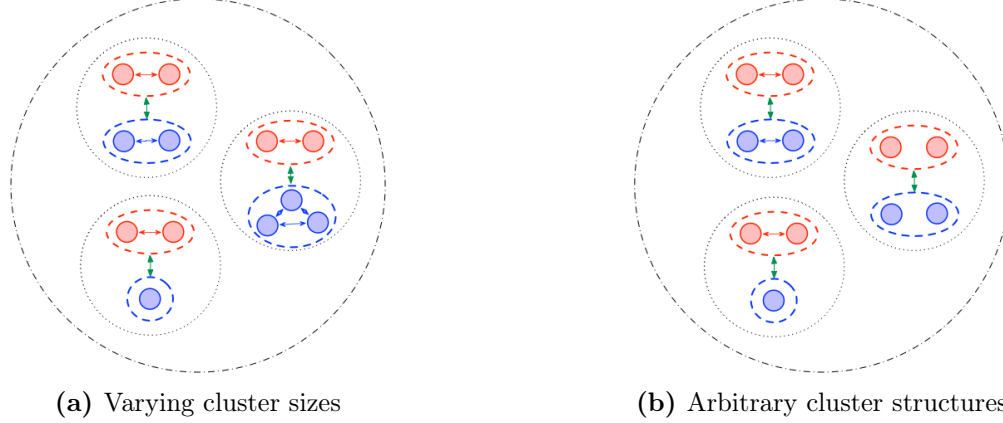


Figure 2: Illustration of the extension with varying cluster sizes (Figure 2a, see Section 7.1) and the extension with arbitrary cluster structures (Figure 2b, see Section 7.2). Now each family consists of heterosexual parents and a variable number of children. For Figure 2b, family members may not be fully connected.

When the cluster size varies, the direct effect can be defined as

$$\beta_j(\mathbf{g}) = \sum_{n \in \mathcal{S}} \omega_{n,j} \cdot \beta_{n,j}(\mathbf{g}) \quad (19)$$

where $\beta_{n,j}(\mathbf{g})$ is the direct effect for units in subset \mathcal{I}_j and in clusters with size n , and the weight $\omega_{n,j}$ is proportional to the fraction of clusters with size n and is defined as

$$\omega_{n,j} = \frac{p_n \mathbf{1}\{\mathbf{g} \leq \mathbf{g}_{n,j,\max}\}}{\sum_{n' \in \mathcal{S}} p_{n'} \mathbf{1}\{\mathbf{g} \leq \mathbf{g}_{n',j,\max}\}}.$$

Here $\mathbf{g}_{n,j,\max} \in \mathbb{R}^m$ denotes the the maximum treated neighbors a unit in \mathcal{I}_j could have in clusters with size n .⁴⁴ The definition of $\omega_{n,j}$ accounts for the cases where \mathbf{g} is larger than $\mathbf{g}_{n',j,\max}$ in some coordinate(s) for some n' . In such cases, $\beta_{n,j}(\mathbf{g})$ cannot be identified and $\omega_{n,j} = 0$. Besides direct effects, we also consider other estimands as discussed in Appendix A.3. Our use of a mixture model and our definition of direct effects are conceptually similar to Park and Kang (2020) that study the treatment effect estimation with varying cluster sizes under the α -allocation strategy.

We generalize our estimators in Section 3.2 and propose to estimate $\beta_j(\mathbf{g})$ in (19) by a three-step approach: First, we estimate $\beta_{n,j}(\mathbf{g})$ using the generalized AIPW estimators from (7) for every valid $n \in \mathcal{S}$ (denote the estimator as $\hat{\beta}_{n,j}^{\text{aipw}}(\mathbf{g})$). Second, we estimate p_n by taking the ratio of the number of clusters with size n to M (denote the estimator as \hat{p}_n). Third, we estimate $\beta_j(\mathbf{g})$ by plugging $\hat{\beta}_{n,j}^{\text{aipw}}(\mathbf{g})$ and \hat{p}_n into (19) (denote the estimator as $\hat{\beta}_j^{\text{aipw}}(\mathbf{g})$). The following theorem shows that $\hat{\beta}_j^{\text{aipw}}(\mathbf{g})$ is consistent and asymptotically normal.

$\mathcal{I}_{n,j}$ to be empty, and as before $\mathcal{I}_{n,j}$ can also be singleton.

⁴⁴ $\mathbf{g}_{n,j,\max} \in \mathbb{R}^m$ has its k -th entry $g_{n,j,\max,k} = |\mathcal{I}_{n,j}|$ if $k \neq j$ and otherwise $g_{n,j,\max,k} = |\mathcal{I}_{n,j}| - 1$, and $|\mathcal{I}_{n,j}|$ is the cardinality of j -th subset with cluster size n .

Theorem 5 (Varying Cluster Sizes, Direct Effect). *Suppose the assumptions in Theorem 2 hold, $|\mathcal{S}|$ is finite and p_n is bounded away from 0 for all $n \in \mathcal{S}$. As $M \rightarrow \infty$, for any subset j and neighbors' treatment assignments \mathbf{g} , $\hat{\beta}_j^{\text{aipw}}(\mathbf{g})$ are consistent, and*

$$\sqrt{M}(\hat{\beta}_j^{\text{aipw}}(\mathbf{g}) - \beta_j^{\text{aipw}}(\mathbf{g})) \xrightarrow{d} \mathcal{N}(0, V_{j,\mathbf{g}} + V_{j,\mathbf{g},p})$$

where

$$V_{j,\mathbf{g}} = \sum_{n \in \mathcal{S}} \frac{\omega_{n,j}^2}{p_n} V_{n,j,\mathbf{g}}$$

$$V_{j,\mathbf{g},p} = \sum_{n \in \mathcal{S}} \frac{1-p_n}{p_n} \omega_{n,j}^2 (\beta_{n,j}(\mathbf{g}) - S_{j,\mathbf{g}})^2 - \sum_{n \neq n'} \omega_{n,j} \omega_{n',j} (\beta_{n,j}(\mathbf{g}) - S_{j,\mathbf{g}}) (\beta_{n',j}(\mathbf{g}) - S_{j,\mathbf{g}}),$$

$S_{j,\mathbf{g}} = \sum_{n'} \omega_{n',j} \beta_{n',j}(\mathbf{g})$, and $V_{n,j,\mathbf{g}}$ is the asymptotic variance of $\hat{\beta}_{n,j}^{\text{aipw}}(\mathbf{g})$ with size n (see (12)).

The asymptotic variance of $\hat{\beta}_j^{\text{aipw}}(\mathbf{g})$ consists of two terms. The first term $V_{j,\mathbf{g}}$ is analogous to the asymptotic variance of $\hat{\beta}_{n,j}^{\text{aipw}}(\mathbf{g})$ in Theorem 2. If $\omega_{n,j} = p_n$ (i.e., $\mathbf{1}\{\mathbf{g} \leq \mathbf{g}_{n,j,\max}\} = 1$ for all n), then the first term is simplified to $V_{j,\mathbf{g}} = \sum_{n \in \mathcal{S}} p_n V_{n,j,\mathbf{g}}$, which is the weighted average of $V_{n,j,\mathbf{g}}$ by the fraction of clusters with size n .

The second term $V_{j,\mathbf{g},p}$ is unique to the setting with varying cluster sizes, and this term comes from the estimation error of \hat{p}_n .⁴⁵ Note that $V_{j,\mathbf{g},p}$ consists of two sums. The first sum comes from the variance of the estimation error of \hat{p}_n , and the second sum comes from the covariance between estimation error of \hat{p}_n and $\hat{p}_{n'}$ for $n \neq n'$. To see this point clearer, if $\omega_{n,j} = p_n$, then in the first sum $\frac{1-p_n}{p_n} \omega_{n,j}^2 = p_n(1-p_n)$, which is the asymptotic variance of $\hat{p}_{n'}$, and in the second sum $-\omega_{n,j} \omega_{n',j} = -p_n p_{n'}$, which is the asymptotic covariance between \hat{p}_n and $\hat{p}_{n'}$.

We provide a more general version of Theorem 5 for other estimands in Appendix A.3. We verify the finite sample properties of Theorem 5 through simulation studies, with the results presented in Appendix E.2. Our findings in Section 5 are robust to the case with varying cluster sizes.

7.2 General Interference Structures within Clusters

We have assumed that units within a cluster are fully connected, and the partition of neighbors into heterogeneous subsets is universal for every unit. These assumptions are expositional, and our results can be easily generalized to the case without these assumptions.

If units within a cluster are not fully connected, e.g., they interact through some network, then we can generalize the definition of $\mathbf{G}_{c,i}$, which only counts the treated units connected to unit i in the cluster c (as opposed to all the other treated units in the same cluster). Then we can define direct and spillover effects with this generalized $\mathbf{G}_{c,i}$, and use our proposed approach in Section 3 to estimate treatment effects.

⁴⁵Note that the estimation error of \hat{p}_n also appears in the efficient influence function in Park and Kang (2020). Compared to Park and Kang (2020), we explicitly quantify how the estimation error of \hat{p}_n for different n affects the efficiency bound.

Furthermore, if the adjacency matrix varies with clusters, then we can consider the mixture model for the sampling of clusters with varying adjacency matrices similar to Section 7.1. We can use a similar approach as that in Section 7.1 to define and estimate treatment effects.

If the partition of neighbors varies with units, then we can factor the unit-specific partition into the definition of treatment effects. We may consider unit-specific treatment effects rather than subset-specific treatment effects, i.e., index treatment effects by unit i rather than by subset \mathcal{I}_j . Our estimation approach can be adapted accordingly to estimate these treatment effects.

7.3 Weakly Connected Clusters

Our methods and results are shown under the assumption that clusters are disjoint, and interference is restricted to units within a cluster. We emphasize that our methods and results can still be valid with some minor modifications under certain relaxations of this assumption. For example, if units in a cluster can only interfere with a small and finite number of units outside this cluster, then we can generalize the definition of $\mathbf{X}_{c,(i)}$ and $\mathbf{Z}_{c,(i)}$ to account for all the adjacent units of i , including those in a different cluster as i . Suppose all the assumptions hold with the new definition of $\mathbf{X}_{c,(i)}$ and $\mathbf{Z}_{c,(i)}$. Then we can follow conceptually the same approach to define and estimate treatment effects, and derive similar asymptotic results as those in Section 4.1 in this generalized setting, with possibly a different asymptotic variance to account for inter-cluster correlations. The technical details are left for future work.

7.4 Alternative Estimands

Our estimands in Section 3 are defined as the average effects across units of the same type (e.g., in \mathcal{I}_j). For some applications, we may be interested in the average effects of some subpopulations.

For example, one may be interested in the direct effects for the directly treated group defined as

$$\tilde{\beta}_j(\mathbf{g}) = \frac{1}{|\mathcal{I}_j|} \sum_{i \in \mathcal{I}_j} \mathbb{E}[Y_{c,i}(1, \mathbf{g}) - Y_{c,i}(0, \mathbf{g}) \mid Z_{c,i} = 1].$$

One may also be interested in the direct effects for the subpopulations with cluster-level covariates equal to \mathbf{x} , such as

$$\tilde{\beta}_j(\mathbf{g}, \mathbf{x}) = \frac{1}{|\mathcal{I}_j|} \sum_{i \in \mathcal{I}_j} \mathbb{E}[Y_{c,i}(1, \mathbf{g}) - Y_{c,i}(0, \mathbf{g}) \mid \mathbf{X}_c = \mathbf{x}].$$

We can use the generalized AIPW estimators for $\tilde{\beta}_j(\mathbf{g})$, but with a different propensity score weighting scheme similar to the ATT weighting in conventional IPW/AIPW estimators. For $\tilde{\beta}_j(\mathbf{g}, \mathbf{x})$, it is possible to use tree-based methods similar to Athey et al. (2019); Bargagli Stoffi et al. (2020); Yuan et al. (2021), and the technical details are left for future work.

7.5 Indexing Potential Outcomes with Treated Fractions

Under our conditional exchangeability framework, we can index potential outcomes by (z, \mathbf{g}) , where \mathbf{g} is the vector of numbers of treated neighbors in each exchangeable subset \mathcal{I}_j , and we have defined treatment effects based on \mathbf{g} . It is also possible to define treatment effects using the fraction of treated neighbors. When the number of neighbors is fixed for all units, these two definitions are equivalent. When the number of neighbors varies, there are subtle differences between these two definitions: using the number of treated neighbors implicitly assumes that the treatment effects are the same given the same *number* of treated neighbors, even though the total number of neighbors varies; using the fraction of treated neighbors implicitly assumes that the treatment effects are the same given the same *saturation* of neighbors' treatments, even though the number of treated neighbors varies. Which definition is more appropriate may depend on the particular application.

When the treated fraction is used, it is possible to use estimators that are conceptually the same as those in Section 3. A potential benefit of this approach is that if we are willing to impose additional (smoothness) assumptions on how the treatment effects vary with the fraction of treated neighbors, then it is possible to use samples with different treated fractions in the estimation of treatment effects, by weighting each sample inversely proportional to the distance between its fraction of treated neighbors and the target treated fractions in the estimand.

8 Concluding Remarks

In this paper, we provide a framework called conditional exchangeability for modeling heterogeneous partial interference, which allows us to flexibly define causal estimands with varying degrees of granularity both in terms of the types of subpopulation and in terms of treatment configurations. In observational settings where treatment assignments can potentially depend on covariates and treatments of other units, we construct doubly robust and semiparametric efficient AIPW estimators for heterogeneous treatment effects based on feasible parametric and nonparametric estimations of the joint propensity and conditional outcome models. We show a bias-variance tradeoff between robustness to heterogeneous interference and estimation efficiency, which suggests that in practice one should be parsimonious when specifying the interference structure. Our work is also relevant when researchers are interested in estimating aggregate treatment effects, such as analogs of classical ATEs in the presence of potential interference. By aggregating our AIPW estimators for heterogeneous effects, we can construct interference-robust estimators. To enable valid inference, we propose feasible estimation approaches for the asymptotic variance of our AIPW estimators. Furthermore, we suggest hypothesis tests of interference that can be used to determine an appropriate interference structure. We demonstrate the validity and practical appeal of our estimators through simulations and application to the Add Health dataset. Lastly, we discuss several extensions that encompass quite general settings, although a systematic generalization of our framework general to network interference settings is left for future works.

Acknowledgements

We are very grateful for many helpful comments and suggestions from Eric Auerbach, Jianfei Cao, Park Chan, Laura Forastiere, Hong Han, Yuchen Hu, Hyungseok Kang, Yongchan Kwon, Michael Leung, Fabrizia Mealli, Markus Pelger, and Michael Pollmann, Brad Ross, Rose Tan, Merrill Warnick, Jason Weitze, and participants of the Online Causal Inference Seminar, the Stanford econometrics lunch seminar, and the LinkedIn Tech Talk series. We would like to thank Joshua Quan and Christopher Fraga at the Stanford Institute for Research in the Social Sciences for their assistance in accessing the Add Health dataset.

This research uses data from Add Health, a program project directed by Kathleen Mullan Harris and designed by J. Richard Udry, Peter S. Bearman, and Kathleen Mullan Harris at the University of North Carolina at Chapel Hill, and funded by grant P01-HD31921 from the Eunice Kennedy Shriver National Institute of Child Health and Human Development, with cooperative funding from 23 other federal agencies and foundations. Special acknowledgment is due Ronald R. Rindfuss and Barbara Entwisle for assistance in the original design. Information on how to obtain the Add Health data files is available on the Add Health website. No direct support was received from grant P01-HD31921 for this analysis.

References

- Abadie, A. and Imbens, G. W. (2006). Large sample properties of matching estimators for average treatment effects. *econometrica*, 74(1):235–267.
- Aronow, P. M. and Samii, C. (2017). Estimating average causal effects under general interference, with application to a social network experiment. *The Annals of Applied Statistics*, 11(4):1912–1947.
- Athey, S., Tibshirani, J., Wager, S., et al. (2019). Generalized random forests. *Annals of Statistics*, 47(2):1148–1178.
- Banerjee, A., Chandrasekhar, A. G., Duflo, E., and Jackson, M. O. (2013). The diffusion of micro-finance. *Science*, 341(6144).
- Bargagli Stoffi, F., Tortú, C., and Forastiere, L. (2020). Heterogeneous treatment and spillover effects under clustered network interference. *Costanza and Forastiere, Laura, Heterogeneous Treatment and Spillover Effects Under Clustered Network Interference (August 3, 2020)*.
- Barkley, B. G., Hudgens, M. G., Clemens, J. D., Ali, M., Emch, M. E., et al. (2020). Causal inference from observational studies with clustered interference, with application to a cholera vaccine study. *Annals of Applied Statistics*, 14(3):1432–1448.
- Blanchet, J. H., Chen, N., and Glynn, P. W. (2015). Unbiased monte carlo computation of smooth functions of expectations via taylor expansions. In *2015 Winter Simulation Conference (WSC)*, pages 360–367. IEEE.
- Bramoullé, Y., Currarini, S., Jackson, M. O., Pin, P., and Rogers, B. W. (2012). Homophily and long-run integration in social networks. *Journal of Economic Theory*, 147(5):1754–1786.
- Bramoullé, Y., Djebbari, H., and Fortin, B. (2009). Identification of peer effects through social networks. *Journal of econometrics*, 150(1):41–55.
- Cattaneo, M. D. (2010). Efficient semiparametric estimation of multi-valued treatment effects under ignorability. *Journal of Econometrics*, 155(2):138–154.
- Centola, D. (2010). The spread of behavior in an online social network experiment. *science*, 329(5996):1194–1197.
- Chen, X. (2007). Large sample sieve estimation of semi-nonparametric models. *Handbook of econometrics*, 6:5549–5632.
- Chin, A. (2018). Central limit theorems via stein’s method for randomized experiments under interference. *arXiv preprint arXiv:1804.03105*.
- Christakis, N. A. and Fowler, J. H. (2013). Social contagion theory: examining dynamic social networks and human behavior. *Statistics in medicine*, 32(4):556–577.
- Clark, A. E. and Lohéac, Y. (2007). “it wasn’t me, it was them!” social influence in risky behavior by adolescents. *Journal of health economics*, 26(4):763–784.
- Cox, D. R. (1958). Planning of experiments.

- Diego, M. A., Field, T. M., and Sanders, C. E. (2003). Academic performance, popularity, and depression predict adolescent substance use. *Adolescence*, 38(149):35–43.
- Duflo, E., Dupas, P., and Kremer, M. (2011). Peer effects, teacher incentives, and the impact of tracking: Evidence from a randomized evaluation in kenya. *American Economic Review*, 101(5):1739–74.
- Eisenberg, D., Golberstein, E., and Whitlock, J. L. (2014). Peer effects on risky behaviors: New evidence from college roommate assignments. *Journal of health economics*, 33:126–138.
- Fadlon, I. and Nielsen, T. H. (2019). Family health behaviors. *American Economic Review*, 109(9):3162–91.
- Forastiere, L., Airoidi, E. M., and Mealli, F. (2020). Identification and estimation of treatment and interference effects in observational studies on networks. *Journal of the American Statistical Association*, pages 1–18.
- Goldsmith-Pinkham, P. and Imbens, G. W. (2013). Social networks and the identification of peer effects. *Journal of Business & Economic Statistics*, 31(3):253–264.
- Hahn, J. (1998). On the role of the propensity score in efficient semiparametric estimation of average treatment effects. *Econometrica*, pages 315–331.
- Halloran, M. E. and Struchiner, C. J. (1995). Causal inference in infectious diseases. *Epidemiology*, pages 142–151.
- Harris, K. M., Halpern, C. T., Whitsel, E., Hussey, J., Tabor, J., Entzel, P., and Udry, J. R. (2009). The national longitudinal study of adolescent to adult health: Research design.
- Heckman, J. J., Lochner, L., and Taber, C. (1998). General-equilibrium treatment effects: A study of tuition policy. *The American Economic Review*, 88(2):381–386.
- Hirano, K., Imbens, G. W., and Ridder, G. (2003). Efficient estimation of average treatment effects using the estimated propensity score. *Econometrica*, 71(4):1161–1189.
- Hudgens, M. G. and Halloran, M. E. (2008). Toward causal inference with interference. *Journal of the American Statistical Association*, 103(482):832–842.
- Imbens, G. W. and Rubin, D. B. (2015). *Causal inference in statistics, social, and biomedical sciences*. Cambridge University Press.
- Jagadeesan, R., Pillai, N. S., Volfovsky, A., et al. (2020). Designs for estimating the treatment effect in networks with interference. *Annals of Statistics*, 48(2):679–712.
- Jeynes, W. H. (2002). The relationship between the consumption of various drugs by adolescents and their academic achievement. *The American journal of drug and alcohol abuse*, 28(1):15–35.
- Johari, R., Li, H., Liskovich, I., and Weintraub, G. Y. (2022). Experimental design in two-sided platforms: An analysis of bias. *Management Science*.
- Kang, J. D., Schafer, J. L., et al. (2007). Demystifying double robustness: A comparison of alternative strategies for estimating a population mean from incomplete data. *Statistical science*, 22(4):523–539.

- Liu, L. and Hudgens, M. G. (2014). Large sample randomization inference of causal effects in the presence of interference. *Journal of the american statistical association*, 109(505):288–301.
- Liu, L., Hudgens, M. G., and Becker-Dreps, S. (2016). On inverse probability-weighted estimators in the presence of interference. *Biometrika*, 103(4):829–842.
- Liu, L., Hudgens, M. G., Saul, B., Clemens, J. D., Ali, M., and Emch, M. E. (2019). Doubly robust estimation in observational studies with partial interference. *Stat*, 8(1):e214.
- Manski, C. F. (1993). Identification of endogenous social effects: The reflection problem. *The review of economic studies*, 60(3):531–542.
- McGrath, C.-E., Watson, A. L., and Chassin, L. (1999). Academic achievement in adolescent children of alcoholics. *Journal of studies on alcohol*, 60(1):18–26.
- McPherson, M., Smith-Lovin, L., and Cook, J. M. (2001). Birds of a feather: Homophily in social networks. *Annual review of sociology*, 27(1):415–444.
- Miguel, E. and Kremer, M. (2004). Worms: identifying impacts on education and health in the presence of treatment externalities. *Econometrica*, 72(1):159–217.
- Moka, S. B., Kroese, D. P., and Juneja, S. (2019). Unbiased estimation of the reciprocal mean for non-negative random variables. In *2019 Winter Simulation Conference (WSC)*, pages 404–415. IEEE.
- Munro, E., Wager, S., and Xu, K. (2021). Treatment effects in market equilibrium. *arXiv preprint arXiv:2109.11647*.
- Newey, W. K. (1994). The asymptotic variance of semiparametric estimators. *Econometrica: Journal of the Econometric Society*, pages 1349–1382.
- Newey, W. K. (1997). Convergence rates and asymptotic normality for series estimators. *Journal of econometrics*, 79(1):147–168.
- Ogburn, E. L., VanderWeele, T. J., et al. (2017). Vaccines, contagion, and social networks. *Annals of Applied Statistics*, 11(2):919–948.
- Park, C. and Kang, H. (2020). Efficient semiparametric estimation of network treatment effects under partial interference. *arXiv preprint arXiv:2004.08950*.
- Perez-Heydrich, C., Hudgens, M. G., Halloran, M. E., Clemens, J. D., Ali, M., and Emch, M. E. (2014). Assessing effects of cholera vaccination in the presence of interference. *Biometrics*, 70(3):731–741.
- Robins, J. M., Rotnitzky, A., and Zhao, L. P. (1994). Estimation of regression coefficients when some regressors are not always observed. *Journal of the American statistical Association*, 89(427):846–866.
- Robins, J. M., Rotnitzky, A., and Zhao, L. P. (1995). Analysis of semiparametric regression models for repeated outcomes in the presence of missing data. *Journal of the american statistical association*, 90(429):106–121.
- Rosenbaum, P. R. and Rubin, D. B. (1983). The central role of the propensity score in observational studies for causal effects. *Biometrika*, 70(1):41–55.

- Rubin, D. B. (1974). Estimating causal effects of treatments in randomized and nonrandomized studies. *Journal of educational Psychology*, 66(5):688.
- Rubin, D. B. (1980). Randomization analysis of experimental data: The fisher randomization test comment. *Journal of the American Statistical Association*, 75(371):591–593.
- Rubin, D. B. (1986). Comment: Which ifs have causal answers. *Journal of the American statistical association*, 81(396):961–962.
- Sacerdote, B. (2001). Peer effects with random assignment: Results for dartmouth roommates. *The Quarterly journal of economics*, 116(2):681–704.
- Saint-Jacques, G., Varshney, M., Simpson, J., and Xu, Y. (2019). Using ego-clusters to measure network effects at linkedin. *arXiv preprint arXiv:1903.08755*.
- Sävje, F., Aronow, P. M., and Hudgens, M. G. (2021). Average treatment effects in the presence of unknown interference. *The Annals of Statistics*, 49(2):673–701.
- Scharfstein, D. O., Rotnitzky, A., and Robins, J. M. (1999). Adjusting for nonignorable drop-out using semiparametric nonresponse models. *Journal of the American Statistical Association*, 94(448):1096–1120.
- Sobel, M. E. (2006). What do randomized studies of housing mobility demonstrate? causal inference in the face of interference. *Journal of the American Statistical Association*, 101(476):1398–1407.
- Tchetgen, E. J. T. and VanderWeele, T. J. (2012). On causal inference in the presence of interference. *Statistical methods in medical research*, 21(1):55–75.
- Microsoft Research (2019). EconML: A Python Package for ML-Based Heterogeneous Treatment Effects Estimation. <https://github.com/microsoft/EconML>. Version 0.11.1.
- Tortú, C., Crimaldi, I., Mealli, F., and Forastiere, L. (2020). Modelling network interference with multi-valued treatments: the causal effect of immigration policy on crime rates. *arXiv preprint arXiv:2003.10525*.
- Tsiatis, A. A. and Davidian, M. (2007). Comment: Demystifying double robustness: A comparison of alternative strategies for estimating a population mean from incomplete data. *Statistical science: a review journal of the Institute of Mathematical Statistics*, 22(4):569.
- Ugander, J., Karrer, B., Backstrom, L., and Kleinberg, J. (2013). Graph cluster randomization: Network exposure to multiple universes. In *Proceedings of the 19th ACM SIGKDD international conference on Knowledge discovery and data mining*, pages 329–337.
- Vazquez-Bare, G. (2022). Identification and estimation of spillover effects in randomized experiments. *Journal of Econometrics*.
- Yuan, Y., Altenburger, K., and Kooti, F. (2021). Causal network motifs: Identifying heterogeneous spillover effects in a/b tests. In *Proceedings of the Web Conference 2021*, pages 3359–3370.

Appendices

Appendix A Additional Theoretical Results

A.1 Lemma for Conditional Exchangeability

Lemma 1. *Suppose Assumption 5 holds. If for any c, i , and any permutation $\pi_j(\cdot) \in \mathbb{S}^{|\mathcal{I}_j \setminus i|}$ for all j , $\mathbf{z} \in \{0, 1\}^n$ and $\mathbf{x} \in \mathbb{R}^{n \times d_x}$*

$$\mathbb{E}[Y_{c,i}(z, \mathbf{z}_{c,(i)}) \mid \mathbf{X}_c] = \mathbb{E}[Y_{c,i}(z_{c,i}, \pi_1(\mathbf{z}_{c,(i),1}), \dots, \pi_m(\mathbf{z}_{c,(i),m})) \mid X_{c,i}, \pi_1(\mathbf{X}_{c,(i),1}), \dots, \pi_m(\mathbf{X}_{c,(i),m})],$$

then the following holds:

$$\mu_{i,(z,\mathbf{g})}(X_{c,i}, \mathbf{X}_{c,(i)}) := \mathbb{E}[Y_{c,i}(z, g) \mid X_{c,i}, \mathbf{X}_{c,(i)}] = \mathbb{E}[Y_{c,i}(z, \mathbf{g}) \mid X_{c,i}, \pi_1(\mathbf{X}_{c,(i),1}), \dots, \pi_m(\mathbf{X}_{c,(i),m})].$$

A.2 Generalized AIPW Estimator

In this section, we state the omitted result on oracle AIPW estimators in Proposition 1, as well as additional asymptotic results for spillover and more general causal estimands omitted in the main text. Corollary 1 is analogous to Theorem 2 and states that $\hat{\tau}^{\text{aipw}}(z, \mathbf{g})$ is asymptotically normal and semiparametrically efficient, and provides the expression for the asymptotic variance. Theorem 6 is the most general result that implies Theorem 2 and Corollary 1, and we will provide its proof in Appendix D.

Proposition 1 (Oracle AIPW Estimator). *Suppose Assumptions 1-4 hold. For all $j \in \{1, \dots, m\}$, the oracle AIPW estimator $\beta_j^{\text{aipw}}(\mathbf{g})$ is unbiased and consistent for $\beta_j(\mathbf{g})$, where $\beta_j^{\text{aipw}}(\mathbf{g})$ replaces $\hat{p}_{i,(z,\mathbf{g})}(\mathbf{X}_c)$ with $p_{i,(z,\mathbf{g})}(\mathbf{X}_c)$ and $\hat{\mu}_{i,(z,\mathbf{g})}(\mathbf{X}_c)$ with $\mu_{i,(z,\mathbf{g})}(\mathbf{X}_c)$ in $\hat{\beta}_j^{\text{aipw}}(\mathbf{g})$.*

Theorem 6 (Asymptotic Normality, General Estimand). *Suppose the assumptions in Theorem 2 hold. As $M \rightarrow \infty$, for any subset j and treatment assignments (z, \mathbf{g}) and (z', \mathbf{g}') , we have*

$$\sqrt{M}((\hat{\psi}_j^{\text{aipw}}(z, \mathbf{g}) - \hat{\psi}_j^{\text{aipw}}(z', \mathbf{g}')) - (\psi_j(z, \mathbf{g}) - \psi_j(z', \mathbf{g}'))) \xrightarrow{d} \mathcal{N}(0, V_{j,z,z',\mathbf{g},\mathbf{g}'}) \quad (20)$$

where $V_{j,z,z',\mathbf{g},\mathbf{g}'}$ equals

$$V_{j,z,z',\mathbf{g},\mathbf{g}'} = \frac{1}{|\mathcal{I}_j|^2} \sum_{i \in \mathcal{I}_j} \mathbb{E} \left[\frac{\sigma_{i,(z,\mathbf{g})}^2(\mathbf{X}_c)}{p_{i,(z,\mathbf{g})}(\mathbf{X}_c)} + \frac{\sigma_{i,(z',\mathbf{g}')}^2(\mathbf{X}_c)}{p_{i,(z',\mathbf{g}')}(\mathbf{X}_c)} + (\mu_{i,z,z',\mathbf{g},\mathbf{g}'}(\mathbf{X}_c) - \mu_{i,z,z',\mathbf{g},\mathbf{g}'}(\mathbf{g}'))^2 \right] \quad (21)$$

$$+ \frac{1}{|\mathcal{I}_j|^2} \sum_{i,i' \in \mathcal{I}_j, i \neq i'} \mathbb{E}[(\mu_{i,z,z',\mathbf{g},\mathbf{g}'}(\mathbf{X}_c) - \mu_{i,z,z',\mathbf{g},\mathbf{g}'}(\mathbf{g}'))(\mu_{i',z,z',\mathbf{g},\mathbf{g}'}(\mathbf{X}_c) - \mu_{i',z,z',\mathbf{g},\mathbf{g}'}(\mathbf{g}'))] \quad (22)$$

where $\sigma_{i,(z,\mathbf{g})}^2(\mathbf{X}_c) = \text{Var}[Y_{c,i}(z, \mathbf{g}) \mid \mathbf{X}_c]$, $\mu_{i,(z,\mathbf{g})} = \mathbb{E}[Y_{c,i}(z, \mathbf{g})]$, $\mu_{i,z,z',\mathbf{g},\mathbf{g}'}(\mathbf{X}_c) = \mu_{i,(z,\mathbf{g})}(\mathbf{X}_c) - \mu_{i,(z',\mathbf{g}')}(\mathbf{X}_c)$ and $\mu_{i,z,z',\mathbf{g},\mathbf{g}'} = \mu_{i,(z,\mathbf{g})} - \mu_{i,(z',\mathbf{g}')}.$

When $z = 1, z' = 0$ and $\mathbf{g}' = \mathbf{g}$, Theorem 6 reduces to Theorem 2. When $z' = z$ and $\mathbf{g}' = 0$, Theorem 6 reduces to the following result for spillover effects $\tau(z, \mathbf{g})$.

Corollary 1 (Asymptotic Normality, ASE). *Suppose the assumptions in Theorem 1 hold. As $M \rightarrow \infty$, for any \mathbf{g} , we have $\hat{\tau}^{\text{aipw}}(z, \mathbf{g}) \xrightarrow{P} \tau(z, \mathbf{g})$ if either $\hat{p}_{i,(z,\mathbf{g})}(\mathbf{X}_c)$ or $\hat{\mu}_{i,(z,\mathbf{g})}(\mathbf{X}_c)$ is uniformly consistent, and*

$$\sqrt{M}(\hat{\tau}^{\text{aipw}}(z, \mathbf{g}) - \tau(z, \mathbf{g})) \xrightarrow{d} \mathcal{N}(0, V_{j,z,\mathbf{g}}), \quad (23)$$

where $V_{j,z,\mathbf{g}}$ is the asymptotic variance bound for $\beta(\mathbf{g})$ and equals

$$V_{j,z,\mathbf{g}} = \frac{1}{|\mathcal{I}_j|^2} \sum_{i \in \mathcal{I}_j} \mathbb{E} \left[\frac{\sigma_{i,z,\mathbf{g}}^2(\mathbf{X}_c)}{p_{i,(z,\mathbf{g})}(\mathbf{X}_c)} + \frac{\sigma_{i,z,0}^2(\mathbf{X}_c)}{p_{i,(z,0)}(\mathbf{X}_c)} + (\tau_{i,z,\mathbf{g}}(\mathbf{X}_c) - \tau_{i,z,\mathbf{g}})^2 \right] \quad (24)$$

$$+ \frac{1}{n^2} \sum_{i \neq j} \mathbb{E} [(\tau_{i,z,\mathbf{g}}(\mathbf{X}_c) - \tau_{i,z,\mathbf{g}})(\tau_{j,z,\mathbf{g}}(\mathbf{X}_c) - \tau_{j,z,\mathbf{g}})] \quad (25)$$

where $p_{i,\mathbf{g}}(\mathbf{X}_c) = P(\mathbf{G}_{c,i} = \mathbf{g} | \mathbf{X}_c)$, $q_{i,z}(\mathbf{X}_c) = P(Z_{c,i} = z | \mathbf{X}_c)$, $\sigma_{i,z,\mathbf{g}}^2(\mathbf{X}_c) = \text{Var}[Y_{c,i}(z, \mathbf{g}) | \mathbf{X}_c]$, $\tau_{i,z,\mathbf{g}}(\mathbf{X}_c) = \mathbb{E}[Y_{c,i}(z, \mathbf{g}) - Y_{c,i}(z, 0) | \mathbf{X}_c]$ and $\tau_{i,z,\mathbf{g}} = \mathbb{E}[Y_{c,i}(z, \mathbf{g}) - Y_{c,i}(z, 0)]$.

A.3 AIPW Estimators for Varying Cluster Sizes

We consider more general estimands for varying cluster sizes. For fixed \mathbf{g} and \mathbf{g}' and units of type j , we are interested in the following estimands

$$\psi_j(z, \mathbf{g}) - \psi_j(z', \mathbf{g}') = \sum_{n \in \mathcal{S}} \omega_{n,j} (\psi_{n,j}(z, \mathbf{g}) - \psi_{n,j}(z', \mathbf{g}')),$$

where

$$\omega_{n,j} = \frac{p_n \mathbf{1}\{\mathbf{g}, \mathbf{g}' \leq \mathbf{g}_{n,j,\max}\}}{\sum_{n' \in \mathcal{S}} p_{n'} \mathbf{1}\{\mathbf{g}, \mathbf{g}' \leq \mathbf{g}_{n',j,\max}\}}$$

$\mathbf{g}_{n,j,\max} \in \mathbb{R}^m$ denotes the the maximum treated neighbors a unit in \mathcal{I}_j could have in clusters with size n .

The following theorem shows that $\hat{\psi}_j^{\text{aipw}}(z, \mathbf{g}) - \hat{\psi}_j^{\text{aipw}}(z', \mathbf{g}')$ is consistent and asymptotically normal under varying cluster sizes, which includes Theorem 5 as a special case.

Theorem 7 (Varying Cluster Sizes, General Estimand). *Suppose the assumptions in Theorem 1 hold, $|\mathcal{S}|$ is finite and p_n is bounded away from 0 for all $n \in \mathcal{S}$. As $M \rightarrow \infty$, for any subset j , treatment assignments (z, \mathbf{g}) and (z', \mathbf{g}') , $\hat{\psi}_j^{\text{aipw}}(z, \mathbf{g}) - \hat{\psi}_j^{\text{aipw}}(z', \mathbf{g}')$ are consistent, and*

$$\sqrt{M}((\hat{\psi}_j^{\text{aipw}}(z, \mathbf{g}) - \hat{\psi}_j^{\text{aipw}}(z', \mathbf{g}')) - (\psi_j(z, \mathbf{g}) - \psi_j(z', \mathbf{g}'))) \xrightarrow{d} \mathcal{N}\left(0, V_{j,z,z',\mathbf{g},\mathbf{g}'}^{(1)} + V_{j,z,z',\mathbf{g},\mathbf{g}'}^{(2)}\right)$$

where

$$V_{j,z,z',\mathbf{g},\mathbf{g}'}^{(1)} = \sum_{n \in \mathcal{S}} \left(\frac{p_n \mathbf{1}\{\mathbf{g}, \mathbf{g}' \leq \mathbf{g}_n - e_j\}}{\sum_{n' \in \mathcal{S}} p_{n'} \mathbf{1}\{\mathbf{g}, \mathbf{g}' \leq \mathbf{g}_{n'} - e_j\}} \right)^2 \frac{1}{p_n} V_{n,j,z,z',\mathbf{g},\mathbf{g}'}$$

$$V_{j,z,z',\mathbf{g},\mathbf{g}'}^{(2)} = \frac{\sum_{n \in \mathcal{S}} c_{n,j,z,z',\mathbf{g},\mathbf{g}'}^2 (1 - p_n) p_n - \sum_{n \neq n'} c_{n,j,z,z',\mathbf{g},\mathbf{g}'} c_{n',j,z,z',\mathbf{g},\mathbf{g}'} p_n p_{n'}}{\left(\sum_{n' \in \mathcal{S}} p_{n'} \mathbf{1}\{\mathbf{g}, \mathbf{g}' \leq \mathbf{g}_{n'} - e_j\} \right)^4}$$

with $V_{n,j,z,z',\mathbf{g},\mathbf{g}'}$ to be the semiparametric bound in (22) for cluster size n and

$$c_{n,j,z,z',\mathbf{g},\mathbf{g}'} = \mathbf{1}_{\|\mathbf{g}\|_1 \leq n} \left[(\psi_{n,j}(z, \mathbf{g}) - \psi_{n,j}(z', \mathbf{g}')) \left(\sum_{n' \in \mathcal{S}} p_{n'} \mathbf{1}_{\|\mathbf{g}\|_1 \leq n'} \right) - \left(\sum_{n' \in \mathcal{S}} p_{n'} \mathbf{1}_{\|\mathbf{g}\|_1 \leq n'} (\psi_{n',j}(z, \mathbf{g}) - \psi_{n',j}(z', \mathbf{g}')) \right) \right].$$

Appendix B Estimation Considerations

Our theoretical results are primarily developed under non-parametric sieve estimators for the propensity and outcome models. We therefore provide additional details for the sieve estimators in Appendix B.1.

Note that our theoretical results also work on parametric estimators under suitable assumptions. When data is limited, parametric estimators may be preferable. For this case, we provide a few simplifications for the estimation of propensity and outcome models, that can be used when efficiency is a primary concern.

B.1 Non-parametric Estimation Approach

In cases where we are concerned with the model misspecification when using parametric estimators for the propensity and outcome models, we could consider nonparametric series estimators (Newey, 1997; Chen, 2007; Hirano et al., 2003; Cattaneo, 2010). Let $\{r_k(\mathbf{x})\}_{k=1}^{\infty}$ be a sequence of known approximation functions. For the conditional outcome $\mu_{i,(z,\mathbf{g})}(\mathbf{X}_c)$, we only use the units whose index in the cluster is i , own treatment is z , number of treated neighbors is g , and approximate $\mu_{i,(z,\mathbf{g})}(\mathbf{X}_c)$ by $\hat{\mu}_{i,(z,\mathbf{g})}(\mathbf{X}_c) = R_K(\mathbf{X}_c)^\top \hat{\boldsymbol{\theta}}_{i,K,(z,\mathbf{g})}$, where $R_K(\mathbf{x}) = \begin{pmatrix} r_1(\mathbf{x}) & \cdots & r_K(\mathbf{x}) \end{pmatrix}^\top$ and $\hat{\boldsymbol{\theta}}_{i,K,(z,\mathbf{g})}$ is estimated from the ordinary least squares estimator

$$\begin{aligned} \hat{\boldsymbol{\theta}}_{i,K,(z,\mathbf{g})} = & \left(\sum_{c=1}^M \mathbf{1}\{Z_{c,i} = z, \mathbf{G}_{c,i} = \mathbf{g}\} R_K(\mathbf{X}_c) R_K(\mathbf{X}_c)^\top \right)^{-1} \\ & \times \sum_{c=1}^M \mathbf{1}\{Z_{c,i} = z, \mathbf{G}_{c,i} = \mathbf{g}\} R_K(\mathbf{X}_c)^\top Y_{c,i}. \end{aligned} \quad (26)$$

For the propensity score $p_{i,(z,\mathbf{g})}(\mathbf{X}_c)$, we use $h(\mathbf{X}_c; \boldsymbol{\gamma}_{i,K,(z,\mathbf{g})}) = R_K(\mathbf{X}_c)^\top \boldsymbol{\gamma}_{i,K,(z,\mathbf{g})}$ to approximate the log of the odds $p_{i,(z,\mathbf{g})}(\mathbf{X}_c)/p_{i,(0,\mathbf{0})}(\mathbf{X}_c)$ for all $(z, \mathbf{g}) \neq (0, \mathbf{0})$ and for all unit i , where $(0, \mathbf{0})$ denotes all units in the cluster are under control. Since there are many possible realizations for (z, \mathbf{g}) , we use the multinomial logistic sieve estimator (MLSE) similar to Cattaneo (2010) to estimate $p_{i,(z,\mathbf{g})}(\mathbf{X}_c)$ that maximizes the following log-likelihood function

$$\hat{\boldsymbol{\gamma}}_{i,K} = \arg \max_{\boldsymbol{\gamma}_{i,K}: \boldsymbol{\gamma}_{i,K}, (0,\mathbf{0}) = \mathbf{0}} \sum_{c=1}^M \sum_{z,\mathbf{g}} \mathbf{1}\{Z_{c,i} = z, \mathbf{G}_{c,i} = \mathbf{g}\} \log \left(\frac{\exp(h(\mathbf{X}_c; \boldsymbol{\gamma}_{i,K,(z,\mathbf{g})}))}{\sum_{z',\mathbf{g}'} \exp(h(\mathbf{X}_c; \boldsymbol{\gamma}_{i,K,(z',\mathbf{g}')}))} \right) \quad (27)$$

where we restrict $\boldsymbol{\gamma}_{i,K,(0,\mathbf{0})} = \mathbf{0}$ for the identification purpose. The objective function (27) is reduced to the classical multinomial logistic regression when $R_K(\mathbf{x}) = \mathbf{x}$.

The major difference compared to conventional (sieve) maximum likelihood estimation of propensity models under SUTVA is that a unit's log-likelihood depends on covariates of all units in the same cluster. Treatments of units in different clusters are still independent, so (sieve) maximum likelihood estimation can be applied to the joint propensity model. Let $\hat{\boldsymbol{\gamma}}_i$ be the solution that maximizes the log-likelihood function $\ell_{M,i}(\boldsymbol{\gamma}_i)$ defined in Eq. (27).

Following similar arguments as Cattaneo (2010), we can show $\hat{\boldsymbol{\theta}}_{i,K} \hat{\boldsymbol{\gamma}}_{i,K}$ is consistent under the additional continuity assumption on propensity and conditional outcome functions and boundedness assumption on covariates and outcome.

Assumption 7 (Continuity and Boundedness).

1. For all (z, \mathbf{g}) , $p_{i,(z,\mathbf{g})}(\cdot)$ and $\mu_{i,(z,\mathbf{g})}(\cdot)$ are s times differentiable with $s/k_x > 5\eta/2 + 1/2$ where $\eta = 1$ or $\eta = 1/2$ depending on whether power series or splines are used as basis functions.

2. \mathbf{X}_c is continuously distributed with density bounded and bounded away from zero on its compact support \mathcal{X} , and $|Y_{c,i}(z, \mathbf{g})| < \infty$.

B.2 Parametric Simplifications of Estimation Methods

In practice, estimating a propensity model $p_{i,(z,\mathbf{g})}(\mathbf{X}_c)$ and an outcome model $\mu_{i,(z,\mathbf{g})}(\mathbf{X}_c)$ for every i can be challenging, especially when we do not have a sufficiently large sample size to precisely estimate the model parameters for every i . One may consider various simplifications of the propensity and conditional outcome models and reduce the number of model parameters.

First, one could leverage the permutation invariance property of the covariates of neighbors in the same subset \mathcal{I}_j , as is assumed of $p_{i,(z,\mathbf{g})}(\mathbf{X}_c)$ in Assumption 6 and shown in Lemma 1 in Appendix A for $\mu_{i,(z,\mathbf{g})}(\mathbf{X}_c)$. Then one could consider models that only use permutation-invariant statistics of \mathbf{X}_c , such as the mean (over each \mathcal{I}_j), instead of \mathbf{X}_c itself.

Second, one could assume that the outcome and joint propensity model parameters $\theta_{i,K,(z,\mathbf{g})}$ and $\gamma_{i,K,(z,\mathbf{g})}$ in the sieve estimators do not depend on i , which is reasonable when units' heterogeneity can be completely captured by covariates \mathbf{x} . Then the number of parameters is reduced and one can use all units in a cluster to estimate $\theta_{K,(z,\mathbf{g})}$ and $\gamma_{K,(z,\mathbf{g})}$. Note that this simplification is not restricted to sieve estimators, since we can assume model is the same for any i for any parametric estimation approach.

Third, based on the factorization of the joint propensity model

$$p_{i,(z,\mathbf{g})}(\mathbf{X}_c) = P(Z_{c,i} = z \mid \mathbf{X}_c) \cdot \prod_{j=1}^m P(\mathbf{G}_{c,i,j} = \mathbf{g}_j \mid \mathbf{X}_c, Z_{c,i} = z, \dots, \mathbf{G}_{c,i,j-1} = \mathbf{g}_{j-1}),$$

one could estimate the first term with logistic regression and estimate each term in the product with a multinomial logistic regression. In practice, this simplification proves to be a sensible approximation and can significantly reduce the number of parameters in the joint propensity model.

Last but not least, in some applications it is reasonable to assume that the treatment assignments of all units in a cluster are conditionally independent given \mathbf{X}_c ,

$$P(\mathbf{Z}_c \mid \mathbf{X}_c) = \prod_i P(Z_{c,i} = z \mid \mathbf{X}_c). \quad (28)$$

If we further assume $P(Z_{c,i} = z \mid \mathbf{X}_c)$ is the same for all i , then the estimation of $P(\mathbf{Z}_c \mid \mathbf{X}_c)$ is simplified to estimating $P(Z_{c,i} = 1 \mid \mathbf{X}_c)$ (e.g. from logistic regression), which is essentially the same problem as that in the classical setting without interference. In this case, the neighborhood propensity $P(\mathbf{G}_{c,i} = \mathbf{g} \mid \mathbf{X}_c)$ can be written as an analytical function of $P(Z_{c,j} = z_j \mid \mathbf{X}_c)$. For example, when $m = 1$ and all units in a cluster are exchangeable, then both $\mathbf{G}_{c,i}$ and \mathbf{g} are scalars (i.e., $\mathbf{G}_{c,i} = G_{c,i,1}$ and $\mathbf{g} = g_1$, where g_1 is the first coordinate in \mathbf{g}), and $p_{i,\mathbf{g}}(\mathbf{X}_c)$ takes the form of

$$P(\mathbf{G}_{c,i} = \mathbf{g} \mid \mathbf{X}_c) = P(G_{c,i,1} = g_1 \mid \mathbf{X}_c) = \sum_{\mathbf{z} \in \{0,1\}^{n-1}} \mathbf{1}\{\|\mathbf{z}\|_1 = g_1\} \prod_{j \neq i} P(Z_{c,j} = z_j \mid \mathbf{X}_c),$$

where \mathbf{z} denotes the treatment realization of the $n - 1$ neighbors of unit i , and z_j denotes the treatment realization of unit j defined by \mathbf{z} .

A further simplification involves aggregating models of $p_{i,(z,\mathbf{g})}(\mathbf{X}_c)$ and $\mu_{i,(z,\mathbf{g})}(\mathbf{X}_c)$ over different (z, \mathbf{g}) pairs. For example, assuming that there is a universal propensity model $p(\mathbf{X}_c, z, \mathbf{g})$ and outcome model $\mu(\mathbf{X}_c, z, \mathbf{g})$ for every i, z, \mathbf{g} . This simplification can be particularly useful when the cluster size n or number

of subsets m in the conditional exchangeability assumption is large, so that there are a large number of pairs of (z, \mathbf{g}) . In this case, estimating a separate model for each (z, \mathbf{g}) can be infeasible.

Appendix C Additional Hypothesis Tests

In the following, we list two groups of null hypotheses that may be of practical interest. The first are about average direct treatment effects $\beta_j(\mathbf{g})$, and the second are about average spillover effects $\tau_j(z, \mathbf{g}, \mathbf{g}')$. In particular, they include tests for the *presence* of interference in observational data.

For $\beta_j(\mathbf{g})$, the first null hypothesis is to test if the direct treatment effect is zero given a specific vector of number of treated neighbors \mathbf{g} , i.e.

$$\mathcal{H}_0 : \beta_j(\mathbf{g}) = 0 \text{ for a fixed } \mathbf{g}$$

The second one is the global analog of the first null hypothesis to test if the direct treatment effect $\beta_j(\mathbf{g})$ is zero for a collection of vectors of number of treated neighbors, i.e.

$$\mathcal{H}_0 : \beta_j(\mathbf{g}) = 0 \text{ for } \mathbf{g} \in \mathcal{G}$$

where \mathcal{G} could be for example the set of \mathbf{g} with $\|\mathbf{g}\|_1 = g_0$, i.e. we are interested in whether the average direct treatment effect is zero whenever there are g_0 treated neighbors. Note that we have the multiple hypothesis issue for this type of global test, and we can use Bonferroni-corrected p -values from the first local hypothesis test to address this issue. Beyond testing zero direct treatment effects, our results also allow us to test if the direct treatment effect equals a particular value.

The third type of null hypothesis is to test if the direct treatment effect is the same for two specific vectors of number of treated neighbors \mathbf{g} and \mathbf{g}' , i.e.

$$\mathcal{H}_0 : \beta_j(\mathbf{g}) - \beta_j(\mathbf{g}') = 0 \text{ for fixed } \mathbf{g} \text{ and } \mathbf{g}'$$

We need to generalize Theorem 2 to estimate the variance of $\beta_j(\mathbf{g}) - \beta_j(\mathbf{g}')$ and construct the test statistic, but it is a straightforward extension. Given the influence function $\phi_{j,\mathbf{g}}(\mathbf{Y}_c, \mathbf{Z}_c, \mathbf{X}_c)$ of $\beta_j(\mathbf{g})$ (provided in the proof of Theorem 2), the influence function for $\beta_j(\mathbf{g}) - \beta_j(\mathbf{g}')$ is $\phi_{j,\mathbf{g}}(\mathbf{Y}_c, \mathbf{Z}_c, \mathbf{X}_c) - \phi_{j,\mathbf{g}'}(\mathbf{Y}_c, \mathbf{Z}_c, \mathbf{X}_c)$. The variance of this influence function is the asymptotic variance of $\beta_j(\mathbf{g}) - \beta_j(\mathbf{g}')$. Another related null hypothesis is

$$\mathcal{H}_0 : \beta_j(\mathbf{g}) - \beta_j(\mathbf{g}') = 0 \text{ for any } \mathbf{g} \text{ and } \mathbf{g}'$$

Rejecting this null hypothesis allows us to conclude that there is interference in the data.

Finally, for average direct effects $\beta_j(\mathbf{g})$, we may also be interested in the average effects across all units, i.e. the average of $\beta_j(\mathbf{g})$ weighted by the fraction of units in subset j :

$$\mathcal{H}_0 : \sum_j \frac{|\mathcal{I}_j|}{n} \beta_j(\mathbf{g}) = 0 \text{ for fixed } \mathbf{g}$$

or in comparisons between $\beta_j(\mathbf{g})$ and $\beta_{j'}(\mathbf{g})$:

$$\mathcal{H}_0 : \beta_j(\mathbf{g}) - \beta_{j'}(\mathbf{g}) = 0 \text{ for fixed } \mathbf{g}$$

which allows us to test whether effects are heterogeneous across different subsets of units. Moreover, it

provides evidence on the validity of a particular partial exchangeability specification. Such null hypotheses involving multiple j 's can be tested easily using feasible variance estimators, since units in different subsets \mathcal{I}_j and $\mathcal{I}_{j'}$ are conditionally independent, so that the asymptotic variance is simply the (weighted) sum of individual asymptotic variances $V_{\beta_j}(\mathbf{g})$ over j .

For the average spillover effects we have analogous null hypotheses. First, we can test if $\tau_j(z, \mathbf{g}, \mathbf{g}')$ is zero given specific treatment status z and vectors of number of treated neighbors \mathbf{g} and \mathbf{g}' , i.e.

$$\mathcal{H}_0 : \tau_j(z, \mathbf{g}, \mathbf{g}') = 0 \text{ for fixed } z, \mathbf{g}, \text{ and } \mathbf{g}'$$

A particularly interesting spillover effect is $\tau_j(0, \{|\mathcal{I}_j|\}_{j=1}^m, \mathbf{0}_m)$, where $\mathbf{0}_m$ is a vector of zeros with length m . $\tau_j(0, \{|\mathcal{I}_j|\}_{j=1}^m, \mathbf{0}_m)$ measures the spillovers of switching all neighbors from control to treatment, with ego not exposed to treatment directly.

The second null hypothesis is the (partial) global analog of the previous null hypothesis to test if the spillover effect is zero for a set of neighbors' treatments, i.e.

$$\mathcal{H}_0 : \tau_j(z, \mathbf{g}, \mathbf{g}') = 0 \text{ for } (\mathbf{g}, \mathbf{g}') \in \mathcal{G}$$

Here \mathcal{G} could be the set of $(\mathbf{g}, \mathbf{g}')$ that satisfies $\|\mathbf{g}\|_1 = g_0, \|\mathbf{g}'\|_1 = g_1$, i.e. we are interested in whether the average spillover effect of having g_0 treated neighbors vs. having g_1 treated neighbors is always equal to 0 regardless of the exact treatment configuration. Alternatively, we may be interested in testing whether the average spillover effect is zero beyond a certain number g_0 of treated neighbors. In this case, \mathcal{G} is the set of $(\mathbf{g}, \mathbf{g}')$ that satisfies $\|\mathbf{g}\|_1 \geq g_0, \|\mathbf{g}'\|_1 = g_0$, and the corresponding null hypothesis is written more concretely as

$$\mathcal{H}_0 : \tau_j(z, \mathbf{g}, \mathbf{g}_0) - \tau_j(z, \mathbf{g}', \mathbf{g}_0) = \tau_j(z, \mathbf{g}, \mathbf{g}') = 0 \text{ for } \|\mathbf{g}\|_1 \geq g_0, \|\mathbf{g}'\|_1 = g_0$$

Similar as before, we can use Bonferroni correction to address the multiple hypothesis testing issues for hypotheses involving multiple \mathbf{g}, \mathbf{g}' .

Finally, null hypotheses involving linear combinations of multiple j can be tested using (weighted) sums of feasible variance estimators for each $\hat{\tau}_j$, since conditional independence implies additivity of asymptotic variances.

Appendix D Proofs

Notations. $|\cdot|$ denotes the Frobenius matrix norm $|A| = \sqrt{\text{trace}(A^\top A)}$ and $\|\cdot\|_\infty$ denotes the sup-norm in all arguments for functions.

D.1 Proof of Lemma 1

Proof of Lemma 1. By definition and from Assumption 5, for any permutation π ,

$$\begin{aligned} & \mathbb{E}[Y_{c,i}(z_{c,i}, \mathbf{z}_{c,(i)}) \mid X_{c,i}, \mathbf{X}_{c,(i),1}, \dots, \mathbf{X}_{c,(i),m}] \\ &= \mathbb{E}[Y_{c,i}(z_{c,i}, \mathbf{z}_{c,(i)}) \mid X_{c,i}, \pi_1(\mathbf{X}_{c,(i),1}), \dots, \pi_m(\mathbf{X}_{c,(i),m})] \\ &= \mathbb{E}[Y_{c,i}(z_{c,i}, \pi_1(\mathbf{z}_{c,(i),1}), \dots, \pi_m(\mathbf{z}_{c,(i),m})) \mid X_{c,i}, \pi_1(\mathbf{X}_{c,(i),1}), \dots, \pi_m(\mathbf{X}_{c,(i),m})] \\ &= \mathbb{E}[Y_{c,i}(z_{c,i}, \pi_1(\mathbf{z}_{c,(i),1}), \dots, \pi_m(\mathbf{z}_{c,(i),m})) \mid X_{c,i}, \mathbf{X}_{c,(i)}]. \end{aligned}$$

The last inequality implies that only the number of treated neighbors in each subset matters instead of which neighborhood units in each subset are treated. Therefore,

$$\mathbb{E}[Y_{c,i}(z_{c,i}, \mathbf{z}_{c,(i)}) \mid X_{c,i}, \mathbf{X}_{c,(i)}] = \mathbb{E}[Y_{c,i}(z_{c,i}, \|\mathbf{z}_{c,(i),1}\|_1, \dots, \|\mathbf{z}_{c,(i),m}\|_1) \mid X_{c,i}, \mathbf{X}_{c,(i)}],$$

and the desired result follows. \square

D.2 Proof of Proposition 1 for General $\psi_j(z, \mathbf{g}) - \psi_j(z', \mathbf{g}')$

Proof of Proposition 1. In this proof, we show the unbiasedness and consistency of $\psi_j^{\text{aipw}}(z, \mathbf{g}) - \psi_j^{\text{aipw}}(z', \mathbf{g}')$ for every subset $j \in \{1, \dots, m\}$. Then as special cases, the unbiasedness and consistency of $\beta_j^{\text{aipw}}(\mathbf{g})$ and $\tau_j^{\text{aipw}}(z, \mathbf{g}, \mathbf{g}')$ directly follow. Recall the definition

$$\begin{aligned} \psi_j^{\text{aipw}}(z, \mathbf{g}) - \psi_j^{\text{aipw}}(z', \mathbf{g}') &:= \frac{1}{M|\mathcal{I}_j|} \sum_{c=1}^M \sum_{i \in \mathcal{I}_j} \left(\frac{\mathbf{1}\{Z_{c,i} = z, \mathbf{G}_{c,i} = \mathbf{g}\} (Y_{c,i} - \mu_{i,(z,\mathbf{g})}(\mathbf{X}_c))}{p_{i,(z,\mathbf{g})}(\mathbf{X}_c)} \right. \\ &\quad \left. - \frac{\mathbf{1}\{Z_{c,i} = z', \mathbf{G}_{c,i} = \mathbf{g}'\} (Y_{c,i} - \mu_{i,(z',\mathbf{g}')}(\mathbf{X}_c))}{p_{i,(z',\mathbf{g}')}(\mathbf{X}_c)} + \mu_{i,(z,\mathbf{g})}(\mathbf{X}_c) - \mu_{i,(z',\mathbf{g}')}(\mathbf{X}_c) \right) \end{aligned}$$

Note that for all z, \mathbf{g}, c , and i ,

$$\begin{aligned} &\mathbb{E} \left[\frac{\mathbf{1}\{Z_{c,i} = z, \mathbf{G}_{c,i} = \mathbf{g}\} (Y_{c,i} - \mu_{i,(z,\mathbf{g})}(\mathbf{X}_c))}{p_{i,(z,\mathbf{g})}(\mathbf{X}_c)} + \mu_{i,(z,\mathbf{g})}(\mathbf{X}_c) \right] \\ &= \mathbb{E} \left[\frac{\mathbf{1}\{Z_{c,i} = z, \mathbf{G}_{c,i} = \mathbf{g}\} Y_{c,i}}{p_{i,(z,\mathbf{g})}(\mathbf{X}_c)} \right] + \mathbb{E} \left[\left(1 - \frac{\mathbf{1}\{Z_{c,i} = z, \mathbf{G}_{c,i} = \mathbf{g}\}}{p_{i,(z,\mathbf{g})}(\mathbf{X}_c)} \right) \mu_{i,(z,\mathbf{g})}(\mathbf{X}_c) \right] \\ &= \mathbb{E}[Y_{c,i}(z, \mathbf{g})] + 0 = \mathbb{E}[Y_{c,i}(z, \mathbf{g})] \end{aligned}$$

Then $\psi_j^{\text{aipw}}(z, \mathbf{g})$ is unbiased and same for $\psi_j^{\text{aipw}}(z', \mathbf{g}')$, and then their difference is unbiased, i.e.

$$\mathbb{E}[\psi_j^{\text{aipw}}(z, \mathbf{g}) - \psi_j^{\text{aipw}}(z', \mathbf{g}')] = \mathbb{E}[Y_{c,i}(z, \mathbf{g}) - Y_{c,i}(z', \mathbf{g}')] = \psi_j(z, \mathbf{g}) - \psi_j(z', \mathbf{g}').$$

Since clusters are i.i.d., we have

$$\begin{aligned} \text{Var}(\psi_j^{\text{aipw}}(z, \mathbf{g}) - \psi_j^{\text{aipw}}(z', \mathbf{g}')) &= \frac{1}{M^2|\mathcal{I}_j|^2} \sum_{c=1}^M \sum_{i, i' \in \mathcal{I}_j} \\ &\text{Cov} \left(\frac{\mathbf{1}\{Z_{c,i} = z, \mathbf{G}_{c,i} = \mathbf{g}\} (Y_{c,i} - \mu_{i,(z,\mathbf{g})}(\mathbf{X}_c))}{p_{i,(z,\mathbf{g})}(\mathbf{X}_c)} - \frac{\mathbf{1}\{Z_{c,i} = z', \mathbf{G}_{c,i} = \mathbf{g}'\} (Y_{c,i} - \mu_{i,(z',\mathbf{g}')}(\mathbf{X}_c))}{p_{i,(z',\mathbf{g}')}(\mathbf{X}_c)} \right. \\ &\quad \left. + \mu_{i,(z,\mathbf{g})}(\mathbf{X}_c) - \mu_{i,(z',\mathbf{g}')}(\mathbf{X}_c), \frac{\mathbf{1}\{Z_{c,i'} = z, \mathbf{G}_{c,i'} = \mathbf{g}\} (Y_{c,i'} - \mu_{i',(z,\mathbf{g})}(\mathbf{X}_c))}{p_{i',(z,\mathbf{g})}(\mathbf{X}_c)} \right. \\ &\quad \left. - \frac{\mathbf{1}\{Z_{c,i'} = z', \mathbf{G}_{c,i'} = \mathbf{g}'\} (Y_{c,i'} - \mu_{i',(z',\mathbf{g}')}(\mathbf{X}_c))}{p_{i',(z',\mathbf{g}')}(\mathbf{X}_c)} + \mu_{i',(z,\mathbf{g})}(\mathbf{X}_c) - \mu_{i',(z',\mathbf{g}')}(\mathbf{X}_c) \right) \\ &= O \left(\frac{M|\mathcal{I}_j|^2}{M^2|\mathcal{I}_j|^2} \right) = O \left(\frac{1}{M} \right). \end{aligned}$$

By Chebyshev's inequality, for any $t > 0$,

$$P(|\psi_j^{\text{aipw}}(z, \mathbf{g}) - \psi_j^{\text{aipw}}(z', \mathbf{g}')| > t) \leq \frac{\text{Var}(\psi_j^{\text{aipw}}(z, \mathbf{g}) - \psi_j^{\text{aipw}}(z', \mathbf{g}'))}{t^2} = O\left(\frac{1}{M}\right).$$

Therefore,

$$\psi_j^{\text{aipw}}(z, \mathbf{g}) - \psi_j^{\text{aipw}}(z', \mathbf{g}') \xrightarrow{P} \psi_j(z, \mathbf{g}) - \psi_j(z', \mathbf{g}').$$

□

D.3 Proof of Theorem 1 for General $\psi_j(z, \mathbf{g}) - \psi_j(z', \mathbf{g}')$

Lemma 2 (Uniform Rate of Convergence of MLSE, Adapted from Theorem B-1 in Cattaneo (2010) and Newey (1997)). *Suppose Assumptions 1-7 hold. Let $\gamma_{i,K}$ be the population parameters in the sieve estimator, $\hat{\gamma}_{i,K}$ be the sieve estimators, $p_{i,K,(z,\mathbf{g})}^0$ be the probability with the population parameters in the sieve estimator and $\hat{p}_{i,(z,\mathbf{g})}$ be the estimated probability. Then for $i = 1, \dots, n$ and for all (z, \mathbf{g})*

1. $\left\| p_{i,K,(z,\mathbf{g})}^0 - p_{i,(z,\mathbf{g})} \right\|_{\infty} = O(K^{-s/k_x})$
2. $|\hat{\gamma}_{i,K} - \gamma_{i,K}| = O_P(K^{1/2}M^{-1/2} + K^{1/2}K^{-s/k_x})$
3. $\left\| \hat{p}_{i,(z,\mathbf{g})} - p_{i,(z,\mathbf{g})} \right\|_{\infty} = O_P(\zeta(K)K^{1/2}M^{-1/2} + \zeta(K)K^{1/2}K^{-s/k_x})$

Proof of Theorem 1. In this proof, we show the unbiasedness and consistency of $\hat{\psi}_j^{\text{aipw}}(z, \mathbf{g}) - \hat{\psi}_j^{\text{aipw}}(z', \mathbf{g}')$ for every subset $j \in \{1, \dots, m\}$. Then as special cases, the unbiasedness and consistency of $\hat{\beta}_j^{\text{aipw}}(\mathbf{g})$ and $\hat{\tau}_j^{\text{aipw}}(z, \mathbf{g}, \mathbf{g}')$ directly follow.

We show the consistency of the AIPW estimator $\hat{\psi}_j^{\text{aipw}}(z, \mathbf{g}) - \hat{\psi}_j^{\text{aipw}}(z', \mathbf{g}')$ if either the propensity or outcome is estimated from the nonparametric series estimator, i.e. if either the estimated propensity or outcome converges uniformly in probability.

If we estimate the conditional outcome $\hat{\mu}_{i,(z,\mathbf{g})}(\mathbf{x})$ by the nonparametric series estimator (26), from Newey (1997), we have

$$\sup_{\mathbf{x} \in \mathcal{X}} |\hat{\mu}_{i,(z,\mathbf{g})}(\mathbf{x}) - \mu_{i,(z,\mathbf{g})}(\mathbf{x})| = O_P(K^{\eta}K^{1/2}M^{-1/2} + K^{\eta}K^{1/2}K^{-s/k_x}) = o_p(1).$$

Similarly, if we use ordinary least squares where covariates are \mathbf{X}_c (without any transformation), we also have $\sup_{\mathbf{x} \in \mathcal{X}} |\hat{\mu}_{i,(z,\mathbf{g})}(\mathbf{x}) - \mu_{i,(z,\mathbf{g})}(\mathbf{x})| = o_p(1)$.

If the estimated propensity $\hat{p}_{i,(z,\mathbf{g})}(\mathbf{X}_c)$ converges uniformly in probability, then the difference between

$\hat{\psi}_j^{\text{aipw}}(z, \mathbf{g}) - \hat{\psi}_j^{\text{aipw}}(z', \mathbf{g}')$ and $\psi_j^{\text{aipw}}(z, \mathbf{g}) - \psi_j^{\text{aipw}}(z', \mathbf{g}')$ can be bounded as

$$\begin{aligned}
& |(\hat{\psi}_j^{\text{aipw}}(z, \mathbf{g}) - \hat{\psi}_j^{\text{aipw}}(z', \mathbf{g}')) - (\psi_j^{\text{aipw}}(z, \mathbf{g}) - \psi_j^{\text{aipw}}(z', \mathbf{g}'))| \\
& \leq \frac{2}{|\mathcal{I}_j|} \sum_{i \in \mathcal{I}_j} \max_{z, \mathbf{g}} \left[\underbrace{\left| \frac{1}{M} \sum_{c=1}^M \left(\frac{\mathbf{1}\{Z_{c,i} = z, \mathbf{G}_{c,i} = \mathbf{g}\}}{\hat{p}_{i,(z,\mathbf{g})}(\mathbf{X}_c)} - \frac{\mathbf{1}\{Z_{c,i} = z, \mathbf{G}_{c,i} = \mathbf{g}\}}{p_{i,(z,\mathbf{g})}(\mathbf{X}_c)} \right) Y_{c,i}} \right|}_{(1a)} \right. \\
& \quad + \underbrace{\left| \frac{1}{M} \sum_{c=1}^M \left(\frac{\mathbf{1}\{Z_{c,i} = z, \mathbf{G}_{c,i} = \mathbf{g}\}}{\hat{p}_{i,(z,\mathbf{g})}(\mathbf{X}_c)} - \frac{\mathbf{1}\{Z_{c,i} = z, \mathbf{G}_{c,i} = \mathbf{g}\}}{p_{i,(z,\mathbf{g})}(\mathbf{X}_c)} \right) \hat{\mu}_{i,(z,\mathbf{g})}(\mathbf{X}_c)} \right|}_{(1b)} \\
& \quad + \underbrace{\left| \frac{1}{M} \sum_{c=1}^M \left(1 - \frac{\mathbf{1}\{Z_{c,i} = z, \mathbf{G}_{c,i} = \mathbf{g}\}}{p_{i,(z,\mathbf{g})}(\mathbf{X}_c)} \right) \hat{\mu}_{i,(z,\mathbf{g})}(\mathbf{X}_c)} \right|}_{(1c)} \\
& \quad \left. + \underbrace{\left| \frac{1}{M} \sum_{c=1}^M \left(1 - \frac{\mathbf{1}\{Z_{c,i} = z, \mathbf{G}_{c,i} = \mathbf{g}\}}{p_{i,(z,\mathbf{g})}(\mathbf{X}_c)} \right) \mu_{i,(z,\mathbf{g})}(\mathbf{X}_c)} \right|}_{(1d)} \right]
\end{aligned}$$

For (1a), since $|Y_{c,i}(z, \mathbf{g})| < B$, we have

$$\begin{aligned}
(1a) & \leq \max_{\mathbf{X}_c} \left| \frac{\mathbf{1}\{Z_{c,i} = z, \mathbf{G}_{c,i} = \mathbf{g}\} Y_{c,i} (p_{i,(z,\mathbf{g})}(\mathbf{X}_c) - \hat{p}_{i,(z,\mathbf{g})}(\mathbf{X}_c))}{\hat{p}_{i,(z,\mathbf{g})}(\mathbf{X}_c) p_{i,(z,\mathbf{g})}(\mathbf{X}_c)} \right| \\
& \leq B \cdot \max_{\mathbf{X}_c} \left| \frac{p_{i,(z,\mathbf{g})}(\mathbf{X}_c) - \hat{p}_{i,(z,\mathbf{g})}(\mathbf{X}_c)}{p^2} \right| + o_P(1) = o_P(1)
\end{aligned}$$

following the uniform convergence of $\hat{p}_{i,(z,\mathbf{g})}(\mathbf{X}_c)$ in probability. Similarly, by the same argument, we can show that (1b) = $o_P(1)$ following the uniform convergence of $\hat{p}_{i,(z,\mathbf{g})}(\mathbf{X}_c)$ in probability. For (1c), we have $\mathbb{E}[(1c)] = \frac{1}{M} \sum_{c=1}^M \mathbb{E} \left[\mathbb{E} \left[1 - \frac{\mathbf{1}\{Z_{c,i} = z, \mathbf{G}_{c,i} = \mathbf{g}\}}{p_{i,(z,\mathbf{g})}(\mathbf{X}_c)} \middle| \mathbf{X}_c \right] \hat{\mu}_{i,(z,\mathbf{g})}(\mathbf{X}_c) \right] = 0$. Furthermore, by the same argument used to show $\text{Var}(\psi_j^{\text{aipw}}(z, \mathbf{g}) - \psi_j^{\text{aipw}}(z', \mathbf{g}')) = O(\frac{1}{M})$, it is verified that $\text{Var}((1c)) = O(\frac{1}{M})$ and therefore, (1c) = $o_P(1)$. With the same argument as the one to show (1c) = $o_P(1)$, we have (1d) = $o_P(1)$. Since n is finite, we have

$$|(\hat{\psi}_j^{\text{aipw}}(z, \mathbf{g}) - \hat{\psi}_j^{\text{aipw}}(z', \mathbf{g}')) - (\psi_j^{\text{aipw}}(z, \mathbf{g}) - \psi_j^{\text{aipw}}(z', \mathbf{g}'))| = o_P(1).$$

If the estimated outcome $\hat{\mu}_{i,(z,\mathbf{g})}(\mathbf{X}_c)$ converges uniformly in probability, then the difference between

$\hat{\psi}_j^{\text{aipw}}(z, \mathbf{g}) - \hat{\psi}_j^{\text{aipw}}(z', \mathbf{g}')$ and $\psi_j^{\text{aipw}}(z, \mathbf{g}) - \psi_j^{\text{aipw}}(z', \mathbf{g}')$ can be bounded as

$$\begin{aligned}
& |(\hat{\psi}_j^{\text{aipw}}(z, \mathbf{g}) - \hat{\psi}_j^{\text{aipw}}(z', \mathbf{g}')) - (\psi_j^{\text{aipw}}(z, \mathbf{g}) - \psi_j^{\text{aipw}}(z', \mathbf{g}'))| \\
& \leq \frac{2}{n} \sum_{i=1}^n \max_{z, \mathbf{g}} \left[\underbrace{\left| \frac{1}{M} \sum_{c=1}^M \frac{\mathbf{1}\{Z_{c,i} = z, \mathbf{G}_{c,i} = \mathbf{g}\} (\hat{\mu}_{i,(z,\mathbf{g})}(\mathbf{X}_c) - \mu_{i,(z,\mathbf{g})}(\mathbf{X}_c))}{\hat{p}_{i,(z,\mathbf{g})}(\mathbf{X}_c)} \right|}_{(2a)} \right. \\
& \quad + \underbrace{\left| \frac{1}{M} \sum_{c=1}^M \frac{\mathbf{1}\{Z_{c,i} = z, \mathbf{G}_{c,i} = \mathbf{g}\} (Y_{c,i} - \mu_{i,(z,\mathbf{g})}(\mathbf{X}_c))}{\hat{p}_{i,(z,\mathbf{g})}(\mathbf{X}_c)} \right|}_{(2b)} \\
& \quad + \underbrace{\left| \frac{1}{M} \sum_{c=1}^M (\hat{\mu}_{i,(z,\mathbf{g})}(\mathbf{X}_c) - \mu_{i,(z,\mathbf{g})}(\mathbf{X}_c)) \right|}_{(2c)} \\
& \quad \left. + \underbrace{\left| \frac{1}{M} \sum_{c=1}^M \frac{\mathbf{1}\{Z_{c,i} = z, \mathbf{G}_{c,i} = \mathbf{g}\} (Y_{c,i} - \mu_{i,(z,\mathbf{g})}(\mathbf{X}_c))}{p_{i,(z,\mathbf{g})}(\mathbf{X}_c)} \right|}_{(2d)} \right]
\end{aligned}$$

By the same argument used to show (1a) = $o_P(1)$, it is verified that (2a) = $o_P(1)$ and (2c) = $o_P(1)$ following the uniform convergence of $\hat{\mu}_{i,(z,\mathbf{g})}(\mathbf{X}_c)$. For (2b), we have $\mathbb{E}[(1b)] = \frac{1}{M} \sum_{c=1}^M \mathbb{E} \left[\frac{p_{i,(z,\mathbf{g})}(\mathbf{X}_c)}{\hat{p}_{i,(z,\mathbf{g})}(\mathbf{X}_c)} \mathbb{E} \left[Y_{c,i} - \mu_{i,(z,\mathbf{g})}(\mathbf{X}_c) \middle| \mathbf{X}_c \right] \right] = 0$. Furthermore, by the same argument used to show $\text{Var}(\psi_j^{\text{aipw}}(z, \mathbf{g}) - \psi_j^{\text{aipw}}(z', \mathbf{g}')) = O(\frac{1}{M})$, it is verified that $\text{Var}((2b)) = O(\frac{1}{M})$ and therefore, (2b) = $o_P(1)$. With the same argument as the one to show (2b) = $o_P(1)$, we have (2d) = $o_P(1)$. Since n is finite, we have

$$|(\hat{\psi}_j^{\text{aipw}}(z, \mathbf{g}) - \hat{\psi}_j^{\text{aipw}}(z', \mathbf{g}')) - (\psi_j^{\text{aipw}}(z, \mathbf{g}) - \psi_j^{\text{aipw}}(z', \mathbf{g}'))| = o_P(1).$$

Together with the consistency of $\psi_j^{\text{aipw}}(z, \mathbf{g}) - \psi_j^{\text{aipw}}(z', \mathbf{g}')$ from Proposition 1, we have

$$\hat{\psi}_j^{\text{aipw}}(z, \mathbf{g}) - \hat{\psi}_j^{\text{aipw}}(z', \mathbf{g}') \xrightarrow{P} \psi_j(z, \mathbf{g}) - \psi_j(z', \mathbf{g}').$$

□

D.4 Proof of Theorem 6 (Semiparametric Efficiency Bound)

Proof of Theorem 6 (Semiparametric Efficiency Bound). The derivation of the semiparametric efficiency bound in Theorem 6 has two steps. The first step is to provide the influence function for $\hat{\psi}_j^{\text{aipw}}(z, \mathbf{g}) - \hat{\psi}_j^{\text{aipw}}(z', \mathbf{g}')$ that satisfies the assumptions in Newey (1994). The second step is to compute the asymptotic variance of the influence function, which is the semiparametric bound. For the first step, since units in a cluster are heterogeneous and dependent, it is not feasible to find an influence function of a unit, as is commonly considered in the literature (e.g. Hahn (1998); Hirano et al. (2003)), in order to satisfy the assumptions in Newey (1994). Instead, given clusters are i.i.d., we consider the influence function of a *cluster* that takes the

form

$$\begin{aligned} & \phi_{j,(z,z',\mathbf{g},\mathbf{g}')}(\mathbf{Y}_c, \mathbf{Z}_c, \mathbf{X}_c) \\ &= \frac{1}{|\mathcal{I}_j|} \sum_{i \in \mathcal{I}_j} \left(\frac{\mathbf{1}\{Z_{c,i} = z, \mathbf{G}_{c,i} = \mathbf{g}\}(Y_{c,i} - \mu_{i,(z,\mathbf{g})}(\mathbf{X}_c))}{p_{i,(z,\mathbf{g})}(\mathbf{X}_c)} - \frac{\mathbf{1}\{Z_{c,i} = z', \mathbf{G}_{c,i} = \mathbf{g}'\}(Y_{c,i} - \mu_{i,(z',\mathbf{g}')}(\mathbf{X}_c))}{p_{i,(z',\mathbf{g}')}(\mathbf{X}_c)} \right) \end{aligned} \quad (29)$$

$$+ \frac{1}{|\mathcal{I}_j|} \sum_{i \in \mathcal{I}_j} (\mu_{i,(z,\mathbf{g})}(\mathbf{X}_c) - \mu_{i,(z',\mathbf{g}')}(\mathbf{X}_c)) - (\mu_{i,(z,\mathbf{g})} - \mu_{i,(z',\mathbf{g}')}). \quad (30)$$

We will verify $\phi_{j,(z,z',\mathbf{g},\mathbf{g}')}(\mathbf{Y}_c, \mathbf{Z}_c, \mathbf{X}_c)$ is a valid influence function for $\psi_j(z, \mathbf{g}) - \psi_j(z', \mathbf{g}')$ and show that $\frac{1}{\sqrt{M}} \sum_{c=1}^M \phi_{j,(z,z',\mathbf{g},\mathbf{g}')}(\mathbf{Y}_c, \mathbf{Z}_c, \mathbf{X}_c)$ is asymptotically normal with variance $V_{j,z,z',\mathbf{g},\mathbf{g}'}$.

Step 1 We first write down the probability density of a cluster and form the corresponding score function, then find and verify a valid influence function. The density of $(\mathbf{Y}_c, \mathbf{Z}_c, \mathbf{X}_c)$ is equal to (the factorization is a result of condition (11))

$$\mathcal{L}(\mathbf{Y}_c, \mathbf{Z}_c, \mathbf{X}_c) = \prod_{\mathbf{z}} \left[\prod_i f_{i,(z_i,\mathbf{g}_i)}(Y_i | X_i, \mathbf{X}_{(i)}) p_{\mathbf{z}}(\mathbf{X}_c) \right]^{\mathbf{1}\{\mathbf{Z}_c = \mathbf{z}\}} f(\mathbf{X}_c),$$

where $p_{\mathbf{z}}(\mathbf{x}) = P(\mathbf{Z}_c = \mathbf{z} | \mathbf{X}_c = \mathbf{x})$, $f(\mathbf{x}) = P(\mathbf{X}_c = \mathbf{x})$, and $f_{i,(z,\mathbf{g})}(y | x_i, \mathbf{x}_{(i)}) = P(Y_i(z, \mathbf{g}) = y | x_i, \mathbf{x}_{(i)})$ are understood to be probability densities. Consider a regular parametric submodel specified by the following density, with $\theta \in \Theta \subset \mathbb{R}^K$ for some $K < \infty$:

$$\mathcal{L}_s(\mathbf{Y}_c, \mathbf{Z}_c, \mathbf{X}_c; \theta) = \prod_{\mathbf{z}} \left[\prod_i f_{i,(z_i,\mathbf{g}_i)}(Y_i | X_i, \mathbf{X}_{(i)}; \theta) p_{\mathbf{z}}(\mathbf{X}_c; \theta) \right]^{\mathbf{1}\{\mathbf{Z}_c = \mathbf{z}\}} f(\mathbf{X}_c; \theta),$$

and assume that it is equal to \mathcal{L} when $\theta = \theta_0$. The corresponding score function $s(\mathbf{Y}_c, \mathbf{Z}_c, \mathbf{X}_c; \theta) = \partial_{\theta} \log \mathcal{L}_s(\mathbf{Y}_c, \mathbf{Z}_c, \mathbf{X}_c; \theta)$ is given by

$$\begin{aligned} s(\mathbf{Y}_c, \mathbf{Z}_c, \mathbf{X}_c; \theta) &= \sum_{\mathbf{z}} \mathbf{1}\{\mathbf{Z}_c = \mathbf{z}\} s_{\mathbf{z}}(\mathbf{Y}_c | \mathbf{X}_c; \theta) + \sum_{\mathbf{z}} \frac{\mathbf{1}\{\mathbf{Z}_c = \mathbf{z}\}}{p_{\mathbf{z}}(\mathbf{X}_c; \theta)} \dot{p}_{\mathbf{z}}(\mathbf{X}_c; \theta) + t(\mathbf{X}_c; \theta) \\ &= \sum_{\mathbf{z}} \mathbf{1}\{\mathbf{Z}_c = \mathbf{z}\} \left(\sum_i s_{i,(z_i,\mathbf{g}_i)}(Y_i | \mathbf{X}_c; \theta) \right) + \sum_{\mathbf{z}} \frac{\mathbf{1}\{\mathbf{Z}_c = \mathbf{z}\}}{p_{\mathbf{z}}(\mathbf{X}_c; \theta)} \dot{p}_{\mathbf{z}}(\mathbf{X}_c; \theta) + t(\mathbf{X}_c; \theta) \end{aligned}$$

where

$$s_{i,(z,\mathbf{g})}(y | \mathbf{X}_c; \theta) = \frac{\partial}{\partial \theta} \log f_{i,(z,\mathbf{g})}(y | \mathbf{X}_c; \theta), \quad \dot{p}_{\mathbf{z}}(\mathbf{X}_c; \theta) = \frac{\partial}{\partial \theta} p_{\mathbf{z}}(\mathbf{X}_c; \theta), \quad t(\mathbf{X}_c; \theta) = \frac{\partial}{\partial \theta} \log f(\mathbf{X}_c; \theta).$$

Now recall our estimand $\psi_j(z, \mathbf{g}) - \psi_j(z', \mathbf{g}') = \frac{1}{|\mathcal{I}_j|} \sum_{i \in \mathcal{I}_j} \mathbb{E}[Y_i(z, \mathbf{g}) - Y_i(z', \mathbf{g}')]$, and under the parametric submodel, define the corresponding parameterized estimand $\psi_j(z, z', \mathbf{g}, \mathbf{g}'; \theta) = \frac{1}{|\mathcal{I}_j|} \sum_{i \in \mathcal{I}_j} \psi_{ji}(z, z', \mathbf{g}, \mathbf{g}'; \theta)$ where

$$\psi_{j,i}(z, z', \mathbf{g}, \mathbf{g}'; \theta) := \int \int y_i f_{i,(z,\mathbf{g})}(y_i | \mathbf{x}_c; \theta) f(\mathbf{x}_c; \theta) dy_i d\mathbf{x}_c - \int \int y_i f_{i,(z',\mathbf{g}')} (y_i | \mathbf{x}_c; \theta) f(\mathbf{x}_c; \theta) dy_i d\mathbf{x}_c$$

Following Newey (1994), our task is to find an influence $\phi_{j,(z,z',\mathbf{g},\mathbf{g}')}(\mathbf{Y}_c, \mathbf{Z}_c, \mathbf{X}_c)$ such that

$$\frac{\partial \psi_j(z, z', \mathbf{g}, \mathbf{g}'; \theta_0)}{\partial \theta} = \mathbb{E}[\phi_{j,(z,z',\mathbf{g},\mathbf{g}')}(\mathbf{Y}_c, \mathbf{Z}_c, \mathbf{X}_c) \cdot s(\mathbf{Y}_c, \mathbf{Z}_c, \mathbf{X}_c; \theta_0)]. \quad (31)$$

The influence function that we propose is $\phi_{j,(z,z',\mathbf{g},\mathbf{g}')}(\mathbf{Y}_c, \mathbf{Z}_c, \mathbf{X}_c) = \frac{1}{|\mathcal{I}_j|} \sum_{i \in \mathcal{I}_j} \phi_{j,i,(z,z',\mathbf{g},\mathbf{g}')}(\mathbf{Y}_i, Z_i, \mathbf{G}_{c,i}, \mathbf{X}_c)$ with

$$\begin{aligned} & \phi_{j,i,(z,z',\mathbf{g},\mathbf{g}')}(\mathbf{Y}_i, Z_i, \mathbf{G}_{c,i}, \mathbf{X}_c) \\ := & \frac{\mathbf{1}\{Z_{c,i} = z, \mathbf{G}_{c,i} = \mathbf{g}\}(Y_{c,i} - \mu_{i,(z,\mathbf{g})}(\mathbf{X}_c))}{p_{i,(z,\mathbf{g})}(\mathbf{X}_c)} - \frac{\mathbf{1}\{Z_{c,i} = z', \mathbf{G}_{c,i} = \mathbf{g}\}(Y_{c,i} - \mu_{i,(z',\mathbf{g}')}(\mathbf{X}_c))}{p_{i,(z',\mathbf{g}')}(\mathbf{X}_c)} \\ & + (\mu_{i,(z,\mathbf{g})}(\mathbf{X}_c) - \mu_{i,(z',\mathbf{g}')}(\mathbf{X}_c)) - (\mu_{i,(z,\mathbf{g})} - \mu_{i,(z',\mathbf{g}')}), \end{aligned}$$

where $\mu_{i,(z,\mathbf{g})}(\mathbf{X}_c) = \mathbb{E}[Y_i(z, \mathbf{g}) \mid \mathbf{X}_c]$ and $\mu_{i,(z,\mathbf{g})} = \mathbb{E}[\mu_{i,(z,\mathbf{g})}(\mathbf{X}_c)]$. With this influence function, we now verify that

$$\frac{\partial \psi_{j,i}(z, z', \mathbf{g}, \mathbf{g}'; \theta_0)}{\partial \theta} = \mathbb{E}[\phi_{j,i,(z,z',\mathbf{g},\mathbf{g}')}(\mathbf{Y}_i, Z_i, \mathbf{G}_{c,i}, \mathbf{X}_c) \cdot s(\mathbf{Y}_c, \mathbf{Z}_c, \mathbf{X}_c; \theta_0)],$$

from which we can conclude that (31) holds for $\phi_{j,(z,z',\mathbf{g},\mathbf{g}')}(\mathbf{Y}_c, \mathbf{Z}_c, \mathbf{X}_c)$ by linearity.

First, from the definition of $\psi_{j,i}(z, z', \mathbf{g}, \mathbf{g}'; \theta)$, we have

$$\begin{aligned} \frac{\partial \psi_{j,i}(z, z', \mathbf{g}, \mathbf{g}'; \theta)}{\partial \theta} &= \int \int y_i s_{i,(z,\mathbf{g})}(y_i \mid \mathbf{x}_c; \theta) \cdot f_{i,(z,\mathbf{g})}(y_i \mid \mathbf{x}_c; \theta) \cdot f(\mathbf{x}_c; \theta) dy_i d\mathbf{x}_c \\ &+ \int \int y_i f_{i,(z,\mathbf{g})}(y_i \mid \mathbf{x}_c; \theta) \cdot t(\mathbf{x}_c; \theta) \cdot f(\mathbf{x}_c; \theta) dy_i d\mathbf{x}_c \\ &- \int \int y_i s_{i,(z',\mathbf{g}')} (y_i \mid \mathbf{x}_c; \theta) \cdot f_{i,(z',\mathbf{g}')} (y_i \mid \mathbf{x}_c; \theta) \cdot f(\mathbf{x}_c; \theta) dy_i d\mathbf{x}_c \\ &- \int \int y_i f_{i,(z',\mathbf{g}')} (y_i \mid \mathbf{x}_c; \theta) \cdot t(\mathbf{x}_c; \theta) \cdot f(\mathbf{x}_c; \theta) dy_i d\mathbf{x}_c \end{aligned}$$

Decompose $\phi_{j,i,(z,z',\mathbf{g},\mathbf{g}')}(\mathbf{Y}_i, Z_i, \mathbf{G}_{c,i}, \mathbf{X}_c) = \phi_{j,i,(z,z',\mathbf{g},\mathbf{g}')}_{,1} + \phi_{j,i,(z,z',\mathbf{g},\mathbf{g}')}_{,2} + \phi_{j,i,(z,z',\mathbf{g},\mathbf{g}')}_{,3}$ and $s(\mathbf{Y}_c, \mathbf{Z}_c, \mathbf{X}_c; \theta_0) = S_1 + S_2 + S_3$ in their definitions. We will compute the expectations of all cross terms, starting with $\mathbb{E}[S_1 \cdot \phi_{j,i,(z,z',\mathbf{g},\mathbf{g}')}_{,1}]$: note that

$$\begin{aligned} \mathbb{E}[S_1 \cdot \phi_{j,i,(z,z',\mathbf{g},\mathbf{g}')}_{,1} \mid \mathbf{X}_c] &= \mathbb{E} \left[\sum_{\mathbf{z}} \mathbf{1}\{\mathbf{Z}_c = \mathbf{z}\} s_{\mathbf{z}}(\mathbf{Y}_c \mid \mathbf{X}_c; \theta_0) \cdot \frac{\mathbf{1}\{Z_{c,i} = z, \mathbf{G}_{c,i} = \mathbf{g}\}(Y_{c,i} - \mu_{i,(z,\mathbf{g})}(\mathbf{X}_c))}{p_{i,(z,\mathbf{g})}(\mathbf{X}_c)} \mid \mathbf{X}_c \right] \\ &= \frac{\mathbb{E}[\mathbf{1}\{Z_{c,i} = z, \mathbf{G}_{c,i} = \mathbf{g}\} \mid \mathbf{X}_c]}{p_{i,(z,\mathbf{g})}(\mathbf{X}_c)} \mathbb{E} \left[\sum_{i'} s_{i',(z,\mathbf{g})}(Y_{i'} \mid \mathbf{X}_c; \theta_0) \cdot (Y_i(z, \mathbf{g}) - \mu_{i,(z,\mathbf{g})}(\mathbf{X}_c)) \mid \mathbf{X}_c \right] \\ &= \mathbb{E} [s_{i,(z,\mathbf{g})}(Y_i \mid \mathbf{X}_c; \theta_0) Y_i(z, \mathbf{g}) \mid \mathbf{X}_c], \end{aligned}$$

using three properties:

1. For all i , $\mathbb{E}[s_{i,(z,\mathbf{g})}(Y_i \mid \mathbf{X}_c; \theta) \mid \mathbf{X}_c] = \int \frac{\partial}{\partial \theta} \log f_{i,(z,\mathbf{g})}(y \mid \mathbf{X}_c; \theta) \cdot f_{i,(z,\mathbf{g})}(y \mid \mathbf{X}_c; \theta) dy = \int \frac{\partial}{\partial \theta} f_{i,(z,\mathbf{g})}(y \mid \mathbf{X}_c; \theta) dy = \frac{\partial}{\partial \theta} \int f_{i,(z,\mathbf{g})}(y \mid \mathbf{X}_c; \theta) dy = \frac{\partial}{\partial \theta} 1 = 0$
2. For $i \neq i'$, $\mathbb{E}[s_{i',(z,\mathbf{g})}(Y_{i'} \mid \mathbf{X}_c; \theta) \cdot (Y_i(z, \mathbf{g}) - \mu_{i,(z,\mathbf{g})}(\mathbf{X}_c)) \mid \mathbf{X}_c] = \mathbb{E}[s_{i',(z,\mathbf{g})}(Y_{i'} \mid \mathbf{X}_c; \theta) \mid \mathbf{X}_c] \cdot \mathbb{E}[Y_i(z, \mathbf{g}) - \mu_{i,(z,\mathbf{g})}(\mathbf{X}_c) \mid \mathbf{X}_c] = 0$ from the assumption (11)
3. $\mathbb{E}[s_{i,(z,\mathbf{g})}(Y_i \mid \mathbf{X}_c; \theta) \mu_{i,(z,\mathbf{g})}(\mathbf{X}_c) \mid \mathbf{X}_c] = \mathbb{E}[s_{i,(z,\mathbf{g})}(Y_i \mid \mathbf{X}_c; \theta) \mid \mathbf{X}_c] \cdot \mu_{i,(z,\mathbf{g})}(\mathbf{X}_c) = 0$.

Then for the term $\mathbb{E}[S_1 \cdot \phi_{j,i,(z,z',\mathbf{g},\mathbf{g}'),1}]$, we have

$$\mathbb{E}[S_1 \cdot \phi_{j,i,(z,z',\mathbf{g},\mathbf{g}'),1}] = \int \int y_i s_{i,(z,\mathbf{g})}(y_i | \mathbf{x}_c; \theta_0) \cdot f_{i,(z,\mathbf{g})}(y_i | \mathbf{x}_c; \theta_0) \cdot f(\mathbf{x}_c; \theta_0) dy_i d\mathbf{x}_c.$$

In addition, for $\mathbb{E}[S_2 \cdot \phi_{j,i,(z,z',\mathbf{g},\mathbf{g}'),1}]$ and $\mathbb{E}[S_3 \cdot \phi_{j,i,(z,z',\mathbf{g},\mathbf{g}'),1}]$, we have conditional on \mathbf{X}_c ,

$$\begin{aligned} \mathbb{E}[S_2 \cdot \phi_{j,i,(z,z',\mathbf{g},\mathbf{g}'),1} | \mathbf{X}_c] &= \mathbb{E} \left[\sum_{\mathbf{z}} \frac{\mathbf{1}\{\mathbf{Z}_c = \mathbf{z}\}}{p_{\mathbf{z}}(\mathbf{X}_c; \theta_0)} \dot{p}_{\mathbf{z}}(\mathbf{X}_c; \theta_0) \cdot \frac{\mathbf{1}\{Z_{c,i} = z, \mathbf{G}_{c,i} = \mathbf{g}\} (Y_{c,i} - \mu_{i,(z,\mathbf{g})}(\mathbf{X}_c))}{p_{i,(z,\mathbf{g})}(\mathbf{X}_c)} \middle| \mathbf{X}_c \right] \\ &= \mathbb{E} \left[\frac{\dot{p}_{\mathbf{z}}(\mathbf{X}_c; \theta_0) \mathbf{1}\{Z_{c,i} = z, \mathbf{G}_{c,i} = \mathbf{g}\}}{p_{\mathbf{z}}(\mathbf{X}_c; \theta_0) \cdot p_{i,(z,\mathbf{g})}(\mathbf{X}_c)} \middle| \mathbf{X}_c \right] \cdot \mathbb{E}[Y_i(z, \mathbf{g}) - \mu_{i,(z,\mathbf{g})}(\mathbf{X}_c) | \mathbf{X}_c] = 0 \end{aligned}$$

and

$$\begin{aligned} \mathbb{E}[S_3 \cdot \phi_{j,i,(z,z',\mathbf{g},\mathbf{g}'),1} | \mathbf{X}_c] &= \mathbb{E} \left[t(\mathbf{X}_c; \theta_0) \cdot \frac{\mathbf{1}\{Z_{c,i} = z, \mathbf{G}_{c,i} = \mathbf{g}\} (Y_{c,i} - \mu_{i,(z,\mathbf{g})}(\mathbf{X}_c))}{p_{i,(z,\mathbf{g})}(\mathbf{X}_c)} \middle| \mathbf{X}_c \right] \\ &= \mathbb{E} \left[\frac{t(\mathbf{X}_c; \theta_0) \cdot \mathbf{1}\{Z_{c,i} = z, \mathbf{G}_{c,i} = \mathbf{g}\}}{p_{i,(z,\mathbf{g})}(\mathbf{X}_c)} \middle| \mathbf{X}_c \right] \cdot \mathbb{E}[Y_i(z, \mathbf{g}) - \mu_{i,(z,\mathbf{g})}(\mathbf{X}_c) | \mathbf{X}_c] = 0 \end{aligned}$$

Then unconditional on \mathbf{X}_c , we have $\mathbb{E}[S_2 \cdot \phi_{j,i,(z,z',\mathbf{g},\mathbf{g}'),1}] = 0$ and $\mathbb{E}[S_3 \cdot \phi_{j,i,(z,z',\mathbf{g},\mathbf{g}'),1}] = 0$.

Similarly, we can show

$$\begin{aligned} \mathbb{E}[(S_1 + S_2 + S_3) \cdot \phi_{j,i,(z,z',\mathbf{g},\mathbf{g}'),2}] &= \mathbb{E}[S_1 \cdot \phi_{j,i,(z,z',\mathbf{g},\mathbf{g}'),2}] \\ &= - \int \int y_i s_{i,(z',\mathbf{g}')} (y_i | \mathbf{x}_c; \theta) \cdot f_{i,(z',\mathbf{g}')} (y_i | \mathbf{x}_c; \theta) \cdot f(\mathbf{x}_c; \theta) dy_i d\mathbf{x}_c \end{aligned}$$

Finally, we consider terms involving $\phi_{j,i,(z,z',\mathbf{g},\mathbf{g}'),3}$. For the term $\mathbb{E}[S_1 \cdot \phi_{j,i,(z,z',\mathbf{g},\mathbf{g}'),3}]$, conditional on \mathbf{X}_c , we have

$$\begin{aligned} &\mathbb{E}[S_1 \cdot \phi_{j,i,(z,z',\mathbf{g},\mathbf{g}'),3} | \mathbf{X}_c] \\ &= \mathbb{E} \left[\sum_{\mathbf{z}} \mathbf{1}\{\mathbf{Z}_c = \mathbf{z}\} s_{\mathbf{z}}(\mathbf{Y}_c | \mathbf{X}_c; \theta) \cdot ((\mu_{i,(z,\mathbf{g})}(\mathbf{X}_c) - \mu_{i,(z',\mathbf{g}')}(\mathbf{X}_c)) - (\mu_{i,(z,\mathbf{g})} - \mu_{i,(z',\mathbf{g}')})) \middle| \mathbf{X}_c \right] \\ &= ((\mu_{i,(z,\mathbf{g})}(\mathbf{X}_c) - \mu_{i,(z',\mathbf{g}')}(\mathbf{X}_c)) - (\mu_{i,(z,\mathbf{g})} - \mu_{i,(z',\mathbf{g}')})) \cdot \sum_{\mathbf{z}} \mathbb{E}[\mathbf{1}\{\mathbf{Z}_c = \mathbf{z}\} s_{\mathbf{z}}(\mathbf{Y}_c | \mathbf{X}_c; \theta) | \mathbf{X}_c] = 0 \end{aligned}$$

where the last equality follows the unconfoundedness assumption (Assumption 3) and

$\mathbb{E}[\mathbf{1}\{\mathbf{Z}_c = \mathbf{z}\} s_{\mathbf{z}}(\mathbf{Y}_c | \mathbf{X}_c; \theta) | \mathbf{X}_c] = \mathbb{E}[\mathbf{1}\{\mathbf{Z}_c = \mathbf{z}\} | \mathbf{X}_c] \cdot \mathbb{E}[s_{\mathbf{z}}(\mathbf{Y}_c | \mathbf{X}_c; \theta) | \mathbf{X}_c] = \mathbb{E}[\mathbf{1}\{\mathbf{Z}_c = \mathbf{z}\} | \mathbf{X}_c] \cdot 0 = 0$. Then unconditional on \mathbf{X}_c , we have $\mathbb{E}[S_1 \cdot \phi_{j,i,(z,z',\mathbf{g},\mathbf{g}'),3}] = 0$.

Next for the term $\mathbb{E}[S_2 \cdot \phi_{j,i,(z,z',\mathbf{g},\mathbf{g}'),3}]$, conditional on \mathbf{X}_c , we have

$$\begin{aligned} &\mathbb{E}[S_2 \cdot \phi_{j,i,(z,z',\mathbf{g},\mathbf{g}'),3} | \mathbf{X}_c] \\ &= \mathbb{E} \left[\sum_{\mathbf{z}} \frac{\mathbf{1}\{\mathbf{Z}_c = \mathbf{z}\}}{p_{\mathbf{z}}(\mathbf{X}_c; \theta)} \dot{p}_{\mathbf{z}}(\mathbf{X}_c; \theta) \cdot ((\mu_{i,(z,\mathbf{g})}(\mathbf{X}_c) - \mu_{i,(z',\mathbf{g}')}(\mathbf{X}_c)) - (\mu_{i,(z,\mathbf{g})} - \mu_{i,(z',\mathbf{g}')})) \middle| \mathbf{X}_c \right] \\ &= ((\mu_{i,(z,\mathbf{g})}(\mathbf{X}_c) - \mu_{i,(z',\mathbf{g}')}(\mathbf{X}_c)) - (\mu_{i,(z,\mathbf{g})} - \mu_{i,(z',\mathbf{g}')})) \cdot \sum_{\mathbf{z}} \mathbb{E} \left[\frac{\mathbf{1}\{\mathbf{Z}_c = \mathbf{z}\}}{p_{\mathbf{z}}(\mathbf{X}_c; \theta)} \dot{p}_{\mathbf{z}}(\mathbf{X}_c; \theta) \middle| \mathbf{X}_c \right] \\ &= ((\mu_{i,(z,\mathbf{g})}(\mathbf{X}_c) - \mu_{i,(z',\mathbf{g}')}(\mathbf{X}_c)) - (\mu_{i,(z,\mathbf{g})} - \mu_{i,(z',\mathbf{g}')})) \cdot \sum_{\mathbf{z}} \dot{p}_{\mathbf{z}}(\mathbf{X}_c; \theta) = 0 \end{aligned}$$

where the last equality uses the property that $\sum_{\mathbf{z}} \dot{p}_{\mathbf{z}}(\mathbf{X}_c; \theta_0) = \sum_{\mathbf{z}} \frac{\partial}{\partial \theta} p_{\mathbf{z}}(\mathbf{X}_c; \theta_0) = \frac{\partial}{\partial \theta} \sum_{\mathbf{z}} p_{\mathbf{z}}(\mathbf{X}_c; \theta_0) = \frac{\partial}{\partial \theta} \mathbf{1} = 0$. Then unconditional on \mathbf{X}_c , we have $\mathbb{E}[S_2 \cdot \phi_{j,i,(z,z',\mathbf{g},\mathbf{g}'),3}] = 0$.

Lastly,

$$\begin{aligned}
& \mathbb{E}[S_3 \cdot \phi_{j,i,(z,z',\mathbf{g},\mathbf{g}'),3}] \\
&= \mathbb{E}[t(\mathbf{X}_c; \theta_0) \cdot (\mu_{i,(z,\mathbf{g})}(\mathbf{X}_c) - \mu_{i,(z',\mathbf{g}')}(\mathbf{X}_c))] - \mathbb{E}[t(\mathbf{X}_c; \theta_0)] \cdot (\mu_{i,(z,\mathbf{g})} - \mu_{i,(z',\mathbf{g}')})) \\
&= \mathbb{E}[t(\mathbf{X}_c; \theta_0) \cdot (\mu_{i,(z,\mathbf{g})}(\mathbf{X}_c) - \mu_{i,(z',\mathbf{g}')}(\mathbf{X}_c))] \tag{32} \\
&= \int t(\mathbf{x}_c, \theta) (\mathbb{E}[Y_i(z, \mathbf{g}) - Y_i(z', \mathbf{g}') | \mathbf{x}_c]) f(\mathbf{x}_c; \theta_0) d\mathbf{x}_c \\
&= \int \int y_i f_{i,(z,\mathbf{g})}(y_i | \mathbf{x}_c; \theta_0) \cdot t(\mathbf{x}_c; \theta) \cdot f(\mathbf{x}_c; \theta_0) dy_i d\mathbf{x}_c - \int \int y_i f_{i,(z',\mathbf{g}')} (y_i | \mathbf{x}_c; \theta_0) \cdot t(\mathbf{x}_c; \theta) \cdot f(\mathbf{x}_c; \theta_0) dy_i d\mathbf{x}_c
\end{aligned}$$

where (32) follows from $\mathbb{E}[t(\mathbf{X}_c; \theta_0)] = \mathbb{E}[\frac{\partial}{\partial \theta} \log f(\mathbf{X}_c; \theta_0)] = \int \frac{\partial}{\partial \theta} \log f(\mathbf{X}_c; \theta_0) f(\mathbf{X}_c; \theta_0) d\mathbf{X}_c = \int \frac{\partial}{\partial \theta} f(\mathbf{X}_c; \theta_0) d\mathbf{X}_c = \frac{\partial}{\partial \theta} \int f(\mathbf{X}_c; \theta_0) d\mathbf{X}_c = \frac{\partial}{\partial \theta} \mathbf{1} = 0$.

Summing up the expectations of the cross terms, we have

$$\frac{\partial \psi_{j,i}(z, z', \mathbf{g}, \mathbf{g}'; \theta_0)}{\partial \theta} = \mathbb{E}[\phi_{j,i,(z,z',\mathbf{g},\mathbf{g}')} (Y_i, Z_i, \mathbf{G}_{c,i}, \mathbf{X}_c) \cdot s(\mathbf{Y}_c, \mathbf{Z}_c, \mathbf{X}_c; \theta_0)],$$

as desired, and so our proposed influence function $\phi_{j,i,(z,z',\mathbf{g},\mathbf{g}')} (Y_i, Z_i, \mathbf{G}_{c,i}, \mathbf{X}_c)$ is a valid influence function for $\psi_j(z, \mathbf{g}) - \psi_j(z', \mathbf{g}')$, and its asymptotic variance is the semiparametric bound for $\psi_j(z, \mathbf{g}) - \psi_j(z', \mathbf{g}')$.

Step 2 In this step, we would like to calculate the variance of the influence function $\phi_{j,i,(z,z',\mathbf{g},\mathbf{g}')} (\mathbf{Y}_c, \mathbf{Z}_c, \mathbf{X}_c)$. Using the unconfoundedness assumption (Assumption 3), and the definition of $\mu_{i,(z',\mathbf{g}')}(\mathbf{X}_c)$ and $\mu_{i,(z,\mathbf{g})}$, we have $\mathbb{E}\left[\frac{\mathbf{1}\{Z_{c,i}=z, \mathbf{G}_{c,i}=\mathbf{g}\}(Y_{c,i}-\mu_{i,(z,\mathbf{g})}(\mathbf{X}_c))}{p_{i,(z,\mathbf{g})}(\mathbf{X}_c)}\right] = 0$ and $\mathbb{E}[\mu_{i,(z,\mathbf{g})}(\mathbf{X}_c)] = \mu_{i,(z,\mathbf{g})}$. Therefore, the influence function has mean 0, i.e. $\mathbb{E}[\phi_{j,i,(z,z',\mathbf{g},\mathbf{g}')} (\mathbf{Y}_c, \mathbf{Z}_c, \mathbf{X}_c)] = 0$.

Note that the covariance between the following terms are zero for any i and i' (i and i' can be the same) because

$$\begin{aligned}
& \mathbb{E}\left[\frac{\mathbf{1}\{Z_{c,i}=z, \mathbf{G}_{c,i}=\mathbf{g}\}(Y_{c,i}-\mu_{i,(z,\mathbf{g})}(\mathbf{X}_c))((\mu_{i',(z,\mathbf{g})}(\mathbf{X}_c)-\mu_{i',(z',\mathbf{g}')}(\mathbf{X}_c))-(\mu_{i',(z,\mathbf{g})}-\mu_{i',(z',\mathbf{g}')}))}{p_{i,(z,\mathbf{g})}(\mathbf{X}_c)}\right] \\
&= \mathbb{E}\left[\mathbb{E}\left[\frac{\mathbf{1}\{Z_{c,i}=z, \mathbf{G}_{c,i}=\mathbf{g}\}(Y_{c,i}-\mu_{i,(z,\mathbf{g})}(\mathbf{X}_c))((\mu_{i,(z,\mathbf{g})}(\mathbf{X}_c)-\mu_{i,(z',\mathbf{g}')}(\mathbf{X}_c))-(\mu_{i,(z,\mathbf{g})}-\mu_{i,(z',\mathbf{g}')}))}{p_{i,(z,\mathbf{g})}(\mathbf{X}_c)} \middle| \mathbf{X}_c\right]\right] \\
&= \mathbb{E}\left[\frac{((\mu_{i,(z,\mathbf{g})}(\mathbf{X}_c)-\mu_{i,(z',\mathbf{g}')}(\mathbf{X}_c))-(\mu_{i,(z,\mathbf{g})}-\mu_{i,(z',\mathbf{g}')}))}{p_{i,(z,\mathbf{g})}(\mathbf{X}_c)} \mathbb{E}[Y_{c,i}(z, \mathbf{g}) - \mu_{i,(z,\mathbf{g})}(\mathbf{X}_c) | \mathbf{X}_c]\right] = 0
\end{aligned}$$

Then in the influence function $\phi_{j,i,(z,z',\mathbf{g},\mathbf{g}')} (\mathbf{Y}_c, \mathbf{Z}_c, \mathbf{X}_c)$, the covariance between (29) and (30) is 0. Then the variance of $\phi_{j,i,(z,z',\mathbf{g},\mathbf{g}')} (\mathbf{Y}_c, \mathbf{Z}_c, \mathbf{X}_c)$ equals the sum of the variance of (29) and the variance of (30).

Let us first calculate the variance of (29). Note that we have $Y_{c,i}(Z_{c,i}, \mathbf{Z}_{c,(i)}) \perp Y_{c,i'}(Z_{c,i'}, \mathbf{Z}_{c,(i')}) \mid \mathbf{Z}_c, \mathbf{X}_c, \forall i \neq i'$, then conditional on $\mathbf{Z}_c, \mathbf{X}_c$, the covariance between $\frac{\mathbf{1}\{Z_{c,i}=z, \mathbf{G}_{c,i}=\mathbf{g}\}(Y_{c,i}-\mu_{i,(z,\mathbf{g})}(\mathbf{X}_c))}{p_{i,(z,\mathbf{g})}(\mathbf{X}_c)}$ and $\frac{\mathbf{1}\{Z_{c,i'}=z', \mathbf{G}_{c,i'}=\mathbf{g}'\}(Y_{c,i'}-\mu_{i',(z',\mathbf{g}')}(\mathbf{X}_c))}{p_{i,(z',\mathbf{g}')}(\mathbf{X}_c)}$ is 0 for any $z, z', \mathbf{g}, \mathbf{g}'$ if $i \neq i'$.

Then the variance of (29) equals the sum of the variance of $\frac{\mathbf{1}\{Z_{c,i}=z, \mathbf{G}_{c,i}=\mathbf{g}\}(Y_{c,i}-\mu_{i,(z,\mathbf{g})}(\mathbf{X}_c))}{p_{i,(z,\mathbf{g})}(\mathbf{X}_c)}$ and $\frac{\mathbf{1}\{Z_{c,i}=z', \mathbf{G}_{c,i}=\mathbf{g}'\}(Y_{c,i}-\mu_{i,(z',\mathbf{g}')}(\mathbf{X}_c))}{p_{i,(z',\mathbf{g}')}(\mathbf{X}_c)}$

across all $i \in \mathcal{I}_j$.

$$\begin{aligned} & \text{Var} \left(\frac{\mathbf{1}\{Z_{c,i} = z, \mathbf{G}_{c,i} = \mathbf{g}\}(Y_{c,i} - \mu_{i,(z,\mathbf{g})}(\mathbf{X}_c))}{p_{i,(z,\mathbf{g})}(\mathbf{X}_c)} - \frac{\mathbf{1}\{Z_{c,i} = z', \mathbf{G}_{c,i} = \mathbf{g}'\}(Y_{c,i} - \mu_{i,(z',\mathbf{g}')}(\mathbf{X}_c))}{p_{i,(z',\mathbf{g}')}(\mathbf{X}_c)} \right) \\ = & \text{Var} \left(\frac{\mathbf{1}\{Z_{c,i} = z, \mathbf{G}_{c,i} = \mathbf{g}\}(Y_{c,i} - \mu_{i,(z,\mathbf{g})}(\mathbf{X}_c))}{p_{i,(z,\mathbf{g})}(\mathbf{X}_c)} \right) + \text{Var} \left(\frac{\mathbf{1}\{Z_{c,i} = z', \mathbf{G}_{c,i} = \mathbf{g}'\}(Y_{c,i} - \mu_{i,(z',\mathbf{g}')}(\mathbf{X}_c))}{p_{i,(z',\mathbf{g}')}(\mathbf{X}_c)} \right) \end{aligned}$$

because each term is mean-zero and their covariance is 0 following $\mathbb{E}[\mathbf{1}\{Z_{c,i} = z, \mathbf{G}_{c,i} = \mathbf{g}\}\mathbf{1}\{Z_{c,i} = z', \mathbf{G}_{c,i} = \mathbf{g}'\}] = 0$ always holds for $(z, \mathbf{g}) \neq (z', \mathbf{g}')$. The variance of $\frac{\mathbf{1}\{Z_{c,i}=z, \mathbf{G}_{c,i}=\mathbf{g}\}(Y_{c,i}-\mu_{i,(z,\mathbf{g})}(\mathbf{X}_c))}{p_{i,(z,\mathbf{g})}(\mathbf{X}_c)}$ equals

$$\begin{aligned} & \text{Var} \left(\frac{\mathbf{1}\{Z_{c,i} = z, \mathbf{G}_{c,i} = \mathbf{g}\}(Y_{c,i} - \mu_{i,(z,\mathbf{g})}(\mathbf{X}_c))}{p_{i,(z,\mathbf{g})}(\mathbf{X}_c)} \right) \\ = & \mathbb{E} \left[\mathbb{E} \left[\frac{\mathbf{1}\{Z_{c,i} = z, \mathbf{G}_{c,i} = \mathbf{g}\}(Y_{c,i} - \mu_{i,(z,\mathbf{g})}(\mathbf{X}_c))^2}{p_{i,(z,\mathbf{g})}(\mathbf{X}_c)^2} \middle| \mathbf{X}_c \right] \right] \\ = & \mathbb{E} \left[\frac{1}{p_{i,(z,\mathbf{g})}(\mathbf{X}_c)} \mathbb{E} [(Y_{c,i} - \mu_{i,(z,\mathbf{g})}(\mathbf{X}_c))^2 | \mathbf{X}_c] \right] = \mathbb{E} \left[\frac{\sigma_{i,(z,\mathbf{g})}^2(\mathbf{X}_c)}{p_{i,(z,\mathbf{g})}(\mathbf{X}_c)} \right]. \end{aligned}$$

Similarly, the variance of $\frac{\mathbf{1}\{Z_{c,i}=z', \mathbf{G}_{c,i}=\mathbf{g}'\}(Y_{c,i}-\mu_{i,(z',\mathbf{g}')}(\mathbf{X}_c))}{p_{i,(z',\mathbf{g}')}(\mathbf{X}_c)}$ equals $\mathbb{E} \left[\frac{\sigma_{i,(z',\mathbf{g}')}^2(\mathbf{X}_c)}{p_{i,(z',\mathbf{g}')}(\mathbf{X}_c)} \right]$.

The variance of (30) equals

$$\begin{aligned} & \text{Var} \left(\frac{1}{|\mathcal{I}_j|} \sum_{i \in \mathcal{I}_j} (\mu_{i,(z,\mathbf{g})}(\mathbf{X}_c) - \mu_{i,(z',\mathbf{g}')}(\mathbf{X}_c)) - (\mu_{i,(z,\mathbf{g})} - \mu_{i,(z',\mathbf{g}')})) \right) \\ = & \mathbb{E} \left[\left(\frac{1}{|\mathcal{I}_j|} \sum_{i \in \mathcal{I}_j} (\mu_{i,(z,\mathbf{g})}(\mathbf{X}_c) - \mu_{i,(z',\mathbf{g}')}(\mathbf{X}_c)) - (\mu_{i,(z,\mathbf{g})} - \mu_{i,(z',\mathbf{g}')})) \right)^2 \right] \\ = & \frac{1}{|\mathcal{I}_j|^2} \sum_{i, i' \in \mathcal{I}_j} \mathbb{E} [(\mu_{i,(z,\mathbf{g})}(\mathbf{X}_c) - \mu_{i,(z',\mathbf{g}')}(\mathbf{X}_c)) - (\mu_{i,(z,\mathbf{g})} - \mu_{i,(z',\mathbf{g}'})) \\ & \cdot (\mu_{i',(z,\mathbf{g})}(\mathbf{X}_c) - \mu_{i',(z',\mathbf{g}')}(\mathbf{X}_c)) - (\mu_{i',(z,\mathbf{g})} - \mu_{i',(z',\mathbf{g}'}))] \end{aligned}$$

Summing the variance of (29) and (30), we finish showing the variance of $\phi_{j,(z,z',\mathbf{g},\mathbf{g}')}(Y_c, \mathbf{Z}_c, \mathbf{X}_c)$ equals (12). □

D.5 Proof of Theorem 6 (AIPW Asymptotic Normality)

Proof of Theorem 6 (AIPW Asymptotic Normality). The results follow from Theorem 8 in Cattaneo (2010) that the Condition (5.3) in Theorem 5 in Cattaneo (2010) holds when the propensity score is estimated from the multinomial logistic series estimator. As a preparation, let us first show the asymptotic normality of the IPW estimator which is defined as

$$\hat{\psi}_j^{\text{ipw}}(z, \mathbf{g}) - \hat{\psi}_j^{\text{ipw}}(z', \mathbf{g}') = \frac{1}{M|\mathcal{I}_j|} \sum_{c=1}^M \sum_{i \in \mathcal{I}_j} \left\{ \frac{\mathbf{1}\{Z_{c,i} = z, \mathbf{G}_{c,i} = \mathbf{g}\}Y_{c,i}}{\hat{p}_{i,(z,\mathbf{g})}(\mathbf{X}_c)} - \frac{\mathbf{1}\{Z_{c,i} = z', \mathbf{G}_{c,i} = \mathbf{g}'\}Y_{c,i}}{\hat{p}_{i,(z',\mathbf{g}')}(\mathbf{X}_c)} \right\} \quad (33)$$

Lemma 3. *Theorem 6 continues to hold with $\hat{\psi}_j^{\text{aipw}}(z, \mathbf{g}) - \hat{\psi}_j^{\text{aipw}}(z', \mathbf{g}')$ replaced by $\hat{\psi}_j^{\text{ipw}}(z, \mathbf{g}) - \hat{\psi}_j^{\text{ipw}}(z', \mathbf{g}')$.*

Proof of Lemma 3 (IPW Asymptotic Normality). In this proof, we consider both using the sieve and simple multinomial logistic regression to estimate the propensity $p_{i,(z,\mathbf{g})}(\mathbf{X}_c)$ for all $i = 1, \dots, n$ and (z, \mathbf{g}) .

The results follow from Theorem 8 in Cattaneo (2010) that the Condition (4.2) in Theorem 4 in Cattaneo (2010) holds when the propensity score is estimated from the multinomial logistic series estimator. Let $\mu_{i,(z,\mathbf{g})}(\mathbf{X}_c) = \mathbb{E}[Y_{c,i}(z, \mathbf{g})|\mathbf{X}_c]$. Our objective is to show

$$\begin{aligned} \varepsilon = & \frac{1}{\sqrt{M}} \sum_{c=1}^M \frac{1}{n} \sum_i \left[\left(\frac{\mathbf{1}\{Z_{c,i} = z, \mathbf{G}_{c,i} = \mathbf{g}\} Y_{c,i}}{\hat{p}_{i,(z,\mathbf{g})}(\mathbf{X}_c)} - \mu_{i,(z,\mathbf{g})} \right) - \left(\frac{\mathbf{1}\{Z_{c,i} = z, \mathbf{G}_{c,i} = \mathbf{g}\} Y_{c,i}}{p_{i,(z,\mathbf{g})}(\mathbf{X}_c)} - \mu_{i,(z,\mathbf{g})} \right) \right. \\ & \left. + \frac{\mu_{i,(z,\mathbf{g})}(\mathbf{X}_c)}{p_{i,(z,\mathbf{g})}(\mathbf{X}_c)} (\mathbf{1}\{Z_{c,i} = z, \mathbf{G}_{c,i} = \mathbf{g}\} - p_{i,(z,\mathbf{g})}(\mathbf{X}_c)) \right] = \frac{1}{n} \sum_{i=1}^n \varepsilon_i = o_P(1), \end{aligned}$$

where $\varepsilon_i = \frac{1}{\sqrt{M}} \sum_{c=1}^M \left[\left(\frac{\mathbf{1}\{Z_{c,i}=z, \mathbf{G}_{c,i}=\mathbf{g}\} Y_{c,i}}{\hat{p}_{i,(z,\mathbf{g})}(\mathbf{X}_c)} - \mu_{i,(z,\mathbf{g})} \right) - \left(\frac{\mathbf{1}\{Z_{c,i}=z, \mathbf{G}_{c,i}=\mathbf{g}\} Y_{c,i}}{p_{i,(z,\mathbf{g})}(\mathbf{X}_c)} - \mu_{i,(z,\mathbf{g})} \right) + \frac{\mu_{i,(z,\mathbf{g})}(\mathbf{X}_c)}{p_{i,(z,\mathbf{g})}(\mathbf{X}_c)} (\mathbf{1}\{Z_{c,i} = z, \mathbf{G}_{c,i} = \mathbf{g}\} - p_{i,(z,\mathbf{g})}(\mathbf{X}_c)) \right]$. If we can show $|\varepsilon_i| = O_P(1)$, then $\varepsilon = O_P(1)$ holds for finite n .

We decompose ε_i as $\varepsilon_i = R_{i,1M} + R_{i,2M} + R_{i,3M}$ where

$$\begin{aligned} R_{i,1M} &= \left| \frac{1}{\sqrt{M}} \sum_{c=1}^M \left[\frac{\mathbf{1}\{Z_{c,i} = z, \mathbf{G}_{c,i} = \mathbf{g}\} Y_{c,i}}{\hat{p}_{i,(z,\mathbf{g})}(\mathbf{X}_c)} - \frac{\mathbf{1}\{Z_{c,i} = z, \mathbf{G}_{c,i} = \mathbf{g}\} Y_{c,i}}{p_{i,(z,\mathbf{g})}(\mathbf{X}_c)} \right. \right. \\ & \quad \left. \left. + \frac{\mathbf{1}\{Z_{c,i} = z, \mathbf{G}_{c,i} = \mathbf{g}\} Y_{c,i}}{p_{i,(z,\mathbf{g})}(\mathbf{X}_c)^2} (\hat{p}_{i,(z,\mathbf{g})}(\mathbf{X}_c) - p_{i,(z,\mathbf{g})}(\mathbf{X}_c)) \right] \right| \\ R_{i,2M} &= \left| \frac{1}{\sqrt{M}} \sum_{c=1}^M \left[\left(- \frac{\mathbf{1}\{Z_{c,i} = z, \mathbf{G}_{c,i} = \mathbf{g}\} Y_{c,i}}{p_{i,(z,\mathbf{g})}(\mathbf{X}_c)^2} + \frac{\mu_{i,(z,\mathbf{g})}(\mathbf{X}_c)}{p_{i,(z,\mathbf{g})}(\mathbf{X}_c)} \right) (\hat{p}_{i,(z,\mathbf{g})}(\mathbf{X}_c) - p_{i,(z,\mathbf{g})}(\mathbf{X}_c)) \right] \right| \\ R_{i,3M} &= \left| \frac{1}{\sqrt{M}} \sum_{c=1}^M \left[- \frac{\mu_{i,(z,\mathbf{g})}(\mathbf{X}_c)}{p_{i,(z,\mathbf{g})}(\mathbf{X}_c)} (\hat{p}_{i,(z,\mathbf{g})}(\mathbf{X}_c) - p_{i,(z,\mathbf{g})}(\mathbf{X}_c)) + \frac{\mu_{i,(z,\mathbf{g})}(\mathbf{X}_c)}{p_{i,(z,\mathbf{g})}(\mathbf{X}_c)} (\mathbf{1}\{Z_{c,i} = z, \mathbf{G}_{c,i} = \mathbf{g}\} - p_{i,(z,\mathbf{g})}(\mathbf{X}_c)) \right] \right| \end{aligned}$$

We use a similar proof as Theorem 8 in Cattaneo (2010) to bound $R_{i,1M}$, $R_{i,2M}$ and $R_{i,3M}$. For the first term $R_{i,1M}$

$$\begin{aligned} R_{i,1M} &\leq C\sqrt{M} \left\| \hat{p}_{i,(z,\mathbf{g})} - p_{i,(z,\mathbf{g})} \right\|_{\infty}^2 \frac{1}{M} \sum_{c=1}^M \frac{\mathbf{1}\{Z_{c,i} = z, \mathbf{G}_{c,i} = \mathbf{g}\} |Y_{c,i}|}{p_{i,(z,\mathbf{g})}(\mathbf{X}_c)} \\ &= O_P(\sqrt{M}(K^{\eta} K^{1/2} M^{-1/2} + K^{\eta} K^{1/2} K^{-s/k_x})^2) = o_P(1) \end{aligned}$$

following the boundedness of $Y_{c,i}$, overlap assumption of $p_{i,(z,\mathbf{g})}(\mathbf{X}_c)$, and uniform convergence of $\hat{p}_{i,(z,\mathbf{g})}$. In the case of simple multinomial logit, $R_{i,1M} = O_P(M^{-1/2}) = o_P(1)$.

For the second term $R_{i,2M}$, we have the expansion

$$R_{i,2M} \leq \left| \frac{1}{\sqrt{M}} \sum_{c=1}^M \left[\left(- \frac{\mathbf{1}\{Z_{c,i} = z, \mathbf{G}_{c,i} = \mathbf{g}\} Y_{c,i}}{p_{i,(z,\mathbf{g})}(\mathbf{X}_c)^2} + \frac{\mu_{i,(z,\mathbf{g})}(\mathbf{X}_c)}{p_{i,(z,\mathbf{g})}(\mathbf{X}_c)} \right) (\hat{p}_{i,(z,\mathbf{g})}(\mathbf{X}_c) - p_{i,K,(z,\mathbf{g})}^0(\mathbf{X}_c)) \right] \right| \quad (34)$$

$$+ \left| \frac{1}{\sqrt{M}} \sum_{c=1}^M \left[\left(- \frac{\mathbf{1}\{Z_{c,i} = z, \mathbf{G}_{c,i} = \mathbf{g}\} Y_{c,i}}{p_{i,(z,\mathbf{g})}(\mathbf{X}_c)^2} + \frac{\mu_{i,(z,\mathbf{g})}(\mathbf{X}_c)}{p_{i,(z,\mathbf{g})}(\mathbf{X}_c)} \right) (p_{i,K,(z,\mathbf{g})}^0(\mathbf{X}_c) - p_{i,(z,\mathbf{g})}(\mathbf{X}_c)) \right] \right|, \quad (35)$$

where $p_{i,K,(z,\mathbf{g})}^0$ is the probability with the population parameters in the sieve estimator. The term (34) characterizes the estimation error of the sieve estimator and we can use a second-order Taylor expansion to bound (34). Suppose the estimated and true sieve parameters are $\hat{\gamma}_{i,K}$ and $\gamma_{i,K}^0$. Then there exists some $\tilde{\gamma}_{i,K}$ such that $|\tilde{\gamma}_{i,K} - \gamma_{i,K}^0| \leq |\hat{\gamma}_{i,K} - \gamma_{i,K}^0|$ and, together with $|\hat{\gamma}_{i,K} - \gamma_{i,K}^0| = O_P(K^{1/2} M^{-1/2} + K^{1/2} K^{-s/k_x})$

from Lemma 2,

$$(34) \leq |\hat{\gamma}_{i,K} - \gamma_{i,K}^0| \cdot \left| \frac{1}{\sqrt{M}} \sum_{c=1}^M \left[\left(-\frac{\mathbf{1}\{Z_{c,i} = z, \mathbf{G}_{c,i} = \mathbf{g}\} Y_{c,i}}{p_{i,(z,\mathbf{g})}(\mathbf{X}_c)^2} + \frac{\mu_{i,(z,\mathbf{g})}(\mathbf{X}_c)}{p_{i,(z,\mathbf{g})}(\mathbf{X}_c)} \right) [\dot{\mathbf{L}}_{i,(z,\mathbf{g})}(h_{-(0,0)}(\mathbf{X}_c, \gamma_{i,K}^0)) \otimes R_K(\mathbf{X}_c)^\top] \right] \right| \quad (36)$$

$$+ \sqrt{M} |\hat{\gamma}_{i,K} - \gamma_{i,K}^0|^2 \cdot \frac{1}{M} \sum_{c=1}^M \left| -\frac{\mathbf{1}\{Z_{c,i} = z, \mathbf{G}_{c,i} = \mathbf{g}\} Y_{c,i}}{p_{i,(z,\mathbf{g})}(\mathbf{X}_c)^2} + \frac{\mu_{i,(z,\mathbf{g})}(\mathbf{X}_c)}{p_{i,(z,\mathbf{g})}(\mathbf{X}_c)} \right| |\mathbf{I} \otimes R_K(\mathbf{X}_c) R_K(\mathbf{X}_c)^\top| \quad (37)$$

$$= O_P(K^{1/2} M^{-1/2} + K^{1/2} K^{-s/k_x}) O_P(K^{1/2}) + O_P(\sqrt{M}(K^{1/2} M^{-1/2} + K^{1/2} K^{-s/k_x})) O_P(K) = o_P(1) \quad (38)$$

where $h_{-(0,0)}(\mathbf{X}_c, \gamma_{i,K}^0) = [R_K(\mathbf{X}_c)^\top \gamma_{i,K,(0,1)}, \dots, R_K(\mathbf{X}_c)^\top \gamma_{i,K,(1,G)}]^\top$ (we set $(z, \mathbf{g}) = (0, \mathbf{0})$ as the base level), $\dot{\mathbf{L}}_{i,(z,\mathbf{g})}(\cdot)$ is the gradient of the log-likelihood function, and \mathbf{I} is the identity matrix. The second term in the right-hand side of (36) is $O_P(K^{1/2})$ following

$$\begin{aligned} & \mathbb{E} \left[\left(-\frac{\mathbf{1}\{Z_{c,i} = z, \mathbf{G}_{c,i} = \mathbf{g}\} Y_{c,i}}{p_{i,(z,\mathbf{g})}(\mathbf{X}_c)^2} + \frac{\mu_{i,(z,\mathbf{g})}(\mathbf{X}_c)}{p_{i,(z,\mathbf{g})}(\mathbf{X}_c)} \right) [\dot{\mathbf{L}}_{i,(z,\mathbf{g})}(h_{-(0,0)}(\mathbf{X}_c, \gamma_{i,K}^0)) \otimes R_K(\mathbf{X}_c)^\top] \right] \\ &= \mathbb{E} \left[\mathbb{E} \left[\left(-\frac{\mathbf{1}\{Z_{c,i} = z, \mathbf{G}_{c,i} = \mathbf{g}\} Y_{c,i}}{p_{i,(z,\mathbf{g})}(\mathbf{X}_c)^2} + \frac{\mu_{i,(z,\mathbf{g})}(\mathbf{X}_c)}{p_{i,(z,\mathbf{g})}(\mathbf{X}_c)} \right) \middle| \mathbf{X}_c \right] [\dot{\mathbf{L}}_{i,(z,\mathbf{g})}(h_{-(0,0)}(\mathbf{X}_c, \gamma_{i,K}^0)) \otimes R_K(\mathbf{X}_c)^\top] \right] = 0 \end{aligned}$$

and

$$\begin{aligned} & \mathbb{E} \left| \frac{1}{\sqrt{M}} \sum_{c=1}^M \left[\left(-\frac{\mathbf{1}\{Z_{c,i} = z, \mathbf{G}_{c,i} = \mathbf{g}\} Y_{c,i}}{p_{i,(z,\mathbf{g})}(\mathbf{X}_c)^2} + \frac{\mu_{i,(z,\mathbf{g})}(\mathbf{X}_c)}{p_{i,(z,\mathbf{g})}(\mathbf{X}_c)} \right) [\dot{\mathbf{L}}_{i,(z,\mathbf{g})}(h_{-(0,0)}(\mathbf{X}_c, \gamma_{i,K}^0)) \otimes R_K(\mathbf{X}_c)^\top] \right] \right|^2 \\ & \leq \max_{\mathbf{X}_c} \left| \dot{\mathbf{L}}_{i,(z,\mathbf{g})}(h_{-(0,0)}(\mathbf{X}_c, \gamma_{i,K}^0)) \otimes R_K(\mathbf{X}_c)^\top \right|^2 \cdot \frac{1}{M} \sum_{c=1}^M \mathbb{E} \left| -\frac{\mathbf{1}\{Z_{c,i} = z, \mathbf{G}_{c,i} = \mathbf{g}\} Y_{c,i}}{p_{i,(z,\mathbf{g})}(\mathbf{X}_c)^2} + \frac{\mu_{i,(z,\mathbf{g})}(\mathbf{X}_c)}{p_{i,(z,\mathbf{g})}(\mathbf{X}_c)} \right|^2 = O(K). \end{aligned}$$

The second term in the right-hand side of (37) is $O_P(K)$ following the boundedness of $Y_{c,i}$ and $|\mathbf{I} \otimes R_K(\mathbf{X}_c) R_K(\mathbf{X}_c)^\top| = O(K)$ (the dimension of $\mathbf{I} \otimes R_K(\mathbf{X}_c) R_K(\mathbf{X}_c)^\top$ is $S_j K \times S_j K$, where S_j is the number of possible realizations of $(Z_{c,i}, \mathbf{G}_{c,i})$ for unit $i \in \mathcal{I}_j$ and S_j is finite).

For the term (35), recall $\left\| p_{i,K,(z,\mathbf{g})}^0(\mathbf{X}_c) - p_{i,(z,\mathbf{g})}(\mathbf{X}_c) \right\|_\infty = K^{-s/k_x}$

$$\begin{aligned} \mathbb{E}[(35)]^2 & \leq \left\| p_{i,K,(z,\mathbf{g})}^0(\mathbf{X}_c) - p_{i,(z,\mathbf{g})}(\mathbf{X}_c) \right\|_\infty^2 \cdot \frac{1}{M} \sum_{c=1}^M \mathbb{E} \left| -\frac{\mathbf{1}\{Z_{c,i} = z, \mathbf{G}_{c,i} = \mathbf{g}\} Y_{c,i}}{p_{i,(z,\mathbf{g})}(\mathbf{X}_c)^2} + \frac{\mu_{i,(z,\mathbf{g})}(\mathbf{X}_c)}{p_{i,(z,\mathbf{g})}(\mathbf{X}_c)} \right|^2 \\ & = O_P(K^{-2s/k_x}) = o_P(1) \end{aligned}$$

In the case of simple multinomial logit, we do not have the term (35) and the only term in $R_{i,2M}$ has (34) = $O_P(M^{-1/2})$.

For the last term $R_{i,3M}$, we use the property that the first order condition of MLSE has $\sum_{c=1}^M (\mathbf{1}\{Z_{c,i} = z, \mathbf{G}_{c,i} = \mathbf{g}\} - p_{i,(z,\mathbf{g})}(\mathbf{X}_c)) = 0$. Then with a properly chosen θ similar as Cattaneo (2010) ($\tilde{\gamma}$ is the projection of $\frac{\mu_{i,(z,\mathbf{g})}(\mathbf{X}_c)}{p_{i,(z,\mathbf{g})}(\mathbf{X}_c)}$ on $R_K(\mathbf{X}_c)$), we have

$$R_{i,3M} = \left| \frac{1}{\sqrt{M}} \sum_{c=1}^M \left(\frac{\mu_{i,(z,\mathbf{g})}(\mathbf{X}_c)}{p_{i,(z,\mathbf{g})}(\mathbf{X}_c)} - R_K(\mathbf{X}_c)^\top \tilde{\gamma} \right) \left(\mathbf{1}\{Z_{c,i} = z, \mathbf{G}_{c,i} = \mathbf{g}\} - p_{i,(z,\mathbf{g})}(\mathbf{X}_c) \right) \right| \quad (39)$$

$$+ \left| \frac{1}{\sqrt{M}} \sum_{c=1}^M \left(\frac{\mu_{i,(z,\mathbf{g})}(\mathbf{X}_c)}{p_{i,(z,\mathbf{g})}(\mathbf{X}_c)} - R_K(\mathbf{X}_c)^\top \tilde{\gamma} \right) \left(p_{i,(z,\mathbf{g})}(\mathbf{X}_c) - \hat{p}_{i,(z,\mathbf{g})}(\mathbf{X}_c) \right) \right| \quad (40)$$

For the term (39),

$$\begin{aligned} & \mathbb{E} \left[\left(\frac{\mu_{i,(z,\mathbf{g})}(\mathbf{X}_c)}{p_{i,(z,\mathbf{g})}(\mathbf{X}_c)} - R_K(\mathbf{X}_c)^\top \tilde{\gamma} \right) \left(\mathbf{1}\{Z_{c,i} = z, \mathbf{G}_{c,i} = \mathbf{g}\} - p_{i,(z,\mathbf{g})}(\mathbf{X}_c) \right) \right] \\ &= \mathbb{E} \left[\left(\frac{\mu_{i,(z,\mathbf{g})}(\mathbf{X}_c)}{p_{i,(z,\mathbf{g})}(\mathbf{X}_c)} - R_K(\mathbf{X}_c)^\top \tilde{\gamma} \right) \mathbb{E} \left[\mathbf{1}\{Z_{c,i} = z, \mathbf{G}_{c,i} = \mathbf{g}\} - p_{i,(z,\mathbf{g})}(\mathbf{X}_c) \mid \mathbf{X}_c \right] \right] = 0 \end{aligned}$$

and

$$\mathbb{E}[(39)]^2 \leq \max_{\mathbf{X}_c} \left(\frac{\mu_{i,(z,\mathbf{g})}(\mathbf{X}_c)}{p_{i,(z,\mathbf{g})}(\mathbf{X}_c)} - R_K(\mathbf{X}_c)^\top \theta \right)^2 \cdot \frac{1}{M} \sum_{c=1}^M \mathbb{E} \left[\left(\mathbf{1}\{Z_{c,i} = z, \mathbf{G}_{c,i} = \mathbf{g}\} - p_{i,(z,\mathbf{g})}(\mathbf{X}_c) \right)^2 \right] = O_P(K^{-2s/k_x}),$$

where $\max_{\mathbf{X}_c} \left| \frac{\mu_{i,(z,\mathbf{g})}(\mathbf{X}_c)}{p_{i,(z,\mathbf{g})}(\mathbf{X}_c)} - R_K(\mathbf{X}_c)^\top \tilde{\gamma} \right| = O_P(K^{-s/k_x})$ follows from Assumption 7 and Newey (1997) (similar as the argument in Cattaneo (2010)).

For the term (40),

$$\begin{aligned} (40) &= M^{1/2} \max_{\mathbf{X}_c} \left| \frac{\mu_{i,(z,\mathbf{g})}(\mathbf{X}_c)}{p_{i,(z,\mathbf{g})}(\mathbf{X}_c)} - R_K(\mathbf{X}_c)^\top \tilde{\gamma} \right| \cdot \max_{\mathbf{X}_c} \left| p_{i,(z,\mathbf{g})}(\mathbf{X}_c) - \hat{p}_{i,(z,\mathbf{g})}(\mathbf{X}_c) \right| \\ &= M^{1/2} O_P(K^{-s/k_x}) O_P(K^\eta K^{1/2} n^{-1/2} + K^\eta K^{1/2} K^{-s/k_x}) \end{aligned}$$

Therefore we have

$$R_{i,3M} = O_P(K^{-s/k_x}) + M^{1/2} O_P(K^{-s/k_x}) O_P(K^\eta K^{1/2} n^{-1/2} + K^\eta K^{1/2} K^{-s/k_x}) = o_P(1)$$

□

Given Lemma 3, we are ready to show the asymptotic distribution of the AIPW estimator. It is equivalent to showing

$$\begin{aligned} \varepsilon &= \frac{1}{\sqrt{M}} \sum_{c=1}^M \frac{1}{n} \sum_i \left[\left(\frac{\mathbf{1}\{Z_{c,i} = z, \mathbf{G}_{c,i} = \mathbf{g}\} (Y_{c,i} - \hat{\mu}_{i,(z,\mathbf{g})})}{\hat{p}_{i,(z,\mathbf{g})}(\mathbf{X}_c)} + \hat{\mu}_{i,(z,\mathbf{g})} \right) \right. \\ &\quad \left. - \left(\frac{\mathbf{1}\{Z_{c,i} = z, \mathbf{G}_{c,i} = \mathbf{g}\} (Y_{c,i} - \mu_{i,(z,\mathbf{g})})}{p_{i,(z,\mathbf{g})}(\mathbf{X}_c)} + \mu_{i,(z,\mathbf{g})} \right) \right] = \frac{1}{n} \sum_{i=1}^n \varepsilon_i = o_P(1). \end{aligned}$$

where $\varepsilon_i = \frac{1}{\sqrt{M}} \sum_{c=1}^M \left[\left(\frac{\mathbf{1}\{Z_{c,i}=z, \mathbf{G}_{c,i}=\mathbf{g}\} Y_{c,i}}{\hat{p}_{i,(z,\mathbf{g})}(\mathbf{X}_c)} - \mu_{i,(z,\mathbf{g})} \right) - \left(\frac{\mathbf{1}\{Z_{c,i}=z, \mathbf{G}_{c,i}=\mathbf{g}\} Y_{c,i}}{p_{i,(z,\mathbf{g})}(\mathbf{X}_c)} - \mu_{i,(z,\mathbf{g})} \right) \right] + \frac{\mu_{i,(z,\mathbf{g})}(\mathbf{X}_c)}{p_{i,(z,\mathbf{g})}(\mathbf{X}_c)} (\mathbf{1}\{Z_{c,i} = z, \mathbf{G}_{c,i} = \mathbf{g}\} - p_{i,(z,\mathbf{g})}(\mathbf{X}_c))$. If we can show $|\varepsilon_i| = O_P(1)$, then $\varepsilon = O_P(1)$ holds for finite n .

We decompose ε_i as $\varepsilon_i = R_{i,4M} + R_{i,5M} + 2 \cdot R_{i,6M} + o_P(1)$ using the identity $\hat{a}/\hat{b} = a/b + (\hat{a} - a)/b -$

$a(\hat{b} - b)/b^2 + a(\hat{b} - b)/(b^2\hat{b}) - (\hat{a} - a)(\hat{b} - b)/(b\hat{b})$ where

$$\begin{aligned} R_{i,4M} &= \left| \frac{1}{\sqrt{M}} \sum_{c=1}^M \left[\frac{\mathbf{1}\{Z_{c,i} = z, \mathbf{G}_{c,i} = \mathbf{g}\} (Y_{c,i} - \mu_{i,(z,\mathbf{g})}(\mathbf{X}_c))}{p_{i,(z,\mathbf{g})}(\mathbf{X}_c)^2} \left(\hat{p}_{i,(z,\mathbf{g})}(\mathbf{X}_c) - p_{i,(z,\mathbf{g})}(\mathbf{X}_c) \right) \right] \right| \\ R_{i,5M} &= \left| \frac{1}{\sqrt{M}} \sum_{c=1}^M \left[\frac{\mathbf{1}\{Z_{c,i} = z, \mathbf{G}_{c,i} = \mathbf{g}\} - p_{i,(z,\mathbf{g})}(\mathbf{X}_c)}{p_{i,(z,\mathbf{g})}(\mathbf{X}_c)} \left(\hat{\mu}_{i,(z,\mathbf{g})}(\mathbf{X}_c) - \mu_{i,(z,\mathbf{g})}(\mathbf{X}_c) \right) \right] \right| \\ R_{i,6M} &= \left| \frac{1}{\sqrt{M}} \sum_{c=1}^M \left(\hat{\mu}_{i,(z,\mathbf{g})}(\mathbf{X}_c) - \mu_{i,(z,\mathbf{g})}(\mathbf{X}_c) \right) \right| \end{aligned}$$

For the first term $R_{i,4M}$,

$$R_{i,4M} \leq \left| \frac{1}{\sqrt{M}} \sum_{c=1}^M \left[\frac{\mathbf{1}\{Z_{c,i} = z, \mathbf{G}_{c,i} = \mathbf{g}\} (Y_{c,i} - \mu_{i,(z,\mathbf{g})}(\mathbf{X}_c))}{p_{i,(z,\mathbf{g})}(\mathbf{X}_c)^2} \left(\hat{p}_{i,(z,\mathbf{g})}(\mathbf{X}_c) - p_{i,K,(z,\mathbf{g})}^0(\mathbf{X}_c) \right) \right] \right| \quad (41)$$

$$+ \left| \frac{1}{\sqrt{M}} \sum_{c=1}^M \left[\frac{\mathbf{1}\{Z_{c,i} = z, \mathbf{G}_{c,i} = \mathbf{g}\} (Y_{c,i} - \mu_{i,(z,\mathbf{g})}(\mathbf{X}_c))}{p_{i,(z,\mathbf{g})}(\mathbf{X}_c)^2} \left(p_{i,K,(z,\mathbf{g})}^0(\mathbf{X}_c) - p_{i,(z,\mathbf{g})}(\mathbf{X}_c) \right) \right] \right| \quad (42)$$

We can use the same proof as the term $R_{i,2M}$ in the proof of asymptotic normality of IPW to show that (41) = $O_P(K^{1/2}M^{-1/2} + K^{1/2}K^{-s/k_x})O_P(K^{1/2})$ and (42) = $O_P(\sqrt{M}(K^{1/2}M^{-1/2} + K^{1/2}K^{-s/k_x})^2)O_P(K)$, and therefore

$$R_{i,4M} = O_P(K^{1/2}M^{-1/2} + K^{1/2}K^{-s/k_x})O_P(K^{1/2}) + O_P(\sqrt{M}(K^{1/2}M^{-1/2} + K^{1/2}K^{-s/k_x})^2)O_P(K) = o_P(1)$$

For the second term $R_{i,5M}$,

$$R_{i,5M} \leq \left| \frac{1}{\sqrt{M}} \sum_{c=1}^M \left[\frac{\mathbf{1}\{Z_{c,i} = z, \mathbf{G}_{c,i} = \mathbf{g}\} - p_{i,(z,\mathbf{g})}(\mathbf{X}_c)}{p_{i,(z,\mathbf{g})}(\mathbf{X}_c)} \left(\hat{\mu}_{i,(z,\mathbf{g})}(\mathbf{X}_c) - \mu_{i,K,(z,\mathbf{g})}^0(\mathbf{X}_c) \right) \right] \right| \quad (43)$$

$$+ \left| \frac{1}{\sqrt{M}} \sum_{c=1}^M \left[\frac{\mathbf{1}\{Z_{c,i} = z, \mathbf{G}_{c,i} = \mathbf{g}\} - p_{i,(z,\mathbf{g})}(\mathbf{X}_c)}{p_{i,(z,\mathbf{g})}(\mathbf{X}_c)} \left(\mu_{i,K,(z,\mathbf{g})}^0(\mathbf{X}_c) - \mu_{i,(z,\mathbf{g})}(\mathbf{X}_c) \right) \right] \right| \quad (44)$$

where $\mu_{i,K,(z,\mathbf{g})}^0(\mathbf{X}_c)$ is the conditional expected outcome with the population parameters in the sieve estimator. Then similar as $R_{i,5M}$, we have

$$R_{i,5M} = O_P(K^{1/2}M^{-1/2} + K^{1/2}K^{-s/k_x})O_P(K^{1/2}) + O_P(\sqrt{M}(K^{1/2}M^{-1/2} + K^{1/2}K^{-s/k_x})^2)O_P(K) = o_P(1)$$

For the last term $R_{i,6M}$, following the same argument as the proof of $R_{6n} = o_P(1)$ in Theorem 8 in Cattaneo (2010) and $R_{i,3M} = o_P(1)$ in the proof of asymptotic normality of IPW, we have $R_{i,6M} = o_P(1)$. \square

D.6 Proof of Theorem 3

Proof of Theorem 3. Recall that $\hat{\beta}_j^{\text{soph}}(\mathbf{h}) = \sum_{\mathbf{g} \in \mathcal{G}_A(\mathbf{h})} \hat{\omega}_A(\mathbf{g}) \cdot \hat{\beta}_j(\mathbf{g})$. It is consistent as long as the fine partition satisfies Assumption 5, since each $\hat{\beta}_j(\mathbf{g})$ is consistent for $\beta_j(\mathbf{g})$ by Theorem 1 and empirical distributions $\hat{\omega}_A(\mathbf{g})$ are consistent for $\omega_A(\mathbf{g})$. To check whether $\hat{\beta}_j^{\text{simp}}(\mathbf{h})$ is consistent when the coarse partition also satisfies Assumption 5, we can follow the same reasoning in the proof of Theorem 1, and reduce to checking whether

$$\mathbb{E} \left[\frac{\mathbf{1}\{Z_{c,i} = z, \mathbf{G}_{c,i} \in \mathcal{G}_A(\mathbf{h})\} Y_{c,i}}{\sum_{\mathbf{g} \in \mathcal{G}_A(\mathbf{h})} p_{i,(z,\mathbf{g})}(\mathbf{X}_c)} \right] = \sum_{\mathbf{g} \in \mathcal{G}_A(\mathbf{h})} \omega_A(\mathbf{g}) \mathbb{E}[Y_{c,i}(z, \mathbf{g})]$$

When the coarse partition satisfies Assumption 5, for all $\mathbf{g}, \mathbf{g}' \in \mathcal{G}_A(\mathbf{h})$, we have $\mathbb{E}[Y_{c,i}(z, \mathbf{g}) | \mathbf{X}_c] = \mathbb{E}[Y_{c,i}(z, \mathbf{g}') | \mathbf{X}_c]$ (denote this quantity by $\mu_{z, \mathbf{h}}(\mathbf{X}_c)$), so that

$$\begin{aligned} \mathbb{E} \left[\frac{\mathbf{1}\{Z_{c,i} = z, \mathbf{G}_{c,i} \in \mathcal{G}_A(\mathbf{h})\} Y_{c,i}}{\sum_{\mathbf{g} \in \mathcal{G}_A(\mathbf{h})} p_{i,(z, \mathbf{g})}(\mathbf{X}_c)} \right] &= \sum_{\mathbf{g} \in \mathcal{G}_A(\mathbf{h})} \mathbb{E} \left[\frac{\mathbf{1}\{Z_{c,i} = z, \mathbf{G}_{c,i} = \mathbf{g}\} Y_{c,i}(z, \mathbf{g})}{\sum_{\mathbf{g} \in \mathcal{G}_A(\mathbf{h})} p_{i,(z, \mathbf{g})}(\mathbf{X}_c)} \right] \\ &= \sum_{\mathbf{g} \in \mathcal{G}_A(\mathbf{h})} \mathbb{E} \left[\frac{\mathbb{E}[\mathbf{1}\{Z_{c,i} = z, \mathbf{G}_{c,i} = \mathbf{g}\} | \mathbf{X}_c]}{\sum_{\mathbf{g} \in \mathcal{G}_A(\mathbf{h})} p_{i,(z, \mathbf{g})}(\mathbf{X}_c)} \mathbb{E}[Y_{c,i}(z, \mathbf{g}) | \mathbf{X}_c] \right] \\ &= \mathbb{E} \left[\mu_{z, \mathbf{h}}(\mathbf{X}_c) \frac{\sum_{\mathbf{g} \in \mathcal{G}_A(\mathbf{h})} \mathbb{E}[\mathbf{1}\{Z_{c,i} = z, \mathbf{G}_{c,i} = \mathbf{g}\} | \mathbf{X}_c]}{\sum_{\mathbf{g} \in \mathcal{G}_A(\mathbf{h})} p_{i,(z, \mathbf{g})}(\mathbf{X}_c)} \right] \\ &= \mathbb{E}[Y_{c,i}(z, \mathbf{g})], \forall \mathbf{g} \in \mathcal{G}_A(\mathbf{h}), \end{aligned}$$

and so the last term can be rewritten as $\sum_{\mathbf{g} \in \mathcal{G}_A(\mathbf{h})} \omega_A(\mathbf{g}) \mathbb{E}[Y_{c,i}(z, \mathbf{g})]$. If the coarse partition does not satisfy Assumption 5, then there exist $\mathbf{g}, \mathbf{g}' \in \mathcal{G}_A(\mathbf{h})$, such that $\mathbb{E}[Y_{c,i}(z, \mathbf{g}) | \mathbf{X}_c] \neq \mathbb{E}[Y_{c,i}(z, \mathbf{g}') | \mathbf{X}_c]$, so that the last two equalities above no longer hold, unless

$$\frac{p_{i,(z, \mathbf{g})}(\mathbf{X}_c)}{\sum_{\mathbf{g} \in \mathcal{G}_A(\mathbf{h})} p_{i,(z, \mathbf{g})}(\mathbf{X}_c)} \equiv \omega_A(\mathbf{g}), \forall \mathbf{X}_c, z, \mathbf{g},$$

i.e. when treatment is assigned independently across units and do not depend on \mathbf{X}_c .

Now we move on to prove the variance result when both partitions satisfy Assumption 5. To get the asymptotic variance of $\hat{\beta}_j^{\text{soph}}(\mathbf{h})$, note that

$$\begin{aligned} &\sqrt{M} \left(\sum_{\mathbf{g} \in \mathcal{G}_A(\mathbf{h})} \hat{\omega}_A(\mathbf{g}) \cdot \hat{\beta}_j(\mathbf{g}) - \sum_{\mathbf{g} \in \mathcal{G}_A(\mathbf{h})} \omega_A(\mathbf{g}) \cdot \beta_j(\mathbf{g}) \right) \\ &= \sqrt{M} \sum_{\mathbf{g} \in \mathcal{G}_A(\mathbf{h})} \hat{\omega}_A(\mathbf{g}) \cdot (\hat{\beta}_j(\mathbf{g}) - \beta_j(\mathbf{g})) + \sqrt{M} \sum_{\mathbf{g} \in \mathcal{G}_A(\mathbf{h})} (\hat{\omega}_A(\mathbf{g}) - \omega_A(\mathbf{g})) \cdot \beta_j(\mathbf{g}) \end{aligned}$$

and the two terms are asymptotically independent, so that the asymptotic variance of $\hat{\beta}_j^{\text{soph}}(\mathbf{h})$ is the sum of the asymptotic variances of the two terms. For the first term, Theorem 6 implies

$$\sqrt{M} \sum_{\mathbf{g} \in \mathcal{G}_A(\mathbf{h})} \hat{\omega}_A(\mathbf{g}) \cdot (\hat{\beta}_j(\mathbf{g}) - \beta_j(\mathbf{g})) \xrightarrow{d} \mathcal{N}(0, V_{j, \mathbf{h}}^{\text{soph}}) \quad (45)$$

where $V_{j, \mathbf{h}}^{\text{soph}}$ equals

$$\begin{aligned} V_{j, \mathbf{h}} &= \frac{1}{|\mathcal{I}_j|^2} \sum_{i \in \mathcal{I}_j} \sum_{\mathbf{g} \in \mathcal{G}_A(\mathbf{h})} \omega_A^2(\mathbf{g}) \mathbb{E} \left[\frac{\sigma_{i,(1, \mathbf{g})}^2(\mathbf{X}_c)}{p_{i,(1, \mathbf{g})}(\mathbf{X}_c)} + \frac{\sigma_{i,(0, \mathbf{g})}^2(\mathbf{X}_c)}{p_{i,(0, \mathbf{g})}(\mathbf{X}_c)} \right] \\ &\quad + \frac{1}{|\mathcal{I}_j|^2} \sum_{i, i' \in \mathcal{I}_j} \sum_{\mathbf{g}, \mathbf{g}' \in \mathcal{G}_A(\mathbf{h})} \omega_A(\mathbf{g}) \omega_A(\mathbf{g}') \mathbb{E}[(\beta_{i, \mathbf{g}}(\mathbf{X}_c) - \beta_{i, \mathbf{g}})(\beta_{i', \mathbf{g}'}(\mathbf{X}_c) - \beta_{i', \mathbf{g}'})] \end{aligned} \quad (46)$$

with $\beta_{i, \mathbf{g}}(\mathbf{X}_c) = \mathbb{E}[Y_{c,i}(1, \mathbf{g}) - Y_{c,i}(0, \mathbf{g}) | \mathbf{X}_c]$ and $\beta_{i, \mathbf{g}} = \mathbb{E}[Y_{c,i}(1, \mathbf{g}) - Y_{c,i}(0, \mathbf{g})]$. For the second term, we only need that it is bounded below by 0.

For $\hat{\beta}_j^{\text{simp}}(\mathbf{h})$, we can apply Theorem 2 and get

$$\sqrt{M}(\hat{\beta}_j^{\text{simp}}(\mathbf{h}) - \beta_j(\mathbf{h})) \xrightarrow{d} \mathcal{N}(0, V_{j, \mathbf{h}}^{\text{simp}}) \quad (47)$$

where $V_{j,\mathbf{h}}^{\text{simp}}$ equals

$$\begin{aligned} V_{j,\mathbf{h}}^{\text{simp}} &= \frac{1}{|\mathcal{I}_j|^2} \sum_{i \in \mathcal{I}_j} \mathbb{E} \left[\frac{\sigma_{i,(1,\mathbf{h})}^2(\mathbf{X}_c)}{p_{i,(1,\mathbf{h})}(\mathbf{X}_c)} + \frac{\sigma_{i,(0,\mathbf{h})}^2(\mathbf{X}_c)}{p_{i,(0,\mathbf{h})}(\mathbf{X}_c)} \right] \\ &\quad + \frac{1}{|\mathcal{I}_j|^2} \sum_{i,i' \in \mathcal{I}_j} \mathbb{E} [(\beta_{i,\mathbf{h}}(\mathbf{X}_c) - \beta_{i,\mathbf{h}})(\beta_{i',\mathbf{h}}(\mathbf{X}_c) - \beta_{i',\mathbf{h}})] \end{aligned} \quad (48)$$

where we again note that $\beta_{i,\mathbf{h}}(\mathbf{X}_c) = \beta_{i,\mathbf{g}}(\mathbf{X}_c)$ for all $\mathbf{g} \in \mathcal{G}_A(\mathbf{h})$ by exchangeability, and $\beta_{i,\mathbf{h}} = \beta_{i,\mathbf{g}}$ for all $\mathbf{g} \in \mathcal{G}_A(\mathbf{h})$. In particular, we can write

$$\beta_{i,\mathbf{h}}(\mathbf{X}_c) - \beta_{i,\mathbf{h}} = \sum_{\mathbf{g} \in \mathcal{G}_A(\mathbf{h})} \omega_A(\mathbf{g}) \cdot (\beta_{i,\mathbf{g}}(\mathbf{X}_c) - \beta_{i,\mathbf{g}})$$

and using this we can show the second term in the RHS of (46) equals the second term of the RHS of (48) as follows. For any $i, i' \in \mathcal{I}_j$,

$$\begin{aligned} &\sum_{\mathbf{g}, \mathbf{g}' \in \mathcal{G}_A(\mathbf{h})} \omega_A(\mathbf{g}) \omega_A(\mathbf{g}') \mathbb{E} [(\beta_{i,\mathbf{g}}(\mathbf{X}_c) - \beta_{i,\mathbf{g}})(\beta_{i',\mathbf{g}'}(\mathbf{X}_c) - \beta_{i',\mathbf{g}'})] \\ &= \mathbb{E} \left[\left(\sum_{\mathbf{g} \in \mathcal{G}_A(\mathbf{h})} \omega_A(\mathbf{g}) \cdot (\beta_{i,\mathbf{g}}(\mathbf{X}_c) - \beta_{i,\mathbf{g}}) \right) \left(\sum_{\mathbf{g}' \in \mathcal{G}_A(\mathbf{h})} \omega_A(\mathbf{g}') \cdot (\beta_{i',\mathbf{g}'}(\mathbf{X}_c) - \beta_{i',\mathbf{g}'}) \right) \right] \\ &= \mathbb{E} [(\beta_{i,\mathbf{h}}(\mathbf{X}_c) - \beta_{i,\mathbf{h}})(\beta_{i',\mathbf{h}}(\mathbf{X}_c) - \beta_{i',\mathbf{h}})]. \end{aligned}$$

Now show the key part of the result, that the first term in the RHS of (46) is lower bounded by the first term in the RHS of (48). For any $i \in \mathcal{I}_j$ and z ,

$$\begin{aligned} \sum_{\mathbf{g} \in \mathcal{G}_A(\mathbf{h})} \omega_A^2(\mathbf{g}) \mathbb{E} \left[\frac{\sigma_{i,(z,\mathbf{g})}^2(\mathbf{X}_c)}{p_{i,(z,\mathbf{g})}(\mathbf{X}_c)} \right] &= \mathbb{E} \left[\sum_{\mathbf{g} \in \mathcal{G}_A(\mathbf{h})} \omega_A(\mathbf{g}) \cdot \left(\frac{\sigma_{i,(z,\mathbf{g})}^2(\mathbf{X}_c)}{p_{i,(z,\mathbf{g})}(\mathbf{X}_c)/\omega_A(\mathbf{g})} \right) \right] \\ &= \mathbb{E} \left[\sum_{\mathbf{g} \in \mathcal{G}_A(\mathbf{h})} \omega_A(\mathbf{g}) \cdot \left(\frac{\sigma_{i,(z,\mathbf{h})}^2(\mathbf{X}_c)}{p_{i,(z,\mathbf{g})}(\mathbf{X}_c)/\omega_A(\mathbf{g})} \right) \right] \\ &\geq \mathbb{E} \left[\frac{\sigma_{i,(z,\mathbf{h})}^2(\mathbf{X}_c)}{\sum_{\mathbf{g} \in \mathcal{G}_A(\mathbf{h})} \omega_A(\mathbf{g}) \cdot p_{i,(z,\mathbf{g})}(\mathbf{X}_c)/\omega_A(\mathbf{g})} \right] \\ &= \mathbb{E} \left[\frac{\sigma_{i,(z,\mathbf{h})}^2(\mathbf{X}_c)}{p_{i,(z,\mathbf{h})}(\mathbf{X}_c)} \right] \end{aligned}$$

where we have used the convexity of the function $x \mapsto 1/x$ for $x > 0$ and

$$\begin{aligned} p_{i,(z,\mathbf{h})}(\mathbf{X}_c) &= \sum_{\mathbf{g} \in \mathcal{G}_A(\mathbf{h})} p_{i,(z,\mathbf{g})}(\mathbf{X}_c) \\ \sigma_{i,(z,\mathbf{h})}^2(\mathbf{X}_c) &= \sigma_{i,(z,\mathbf{g})}^2(\mathbf{X}_c), \forall \mathbf{g} \in \mathcal{G}_A(\mathbf{h}) \end{aligned}$$

Moreover, equality holds if and only if for any \mathbf{X}_c and z , $\frac{\omega_A(\mathbf{g})}{p_{i,(z,\mathbf{g})}(\mathbf{X}_c)}$ is the same across all \mathbf{g} . □

D.7 Proof of Theorem 4

Proof of Theorem 4. We first prove the case of $l = 2$ for matching-based variance estimators. Letting $Y_i^{(1)}(z, \mathbf{g})$ and $Y_i^{(2)}(z, \mathbf{g})$ denote the outcomes of the closest and second-closest matched unit in $\mathcal{J}_{2,(z,\mathbf{g})}(c, i)$, we can write

$$\begin{aligned}\hat{\beta}_{i,\mathbf{g}}(\mathbf{X}_c) &:= \bar{Y}_i(1, \mathbf{g}) - \bar{Y}_i(0, \mathbf{g}) \\ \hat{\sigma}_{i,(z,\mathbf{g})}^2(\mathbf{X}_c) &:= (Y_i^{(1)}(z, \mathbf{g}) - \bar{Y}_i(z, \mathbf{g}))^2 + (Y_i^{(2)}(z, \mathbf{g}) - \bar{Y}_i(z, \mathbf{g}))^2\end{aligned}$$

where $\bar{Y}_i(z, \mathbf{g}) := \frac{Y_i^{(1)}(z, \mathbf{g}) + Y_i^{(2)}(z, \mathbf{g})}{2}$ is the average of the observed outcomes of the two matched units. Note that for any unit with covariates \mathbf{X}_c we can write $Y_i(z, \mathbf{g}) = \mathbb{E}[Y_i(z, \mathbf{g}) \mid \mathbf{X}_c] + \varepsilon_i$ with $\mathbb{E}[\varepsilon_i \mid \mathbf{X}_c] = 0$ (which actually holds regardless of whether i is in c), so that

$$\begin{aligned}\bar{Y}_i(z, \mathbf{g}) &= \frac{Y_i^{(1)}(z, \mathbf{g}) + Y_i^{(2)}(z, \mathbf{g})}{2} \\ &= \frac{\mathbb{E}[Y_i^{(1)}(z, \mathbf{g}) \mid \mathbf{X}^{(1)}] + \mathbb{E}[Y_i^{(2)}(z, \mathbf{g}) \mid \mathbf{X}^{(2)}] + \varepsilon_i^{(1)} + \varepsilon_i^{(2)}}{2} \\ &= \frac{\mu_{z,\mathbf{g}}(\mathbf{X}^{(1)}) + \mu_{z,\mathbf{g}}(\mathbf{X}^{(2)})}{2} + \frac{\varepsilon_i^{(1)} + \varepsilon_i^{(2)}}{2}\end{aligned}$$

where the superscript (j) denotes quantities of the j -th matched unit for i with treatment (z, \mathbf{g}) .

The key convergence property we use is $\sup_{\mathbf{X}_c} \mathbb{E}[d(\mathbf{X}_c, \mathbf{X}^{(j)})^p \mid \mathbf{X}_c] = o(1)$ as $N \rightarrow \infty$ for all j and $p = 1, 2$. That is, as the number of samples goes to infinity, the expected distance and distance squared (conditional on \mathbf{X}_c) between \mathbf{X}_c and the covariates $\mathbf{X}^{(j)}$ of any matched sample converge to 0 uniformly in \mathbf{X}_c . This property can be proved using the same argument as Lemma 2 in Abadie and Imbens (2006) and is therefore omitted here. Using the Lipschitz continuity of $\mu_{z,\mathbf{g}}$, and with $\mathbb{E}_{\mathbf{X}_c}$ denoting the conditional expectation given \mathbf{X}_c ,

$$\begin{aligned}\sup_{\mathbf{X}_c} |\mathbb{E}[\bar{Y}_i(z, \mathbf{g}) \mid \mathbf{X}_c] - \mu_{z,\mathbf{g}}(\mathbf{X}_c)| &= \sup_{\mathbf{X}_c} \left| \mathbb{E} \left[\frac{\mu_{z,\mathbf{g}}(\mathbf{X}^{(1)}) + \mu_{z,\mathbf{g}}(\mathbf{X}^{(2)})}{2} - \mu_{z,\mathbf{g}}(\mathbf{X}_c) \mid \mathbf{X}_c \right] \right| \\ &\leq \frac{1}{2} \sup_{\mathbf{X}_c} \mathbb{E}_{\mathbf{X}_c} \left(|\mu_{z,\mathbf{g}}(\mathbf{X}^{(1)}) - \mu_{z,\mathbf{g}}(\mathbf{X}_c)| + |\mu_{z,\mathbf{g}}(\mathbf{X}^{(2)}) - \mu_{z,\mathbf{g}}(\mathbf{X}_c)| \right) \\ &\leq \frac{L}{2} \sup_{\mathbf{X}_c} \mathbb{E}_{\mathbf{X}_c} \left(d(\mathbf{X}^{(1)}, \mathbf{X}_c) + d(\mathbf{X}^{(2)}, \mathbf{X}_c) \right) = o(1)\end{aligned}$$

In other words, the matching estimator $\bar{Y}_i(z, \mathbf{g})$ for $\mu_{z,\mathbf{g}}(\mathbf{X}_c)$ is uniformly (in \mathbf{X}_c) asymptotically unbiased, and so is $\hat{\beta}_{i,\mathbf{g}}(\mathbf{X}_c)$ for $\beta_{i,\mathbf{g}}(\mathbf{X}_c)$.

Next, for $\hat{\sigma}_{i,(z,\mathbf{g})}^2(\mathbf{X}_c)$, we have

$$\begin{aligned}\mathbb{E}_{\mathbf{X}_c} (Y_i^{(1)}(z, \mathbf{g}) - \bar{Y}_i(z, \mathbf{g}))^2 &= \mathbb{E}_{\mathbf{X}_c} \left(\frac{\mu_{z,\mathbf{g}}(\mathbf{X}^{(1)}) - \mu_{z,\mathbf{g}}(\mathbf{X}^{(2)})}{2} + \frac{\varepsilon_i^{(1)} - \varepsilon_i^{(2)}}{2} \right)^2 \\ &= \mathbb{E}_{\mathbf{X}_c} \left(\frac{\mu_{z,\mathbf{g}}(\mathbf{X}^{(1)}) - \mu_{z,\mathbf{g}}(\mathbf{X}^{(2)})}{2} \right)^2 + \mathbb{E}_{\mathbf{X}_c} \left(\frac{\varepsilon_i^{(1)} - \varepsilon_i^{(2)}}{2} \right)^2\end{aligned}$$

where the cross term vanishes regardless of whether the matched units are in the same cluster as (c, i) . The

first term is uniformly $o(1)$, since

$$\begin{aligned}\mathbb{E}_{\mathbf{X}_c} \left(\frac{\mu_{z,\mathbf{g}}(\mathbf{X}^{(1)}) - \mu_{z,\mathbf{g}}(\mathbf{X}^{(2)})}{2} \right)^2 &\leq \frac{1}{2} \mathbb{E}_{\mathbf{X}_c} \left(\mu_{z,\mathbf{g}}(\mathbf{X}^{(1)}) - \mu_{z,\mathbf{g}}(\mathbf{X}_c) \right)^2 + \frac{1}{2} \mathbb{E}_{\mathbf{X}_c} \left(\mu_{z,\mathbf{g}}(\mathbf{X}^{(2)}) - \mu_{z,\mathbf{g}}(\mathbf{X}_c) \right)^2 \\ &\leq \frac{L^2}{2} \mathbb{E}_{\mathbf{X}_c} \left(d(\mathbf{X}_c, \mathbf{X}^{(1)})^2 + d(\mathbf{X}_c, \mathbf{X}^{(2)})^2 \right)\end{aligned}$$

and taking the supremum over \mathbf{X}_c and using $\sup_{\mathbf{X}_c} \mathbb{E}[d(\mathbf{X}_c, \mathbf{X}^{(j)})^2 | \mathbf{X}_c] = o(1)$ as $N \rightarrow \infty$ proves the claim. Combining this with a similar calculation for $(Y_i^{(2)}(z, \mathbf{g}) - \bar{Y}_i(z, \mathbf{g}))^2$,

$$\begin{aligned}\mathbb{E}_{\mathbf{X}_c} \hat{\sigma}_{i,(z,\mathbf{g})}^2(\mathbf{X}_c) &= \mathbb{E}_{\mathbf{X}_c} \left(\left(\frac{\varepsilon_i^{(1)} - \varepsilon_i^{(2)}}{2} \right)^2 + \left(\frac{\varepsilon_i^{(2)} - \varepsilon_i^{(1)}}{2} \right)^2 \right) + o(1) \\ &= \frac{1}{2} \left(\mathbb{E}_{\mathbf{X}_c} (\varepsilon_i^{(1)})^2 + \mathbb{E}_{\mathbf{X}_c} (\varepsilon_i^{(2)})^2 \right) + o(1) = \sigma_{i,(z,\mathbf{g})}^2(\mathbf{X}_c) + o(1)\end{aligned}$$

where the cross terms vanish due to the ‘‘independent errors’’ assumption in (11), and taking the supremum over \mathbf{X}_c proves that $\hat{\sigma}_{i,(z,\mathbf{g})}^2(\mathbf{X}_c)$ is uniformly asymptotically unbiased.

Next, we show that the uniform asymptotic unbiasedness of $\hat{\sigma}_{i,(z,\mathbf{g})}^2(\mathbf{X}_c)$ and $\hat{\beta}_{i,\mathbf{g}}(\mathbf{X}_c)$, combined with the uniform consistency of $\hat{p}_{i,(z,\mathbf{g})}(\mathbf{X}_c)$, implies that the bias-corrected plug-in variance estimator $\tilde{V}_{j,\mathbf{g}}$ is consistent.

First, uniform asymptotic unbiasedness implies the unconditional expectations satisfy

$$\begin{aligned}\mathbb{E}[\hat{\beta}_{i,\mathbf{g}}(\mathbf{X}_c)] &\rightarrow \mathbb{E}\beta_{i,\mathbf{g}}(\mathbf{X}_c) \\ \mathbb{E}[\hat{\sigma}_{i,(z,\mathbf{g})}^2(\mathbf{X}_c)] &\rightarrow \mathbb{E}\sigma_{i,(z,\mathbf{g})}^2(\mathbf{X}_c)\end{aligned}$$

as $N \rightarrow \infty$, and similarly exchanging the order of limit and expectation,

$$\mathbb{E} \left[\frac{\hat{\sigma}_{i,(1,\mathbf{g})}^2(\mathbf{X}_c)}{p_{i,(1,\mathbf{g})}(\mathbf{X}_c)} + \frac{\hat{\sigma}_{i,(0,\mathbf{g})}^2(\mathbf{X}_c)}{p_{i,(0,\mathbf{g})}(\mathbf{X}_c)} \right] \rightarrow \mathbb{E} \left[\frac{\sigma_{i,(1,\mathbf{g})}^2(\mathbf{X}_c)}{p_{i,(1,\mathbf{g})}(\mathbf{X}_c)} + \frac{\sigma_{i,(0,\mathbf{g})}^2(\mathbf{X}_c)}{p_{i,(0,\mathbf{g})}(\mathbf{X}_c)} \right]$$

The strong law of large numbers then implies (with population propensity p instead of feasible \hat{p})

$$\lim_{N \rightarrow \infty} \frac{1}{|\mathcal{I}_j|^2} \sum_{i \in \mathcal{I}_j} \frac{1}{M} \sum_{c=1}^M \left[\frac{\hat{\sigma}_{i,(1,\mathbf{g})}^2(\mathbf{X}_c)}{p_{i,(1,\mathbf{g})}(\mathbf{X}_c)} + \frac{\hat{\sigma}_{i,(0,\mathbf{g})}^2(\mathbf{X}_c)}{p_{i,(0,\mathbf{g})}(\mathbf{X}_c)} \right] = \frac{1}{|\mathcal{I}_j|^2} \sum_{i \in \mathcal{I}_j} \mathbb{E} \left[\frac{\sigma_{i,(1,\mathbf{g})}^2(\mathbf{X}_c)}{p_{i,(1,\mathbf{g})}(\mathbf{X}_c)} + \frac{\sigma_{i,(0,\mathbf{g})}^2(\mathbf{X}_c)}{p_{i,(0,\mathbf{g})}(\mathbf{X}_c)} \right]$$

Using the uniform asymptotic unbiasedness of $\hat{p}_{i,(z,\mathbf{g})}(\mathbf{X}_c)$, the following estimator of $1/p_{i,(z,\mathbf{g})}(\mathbf{X}_c)$

$$\widehat{p_{i,(z,\mathbf{g})}^{-1}}(\mathbf{X}_c) = \frac{1}{q_{\tilde{K}}} \prod_{\ell=1}^{\tilde{K}} \left(1 - \hat{p}_{i,(z,\mathbf{g})}^{\ell}(\mathbf{X}_c) \right)$$

is uniformly asymptotically unbiased, using the same argument as Blanchet et al. (2015); Moka et al. (2019).

Using the boundedness of $\hat{\sigma}^2$ and overlap of p , we then have

$$\begin{aligned}&\mathbb{E} \left[\frac{\hat{\sigma}_{i,(1,\mathbf{g})}^2(\mathbf{X}_c)}{p_{i,(1,\mathbf{g})}(\mathbf{X}_c)} + \frac{\hat{\sigma}_{i,(0,\mathbf{g})}^2(\mathbf{X}_c)}{p_{i,(0,\mathbf{g})}(\mathbf{X}_c)} \right] - \mathbb{E} \left[\frac{\hat{\sigma}_{i,(1,\mathbf{g})}^2(\mathbf{X}_c)}{\hat{p}_{i,(1,\mathbf{g})}(\mathbf{X}_c)} + \frac{\hat{\sigma}_{i,(0,\mathbf{g})}^2(\mathbf{X}_c)}{\hat{p}_{i,(0,\mathbf{g})}(\mathbf{X}_c)} \right] = \\ &O(\mathbb{E}(|\frac{1}{\hat{p}_{i,(1,\mathbf{g})}(\mathbf{X}_c)} - \frac{1}{p_{i,(1,\mathbf{g})}(\mathbf{X}_c)}|) + \mathbb{E}(|\frac{1}{\hat{p}_{i,(0,\mathbf{g})}(\mathbf{X}_c)} - \frac{1}{p_{i,(0,\mathbf{g})}(\mathbf{X}_c)}|)) = o(1)\end{aligned}$$

so that we also have the consistency property

$$\lim_{N \rightarrow \infty} \frac{1}{|\mathcal{I}_j|^2} \sum_{i \in \mathcal{I}_j} \frac{1}{M} \sum_{c=1}^M \left[\frac{\hat{\sigma}_{i,(1,\mathbf{g})}^2(\mathbf{X}_c)}{\hat{p}_{i,(1,\mathbf{g})}(\mathbf{X}_c)} + \frac{\hat{\sigma}_{i,(0,\mathbf{g})}^2(\mathbf{X}_c)}{\hat{p}_{i,(0,\mathbf{g})}(\mathbf{X}_c)} \right] = \frac{1}{|\mathcal{I}_j|^2} \sum_{i \in \mathcal{I}_j} \mathbb{E} \left[\frac{\sigma_{i,(1,\mathbf{g})}^2(\mathbf{X}_c)}{p_{i,(1,\mathbf{g})}(\mathbf{X}_c)} + \frac{\sigma_{i,(0,\mathbf{g})}^2(\mathbf{X}_c)}{p_{i,(0,\mathbf{g})}(\mathbf{X}_c)} \right]$$

Next, we deal with terms involving $\hat{\beta}_{i,\mathbf{g}}(\mathbf{X}_c) - \hat{\beta}_{i,\mathbf{g}}$ and bias correction terms in $\tilde{V}_{j,\mathbf{g}}$. Recall

$$\begin{aligned} \hat{\beta}_{i,\mathbf{g}}(\mathbf{X}_c) &= \bar{Y}_i(1, \mathbf{g}) - \bar{Y}_i(0, \mathbf{g}) \\ \bar{Y}_i(z, \mathbf{g}) &= \frac{\mu_{z,\mathbf{g}}(\mathbf{X}^{(1)}) + \mu_{z,\mathbf{g}}(\mathbf{X}^{(2)})}{2} + \frac{\varepsilon_i^{(1)} + \varepsilon_i^{(2)}}{2} \end{aligned}$$

so that expanding the squares,

$$\begin{aligned} \mathbb{E}[(\hat{\beta}_{i,\mathbf{g}}(\mathbf{X}_c) - \beta_{i,\mathbf{g}})^2] &= \mathbb{E} \left(\frac{\mu_{1,\mathbf{g}}(\mathbf{X}_{1,\mathbf{g}}^{(1)}) + \mu_{1,\mathbf{g}}(\mathbf{X}_{1,\mathbf{g}}^{(2)})}{2} - \frac{\mu_{0,\mathbf{g}}(\mathbf{X}_{0,\mathbf{g}}^{(1)}) + \mu_{0,\mathbf{g}}(\mathbf{X}_{0,\mathbf{g}}^{(2)})}{2} \right)^2 \\ &\quad + \mathbb{E} \left(\frac{\varepsilon_{i,(1,\mathbf{g})}^{(1)} + \varepsilon_{i,(1,\mathbf{g})}^{(2)}}{2} - \frac{\varepsilon_{i,(0,\mathbf{g})}^{(1)} + \varepsilon_{i,(0,\mathbf{g})}^{(2)}}{2} \right)^2 - 2\mathbb{E}\hat{\beta}_{i,\mathbf{g}}(\mathbf{X}_c)\beta_{i,\mathbf{g}} + \beta_{i,\mathbf{g}}^2 \end{aligned}$$

where the cross term in $(\hat{\beta}_{i,\mathbf{g}}(\mathbf{X}_c))^2$ vanishes again because $\mathbb{E}[\varepsilon_i | \mathbf{X}_c] = 0$. For the first term above, using the boundedness and Lipschitzness of μ , we have

$$\begin{aligned} \sup_{\mathbf{X}_c} \left| \mathbb{E}_{\mathbf{X}_c} \left(\frac{\mu_{1,\mathbf{g}}(\mathbf{X}_{1,\mathbf{g}}^{(1)}) + \mu_{1,\mathbf{g}}(\mathbf{X}_{1,\mathbf{g}}^{(2)})}{2} - \frac{\mu_{0,\mathbf{g}}(\mathbf{X}_{0,\mathbf{g}}^{(1)}) + \mu_{0,\mathbf{g}}(\mathbf{X}_{0,\mathbf{g}}^{(2)})}{2} \right)^2 - \mathbb{E}_{\mathbf{X}_c} (\mu_{1,\mathbf{g}}(\mathbf{X}_c) - \mu_{0,\mathbf{g}}(\mathbf{X}_c))^2 \right| \\ = O \left(\sup_{\mathbf{X}_c} \mathbb{E}_{\mathbf{X}_c} d(\mathbf{X}_{1,\mathbf{g}}^{(1)}, \mathbf{X}_c) + d(\mathbf{X}_{1,\mathbf{g}}^{(2)}, \mathbf{X}_c) + d(\mathbf{X}_{0,\mathbf{g}}^{(1)}, \mathbf{X}_c) + d(\mathbf{X}_{0,\mathbf{g}}^{(2)}, \mathbf{X}_c) \right) = o(1) \end{aligned}$$

which implies that

$$\mathbb{E} \left(\frac{\mu_{1,\mathbf{g}}(\mathbf{X}_{1,\mathbf{g}}^{(1)}) + \mu_{1,\mathbf{g}}(\mathbf{X}_{1,\mathbf{g}}^{(2)})}{2} - \frac{\mu_{0,\mathbf{g}}(\mathbf{X}_{0,\mathbf{g}}^{(1)}) + \mu_{0,\mathbf{g}}(\mathbf{X}_{0,\mathbf{g}}^{(2)})}{2} \right)^2 \rightarrow \mathbb{E}(\beta_{i,\mathbf{g}}(\mathbf{X}_c))^2$$

On the other hand, by definition of ε 's,

$$\mathbb{E} \left(\frac{\varepsilon_{i,(1,\mathbf{g})}^{(1)} + \varepsilon_{i,(1,\mathbf{g})}^{(2)}}{2} - \frac{\varepsilon_{i,(0,\mathbf{g})}^{(1)} + \varepsilon_{i,(0,\mathbf{g})}^{(2)}}{2} \right)^2 = \frac{1}{2} \mathbb{E}(\sigma_{i,(1,\mathbf{g})}^2(\mathbf{X}_c) + \sigma_{i,(0,\mathbf{g})}^2(\mathbf{X}_c))$$

so that combining these together, we have

$$\begin{aligned} \mathbb{E}[(\hat{\beta}_{i,\mathbf{g}}(\mathbf{X}_c) - \beta_{i,\mathbf{g}})^2] &\rightarrow \mathbb{E}(\beta_{i,\mathbf{g}}(\mathbf{X}_c))^2 + 2\mathbb{E}\beta_{i,\mathbf{g}}(\mathbf{X}_c)\beta_{i,\mathbf{g}} + \beta_{i,\mathbf{g}}^2 + \frac{1}{2} \mathbb{E}(\sigma_{i,(1,\mathbf{g})}^2(\mathbf{X}_c) + \sigma_{i,(0,\mathbf{g})}^2(\mathbf{X}_c)) \\ &= \mathbb{E}(\beta_{i,\mathbf{g}}(\mathbf{X}_c) - \beta_{i,\mathbf{g}})^2 + \frac{1}{2} \mathbb{E}(\sigma_{i,(1,\mathbf{g})}^2(\mathbf{X}_c) + \sigma_{i,(0,\mathbf{g})}^2(\mathbf{X}_c)) \end{aligned}$$

Similarly, using the assumption that \mathbf{X}_c has non-identical rows with probability 1, so that for large enough N , any two units regardless of their clusters have distinct matches with probability 1, the cross terms do not

have asymptotic bias:

$$\mathbb{E}(\hat{\beta}_{i,\mathbf{g}}(\mathbf{X}_c) - \beta_{i,\mathbf{g}})(\hat{\beta}_{i',\mathbf{g}}(\mathbf{X}_c) - \beta_{i',\mathbf{g}}) \rightarrow \mathbb{E}[(\beta_{i,\mathbf{g}}(\mathbf{X}_c) - \beta_{i,\mathbf{g}})(\beta_{i',\mathbf{g}}(\mathbf{X}_c) - \beta_{i',\mathbf{g}})]$$

so that invoking the strong law of large numbers again,

$$\hat{V}_{j,\mathbf{g}} \rightarrow_p V_{j,\mathbf{g}} + \frac{1}{2} \frac{1}{|\mathcal{I}_j|^2} \sum_{i \in \mathcal{I}_j} \mathbb{E}(\sigma_{i,(1,\mathbf{g})}^2(\mathbf{X}_c) + \sigma_{i,(0,\mathbf{g})}^2(\mathbf{X}_c))$$

and we see that the asymptotic bias of $\hat{V}_{j,\mathbf{g}}$ arising from matching is exactly corrected by the term

$$\frac{1}{2} \frac{1}{|\mathcal{I}_j|^2} \sum_{i \in \mathcal{I}_j} \frac{1}{M} \sum_{c=1}^M (\hat{\sigma}_{i,(1,\mathbf{g})}^2(\mathbf{X}_c) + \hat{\sigma}_{i,(0,\mathbf{g})}^2(\mathbf{X}_c)) \rightarrow_p \frac{1}{2} \frac{1}{|\mathcal{I}_j|^2} \sum_{i \in \mathcal{I}_j} \mathbb{E}(\sigma_{i,(1,\mathbf{g})}^2(\mathbf{X}_c) + \sigma_{i,(0,\mathbf{g})}^2(\mathbf{X}_c))$$

Finally, using the consistency of $\hat{\beta}_{i,\mathbf{g}}$ for $\beta_{i,\mathbf{g}}$,

$$\begin{aligned} \mathbb{E}[(\hat{\beta}_{i,\mathbf{g}}(\mathbf{X}_c) - \hat{\beta}_{i,\mathbf{g}})^2] - \mathbb{E}[(\hat{\beta}_{i,\mathbf{g}}(\mathbf{X}_c) - \beta_{i,\mathbf{g}})^2] &= o(1) \\ \mathbb{E}(\hat{\beta}_{i,\mathbf{g}}(\mathbf{X}_c) - \hat{\beta}_{i,\mathbf{g}})(\hat{\beta}_{i',\mathbf{g}}(\mathbf{X}_c) - \hat{\beta}_{i',\mathbf{g}}) - \mathbb{E}(\hat{\beta}_{i,\mathbf{g}}(\mathbf{X}_c) - \beta_{i,\mathbf{g}})(\hat{\beta}_{i',\mathbf{g}}(\mathbf{X}_c) - \beta_{i',\mathbf{g}}) &= o(1) \end{aligned}$$

and we have proved the consistency result for $l = 2$:

$$\tilde{V}_\beta(\mathbf{g}) \xrightarrow{P} V_\beta(\mathbf{g})$$

For general l , the proof requires minimal adaptation from the $l = 2$ case for the uniform asymptotic unbiasedness of $\hat{\sigma}_{i,(z,\mathbf{g})}^2(\mathbf{X}_c)$ and $\hat{\beta}_{i,\mathbf{g}}(\mathbf{X}_c)$, and is identical for the consistency of variance components involving $\hat{\sigma}_{i,(z,\mathbf{g})}^2(\mathbf{X}_c)$. The only difference that warrants additional calculation is the bias term resulting from estimation errors of matching estimators:

$$\mathbb{E} \left(\frac{\varepsilon_{i,(1,\mathbf{g})}^{(1)} + \cdots + \varepsilon_{i,(1,\mathbf{g})}^{(l)}}{l} - \frac{\varepsilon_{i,(0,\mathbf{g})}^{(1)} + \cdots + \varepsilon_{i,(0,\mathbf{g})}^{(l)}}{l} \right)^2 = \frac{1}{l} \mathbb{E}(\sigma_{i,(1,\mathbf{g})}^2(\mathbf{X}_c) + \sigma_{i,(0,\mathbf{g})}^2(\mathbf{X}_c))$$

□

D.8 Proof of Theorem 7

Proof of Theorem 7. In this proof, we show the consistency and asymptotic normality of $\hat{\psi}_j^{\text{aipw}}(z, \mathbf{g}) - \hat{\psi}_j^{\text{aipw}}(z', \mathbf{g}')$ for every subset $j \in \{1, \dots, m\}$. Then as special cases of $\hat{\psi}_j^{\text{aipw}}(z, \mathbf{g}) - \hat{\psi}_j^{\text{aipw}}(z', \mathbf{g}')$, the unbiasedness and consistency of $\hat{\beta}_j^{\text{aipw}}(\mathbf{g})$ and $\hat{\tau}_j^{\text{aipw}}(z, \mathbf{g}, \mathbf{g}')$ directly follow.

Note that the plug-in estimator is

$$\hat{\psi}_j^{\text{aipw}}(z, \mathbf{g}) - \hat{\psi}_j^{\text{aipw}}(z', \mathbf{g}') = \frac{1}{\sum_{n' \in \mathcal{S}} \hat{p}_{n'} \mathbf{1}_{\|\mathbf{g}\|_1 \leq n'}} \sum_{n' \in \mathcal{S}} \hat{p}_{n'} \mathbf{1}_{\|\mathbf{g}\|_1 \leq n'} (\hat{\psi}_{n',j}^{\text{aipw}}(z, \mathbf{g}) - \hat{\psi}_{n',j}^{\text{aipw}}(z', \mathbf{g}')),$$

where $\hat{p}_n = M_n/M$ and $\hat{\psi}_{n',j}^{\text{aipw}}(z, \mathbf{g}) - \hat{\psi}_{n',j}^{\text{aipw}}(z', \mathbf{g}')$ is the same estimator as in (7) but only using the samples with cluster size n . Since \hat{p}_n is consistent, p_n is bounded away from 0 for all $n \in \mathcal{S}$, and $|\mathcal{S}| < \infty$, $\frac{\hat{p}_n \mathbf{1}_{\|\mathbf{g}\|_1 \leq n}}{\sum_{n' \in \mathcal{S}} \hat{p}_{n'} \mathbf{1}_{\|\mathbf{g}\|_1 \leq n'}} \xrightarrow{P} \frac{p_n \mathbf{1}_{\|\mathbf{g}\|_1 \leq n}}{\sum_{n' \in \mathcal{S}} p_{n'} \mathbf{1}_{\|\mathbf{g}\|_1 \leq n'}}$ for all n . The consistency of $(\hat{\psi}_{n,j}^{\text{aipw}}(z, \mathbf{g}) - \hat{\psi}_{n,j}^{\text{aipw}}(z', \mathbf{g}'))$ and Slutsky's

Theorem then imply $\hat{\beta}^{\text{aipw}}(g) \xrightarrow{P} \beta(g)$. For normality, scaling up the bias by \sqrt{M} yields

$$\begin{aligned} & \sqrt{M} \left((\hat{\psi}_j^{\text{aipw}}(z, \mathbf{g}) - \hat{\psi}_j^{\text{aipw}}(z', \mathbf{g}')) - (\psi_j(z, \mathbf{g}) - \psi_j(z', \mathbf{g}')) \right) \\ &= \underbrace{\sqrt{M} \sum_{n \in \mathcal{S}} \frac{\hat{p}_n \mathbf{1}_{\|\mathbf{g}\|_1 \leq n}}{\sum_{n' \in \mathcal{S}} \hat{p}_{n'} \mathbf{1}_{\|\mathbf{g}\|_1 \leq n'}} \left((\hat{\psi}_{n,j}^{\text{aipw}}(z, \mathbf{g}) - \hat{\psi}_{n,j}^{\text{aipw}}(z', \mathbf{g}')) - (\psi_{n,j}(z, \mathbf{g}) - \psi_{n,j}(z', \mathbf{g}')) \right)}_{:=D_1} \\ &+ \underbrace{\sqrt{M} \sum_{n \in \mathcal{S}} \left(\frac{\hat{p}_n \mathbf{1}_{\|\mathbf{g}\|_1 \leq n}}{\sum_{n' \in \mathcal{S}} \hat{p}_{n'} \mathbf{1}_{\|\mathbf{g}\|_1 \leq n'}} - \frac{p_n \mathbf{1}_{\|\mathbf{g}\|_1 \leq n}}{\sum_{n' \in \mathcal{S}} p_{n'} \mathbf{1}_{\|\mathbf{g}\|_1 \leq n'}} \right)}_{:=D_2} (\psi_{n,j}(z, \mathbf{g}) - \psi_{n,j}(z', \mathbf{g}')). \end{aligned}$$

From Theorem 2, we have for all $n \in \mathcal{S}$,

$$\sqrt{M_n} \left((\hat{\psi}_{n,j}^{\text{aipw}}(z, \mathbf{g}) - \hat{\psi}_{n,j}^{\text{aipw}}(z', \mathbf{g}')) - (\psi_{n,j}(z, \mathbf{g}) - \psi_{n,j}(z', \mathbf{g}')) \right) \xrightarrow{d} \mathcal{N}(0, V_{n,j,z,z',\mathbf{g},\mathbf{g}'})$$

where $V_{n,j,z,z',\mathbf{g},\mathbf{g}'}$ is the semiparametric bound for estimators of $(\psi_{n,j}(z, \mathbf{g}) - \psi_{n,j}(z', \mathbf{g}'))$, and therefore

$$\sqrt{M} \left((\hat{\psi}_{n,j}^{\text{aipw}}(z, \mathbf{g}) - \hat{\psi}_{n,j}^{\text{aipw}}(z', \mathbf{g}')) - (\psi_{n,j}(z, \mathbf{g}) - \psi_{n,j}(z', \mathbf{g}')) \right) \xrightarrow{d} \mathcal{N}\left(0, \frac{1}{p_n} V_{n,j,z,z',\mathbf{g},\mathbf{g}'}\right).$$

Since clusters are independent, $\hat{\psi}_{n,j}^{\text{aipw}}(z, \mathbf{g}) - \hat{\psi}_{n,j}^{\text{aipw}}(z', \mathbf{g}')$ and $\hat{\psi}_{n',j}^{\text{aipw}}(z, \mathbf{g}) - \hat{\psi}_{n',j}^{\text{aipw}}(z', \mathbf{g}')$ are independent for any $n \neq n'$, and $(\hat{\psi}_{s_1,j}^{\text{aipw}}(z, \mathbf{g}) - \hat{\psi}_{s_1,j}^{\text{aipw}}(z', \mathbf{g}'), \hat{\psi}_{s_2,j}^{\text{aipw}}(z, \mathbf{g}) - \hat{\psi}_{s_2,j}^{\text{aipw}}(z', \mathbf{g}'), \dots, \hat{\psi}_{s_{\bar{n}},j}^{\text{aipw}}(z, \mathbf{g}) - \hat{\psi}_{s_{\bar{n}},j}^{\text{aipw}}(z', \mathbf{g}'))$ are jointly asymptotically normal, where $s_1, \dots, s_{\bar{n}}$ is an ordering of all the possible values in \mathcal{S} with $\bar{n} = |\mathcal{S}|$. Therefore,

$$D_1 \xrightarrow{d} \mathcal{N}\left(0, \underbrace{\sum_{n \in \mathcal{S}} \left(\frac{p_n \mathbf{1}_{\|\mathbf{g}\|_1 \leq n}}{\sum_{n' \in \mathcal{S}} p_{n'} \mathbf{1}_{\|\mathbf{g}\|_1 \leq n'}} \right)^2 \frac{1}{p_n} V_{n,j,z,z',\mathbf{g},\mathbf{g}'}}_{:=V_{n,j,z,z',\mathbf{g},\mathbf{g}'}}^{(1)}\right).$$

For D_2 , note that $\hat{p}_n = \sum_{c=1}^M \mathbf{1}\{n_c = n\}/M$, and more generally

$$\begin{bmatrix} \hat{p}_{s_1} \\ \hat{p}_{s_2} \\ \vdots \\ \hat{p}_{s_{\bar{n}}} \end{bmatrix} = \frac{1}{M} \sum_c \mathbf{I}_c = \frac{1}{M} \sum_c \begin{bmatrix} \mathbf{1}\{n_c = s_1\} \\ \mathbf{1}\{n_c = s_2\} \\ \vdots \\ \mathbf{1}\{n_c = s_{\bar{n}}\} \end{bmatrix},$$

with $\mathbb{E}[(\mathbf{1}\{n_c = n\} - p_n)^2] = (1 - p_n)p_n$ and $\mathbb{E}[(\mathbf{1}\{n_c = n\} - p_n)(\mathbf{1}\{n_c = n'\} - p_{n'})] = -p_n p_{n'}$ for any $n \neq n'$. Since \mathbf{I}_c are i.i.d. random vectors with finite covariance matrix, the standard multivariate CLT then implies

$$\sqrt{M} \left(\begin{bmatrix} \hat{p}_{s_1} \\ \hat{p}_{s_2} \\ \vdots \\ \hat{p}_{s_{\bar{n}}} \end{bmatrix} - \begin{bmatrix} p_{s_1} \\ p_{s_2} \\ \vdots \\ p_{s_{\bar{n}}} \end{bmatrix} \right) \xrightarrow{P} \mathcal{N}\left(0, \begin{bmatrix} p_{s_1}(1 - p_{s_1}) & -p_{s_1}p_{s_2} & \cdots & -p_{s_1}p_{s_{\bar{n}}} \\ -p_{s_2}p_{s_1} & p_{s_2}(1 - p_{s_2}) & \cdots & -p_{s_2}p_{s_{\bar{n}}} \\ \vdots & \vdots & \ddots & \vdots \\ -p_{s_{\bar{n}}}p_{s_1} & -p_{s_{\bar{n}}}p_{s_2} & \cdots & p_{s_{\bar{n}}}(1 - p_{s_{\bar{n}}}) \end{bmatrix}\right).$$

We can use the standard trick to add and subtract a term to further decompose D_2 :

$$\begin{aligned}
D_2 &= \frac{\sqrt{M}}{\left(\sum_{n' \in \mathcal{S}} \hat{p}_{n'} \mathbf{1}_{\|\mathbf{g}\|_1 \leq n'}\right) \left(\sum_{n' \in \mathcal{S}} p_{n'} \mathbf{1}_{\|\mathbf{g}\|_1 \leq n'}\right)} \left[\left(\sum_{n' \in \mathcal{S}} p_{n'} \mathbf{1}_{\|\mathbf{g}\|_1 \leq n'} \right) \left(\sum_{n \in \mathcal{S}} (\hat{p}_n - p_n) \mathbf{1}_{\|\mathbf{g}\|_1 \leq n} (\psi_{n,j}(z, \mathbf{g}) - \psi_{n,j}(z', \mathbf{g}')) \right) \right. \\
&\quad \left. + \left(\sum_{n \in \mathcal{S}} (p_n - \hat{p}_n) \mathbf{1}_{\|\mathbf{g}\|_1 \leq n} \right) \left(\sum_{n' \in \mathcal{S}} p_{n'} \mathbf{1}_{\|\mathbf{g}\|_1 \leq n'} (\psi_{n',j}(z, \mathbf{g}) - \psi_{n',j}(z', \mathbf{g}')) \right) \right] \\
&= \frac{\sqrt{M}}{\left(\sum_{n' \in \mathcal{S}} \hat{p}_{n'} \mathbf{1}_{\|\mathbf{g}\|_1 \leq n'}\right) \left(\sum_{n' \in \mathcal{S}} p_{n'} \mathbf{1}_{\|\mathbf{g}\|_1 \leq n'}\right)} \left[\sum_{n \in \mathcal{S}} (\hat{p}_n - p_n) \right. \\
&\quad \left. \times \mathbf{1}_{\|\mathbf{g}\|_1 \leq n} \underbrace{\left[(\psi_{n,j}(z, \mathbf{g}) - \psi_{n,j}(z', \mathbf{g}')) \left(\sum_{n' \in \mathcal{S}} p_{n'} \mathbf{1}_{\|\mathbf{g}\|_1 \leq n'} \right) - \left(\sum_{n' \in \mathcal{S}} p_{n'} \mathbf{1}_{\|\mathbf{g}\|_1 \leq n'} (\psi_{n',j}(z, \mathbf{g}) - \psi_{n',j}(z', \mathbf{g}')) \right) \right]}_{:= c_{n,j,z,z',\mathbf{g},\mathbf{g}'}} \right] \\
&\xrightarrow{d} \mathcal{N} \left(0, \underbrace{\frac{\sum_{n \in \mathcal{S}} c_{n,j,z,z',\mathbf{g},\mathbf{g}'}^2 (1 - p_n) p_n - \sum_{n \neq n'} c_{n,j,z,z',\mathbf{g},\mathbf{g}'} c_{n',j,z,z',\mathbf{g},\mathbf{g}'} p_n p_{n'}}{\left(\sum_{n' \in \mathcal{S}} p_{n'} \mathbf{1}_{\|\mathbf{g}\|_1 \leq n'}\right)^4}}_{:= V_{n,j,z,z',\mathbf{g},\mathbf{g}'}^{(2)}} \right).
\end{aligned}$$

Since the asymptotic distribution of D_1 depends on that of $(\mathbf{X}_c, \mathbf{Z}_c, \mathbf{Y}_c)$, while the asymptotic distribution of D_2 depends only on that of n_c , which is assumed to be independent of the data generating process $(\mathbf{X}_c, \mathbf{Z}_c, \mathbf{Y}_c)$, D_1 and D_2 are thus asymptotically independent. Hence, for all $j \in \{1, \dots, m\}$,

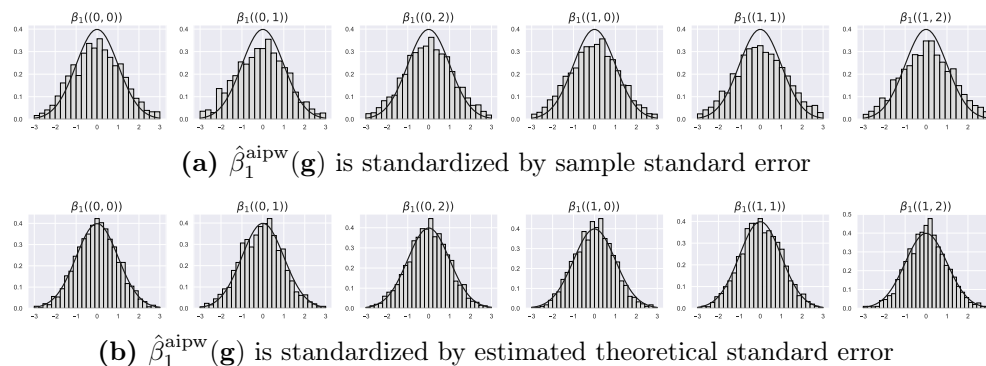
$$\sqrt{M} \left((\hat{\psi}_j^{\text{aipw}}(z, \mathbf{g}) - \hat{\psi}_j^{\text{aipw}}(z', \mathbf{g}')) - (\psi_j(z, \mathbf{g}) - \psi_j(z', \mathbf{g}')) \right) \xrightarrow{d} \mathcal{N} \left(0, V_{n,j,z,z',\mathbf{g},\mathbf{g}'}^{(1)} + V_{n,j,z,z',\mathbf{g},\mathbf{g}'}^{(2)} \right)$$

□

Appendix E Additional Simulation Results

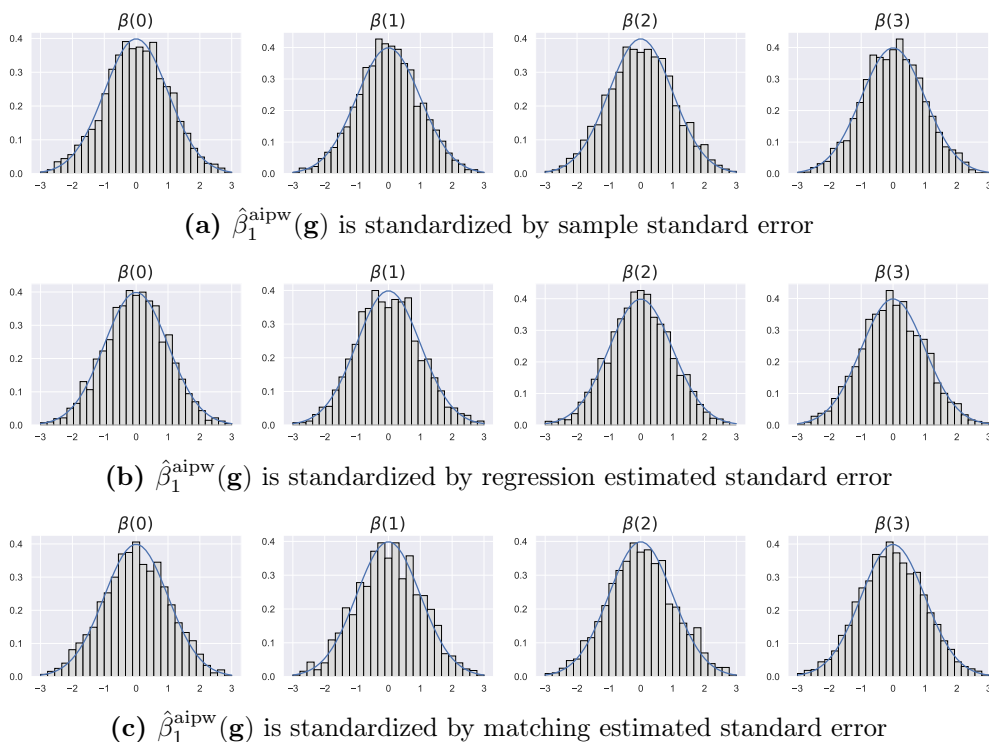
E.1 Additional Results for AIPW

Figure 3: Histograms of standardized direct treatment effect $\hat{\beta}_1^{\text{aipw}}(\mathbf{g})$ with Partial Interference



These figures show histograms of standardized estimated direct treatment effects $\hat{\beta}_1^{\text{aipw}}(\mathbf{g})$ for the first subset under conditional exchangeability with $m = 2$ for $\mathbf{g} = (0, 0), (0, 1), (0, 2), (1, 0), (1, 1), (1, 2)$.

Figure 4: Histograms of standardized direct treatment effect $\hat{\beta}_1^{\text{aipw}}(\mathbf{g})$ with Homogeneous Interference

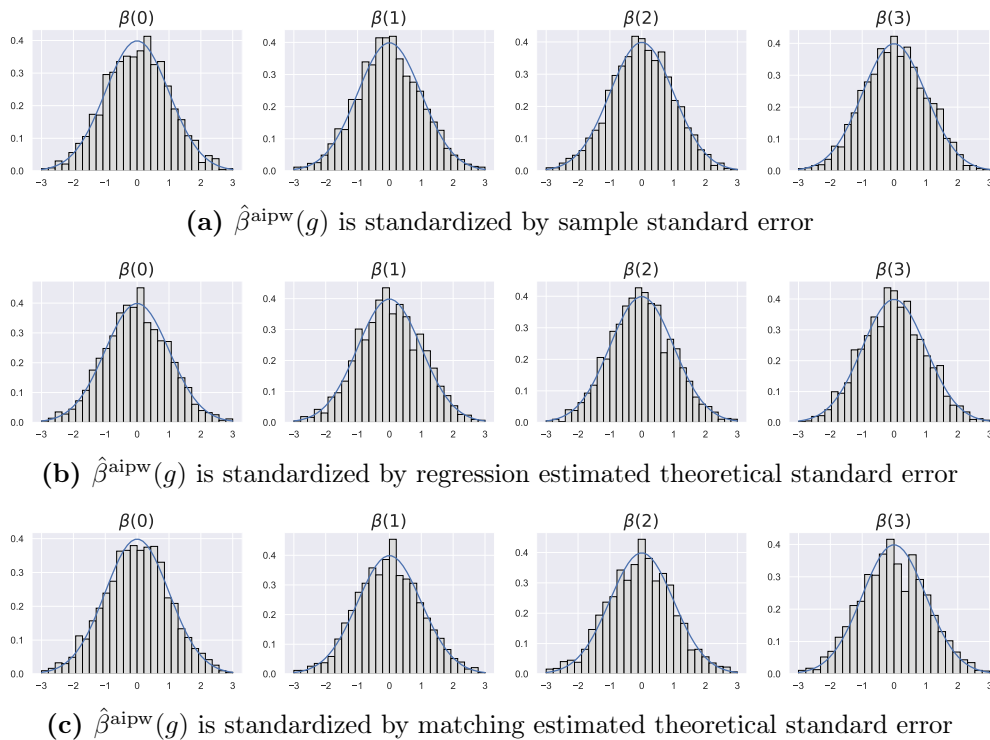


These figures show histograms of standardized estimated direct treatment effects $\hat{\beta}_1^{\text{aipw}}(g)$ for clusters of size four under full exchangeability. We run 2,000 Monte Carlo simulations.

E.2 Varying Cluster Size

We study the finite sample properties of Theorem 5, where we allow for varying cluster sizes (see Section 7.1). For each Monte Carlo replication, we generate 5,000 clusters of size 2 and 3 and 2,000 clusters of size 5. Treatment assignments and outcomes are generated using the same models as the base case. Figure 5 shows the histogram of the standardized $\hat{\beta}^{\text{aipw}}(g)$ using the feasible variance estimator and MLR for neighborhood propensities. It similarly demonstrates the good finite sample properties of Theorem 5 and the validity of our variance estimators.

Figure 5: Histograms of standardized direct treatment effect $\hat{\beta}^{\text{aipw}}(g)$ with Varying Cluster Size



These figures show histograms of standardized estimated direct treatment effects $\hat{\beta}^{\text{aipw}}(g)$ for $g = 0, \dots, 4$ with varying cluster size. $\hat{\beta}^{\text{aipw}}(g)$ is standardized by the feasible standard error estimator based on Theorems 4 and 5. The propensity model is the same across all units with the same cluster size. Neighborhood propensities are estimated with multinomial logistic regression. We run 2,000 Monte Carlo simulations.