

---

# QANAAT: A SCALABLE MULTI-ENTERPRISE PERMISSIONED BLOCKCHAIN SYSTEM WITH CONFIDENTIALITY GUARANTEES

---

Mohammad Javad Amiri<sup>1</sup> Boon Thau Loo<sup>1</sup> Divyakant Agrawal<sup>2</sup> Amr El Abbadi<sup>2</sup>

<sup>1</sup>University of Pennsylvania, <sup>2</sup>University of California Santa Barbara

<sup>1</sup>{mjamiri, boonloo}@seas.upenn.edu <sup>2</sup>{agrawal, amr}@cs.ucsb.edu

## Abstract

Today’s large-scale data management systems need to address distributed applications’ *confidentiality* and *scalability* requirements among a set of collaborative enterprises. This paper presents *Qanaat*, a scalable multi-enterprise permissioned blockchain system that guarantees the confidentiality of enterprises in collaboration workflows. *Qanaat* presents *data collections* that enable any subset of enterprises involved in a collaboration workflow to keep their collaboration private from other enterprises. A transaction ordering scheme is also presented to enforce only the necessary and sufficient constraints on transaction order to guarantee data consistency. Furthermore, *Qanaat* supports data consistency across collaboration workflows where an enterprise can participate in different collaboration workflows with different sets of enterprises. Finally, *Qanaat* presents a suite of consensus protocols to support intra-shard and cross-shard transactions within or across enterprises.

## 1 Introduction

Emerging multi-enterprise applications, e.g., supply chain management [61], multi-platform crowdworking [10], and healthcare [15], require extensive use of *collaboration workflows* where multiple mutually distrustful distributed enterprises collaboratively process a mix of public and private transactions. Despite years of research in distributed transaction processing, data management systems today have not yet achieved a good balance among the *confidentiality* and *scalability* requirements of these applications.

One of the main requirements of multi-enterprise applications is confidentiality with respect to *data sharing* and *data leakage*. First, while public collaboration among all enterprises is visible to everyone, specific subsets of the data may need to be shared only with specific subsets of involved enterprises. For example, in a product trading, the **distributor** may want to keep collaboration with a **farmer** and a **shipper** involving terms of the trades *confidential* from the **wholesaler** and the **retailer**, so as not to expose the premium they are charging [54]. Second, the enterprises must prevent malicious nodes from leaking confidential data, e.g., requests, replies, and stored data.

Multi-enterprise applications also need to scalably process a large number of transactions within or across enterprises. Although sharding has been used in single-enterprise applications to address scalability, it is challenging to use sharding in multi-enterprise applications where confidentiality of data is paramount.

In multi-enterprise applications, furthermore, data *provenance* is needed to provide a detailed picture of how the data was collected, where it was stored, and how it was used. The information should be stored in a *transparent* and *immutable* manner which is *verifiable* by all participants, e.g., transparent end-to-end tracking of goods to detect possible fraud in a supply chain collaboration workflow.

The decentralized nature of blockchain and its unique features such as provenance, immutability, and tamper-resistant, make it appealing to a wide range of applications, e.g., supply chain management [32, 97], crowd-sourcing [51, 10], contact tracing [81] and federated learning [82].

In recent years, various permissioned blockchain systems have been proposed to address the confidentiality and/or scalability of multi-enterprise applications. Hyperledger Fabric [12] and its variants [47, 46, 91, 87] supports multi-enterprise applications and provides scalability using channels [13] managed by subsets of enterprises. However, all transactions of a channel are sequentially ordered, resulting in reduced performance. Fabric also uses private data collections [54] to manage confidential collaboration among a subset of enterprises. However, appending a hash of all private transactions to a global ledger replicated on every enterprise increases computational overhead and hence reduces throughput. Furthermore, Fabric does not address confidential data leakage by malicious nodes.

Caper [6] supports collaborative enterprises and provides confidentiality by maintaining a partial view of the global ledger on each enterprise. Caper, however, does not support: (1) confidential collaboration among subsets of enterprises (i.e., it supports internal or public transactions), (2) data consistency across collaboration workflows that an enterprise is involved in, (3) data confidentiality in the presence of malicious nodes, and (4) multi-shard enterprises.

Scalability has also been studied in the context of applications that are used within a single enterprise, e.g., AHL [36], SharPer [9] and ResilientDB [49]. However, since these systems are restricted to single-enterprise applications, they do not address the confidentiality requirement of multi-enterprise applications.

To address the above scalability and confidentiality challenges of multi-enterprise applications, we present *Qanaat*<sup>1</sup>, a permissioned blockchain system that supports collaboration workflows across enterprises. In Qanaat, each enterprise partitions its data into multiple *shards* to improve scalability. Each shard’s transactions are then processed by a disjoint *cluster* of nodes.

To support confidential collaboration (i.e., data sharing), in addition to public transactions among all enterprises and internal transactions within each enterprise, any subset of enterprises might process transactions *confidentially* from other enterprises. As a result, Qanaat uses a novel hierarchical data model consisting of a set of *data collections* where each transaction is executed on a data collection. The root data collection consists of the public records from executing public transactions replicated on all enterprises. Each local data collection includes the private records of a single enterprise. Intermediate data collections, which are optional and are needed in case of *confidential* collaborations among subsets of enterprises, maintain private records shared among subsets of collaborating enterprises. Qanaat replicates such shared data collections on the involved enterprises to facilitate the use of shared data by enterprises in their internal transactions. For example, a *supplier* in a supply chain collaboration workflow requires the order data stored in the shared data collection with a *consumer* to perform its internal transactions that produce the products.

To support this collaborative yet confidential data model, Qanaat proposes a transaction ordering scheme to preserve the data consistency of transactions. In Qanaat, an enterprise might be involved in multiple data collections. Hence, the traditional transaction ordering schemes used in fault-tolerant protocols where each cluster orders transactions on a single data store do not work. In fact, while ordering transactions, Qanaat needs to capture the state of all data collections that might affect the execution of a transaction.

Finally, to prevent confidential data leakage despite the Byzantine failure of nodes, Qanaat utilizes the privacy firewall technique [103, 40] and (1) separates ordering nodes that agree on the order of transactions from execution nodes that execute transactions and maintain the ledger, and (2) uses a *privacy firewall* between execution nodes and ordering nodes. The privacy firewall restricts communication from execution nodes in order to filter out incorrect messages, possibly including confidential data.

The main contributions of this paper are:

- An infrastructure consisting of ordering nodes, execution nodes, and a privacy firewall and a data model consisting of data collections to preserve confidentiality, followed by a transaction ordering scheme that enforces only the *necessary* and *sufficient* constraints to guarantee data consistency,
- A suite of consensus protocols to process transactions that accesses single or multiple data shards within or across enterprises in a *scalable* manner, and
- Qanaat, a scalable multi-enterprise permissioned blockchain system that guarantees confidentiality.

The rest of this paper is organized as follows. Section 2 motivates Qanaat by discussing the vaccine supply chain. The Qanaat model is introduced in Section 3. Section 4 presents transaction processing in Qanaat. Section 5 evaluates the performance of Qanaat. Section 6 discusses related work, and Section 7 concludes the paper.

---

<sup>1</sup>Qanaat is a scalable underground network consisting of private channels to transport water from an aquifer to the surface (i.e., an underground aqueduct).

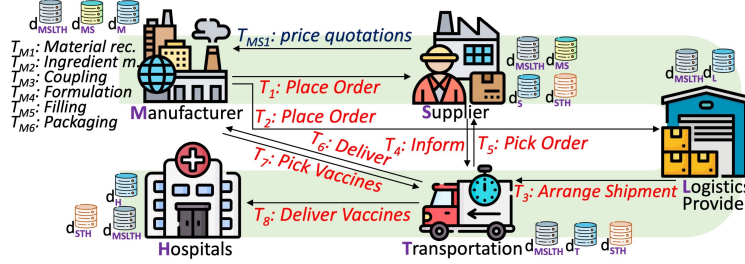


Figure 1: A vaccine supply chain collaboration workflow

## 2 Motivation

Qanaat is designed to support multi-enterprise applications such as supply chain management [61], multi-platform crowdworking [10], and healthcare [15] in a scalable and confidentiality-preserving manner. To motivate Qanaat, we consider an example application based on the COVID-19 vaccine supply chain, given that it is a demanding application. The COVID-19 outbreak has demonstrated diverse challenges that supply chains face [4]. While the vaccine supply chain seems to work fine on the surface, it suffers from several crucial challenges. First, current vaccine supply chains are subjected to different types of vulnerabilities, e.g., attacks on 44 companies involved in the COVID-19 vaccine distribution in 14 countries [79], rapidly growth of the black market for COVID-19 vaccines [94], issuing fake vaccine cards [84], and loss of 400 millions of vaccine doses [25]. Moreover, while vaccines are well distributed in most developed countries, getting them to developing countries and accounting for them remains a challenge, e.g., fake vaccines [1, 34] and falsified CoviShield vaccines [75]. Currently, the COVID-19 vaccine supply chains have been over-stretched given the global supply chain challenges and the possibility of abuse and fraud stated above. At the same time, other supply chains are now under unprecedented pressure [89, 19]. Even in a developed country, supply chains can be subjected to attacks that can potentially disrupt the distribution [79]. Vaccines are vulnerable to counterfeiting [17, 5], tampering and theft [77] especially since products and components often pass through multiple locations and even countries and it has become difficult to trace the source of vaccines, creating space for substandard and falsified vaccines [76].

Multiple enterprises collaborate in a vaccine supply chain to get vaccines from manufacturers to citizens. Enterprises involved in the vaccine ecosystem need to collaborate and share data based on agreed-upon service level agreements. Vaccines, on one hand, need to be tracked and monitored throughout the process to ensure that they are stable and not tampered with, and on the other hand, this data should be accessible to the public to increase their trust in the vaccines. While distributed databases can be used to address these challenges, they lack mechanisms to first prevent any malicious entity from altering data and second enable enterprises to verify the data and the state of collaboration. Qanaat uses blockchains to provide verifiability, provenance, transparency, and assurances to end-users of the vaccines’ safety and efficacy. In particular, blockchains enable pharmaceutical manufacturers to easily track on-time shipment and delivery of vaccines, provide efficient delivery tracking for transportation companies, and help hospitals manage their stocks and mitigate supply and demand constraints.

Figure 1 shows a simplified vaccine supply chain collaboration workflow consisting of the pharmaceutical manufacturer (M), a supplier (S), a logistics provider (L), a transportation company (T), and hospitals (H). Using Qanaat, the public transactions of the collaboration workflow ( $T_1$  to  $T_8$ ) are executed on *data collection*  $d_{MSLTH}$  maintained by all enterprises. In particular, the pharmaceutical manufacturer places orders ( $T_1$  and  $T_2$ ) of materials via the supplier and logistics provider. The logistics provider arranges shipment ( $T_3$ ) by the transportation company, Once the materials are ready, the supplier informs ( $T_4$ ) the transportation company to pick order ( $T_5$ ) and deliver order ( $T_6$ ) to the manufacturer. Once the vaccines become available, the transportation company pick vaccines ( $T_7$ ) and deliver ( $T_8$ ) them to hospitals. These transactions are public and executed on data collection  $d_{MSLTH}$ .

In addition, the collaboration workflow includes the internal transactions of each enterprise. Internal transactions are executed on the enterprise’s *private* data collection and might reflect patented and copyrighted formulas and information. For example, producing vaccines in a pharmaceutical manufacturer consists of material reception ( $T_{M1}$ ) (some vaccines requiring  $\sim 160$  consumables), ingredient manufacturing ( $T_{M2}$ ), coupling ( $T_{M3}$ ), formulation ( $T_{M4}$ ), filling ( $T_{M5}$ ), and packaging ( $T_{M6}$ ) [88, 99]. The pharmaceutical manufacturer executes these transactions on its private data collection  $d_M$ . The supplier, logistics provider,

transportation company, and hospitals also execute their internal transactions on private data collections  $d_S$ ,  $d_L$ ,  $d_T$ , and  $d_H$  respectively.

A blockchain-enabled multi-enterprise application, e.g., vaccine supply chain, needs to support the following requirements:

**R1. Confidential collaborations across enterprises.** Any subset of enterprises involved in a collaboration workflow might want to keep their collaboration private from other enterprises. For example, the supplier might want to make private transactions with the pharmaceutical manufacturer to keep some terms of trade confidential from other enterprises, e.g., price quotation ( $T_{MS1}$ ) transaction. Such private transactions need to be executed on a data collection shared between *only* the involved enterprises, e.g.,  $d_{MS}$  between the pharmaceutical manufacturer and the supplier.

**R2. Consistency across collaboration workflows.** An enterprise might be involved in multiple collaboration workflows with different sets of enterprises. For example, a transportation company that distributes both Pfizer and Moderna vaccines needs to assign trucks based on the total number of vaccine packages and deal with interleaving transactions. In case of data dependency among transactions that span collaboration workflows, data integrity and consistency must be maintained.

**R3. Confidential data leakage prevention.** An enterprise needs to ensure that even if its infrastructure includes malicious nodes (i.e., an attacker manages to compromise some nodes), the malicious nodes cannot leak any confidential data, e.g., requests, replies, processed data and stored data.

**R4. Scaling multi-shard enterprises.** Every day, millions of people get vaccinated, thousands of shipments take place and many other transactions are executed. All these activities need to be immediately processed by the system and specifically by all involved enterprises. A transportation company that distributes vaccines across the world might maintain its data in multiple data shards. This highlights the need for a system that can scale as demand increases and efficiently process distributed transactions that access multiple data shards across multiple enterprises.

Existing blockchain solutions, however, are not able to meet all requirements of multi-enterprise collaboration workflows. While Caper [6] enables enterprises to keep their local data confidential, it does not address any of the **R1** to **R4** requirements. Fabric [12] addresses confidential collaboration using private data collection (although with a high overhead) and scalability using channels. However, Fabric does not support requirements **R2** and **R3**. Several variants of Fabric, such as Fast Fabric [47], Fabric++ [91], FabricSharp [87], and XOX Fabric [46], try to address the performance shortcomings of Fabric, especially when dealing with contentious workloads. However, these permissioned blockchain systems, similar to Fabric, suffer from the overhead of confidential collaboration and also do not support requirements **R2** and **R3**.

### 3 Qanaat Model

Qanaat is a permissioned blockchain system designed to support multi-enterprise applications. This section introduces Qanaat model and demonstrates how it supports different requirements of multi-enterprise applications.

#### 3.1 The Model Assumptions

Qanaat consists of a set of collaborative *enterprises*. Each enterprise owns a set of *nodes* (i.e., servers) that are grouped into different *clusters*. Each enterprise further partitions its data into multiple *data shards*. Each cluster of nodes maintains a *shard* of the enterprise data and processes transactions on that data shard.

Qanaat assumes the partially synchronous communication model. In the partially synchrony model, there exists an unknown global stabilization time (GST), after which all messages between correct nodes are received within some bound  $\Delta$ . Qanaat inherits the standard assumptions of previous permissioned blockchain systems, including a strong computationally-bounded adversary that can coordinate malicious nodes and delay communication to compromise service an unreliable network that connects nodes and might drop, corrupt, or delay messages, and the existence of pairwise authenticated communication channels, standard digital signatures and public-key infrastructure (PKI). A message  $m$  signed by node  $i$  is denoted as  $\langle m \rangle_{\sigma_i}$ . Qanaat further uses threshold signatures where each node  $i$  holds a distinct private key that is used to create a signature share  $\sigma \langle m \rangle_i$  for message  $m$ . A node can generate a valid threshold signature  $\sigma \langle m \rangle$  for  $m$  given  $n - f$  signature shares from distinct nodes. A collision-resistant hash function  $D(\cdot)$  is also used to map a message  $m$  to a constant-sized digest  $D(m)$ .

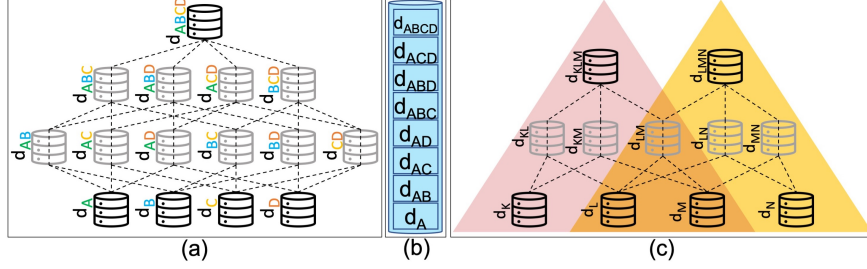


Figure 2: (a) A data model for a 4-enterprise collaboration workflow. Intermediate data collections are optional and needed only if there is a collaboration among a specific subset of enterprises, (b) data maintained by enterprise A, (c) data models for 3-enterprise workflows.

We next present the data model (Section 3.2) and the blockchain ledger (Section 3.3) of Qanaat, which together address collaboration confidentiality (**R1**) and data consistency (**R2**) requirements and then demonstrate the Qanaat infrastructure (Section 3.4) that addresses the confidential data leakage prevention requirement (**R3**). For simplicity of presentation, we first consider single-shard enterprises and then show how the model and the ledger are extended to support multi-shard enterprises (Section 3.6), which addresses the scalability requirement (**R4**).

### 3.2 Data Model

Qanaat constructs a hierarchical data model consisting of a set of *data collections* for each collaboration workflow. Each data collection can be seen as a separate datastore where the execution of transactions updates its data. Each data collection further has its own (business) logic to execute transactions. *Public* transactions of a collaboration workflow, e.g., **place order** or **arrange shipment** in the vaccine supply chain, are executed on the *root* data collection. All enterprises maintain the root data collection. This is needed because enterprises use the data maintained in the root data collection in other transactions. For example, the **order** data stored in the root data collection is used by the **supplier** in its private transactions to provide raw materials.

*Internal private* transactions of each enterprise, on the other hand, are executed on its local data collection. Internal transactions are performed within an enterprise following the logic of the enterprise, e.g., **develop formulation**, and **package vaccines** take place within the **pharmaceutical manufacturer**.

Any subset of enterprises might also execute private transactions among themselves and confidentially from other enterprises. Such transactions are executed on a data collection shared among and maintained by *only* the involved enterprises. For example, the **supplier** executes private transactions with the **pharmaceutical company** on the material demand on a data collection that is maintained only by the **supplier** and **pharmaceutical company**.

It should be noted that a data collection is not a physically separated datastore, rather a logical partition of the data records of an enterprise that might be shared with a set of enterprises. Hence, creating a data collection causes no overhead, e.g., configuration cost.

Figure 2(a) presents a data model for a collaboration workflow with enterprises *A*, *B*, *C*, and *D*. At the top level, a public data collection  $d_{ABCD}$  is stored on all four enterprises. At the bottom level, there are four private data collections  $d_A$ ,  $d_B$ ,  $d_C$ , and  $d_D$  stored on the corresponding enterprises. The figure also includes all possible private data collections with different subsets of enterprises at the intermediate levels, e.g.,  $d_{AB}$  or  $d_{ACD}$ . When a subset of enterprises, e.g., *A* and *B*, creates a data collection, e.g.,  $d_{AB}$ , to execute private transactions, the shared data collection maintains the execution results of transactions that are executed on the data collection. Such data records are different from the records maintained in the data collection of each individual enterprise, e.g.,  $d_A$  and  $d_B$ . In contrast to the root and the local data collections that are needed in every collaboration workflow, intermediate data collections are *optional* and needed only if there is a collaboration among a specific subset of enterprises.

Qanaat defines operational primitives necessarily to capture data consistency and data dependency across data collections.

**Write.** The execution results of transactions executed on a data collection are written on the records of the same data collection. This is needed to guarantee collaboration confidentiality as (intermediate) data collections are created for private collaboration, e.g., private lobbying, among a subset of enterprises while preventing other enterprises from accessing the data. In particular, if enterprises  $A$  and  $B$  make a confidential collaboration, the resulting data should not be written on a data collection that is either shared with some other enterprise  $C$  or not shared with one of the involved enterprises, e.g.,  $d_A$ . Note that  $d_{AB}$  is maintained by both enterprises  $A$  and  $B$  and they have access to its record. This captures the confidential collaborations in real-world cross-enterprise applications.

**Read.** When a transaction is being executed on a data collection  $d_X$ , it might read records of a data collection  $d_Y$  if enterprises sharing  $d_X$  are a subset of the enterprises sharing  $d_Y$ . For example, the internal transactions of the **supplier** can read the records of all data collections that the **supplier** is involved in with other enterprises. This is needed because those records might affect the internal transactions of the **supplier**, e.g., the number of vaccines that the **supplier** supplies depends on the orders it receives from other enterprises.

More formally, given a data collection  $d_X$  where  $X$  is the set of enterprises sharing  $d_X$ . For each data collection  $d_Y$  where  $X \subseteq Y$ , we define  $d_X$  as *order-dependent* of  $d_Y$ . We say transactions executed on  $d_X$  can read the records of  $d_Y$  if data collection  $d_X$  is order-dependent on  $d_Y$ . The dashed lines between data collections in Figure 2(a) present order-dependency among data collections; the transactions executed on the lower-level data collections can read the records of the higher-level data collections, e.g.,  $d_{AB}$  can read  $d_{ABC}$ ,  $d_{ABD}$  and  $d_{ABCD}$ .

In some applications, transactions that are executed on data collection  $d_X$  might also need to verify the records of another data collection  $d_Y$  in a *privacy-preserving* manner (i.e., without reading the exact records) revealing any information about the content of the records if enterprises sharing  $d_X$  are a *superset* of the enterprises sharing  $d_Y$ , i.e.,  $Y \subset X$ .

In particular, for intangible assets, e.g., cryptocurrencies, if enterprise  $A$  initiates a transaction in data collection  $d_{AB}$  that consumes some coins, enterprise  $B$  needs to verify the existence of the coins in data collection  $d_A$ . In supply chain workflows, however, since transactions are usually placed as a result of physical actions, verifying the records of order-dependent data collections is unnecessary. Qanaat can be extended to support privacy-preserving verifiability using advanced cryptographic primitives like secure multiparty computation [42, 14] and zero-knowledge proofs [63, 69, 44].

Every enterprise maintains all data collections that the enterprise is involved in, i.e., the root, a local, and perhaps several intermediate data collections. Qanaat replicates shared data collections on all involved enterprises to facilitate the use of shared data by the transactions on order-dependent data collections. Note that such shared data collections can be maintained by a third party, e.g., a cloud provider, trusted by all enterprises. However, this is a centralized solution that contradicts the decentralized nature of blockchains. Moreover, the data maintained in a shared data collection might be used (i.e., read) in transactions on all order-dependent data collections. Hence, enterprises need to query the cloud for every simple read operation to access the data.

As shown in Figure 2(b), enterprise  $A$  maintains local data collection  $d_A$ , root data collection  $d_{ABCD}$ , and all intermediate data collections (if exist), e.g.,  $d_{AB}$  and  $d_{ACD}$ .

A data model represents data processed by each collaboration workflow among a set of enterprises. However, an enterprise (or a group of enterprises) might be involved in multiple collaboration workflows (instances of Qanaat) with different sets of enterprises. The transactions of the same enterprise in different collaboration workflows might be data-dependent. Creating an independent data collection for each enterprise in each collaboration workflow might result in *data consistency* issues. For example, a **supplier** that provides raw materials for both Pfizer and Moderna vaccines in two different supply chain collaboration workflows needs to know the total number of the requested materials in order to provision for them correctly. As a result, Qanaat creates a single data collection for each enterprise and if an enterprise is involved in multiple possibly data-dependent collaboration workflows, the transactions of the enterprise in different collaboration workflows are executed on the same data collection. An enterprise might also collaborate with enterprises outside Qanaat and require to access its data. Such data operations can be performed on the enterprise's local data collection without violating data consistency enabling the enterprise to use such data in its collaboration workflows within Qanaat.

Figure 2(c) presents two data models for two collaboration workflows where enterprises  $K$ ,  $L$ , and  $M$  are involved in the first and enterprises  $L$ ,  $M$ , and  $N$  are involved in the second collaboration workflow. Since

$L$  and  $M$  are involved in both workflows, the local data collections  $d_L$  and  $d_M$  and the intermediate data collection  $d_{LM}$  are shared in both collaboration workflows.

### 3.3 Blockchain Ledger

The blockchain ledger is an append-only data structure to maintain transaction records. The blockchain ledger provides immutability and verifiability that prevents any malicious enterprise from altering data and enables enterprises to verify the state of the data. When several enterprises execute transactions across different data collections, maintaining consistency and preserving confidentiality in a scalable manner is challenging. Before describing the Qanaat ledger, we discuss three possible solutions for ordering transactions in cross-enterprise collaborations.

**1. A single, global ledger.** One possibility is to construct a linear blockchain ledger for each collaboration workflow where all transactions on all data collections are totally ordered and appended to a single global ledger. To preserve the confidentiality of private transactions, the cryptographic hash of such transactions (instead of the actual transaction) can be maintained in the blockchain ledger. This technique, which has been used in Hyperledger Fabric [12], suffers from two main shortcomings. First, forcing *all* transactions into a single, sequential order unnecessarily degrades performance, especially in the large-scale collaborations targeted by Qanaat. To see this, note that while total ordering is needed for data-dependent transactions, e.g., transactions executed on the same data collection, to preserve data consistency, total ordering among transactions of independent data collections, e.g.,  $d_A$  and  $d_B$ , is clearly not needed. Second, since this solution requires a single, global blockchain ledger to be maintained by every enterprise, each enterprise needs to maintain (the hash of) transactions that the enterprise was not involved in, e.g., internal transactions of other enterprises, which increases bandwidth and storage costs.

**2. One ledger for each data collection.** A second possibility is to maintain a separate transaction ordering (i.e., linear blockchain ledger) for each data collection. The blockchain ledger of each enterprise then consists of multiple parallel linear ledgers (one per each data collection that the enterprise is involved in). This solution, however, does not consider dependencies across order-dependent data collections where the execution of a transaction might require reading records from other data collections. Such dependencies need to be captured during the *ordering phase* to ensure that all replicas read the same state in the execution phase. Note that the read-set and write-set of transactions might not be known before execution. As a result, writing the read values into the block is not possible in the ordering phase.

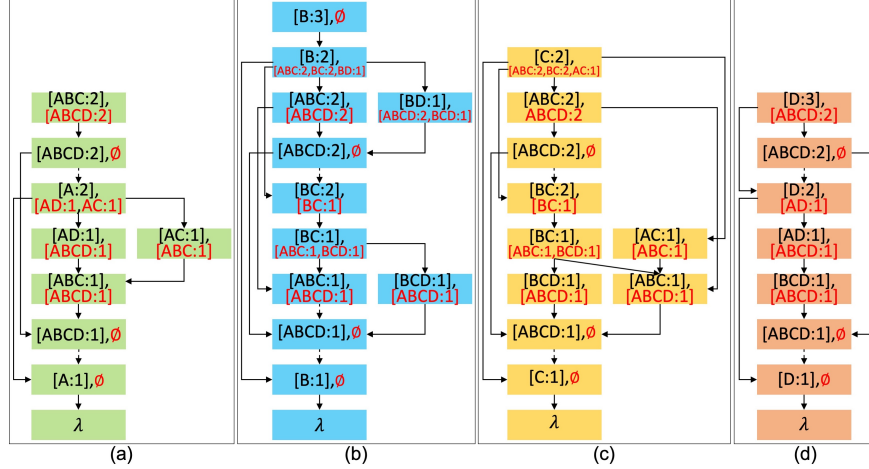
For example, consider an internal transaction of the **supplier** that reads the **order** record of the root data collection and based on that, computes and stores the results. In the meantime (during the period from the initiation to the execution of the transaction), the value of the **order** record might change. As a result, if the state of the root data collection has not been captured, different nodes (i.e., replicas) of the **supplier**, might read different values (old or new) of the **order** in the execution phase resulting in inconsistency.

**3. One ledger for each enterprise.** A third solution is to maintain a total order among all transactions in which an enterprise is involved. This solution, in contrast to the second solution, guarantees data consistency. However, similar to the first solution, this solution prevents order-independent transactions from being appended to the ledger in parallel. For example, transactions on data collections  $d_{AB}$  have no data dependency with transactions on  $d_{AC}$  and can append to the ledger of enterprise  $A$  in parallel.

Qanaat addresses the shortcomings of the existing solutions in guaranteeing data consistency and preserving collaboration confidentiality while creating a ledger in an efficient and scalable manner. In Qanaat, the blockchain ledger guarantees two main properties:

- **Local consistency.** A total order on the transactions of each data collection is enforced due to data dependency among transactions executed on a data collection, and
- **Global consistency.** The order of the transactions of data collection  $d_X$  with respect to the transactions of all data collections that  $d_X$  is order-dependent on, is determined by capturing the state of such data collections. Moreover, transactions are ordered across the enterprises consistently.

Qanaat constructs a single DAG-structured ledger for each enterprise consisting of transaction records of the data collections that are maintained by the enterprise. The first rule guarantees data consistency within each single data collection and the second rule ensures global data consistency across all order-dependent data collections maintained by an enterprise. Given the above rules, each transaction  $t$  initiated on data collection  $d_X$  has an identifier,  $ID = \langle \alpha, \gamma \rangle$ , composed of a *local* part  $\alpha$  and possibly a *global* part  $\gamma$  where the ID is assigned during the ordering phase. The local part  $\alpha$  is  $[X:n]$  where  $X$  is a *label* representing the


 Figure 3: (a)-(d) The blockchain ledger for enterprises  $A$ ,  $B$ ,  $C$ , and  $D$  in a collaboration workflow

involved enterprises in  $d_X$  and  $n$  is a *sequence number* representing the order of transaction  $t$  on  $d_X$ . In the global part  $\gamma$ , for *every* data collection  $d_Y$  where  $d_X$  is order-dependent on  $d_Y$ ,  $Y:m$  is added to the  $\gamma$  of  $t$  to capture the state of data collection  $d_Y$ . Here,  $Y:m$  is the local part of the ID of the last transaction that is committed on data collection  $d_Y$ . When  $t$  is executed, it might read the state of a subset of data collections that are captured in the global part of its ID.

Given two transactions  $t$  and  $t'$  on data collection  $d_X$ . Let  $\text{ID}(t) = \langle \alpha, \gamma \rangle$  where  $\alpha = [X:n]$ ,  $\gamma = [\dots, Y_p:m_p, Y_q:m_q, \dots]$  and  $\text{ID}(t') = \langle \alpha', \gamma' \rangle$  where  $\alpha' = [X:n']$ , and  $\gamma = [\dots, Y_q:m'_q, Y_r:m'_r, \dots]$ . If  $t$  is ordered before  $t'$  ( $t \rightarrow t'$ ) then:

- $n < n'$  (local consistency), and
- $\forall$  data collection  $d_{Y_q} \in \gamma \cap \gamma'$ ,  $m_q \leq m'_q$  (global consistency).

Figure 3(a)-(d) shows the blockchain ledger of four enterprises  $A$ ,  $B$ ,  $C$ , and  $D$  created in the Qanaat model (following Figure 2(a)) for a collaboration workflow. The collaboration workflow includes two public transactions on root data collection  $d_{ABCD}$ , several internal transactions on local data collections, and multiple transactions among subsets of enterprises. In this figure,  $\langle [A:1], \emptyset \rangle$  is an internal transaction on data collections  $d_A$  (with  $\gamma = \emptyset$  because no transactions has been processed yet).  $\langle [ABCD:1], \emptyset \rangle$  is a public transaction on  $d_{ABCD}$  (with  $\gamma = \emptyset$  because the root data collection is not order-dependent on any data collections). As shown, two transactions  $\langle [ABC:1], [ABCD:1] \rangle$  (on  $d_{ABC}$ ) and  $\langle [BCD:1], [ABCD:1] \rangle$  (on  $d_{BCD}$ ) are appended to the ledger of enterprise  $B$  (as well as  $C$ ) in parallel because  $d_{ABC}$  and  $d_{BCD}$  are not order-dependent. Both transactions include global part  $\gamma = [ABCD:1]$  because both  $d_{ABC}$  and  $d_{BCD}$  are order-dependent on  $d_{ABCD}$ . Transactions of Each non-local data collection, e.g.,  $\langle [ABC:1], [ABCD:1] \rangle$ , which is shared between multiple enterprises, e.g.,  $A$ ,  $B$ , and  $C$ , is *replicated* on all involved enterprises in the same order.  $\langle [BC:1], [ABC:1, BCD:1] \rangle$  (on  $d_{BC}$ ) has  $\gamma = [ABC:1, BCD:1]$  as the global part of its ID. Note that  $d_{BC}$  in addition to  $d_{ABC}$  and  $d_{BCD}$ , is order-dependent on  $d_{ABCD}$ . However, since the state of  $d_{ABCD}$  is captured in the global part of transaction  $\langle [ABC:1], [ABCD:1] \rangle$  (and  $\langle [BCD:1], [ABCD:1] \rangle$ ) and it has not been changed, there is no need to add  $ABCD:1$  to the global part of  $\langle [BC:1], [ABC:1, BCD:1] \rangle$ . Dashed lines, e.g., between  $\langle [B:1], \emptyset \rangle$  and  $\langle [ABCD:1], \emptyset \rangle$ , are only used to show the order of appending entries to the ledger, i.e., does not imply any data or ordering dependencies. Note that while in this example, most transactions are cross-enterprise (to help illustrate how a blockchain ledger is created), in practical collaboration workflows, a significant percentage of transactions are internal.

### 3.4 Qanaat Infrastructure

In Qanaat, nodes follow either the crash failure model or the Byzantine failure model. To guarantee *fault tolerance*, clusters with crash-only nodes include  $2f+1$  nodes. In the presence of Byzantine nodes,  $3f+1$  nodes are needed to provide fault tolerance [23]. The malicious nodes, however, can violate data confidentiality by leaking requests, replies, and data stored and processed at the nodes. To prevent confidential data leakage (known as *intrusion tolerance* [58, 98]), Qanaat can use either of the following two techniques: (1) restricting



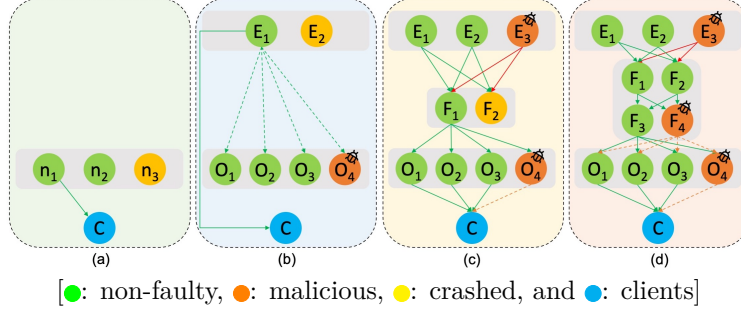


Figure 4: The flow of reply messages in an instance of Qanaat with (a)  $2f + 1$  crash-only nodes, (b)  $3f + 1$  Byzantine ordering nodes and  $g + 1$  crash-only execution nodes, (c)  $3f + 1$  Byzantine ordering and  $2g + 1$  Byzantine execution nodes, and a privacy firewall consisting of  $h + 1$  crash-only filter nodes, and (d)  $3f + 1$  Byzantine ordering nodes,  $2g + 1$  Byzantine execution nodes and  $h + 1$  rows of  $h + 1$  Byzantine filter nodes.

the data that nodes can access [78, 98, 21, 70, 20] using secret sharing schemes, or (2) adding a privacy firewall between the ordering nodes and the execution nodes [103, 40].

In the secret sharing scheme, clients encode data using an  $(f + 1, n)$ -threshold secret sharing scheme, where  $f + 1$  shares out of  $n$  total shares are needed to reconstruct the confidential data [58]. Secret sharing schemes only perform basic store and retrieve operations (Belisarius [78] also supports addition) and do not support general transactions that require nodes to manipulate the contents of stored data. As a result, this technique is not suitable for blockchain systems that are supposed to support complex transactions.

In the privacy firewall mechanism [103], the infrastructure consists of  $3f + 1$  ordering nodes (where  $f$  is the maximum number of malicious ordering nodes) that run a BFT protocol to order client requests,  $2g + 1$  execution nodes (where  $g$  is the maximum number of malicious execution nodes) that maintain data and deterministically execute arbitrary transactions following the order assigned by ordering nodes, and a privacy firewall consisting of a set of  $h + 1$  rows of  $h + 1$  filters (where  $h$  is the maximum number of malicious filter nodes) between the ordering nodes and execution nodes. The privacy firewall architecture assumes a network configuration that physically restricts communication paths between ordering nodes, filters, and execution nodes, i.e., clients can only communicate with ordering (and not execution) nodes and each filter has a physical network connection only to all (filter) nodes in the rows above and below. As a result, a malicious node can *either* access confidential data (an execution node or a filter) *or* communicate freely with clients (an ordering node) *but not both*. The  $h + 1$  rows of  $h + 1$  filters guarantee that first, there is at least one path between execution nodes and ordering nodes which only consists of non-faulty filters (liveness) and second, since there are  $h + 1$  rows and maximum  $h$  malicious filters, there exist a row consisting of only non-faulty filters that filters any malicious message (possibly including confidential data). As a result, the rows below have no access to any confidential data leaked by malicious execution nodes. Note that if  $h \leq 3f$ , ordering nodes can be merged with the bottom row of filters by placing a filter on each ordering node. In most applications, request and reply bodies must also be encrypted, thus, ordering nodes cannot read them (while clients and execution nodes can).

By separating ordering nodes from execution nodes, a simple majority of non-faulty nodes is sufficient to mask Byzantine failure among execution nodes, i.e.,  $2g + 1$  execution nodes can tolerate  $g$  Byzantine faults. This is important because, compared to ordering, executing transactions, and maintaining the application logic (e.g., smart contracts) and data require more powerful computation, storage, and I/O resources. The overhead of the privacy firewall mechanism can be reduced by adding  $h$  filters to each row while providing a higher degree of confidentiality [40].

Separating ordering nodes from execution nodes and using a privacy firewall comes with extra resource costs because ordering nodes and execution nodes need to be physically separated. However, if a cluster is deployed in a cloud platform, ordering nodes and execution nodes can match the control layer and computing nodes, respectively. Similarly, tools such as internal authorization services, node auditors, and load balancers deployed in existing cloud platforms can be used as privacy firewalls [40].

Qanaat prevents confidential data leakage despite Byzantine failure using the privacy firewall mechanism presented in [103].

Figure 4 presents a cluster in Qanaat and shows the flow of reply messages in different settings where different types of nodes follow different failure models. When nodes are crash only, as shown in Figure 4(a), a cluster consisting of  $2f + 1$  nodes can order *and* execute transaction while confidential data leakage is prevented. If ordering nodes follow the Byzantine failure model, the ordering nodes and execution nodes need to be separated to prevent data leakage. However, if execution nodes are crash-only, as shown in Figure 4(b), there is no need to add a privacy firewall and execution nodes can directly send the reply to the client and inform ordering nodes about execution. Since execution nodes are crash-only,  $g + 1$  nodes are sufficient to execute transactions. When both ordering and execution nodes might behave maliciously, a privacy firewall consisting of a set of filters is needed. The firewall physically restricts communication from execution nodes, hence, a malicious execution node cannot send confidential data to a malicious ordering node that might share the data with clients. If filters are crash-only (Figure 4(c)), a row of  $h + 1$  filters is sufficient to filter incorrect messages (data leakage) where  $h$  is the maximum number of crashed filters.

The general case, as shown in Figure 4(d), is when all ordering nodes, execution nodes and filters follow the Byzantine failure model. In this case, a privacy firewall with  $h + 1$  rows of  $h + 1$  filters per row is needed. Communication is restricted so that each filter has a physical network connection only to all (filter) nodes in the rows above and below.

### 3.5 Confidentiality Guarantees

Qanaat provides collaboration confidentiality through its hierarchical data model, which segregates data into “data collections” that are only maintained by authorized enterprises. Qanaat also prevents confidential data leakage by separating ordering nodes from execution nodes and using a privacy firewall in between. Confidentiality is mainly preserved based on three main rules.

1. Data collections are completely separated. For example,  $d_{AC}$  captures transactions that are executed in a shared collaboration between  $A$  and  $C$ . This is different from the data records of  $d_A$  or  $d_C$  (internal transactions of  $A$  or  $C$ ). Moreover, each data collection is maintained *only* by its involved enterprises. Similarly, each transaction record in the blockchain ledger, as shown in Figure 3, is only maintained by the involved enterprises.
2. Transactions of a data collection  $d_X$  can read transactions of another data collection  $d_Y$  *if and only if*  $X \subseteq Y$ . For example, transactions of  $d_{AB}$  can read records of  $d_{ABC}$  because both  $A$  and  $B$  are involved in  $d_{ABC}$ . However, transactions of  $d_{ABC}$  can not read records of  $d_{AB}$  because enterprise  $C$  is not involved in  $d_{AB}$ .
3. A malicious node can *either* access confidential data (an execution node or a filter) *or* communicate freely with clients (an ordering node) *but not both*. This is guaranteed by separating ordering nodes from execution nodes and using a privacy firewall.

Note that a compromised client may leak its own state or updates. Qanaat, similar to all other confidential fault-tolerant systems (that we are aware of) does not prevent this. Moreover, an enterprise might share the data resulting from its cross-enterprise collaborations with some external entity or even grant its access to the external entity. Qanaat cannot restrict such external data leakage.

### 3.6 Multi-Shard Enterprises

We now show how the data model and the blockchain ledger can be extended to support multi-shard enterprises. With single-shard enterprises, every execution node of each enterprise maintains all data collections that the enterprise is involved in. Enterprises, however, partition their data into different shards. Each data shard is then assigned to a cluster of nodes where ordering nodes of the cluster order the transactions and execution nodes maintain the data shard and execute transactions on the data shard. A shard of the enterprise data might not include a shard of every data collection that the enterprise is involved in. For example, consider a private collaboration between the logistic provider and the pharmaceutical manufacturer maintained on a shared data collection. While the logistic provider might partition its data into multiple shards, it maintains this shared data collection in only one of its data shards on a cluster that is placed in Michigan (close to the Pfizer manufacturing site), e.g., a local collaboration.

We assume that enterprises use the same sharding schema for each shared data collection to facilitate transaction processing across different enterprises. The schema is agreed upon by all involved enterprises when a data collection is created, i.e., the sharding schema is part of the configuration metadata. Using the same sharding schema leads to a more efficient ordering phase for cross-enterprise transactions because there

Table 1: Processing transactions in Qanaat

Transaction Type		Example	Consensus Protocol	
Shard	Enterprise	Clusters- Shards	Coordinator-based	Flattened
intra	intra	$A_1 - d_A^1$	Pluggable	Pluggable
intra	cross	$C_3, D_3 - d_{CD}^3$	Fig. 5(a)	Fig. 6(a)
cross	intra	$A_2, A_3 - d_A^2, d_A^3$	Fig. 5(b)	Fig. 6(b)
cross	cross	$B_1, C_1, B_2, C_2 - d_{BC}^1, d_{BC}^2$	Fig. 5(c)	Fig. 6(c)

is no need for all involved enterprises to run a consensus protocol to agree on the order of every transaction. For each cross-enterprise transaction, one enterprise orders the transaction and other involved enterprises only validate the order (details in Sections 4.3 and 4.4). Furthermore, different data shards of an enterprise are processed by different clusters. Using the same sharding schema, enterprises can easily communicate with the right cluster that processes the data records of transactions. If enterprises use different sharding schemas for a shared data collection, Qanaat could still process cross-enterprise transactions but with the overhead required to execute a consensus protocol with every transaction on each cluster.

The blockchain ledger of a single-shard enterprise maintains all transactions that are executed on the enterprise data. In a multi-shard enterprise, the enterprise data is partitioned into different shards where each shard is replicated on a cluster of execution nodes. Since each cluster maintains a separate data shard, it executes a different set of transactions. As a result, each cluster in a multi-shard enterprise needs to maintain a different ledger. The ledger of each cluster of a multi-shard enterprise, however, is constructed in the same way as a single-shard enterprise. Moreover, the notion of global consistency is extended to guarantee that each cross-shard transaction is ordered across participating shards consistently.

## 4 Transaction Processing in Qanaat

Processing transactions requires establishing consensus on a unique order of requests. Fault-tolerant protocols use the State Machine Replication (SMR) technique [65, 90] to assign each client request an order in the global service history. In an SMR fault-tolerant protocol, all non-faulty nodes execute the same requests in the same order (*safety*) and all correct client requests are eventually executed (*liveness*). Qanaat guarantees safety in an asynchronous network, however, it considers a synchrony assumption to ensure liveness (due to FLP results [43]).

A transaction might be executed on a single shard or on multiple shards of a data collection where the data collection belongs to a single enterprise (i.e., a local data collection) or is shared among multiple enterprises (i.e., a root or an intermediate data collection). As a result, as shown in Table 1, Qanaat needs to support four different types of transactions. In Table 1, the network consists of four enterprises where each enterprise  $\psi \in \{A, B, C, D\}$  owns three clusters of nodes, e.g.,  $\psi_1, \psi_2$  and  $\psi_3$  and processes shard  $d_\psi^i$  by nodes of cluster  $\psi_i$ .

An *intra-shard* transaction is executed on the same shard of a data collection either *intra-enterprise*, e.g., on shard  $d_A^1$  of a local data collection  $d_A$  by cluster  $A_1$ , or *cross-enterprise*, e.g., on shard  $d_{CD}^3$  of a shared data collection  $d_{CD}$  by clusters  $C_3$  and  $D_3$ . A *cross-shard transaction* is executed on multiple shards of a data collection either *intra-enterprise*, e.g., on shards  $d_A^2$  and  $d_A^3$  of a data collection  $d_A$  by clusters  $A_2, A_3$ , or *cross-enterprise*, e.g., on shards  $d_{BC}^1$  and  $d_{BC}^2$  of a shared data collection  $d_{BC}$  by clusters  $B_1, C_1, B_2$ , and  $C_2$ .

A transaction can be executed on multiple shards of the same data collection (i.e., a cross-shard transaction) or the same data shard that is maintained by multiple enterprises (i.e., a cross-enterprise transaction). However, as mentioned earlier, a transaction can not be executed or write data records on multiple data collections for two main reasons. First, the data of each (non-root) data collection is confidentially shared with only its involved enterprises. For example, transactions of  $d_{AB}$  should not write data on  $d_{AC}$  as  $C$  is not involved in  $d_{AB}$ . Note that transactions among enterprises  $A, B$ , and  $C$  are executed on  $d_{ABC}$ . Moreover, there is no need to write the transaction results of  $d_{AB}$  on  $d_A$  or  $d_B$  as both enterprises  $A$  and  $B$  store  $d_{AB}$  (see Figure 2(b)) and can read its data record in their local data collections  $d_A$  and  $d_B$ . Second, each data collection might have its own business logic to execute transactions.

In Qanaat, cross-shard intra-enterprise transactions and intra-shard cross-enterprise transactions are handled differently. In a cross-shard intra-enterprise transaction, different clusters maintain separate data shards. As a result, each cluster needs to separately reach agreement on the transaction order among transactions

of its shard. However, in an intra-shard cross-enterprise transaction, since the involved enterprises use the same sharding schema for each shared data collection, the cluster that initiates the transaction and all the involved clusters process the transaction on the same shard of data. Hence, the order of transactions on different clusters is the same. As a result, it is sufficient that one (initiator) cluster determines the order and other clusters only validate the suggested order. Note that while the involved clusters belong to different distrustful enterprises, all clusters can detect any malicious behavior of the initiator cluster. We will discuss how Qanaat addresses all possible malicious behaviors, e.g., assigning invalid ID (order) or even not sending the transaction to other clusters. In cross-enterprise collaboration, enterprises cannot trust that the other enterprise nodes might not be compromised. As a result, independent of the declared failure model of nodes, Qanaat uses a BFT protocol to order cross-enterprise transactions. Furthermore, as it is suggested in Caper [6], we can assume that less than a *one-third* of enterprises might be malicious. Hence, by a similar argument as in PBFT [28], with agreement from at least *two-thirds* of the enterprises, a cross-enterprise transaction can be committed. For cross-shard intra-enterprise transactions, on the other hand, the involved clusters belong to the same enterprise and trust each other. As a result, if all nodes are crash-only, cross-shard consensus can be achieved using a crash fault-tolerant protocol.

To process transactions across clusters *coordinator-based* and *flattened* approaches are used. In the coordinator-based approach, inspired by existing permissioned blockchains such as AHL [36], Saguaro [11], and Blockplane [73], a cluster coordinates transaction ordering, whereas, in the flattened approach, transactions are ordered across the clusters without requiring a coordinator.

Nodes in Qanaat follow different failure models, i.e., crash or Byzantine. We mainly focus on two common cases. First, when nodes follow the crash failure, a cluster contains  $2f + 1$  nodes that perform both ordering and execution. Second, when nodes follow the Byzantine failure and each cluster includes  $3f + 1$  ordering nodes,  $2g + 1$  execution nodes, and a privacy firewall consisting of  $h + 1$  rows of  $h + 1$  filters. The number of required matching votes to ensure that a quorum of ordering nodes within a cluster agrees with the order of a transaction is different in different settings. We define *local-majority* as the number of required matching votes from a cluster. For crash-only clusters, local-majority is  $f + 1$  (from  $2f + 1$  nodes), and for clusters with Byzantine ordering nodes, local-majority is  $2f + 1$  (from  $3f + 1$  ordering nodes).

#### 4.1 Intra-Cluster Consensus

In the internal (intra-cluster) consensus protocol, ordering nodes of a cluster, *independently* of other clusters, agree on the order of a transaction. The internal consensus protocol is pluggable and depending on the failure model of nodes of the cluster a crash fault-tolerant (CFT) protocol, e.g., (Multi-)Paxos [66] or a Byzantine fault-tolerant (BFT) protocol, e.g., PBFT [28], can be used. If nodes follow the Byzantine failure model, as discussed before, Qanaat separates ordering nodes from execution nodes and uses a privacy firewall to prevent confidential data leakage.

The protocol is initiated by a pre-elected ordering node of the cluster, called *the primary*. When the primary node  $\pi(P_i)$  of cluster  $P_i$  receives a valid signed request message  $\langle \text{REQUEST}, op, t_c, c \rangle_{\sigma_c}$  from an authorized client  $c$  (with timestamp  $t_c$ ) to execute (encrypted) operation  $op$  on local data collection  $d_{P_i}$ , it initiates the protocol by multicasting a message, e.g., accept message in Multi-Paxos (assuming the primary is elected) or *pre-prepare* message in PBFT, including the req and its digest to other ordering nodes of the cluster.

To provide a total order among transaction blocks and preserve data consistency, the primary also assigns an ID, as discussed in Section 3.3, to the request. The ID consists of a local part, e.g.,  $[P_i:n]$ , and a global part including the state of all data collections that  $d_{P_i}$  is order-dependent on. the global part includes the state of *all* data collections that  $d_{P_i}$  is order-dependent on because the read-set of the transaction is not known (will be known during the execution time). The primary includes the current state (i.e., the local sequence number of the last committed transaction) of such data collections in the global part. The ordering nodes of the cluster then agree on the order of the transaction using the utilized protocol.

#### 4.2 Transaction Execution Routine

The next step after ordering is to execute a transaction and inform the client. If nodes follow the Byzantine failure model, ordering and execution are performed by distinct sets of nodes that are separated by a privacy firewall. Once a transaction is ordered, the ordering nodes generate a *commit certificate* consisting of signatures from  $2f + 1$  different nodes and multicast both the request and the *commit certificate* to the bottom row of filters. The filters check the request and the *commit certificate* to be valid and multicast them

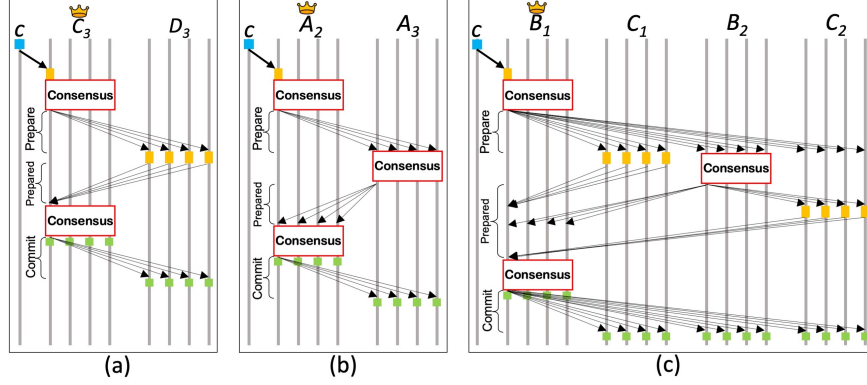


Figure 5: (a) intra-shard cross-enterprise, (b) cross-shard intra-enterprise, and (c) cross-shard cross-enterprise coordinator-based consensus protocols

to the next row above. Filters also track the requests that they have seen in a commit or a reply certificate and their IDs.

Upon receiving both a valid request and a valid commit certificate, execution nodes append the transaction and the corresponding commit certificate to the ledger. Note that the execution nodes store the last reply certificate sent to client  $c$  to check if the current request is new (i.e., has a larger timestamp) that needs to be executed and committed to the ledger or an old request (i.e., has the same or smaller timestamp) where nodes re-send the reply messages. If all transactions accessing on  $d_{P_i}$  with lower local sequence numbers ( $< n$ ) have been executed, nodes execute the transaction on data collection  $d_{P_i}$  following its application logic. If, during the execution, the execution nodes need to read values from some other data collection  $d_X$  where  $d_{P_i}$  is order-dependent on  $d_X$  (i.e.,  $P_i \subseteq X$ ), the nodes check the public part of the transaction ID to ensure that they read the correct state of  $d_X$ . Data collections store data in multi-versioned datastores to enable nodes to read the version they need to. This ensures that all execution nodes execute requests in the same order and on the same state.

The commit certificate are appended to the ledger to guarantee immutability. Since commit messages include the digest of transaction blocks, by appending them to the ledger, any attempt to alter the block data can easily be detected.

Execution nodes then multicast a signed reply message including the (encrypted) results to the top row of filters. When a filter node in the top row receives  $g + 1$  valid matching reply messages, it generates a reply certificate authenticated by  $g + 1$  signature shares from distinct execution nodes and multicasts it to the row below. Each filter then multicasts the reply certificate to the row of filter nodes or ordering nodes below. Finally, client  $c$  accepts the result once it receives a valid reply certificate from ordering nodes.

If nodes follow the crash failure model, ordering and execution are performed by the same set of nodes. In this case, nodes append the transaction to the ledger and execute it as explained before and then the primary node sends a reply message to client  $c$ .

### 4.3 Coordinator-based Consensus

The coordinator-based approach has been used in distributed databases to process cross-shard transactions, e.g., two-phase commit. Coordinator-based protocols have also been used in several permissioned blockchain systems, e.g., AHL [36], Blockplane [73], and Saguaro [11]. This section briefly demonstrates how Qanaat can leverage the coordinator-based approach to process cross-cluster transactions. In contrast to the existing coordinator-based databases and blockchains that address multi-shard single-enterprise contexts, Qanaat deals with multi-shard multi-enterprise environments. Moreover, since each transaction might read data from multiple data collections, ordering transactions in Qanaat is more complex. All three coordinator-based protocols (i.e., intra-shard cross-enterprise, cross-shard intra-enterprise, and cross-shard cross-enterprise), as shown in Figure 5, consist of prepare, prepared and commit phases. We briefly explain the normal case operation of the protocols.

**Prepare:** Upon receiving a transaction, ordering nodes of the *coordinator* cluster establish (internal) consensus on the order of the transaction among the transactions of their shard. The primary then sends a signed **prepare** message to the ordering nodes of all involved clusters.

**Prepared:** This phase is handled differently in different protocols.  
Intra-shard cross-enterprise transactions: All involved clusters, e.g.,  $C_3$  and  $D_3$  in Figure 5(a), maintain the same data shard. As a result, there is no need to run consensus in non-coordinator clusters, e.g.,  $D_3$ . Upon receiving a **prepare** message from the primary of the coordinator cluster, e.g.,  $C_3$ , each ordering node of a non-coordinator cluster, e.g.,  $D_3$ , validates the order and sends a **prepared** message to the primary of the coordinator cluster.

Cross-shard intra-enterprise transactions: The involved clusters, e.g.,  $A_2$  and  $A_3$ , maintain different shards of a local data collection, e.g.,  $d_A$ . Upon receiving a **prepare** message from the coordinator cluster, e.g.,  $A_2$ , each non-coordinator cluster separately establishes (internal) consensus on the order of the transaction in its data shard. The primary of each non-coordinator cluster, e.g.,  $A_3$ , then sends a **prepared** message to the ordering nodes of the coordinator cluster, e.g.,  $A_2$ .

Cross-shard cross-enterprise transactions: The involved clusters of the initiator enterprise, e.g.,  $B_1$  and  $B_2$  of enterprise  $B$ , maintain different shards of a shared data collection, e.g.,  $d_{BC}$ , while each shard is replicated on clusters of different enterprises, e.g.,  $d_{BC}^1$  is maintained by  $B_1$  and  $C_1$ . Upon receiving a **prepare** message from the coordinator cluster, e.g.,  $B_1$ , if the cluster belongs to the initiator enterprise, e.g.,  $B_2$ , it establishes (internal) consensus on the transaction order. Otherwise, the cluster waits for a message from the cluster of the initiator enterprise that maintains the same data shard as they do, e.g.,  $C_1$  waits for  $B_1$  and  $C_2$  waits for  $B_2$ . Each node then validates the received message and sends a **prepared** message to the primary of the coordinator cluster.

**Commit:** When the primary of the coordinator cluster receives valid **prepared** messages from every involved cluster, it establishes internal consensus within the coordinator cluster and multicasts a signed **commit** message to ordering node of all involved clusters.

#### 4.3.1 Intra-Shard Cross-Enterprise Consensus

In the intra-shard cross-enterprise protocol, multiple clusters (one from each enterprise) process a transaction on the same shard of a non-local data collection shared between enterprises, e.g., clusters  $C_3$  and  $D_3$  on shard  $d_{CD}^3$  of data collection  $d_{CD}$  (Figure 5(a)).

Upon receiving a valid transaction  $m$ , the primary of the coordinator cluster  $P_c$ , i.e., the cluster that receives the transaction, assigns an ID to the transaction (as discussed in Section 3.3) and initiates internal consensus on the order of  $m$  in the coordinator cluster.

Once consensus is achieved, the primary sends a signed **prepare** message  $\langle \text{PREPARE}, \text{ID}, d, m \rangle_{\sigma_{P_c}}$  to the nodes of all involved clusters where  $d = D(m)$  is the digest of request  $m$ . The **prepare** messages are signed by local-majority of the clusters (denoted by  $\sigma_{P_c}$ ). Upon receiving a **prepare** message with valid ID (following the local and global consistency rules discussed in Section 3.3), digest, and signature, each node  $r$  sends a signed **prepared** message  $\langle \text{PREPARED}, \text{ID}, d, r \rangle_{\sigma_r}$  to the primary node of the coordinator cluster.

Upon receiving valid **prepared** messages from the local-majority of every involved cluster, the primary establishes internal consensus within the coordinator cluster and sends a **commit** message signed by local-majority of the cluster to every node of all involved clusters. The **commit** message includes the transaction ID, its digest, and also **prepared** messages received from the local-majority of every involved cluster as evidence of message validity. When a node receives a valid **commit** message, the node appends the transaction to the ledger and executes the transaction.

If a node of an involved cluster waits for a message from another cluster, e.g., a node in  $D_3$  does not receive a **commit** message from the coordinator cluster  $C_3$ , it sends a query message to all nodes of that cluster resulting in either receiving the message or replacing the faulty primary. The routine is explained in Section 4.3.4.

#### 4.3.2 Cross-Shard Intra-Enterprise Consensus

The cross-shard intra-enterprise consensus protocol, inspired by permissioned blockchains AHL [36] and Saguaro [11], processes transactions on different shards of a local data collection within an enterprise, e.g., a transaction on data shards  $d_A^2$  and  $d_A^3$  of data collection  $d_A$  processed by clusters  $A_2$  and  $A_3$  (Figure 5(b)).

After receiving transaction  $m$ , the primary of the coordinator cluster  $P_c$  assigns an ID to the transaction and establishes internal consensus on the order of  $m$  in the coordinator cluster.  $P_c$  then multicasts a signed **prepare** message  $\langle \text{PREPARE}, \text{ID}_c, d, m \rangle_{\sigma_{P_c}}$  to the nodes of all involved clusters. Upon receiving a valid **prepare** message, the primary of each involved cluster  $P_i$  assigns  $\text{ID}_i$  to  $m$  and establishes consensus on request  $m$  in cluster  $P_i$ .  $\text{ID}_c$  and  $\text{ID}_i$  represent the order of transaction  $m$  in clusters  $P_c$  and  $P_i$  respectively. Note that the primary of the coordinator and all involved clusters processes the request only if there is no concurrent (uncommitted) request  $m'$  where  $m$  and  $m'$  intersect in at least 2 shards. This is needed to ensure that requests are committed in different shards in the same order (global consistency).

The primary of each involved cluster  $P_i$  then multicasts a signed **prepared** message  $\langle \text{PREPARED}, \text{ID}_c, \text{ID}_i, d \rangle_{\sigma_{P_i}}$  to all nodes of the coordinator cluster  $P_c$ . Otherwise (if the consensus is not achieved), it multicasts a signed **abort** message. As before, each message is signed by a local-majority of a cluster. When the primary node of the coordinator cluster receives valid **prepared** messages from every involved cluster, e.g.,  $P_i, P_j, \dots$ , it initiates internal consensus within the coordinator cluster and multicasts a signed **commit** message  $\langle \text{COMMIT}, \text{ID}_c, \text{ID}_i, \text{ID}_j, \dots, d \rangle_{\sigma_{P_c}}$  to every node of all involved clusters.

Otherwise (if some cluster has aborted the transaction), the primary multicasts a signed **abort** message. The ID of the **commit** messages is a concatenation of the received IDs from all involved clusters. Since the transaction takes place within an enterprise, in contrast to the previous protocol, the primary of the coordinator cluster does not need to include the received **prepared** messages in its **commit** message. Upon receiving a valid **commit** message, each node appends the transaction to the ledger and executes it.

### 4.3.3 Cross-shard Cross-Enterprise Consensus

The cross-shard cross-enterprise consensus protocol is needed when a transaction is executed on different shards of a non-local data collection shared between different enterprises, e.g., a transaction that is executed on data shards  $d_{BC}^1$  and  $d_{BC}^2$  of shared data collection  $d_{BC}$  where  $d_{BC}^1$  is maintained by  $B_1$  and  $C_1$  and  $d_{BC}^2$  is maintained by  $B_2$ , and  $C_2$  (Figure 5(c)).

In this case, different clusters of each enterprise maintain different data shards, e.g.,  $B_1$  and  $B_2$  maintain  $d_{BC}^1$  and  $d_{BC}^2$ , however, each data shard is replicated on only one cluster of each involved enterprise, e.g.,  $d_{BC}^1$  is replicated on  $B_1$  and  $C_1$ . In Qanaat, in order to improve performance, only the clusters of the initiator enterprise, e.g.,  $B_1$  and  $B_2$ , establish consensus on the transaction order and clusters of other enterprises, e.g.,  $C_1$  and  $C_2$ , validate the order.

Upon receiving a valid transaction  $m$ , the primary node of the coordinator cluster  $P_c$  establishes internal consensus on the order of  $m$  in the coordinator cluster and then multicasts a signed **prepare** message  $\langle \text{PREPARE}, \text{ID}_c, d, m \rangle_{\sigma_{P_c}}$  to the nodes of all involved clusters. When the primary node of an involved cluster  $P_i$  of the *initiator enterprise* receives a valid **prepare** message, it assigns  $\text{ID}_i$  to  $m$  and initiates internal consensus on request  $m$  in cluster  $P_i$ . Same as cross-shard intra-enterprise consensus, the primary of  $P_c$  and every  $P_i$  processes the request only if there is no concurrent request  $m'$  with shared data shards. Once consensus is achieved, the primary of the involved cluster  $P_i$  multicasts a signed **prepared** message  $\langle \text{PREPARED}, \text{ID}_c, \text{ID}_i, d \rangle_{\sigma_{P_i}}$  to every node of  $P_c$  and also any other clusters that maintain *the same* data shard as cluster  $P_i$ . Otherwise, it multicasts an **abort** message to those clusters.

A node in a cluster of a non-initiator enterprise either (1) maintains the same shard as the coordinator cluster and receives a valid **prepare** message (with  $\text{ID}_c$ ) from primary of coordinator cluster  $P_c$ , or (2) maintains some other shard and receives a valid **prepared** message (with  $\text{ID}_i$ ) from primary of cluster  $P_i$ . In either case, the node sends a signed **prepared** message including  $\text{ID}_c$  (and  $\text{ID}_i$ ) and message digest to the primary of the coordinator cluster.

The primary node of the coordinator cluster waits for (1) signed valid **prepared** messages from the primary node of all involved clusters of its enterprise, and (2) signed valid **prepared** messages from a local-majority of every involved cluster of other enterprises. The primary then initiates internal consensus within the coordinator cluster and multicasts a signed **commit** (or **abort**) message to every node of all involved clusters.

### 4.3.4 Primary Failure Handling

We use the retransmission routine presented in [103] to handle unreliable communication between ordering nodes and execution nodes. In this section, we focus on the failure of the primary ordering node. If the timer of node  $r$  expires before it receives a **commit** certificate, it suspects that the primary might be faulty.

The timeout mechanism prevents the protocol from blocking and waiting forever by ensuring that eventually (after GST), communication between non-faulty ordering nodes is timely and reliable. Ordering nodes use different timers for intra-cluster and cross-cluster transactions because processing transactions across clusters usually takes more time. The timeout value mainly depends on the network latency (within or across clusters). It must be long enough to allow nodes to communicate with each other and establish consensus, i.e., at least 3 times the WAN round-trip for cross-cluster transactions to allow a view-change routine to complete without replacing the primary node again. The timeouts are adjusted to ensure that this period increases exponentially until some transaction is committed, e.g., in case of consecutive primary failure, the timeout is doubled as in PBFT [28].

When the primary node of a cluster fails, the primary failure handling routine of the internal consensus protocol, e.g., view change in PBFT, is triggered by timeouts to elect a new primary. For transactions across clusters, if a node of an involved cluster does not receive a `commit` message from the primary of the coordinator cluster for a prepared request and its timer expires, the node multicasts a signed `commit-query` message to all nodes of the coordinator cluster including the request ID and its digest. As a result, if the (malicious) primary of the coordinator cluster maliciously has not sent `commit` messages to other clusters (while the transaction is committed in the coordinator cluster), other nodes of the coordinator cluster will be informed (to prevent any inconsistency between clusters). Similarly, if a node in the coordinator cluster does not receive `prepared` messages from an involved cluster (either from the primary node when it requires to run consensus or from a local-majority of nodes), it multicasts a `prepared-query` to all nodes of the involved cluster. It might also happen between two involved clusters in cross-shard cross-enterprise transactions where a cluster is waiting for consensus results, e.g.,  $C_2$  and  $B_2$  in Figure 5(c).

In all such cases, if the message has already been processed, the nodes simply re-send the corresponding response. Nodes also log the query messages to detect denial-of-service attacks initiated by malicious nodes. If the query message is received from a local-majority of a cluster, the primary will be suspected to be faulty, triggering the execution of the failure handling routine. Moreover, since all messages from a primary of a cluster, e.g., `prepare`, `prepared`, or `commit`, are multicasts to every node of the receiver cluster, if the primary of the receiver cluster does not initiate consensus on the message among the nodes of its cluster, it will eventually be suspected to be faulty by the nodes. Finally, if a client does not receive a `reply` soon enough, it multicasts the request to all nodes of the cluster that it has already sent its request. If the request has already been processed, the nodes simply send the execution result back to the client. Otherwise, if the node is not the primary, it relays the request to the primary. If the nodes do not receive `prepare` messages, the primary will be suspected to be faulty.

#### 4.3.5 Correctness Argument

We briefly analyze the safety (agreement, validity and consistency) and liveness properties of the coordinator-based protocols.

**Proposition 4.1** (*Agreement*) If node  $r$  commits request  $m$  with local ID  $\alpha$  in cluster  $P$ , no other non-faulty node commits request  $m'$  ( $m \neq m'$ ) with the same local ID  $\alpha$  in  $P$ .

**Proof:** We assume that the internal consensus protocols, e.g., Paxos and PBFT, are correct and ensure safety. Let  $m$  and  $m'$  ( $m \neq m'$ ) be two committed requests where  $ID(m) = [ID_i, ID_j, ID_k, \dots]$  and  $ID(m') = [ID'_k, ID'_l, ID'_m, \dots]$  respectively. Note that in intra-shard transactions, the ID includes a single part. Given an involved cluster  $P_k$  in the intersection of  $m$  and  $m'$  where  $ID_k(m) = \langle \alpha, \gamma \rangle$  and  $ID_k(m') = \langle \alpha', \gamma' \rangle$ . To commit  $m$  and  $m'$ , a local-majority  $Q$  agreed with  $m$  and local-majority  $Q'$  agreed with  $m'$  (If nodes of  $P_k$  are crash only, local-majority is  $f + 1$  out of  $2f + 1$  and if nodes might be Byzantine, local-majority is  $2f + 1$  out of  $3f + 1$ ). Since any two local-majority  $Q$  and  $Q'$  intersect on at least one non-faulty node and non-faulty nodes do not behave maliciously, if  $m \neq m'$  then  $\alpha \neq \alpha'$ , hence agreement is guaranteed.

**Proposition 4.2** (*Validity*) If a non-faulty node  $r$  commits  $m$ , then  $m$  must have been proposed by some node  $\pi$ .

**Proof:** For crash-only clusters validity is guaranteed as crash-only nodes do not send fictitious messages. Since the adversary cannot subvert standard cryptographic assumptions (as explained in Section 3), validity is guaranteed for Byzantine clusters as well. All messages are signed and include the request or its digest (to prevent changes and alterations to any part of the message). As a result, if request  $m$  is committed by non-faulty node  $r$ , the same request must have been proposed earlier by some node  $\pi$ .



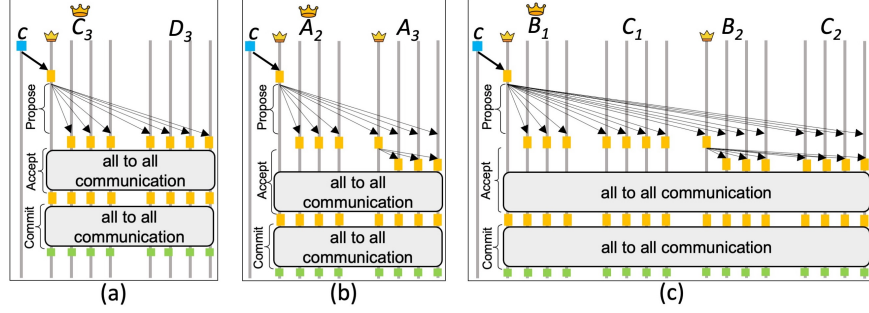


Figure 6: (a) intra-shard cross-enterprise, (b) cross-shard intra-enterprise, and (c) cross-shard cross-enterprise flattened consensus protocols

**Proposition 4.3 (Consistency)** Let  $\mathcal{P}(m)$  denote the set of involved clusters in a request  $m$ . For any two committed requests  $m$  and  $m'$  and any two nodes  $r_1$  and  $r_2$  such that  $r_1 \in P_i$ ,  $r_2 \in P_j$ , and  $\{P_i, P_j\} \in \mathcal{P}(m) \cap \mathcal{P}(m')$ , if  $m$  is committed after  $m'$  on  $r_1$ , then  $m$  is committed after  $m'$  on  $r_2$ .

**Proof:** For intra-shard cross-enterprise transactions, consistency is guaranteed as all clusters in  $\mathcal{P}(m)$  maintain the same data shard. For cross-shard transactions, as discussed in Sections 4.3.2 and 4.3.3, the primary of the coordinator as well as all involved clusters processes the request only if there is no concurrent (uncommitted) request  $m'$  where  $m$  and  $m'$  intersect in at least 2 shards. Committing request  $m$  requires sufficient prepared messages from every involved cluster, hence,  $m$  cannot be committed in any cluster until  $m'$  is committed.

**Proposition 4.4 (Liveness)** A request  $m$  issued by a correct client eventually completes.

**Proof:** Qanaat guarantees liveness *only* during periods of synchrony (FLP result [43]). If the primary of the coordinator cluster is faulty, e.g., does not multicast valid prepare or commit messages, or the primary of an involved cluster that needs to run consensus is faulty and does not multicast valid prepared messages, as explained in Section 4.3.4, its failure will be detected using timeouts. As explained, nodes use different timers for intra-cluster and cross-cluster transactions where the timer for cross-cluster transactions is long enough to allow nodes to communicate with each other and establish consensus, i.e. at least 3 times the WAN round-trip for cross-cluster transactions to allow a view-change routine to complete without replacing the primary node again. If a newly elected leader is not able to change the view, the timeout is doubled (as in PBFT [28]). This adjustment is needed to ensure that some transactions will be committed, i.e., nodes are synchronized. Qanaat uses the primary failure handling routine of the internal consensus protocol, e.g., view-change in PBFT, to elect a new primary.

Two coordinator clusters might initiate concurrent transactions on the same data shard of the same data collection with inconsistent IDs, e.g., both have the same local ID, and the involved clusters receive these transactions in a different order. In this case, neither of the concurrent transactions receive prepared messages from all involved clusters resulting in a deadlock situation. In such a situation, once the timer of a coordinator cluster for its transaction expires, the coordinator cluster sends a new prepare message to the involved clusters to resolve the deadlock. Qanaat assigns different timers to different clusters to prevent parallel and consecutive deadlock situations. To prevent deadlock situations, Qanaat can consider a designated coordinator cluster for each (shard of a) data collection. An enterprise, however, might not want to consume its resources to coordinate transactions that are initiated by other enterprises.

#### 4.4 Flattened Consensus

The flattened consensus protocols of Qanaat, in contrast to the flattened cross-shard consensus protocols, e.g., SharPer [9], which are designed for single-enterprise environments, support multiple multi-shard collaborative enterprises.

**Propose:** Upon receiving a transaction, the primary of the coordinator cluster sends a signed propose message to the nodes of all involved clusters.

**Accept:** This phase is handled differently in different protocols.

Intra-shard cross-enterprise transactions: All involved clusters, e.g.,  $C_3$  and  $D_3$  in Figure 6(a), maintain the same data shard. Upon receiving a **propose** message from the primary of the coordinator cluster, each node (in the coordinator, e.g.,  $C_3$  or another involved cluster, e.g.,  $D_3$ ) validates the message and its ID and multicasts an **accept** message to all nodes of every involved cluster.

Cross-shard intra-enterprise transactions: The involved clusters, e.g.,  $A_2$  and  $A_3$ , maintain different shards of a local data collection, e.g.,  $d_A$ . Upon receiving a **propose** message including  $ID_i$  from the coordinator cluster, e.g.,  $A_2$ , the primary of each non-coordinator cluster, e.g.,  $A_3$ , assigns an  $ID_j$  and sends an **accept** message (including both IDs) to the nodes of its clusters. Each node then multicasts an **accept** message to all nodes of every involved cluster.

Cross-shard cross-enterprise transactions: While different involved clusters of each enterprise, e.g.,  $B_1$  and  $B_2$  of enterprise  $B$ , maintain different shards, e.g.,  $d_{BC}^1$  and  $d_{BC}^2$ , of a shared data collection, e.g.,  $d_{BC}$ , each data shard is replicated on one cluster of each involved enterprise, e.g.,  $d_{BC}^2$  is maintained by  $B_2$ , and  $C_2$ . Upon receiving a valid **propose** message from the coordinator cluster, e.g.,  $B_1$ , if the cluster belongs to the initiator enterprise, e.g.,  $B_2$ , its primary sends an **accept** message to the nodes of clusters that maintain the same shard, e.g.,  $B_2$  and  $C_2$ . Each node then sends an **accept** message to all nodes of every involved cluster.

**Commit:** Upon receiving valid matching **accept** messages from a local-majority of every involved cluster, each node multicasts a **commit** message to every node of all involved clusters. Once a node receives valid matching **commit** messages from the local-majority of every involved clusters, the node commits the transaction.

The flattened protocols of Qanaat enable clusters to commit a transaction in a smaller number of communication phases. For instance, a cross-shard intra-enterprise transaction can be committed using the flattened protocol in 3 cross-cluster communication steps. In contrast, using the coordinator-based protocol, the same transaction requires 3 cross-cluster and 9 intra-cluster communication steps (3 runs of PBFT). It also reduces the load on the coordinator cluster. We now discuss flattened consensus protocols in detail.

#### 4.4.1 Intra-Shard Cross-Enterprise Consensus

In the intra-shard cross-enterprise protocol, multiple clusters from different enterprises process a transaction on the same data shard of a shared data collection, e.g., clusters  $C_3$  and  $D_3$  on shard  $d_{CD}^3$  of shared data collection  $d_{CD}$  (Figure 6(a)). Upon receiving a valid request message  $m$ , the primary ordering node  $\pi(P_i)$  of the initiator cluster  $P_i$  assigns transaction ID (as discussed in Section 3.3) and multicasts a signed **propose** message  $\langle \text{PROPOSE}, \text{ID}, d, m \rangle_{\sigma_{\pi(P_i)}}$  to the nodes of all involved clusters where  $d = D(m)$  is the digest of request  $m$ . Upon receiving a **propose** message, each node  $r$  validates the digest, signature and ID, and multicasts a signed **accept** message  $\langle \text{ACCEPT}, \text{ID}, d \rangle_{\sigma_r}$  to all nodes of every involved cluster. Each node  $r$  waits for valid matching **accept** messages from a local-majority of every involved cluster and then multicasts a **commit** message including the transaction ID and its digest to every node of all involved clusters. The **propose** and **accept** phases of the protocol, similar to **pre-prepare** and **prepare** phases of PBFT, guarantee that non-faulty nodes agree on an order for the transactions. Finally, once an ordering node receives valid **commit** messages from the local-majority of all involved clusters that match its **commit** message, it generates a **commit** certificate by merging messages from all involved clusters. Each cluster then uses the transaction execution routine to execute the transaction and send **reply** back to the client.

#### 4.4.2 Cross-shard Intra-Enterprise consensus

The cross-shard intra-enterprise consensus protocol of Qanaat is inspired by the flattened cross-shard consensus protocols of SharPer [9]. In the cross-shard intra-enterprise consensus protocol, as shown in Figure 6(b), the involved clusters, e.g.,  $A_2$  and  $A_3$ , maintain different shards of a local data collection, e.g.,  $d_A$ . Upon receiving a valid request message  $m$ , the primary  $\pi(P_i)$  of the initiator cluster  $P_i$  assigns  $ID_i$  to the transaction and multicasts a **propose** message  $\mu = \langle \text{PROPOSE}, \text{ID}_i, d, m \rangle_{\sigma_{\pi(P_i)}}$  to all nodes of every involved cluster. Upon receiving a valid **propose** message, each primary node  $\pi(P_j)$  of an involved cluster  $P_j$  multicasts  $\langle \text{ACCEPT}, \text{ID}_i, \text{ID}_j, d, d_\mu \rangle_{\sigma_{\pi(P_j)}}$  to the nodes of its cluster where  $\text{ID}_j$  represents the order of  $m$  on data shard of cluster  $P_j$ . The digest of the **propose** message,  $d_\mu = D(\mu)$ , is added to link the **accept** message with the corresponding **propose** message enabling nodes to detect changes and alterations to any part of the message. The primary of the initiator and all involved clusters process the request only if there is no (concurrent)

uncommitted request  $m'$  where  $m$  and  $m'$  intersect in at least 2 shards. This is needed to ensure that requests are committed in different shards in the same order (global consistency) [9].

Each node  $r$  (including the primary) of an involved cluster  $P_j$  then multicasts a signed `accept` message  $\langle \text{ACCEPT}, \text{ID}_i, \text{ID}_j, d, r \rangle_{\sigma_r}$  to all nodes of every involved cluster. Upon receiving valid matching `accept` messages from the local-majority of all involved clusters  $P_i, P_j, \dots, P_k$ , each node  $r$  multicasts a  $\langle \text{COMMIT}, \text{ID}_i, \text{ID}_j, \dots, \text{ID}_k, d, r \rangle_{\sigma_r}$  message to every node of all involved clusters.

Upon receiving valid matching `commit` messages from the local-majority of every involved cluster, the node generates a `commit` certificate. The transaction execution routine then executes the transaction and appends the transaction to the ledger.

In this protocol, since all clusters belong to the same enterprise, if nodes of all involved clusters are crash-only, Qanaat processes transactions more efficiently. In that case, and upon receiving  $\langle \text{PROPOSE}, \text{ID}_i, d, m \rangle_{\sigma_{\pi(P_i)}}$  from the initiator primary  $\pi(P_i)$ , the primary node of each involved cluster  $P_j$  assigns  $\text{ID}_j$  to the transaction and multicasts an `accept` message to the ordering nodes of its cluster. Nodes of each involved cluster then send an `accept` message to *only* the initiator primary (in contrast to the previous protocol where nodes multicast `accept` messages to all nodes of every involved cluster). The initiator primary waits for  $f + 1$  valid matching `accept` messages from different nodes of every involved cluster and multicasts a `commit` message to every node of all involved clusters. Once an ordering node receives a valid `commit` message from the initiator primary, considers the transaction as committed.

### 4.4.3 Cross-Shard Cross-Enterprise consensus

The cross-shard cross-enterprise consensus protocol is needed when a transaction is executed on different shards of a non-local data collection shared between different enterprises, e.g., a transaction that is executed on data shards  $d_{BC}^1$  and  $d_{BC}^2$  of shared data collection  $d_{BC}$  where  $d_{BC}^1$  is maintained by  $B_1$  and  $C_1$  and  $d_{BC}^2$  is maintained by  $B_2$ , and  $C_2$  (Figure 6(c)).

In this case, different clusters of each enterprise maintain different data shards, e.g.,  $B_1$  and  $B_2$  maintain  $d_{BC}^1$  and  $d_{BC}^2$ , however, each data shard is replicated on only one cluster of each involved enterprise, e.g.,  $d_{BC}^1$  is replicated on  $B_1$  and  $C_1$ . In Qanaat, in order to improve performance, only the clusters of the initiator enterprise, e.g.,  $B_1$  and  $B_2$ , establish consensus on the transaction order and clusters of other enterprises, e.g.,  $C_1$  and  $C_2$ , validate the order.

The primary node  $\pi(P_i)$  of the initiator cluster  $P_i$  multicasts a signed `propose` message  $\mu = \langle \text{PROPOSE}, \text{ID}_i, d, m \rangle_{\sigma_{\pi(P_i)}}$  to the nodes of all involved clusters. Upon receiving a valid `propose` message, each primary node  $\pi(P_j)$  of an involved cluster  $P_j$  belonging to the initiator enterprise assigns an  $\text{ID}_j$  to the transaction and multicasts a signed  $\langle \text{ACCEPT}, \text{ID}_i, \text{ID}_j, d, d_\mu \rangle_{\sigma_{\pi(P_j)}}$  message to all the nodes of its cluster *and* all other clusters that maintain the same data shard. As before, primary nodes ensure consistency (i.e., no concurrent request with more than one shared shard) before processing a request. The `accept` and `commit` phases process the transaction in the same way as cross-shard intra-enterprise protocol.

### 4.4.4 Primary Failure Handling

We use the retransmission routine presented in [103] to handle unreliable communication between ordering nodes and execution nodes. In this section, we focus on the failure of the primary ordering node. If the timer of node  $r$  expires before it receives a `commit` certificate, it suspects that the primary might be faulty. When the primary node of a cluster fails, the primary failure handling routine of the internal consensus protocol, e.g., view-change in PBFT, is triggered by timeouts to elect a new primary.

While in the intra-shard cross-enterprise consensus, only the failure of the initiator primary node needs to be handled, in the second and third protocols, the primary node of any of the involved clusters that assign an ID, i.e., belongs to the initiator enterprise, might fail. In the intra-shard cross-enterprise consensus, if the timer of node  $r$  expires and  $r$  belongs to the initiator cluster, it initiates the failure handling routine of the internal consensus protocol, e.g., view-change in PBFT. Otherwise, if the node is in some other involved cluster, it multicasts a `commit-query` message including the request ID and its digest to the nodes of the initiator cluster. If nodes of the initiator cluster receive `commit-query` from the local-majority of an involved cluster for a request, they suspect their primary is faulty and did not send consistent `propose` messages. Nodes also log the query messages to detect denial-of-service attacks initiated by malicious nodes.

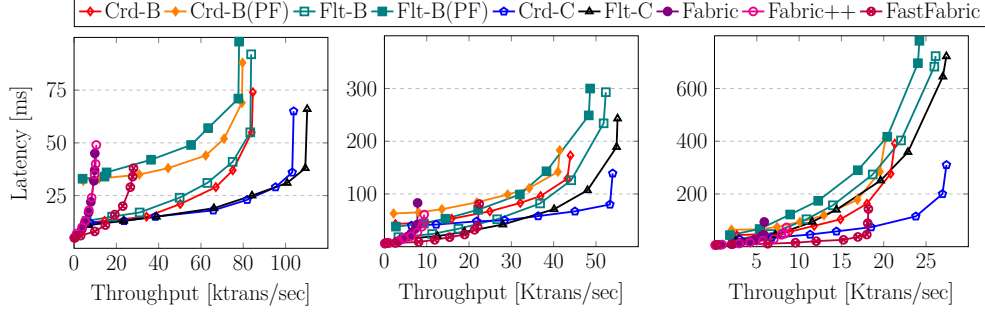


Figure 7: Workloads with (a) 10%, (b) 50%, (c) 90% intra-shard cross-enterprise transactions

In the second and third protocols, each transaction needs to be ordered by the initiator primary as well as the primary nodes of all clusters belonging to the initiator enterprise (i.e., which maintain different data shards). Suppose a malicious primary node (from the initiator or an involved cluster) sends a request with inconsistent ID to different nodes. In that case, nodes detect the failure in all to all communication phases of the protocol triggering the primary failure handling routine within the faulty primary cluster. Note that since `propose` and `accept` messages need to be multicast to all nodes, and all nodes of all involved clusters multicast `accept` and `commit` messages to each other, even if a malicious primary decides not to multicast a request to a group of nodes, it will be easily detected.

Finally, if a client does not receive a `reply` soon enough, it multicasts its `request` message to all ordering nodes of the cluster that it has already sent its request. If an ordering node has both the `commit` certificate (i.e., the request has already been ordered) and the `reply` certificate (i.e., the request has already been executed), the node simply sends the `reply` certificate to the client. If the node has not received the `reply` certificate, it re-sends the `commit` certificate to the filter nodes. Otherwise, if the node is not the primary, it relays the request to the primary. If the nodes do not receive `propose` messages, the primary will be suspected to be faulty.

#### 4.4.5 Correctness Argument

We briefly analyze the agreement and liveness properties of the flattened protocols. Validity, and consistency are proven in the same way as coordinator-based protocols.

**Lemma 4.5 (Agreement)** If node  $r$  commits request  $m$  with local ID  $\alpha$  in cluster  $P$ , no other non-faulty node commits request  $m'$  ( $m \neq m'$ ) with the same local ID  $\alpha$  in  $P$ .

**Proof:** The `propose` and `accept` phases of each presented consensus protocol guarantee that non-faulty nodes agree on the order of a transaction. To commit a request, matching messages from the local-majority of every involved cluster are needed. Given two requests  $m$  with local ID  $\alpha$  and  $m'$  with local ID  $\alpha'$  where local-majority  $Q$  agreed with  $m$  and local-majority  $Q'$  agreed with  $m'$ . Let  $m$  and  $m'$  ( $m \neq m'$ ) be two committed requests where  $ID(m) = [ID_i, ID_j, ID_k, \dots]$  and  $ID(m') = [ID'_k, ID'_l, ID'_m, \dots]$  respectively. Note that in intra-shard transactions, the ID includes a single part. Given an involved cluster  $P_k$  in the intersection of  $m$  and  $m'$  where  $ID_k(m) = \langle \alpha, \gamma \rangle$  and  $ID_k(m') = \langle \alpha', \gamma' \rangle$ . To commit  $m$  and  $m'$ , a local-majority  $Q$  agreed with  $m$  and local-majority  $Q'$  agreed with  $m'$ . Since  $Q$  and  $Q'$  intersect on at least one non-faulty node and non-faulty nodes do not behave maliciously, if  $m \neq m'$  then  $\alpha \neq \alpha'$ , hence agreement is guaranteed.

**Proposition 4.6 (Liveness)** A request  $m$  issued by a correct client eventually completes.

**Proof:** Qanaat guarantees liveness *only* during periods of synchrony. If the primary of a cluster that needs to order the request and assign ID is faulty, as explained in Section 4.4.4, its failure will be detected using timers and Qanaat uses the primary failure handling routine of the internal consensus protocol to elect a new primary. As explained for the coordinator-based protocols, nodes use different timers for intra-cluster and cross-cluster transactions where the timer for cross-cluster transactions is long enough to allow nodes to communicate with each other and establish consensus, i.e. at least 3 times the WAN round-trip for cross-cluster transactions to allow a view-change routine to complete without replacing the primary node again. If a newly elected leader is not able to change the view, the timeout is doubled (as in PBFT [28]). This

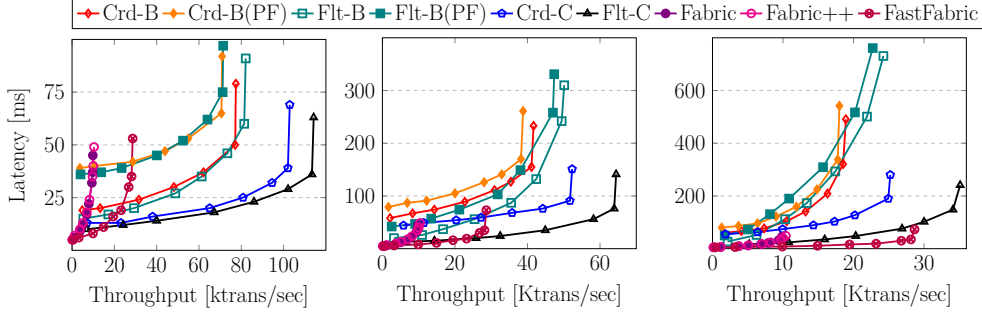


Figure 8: Workloads with (a) 10%, (b) 50%, (c) 90% cross-shard intra-enterprise transactions

adjustment is needed to ensure that some transactions will be committed, i.e., nodes are synchronized. The deadlock situation is addressed in the same way as the coordinator-based protocols.

## 5 Experimental Evaluation

Our evaluation has three goals: (1) comparing the performance of the coordinator-based and flattened consensus protocols in different workloads with different types of transactions; (2) demonstrating the overhead of using the privacy firewall mechanism [103] to provide confidentiality despite Byzantine faults; (3) comparing the performance of Qanaat with Hyperledger Fabric [12] and two of its variants, FastFabric [48] and Fabric++ [91], to analyze the impact of sharding and the performance trade-off between a higher number of shards versus a higher percentage of cross-shard transactions.

We analyze the impact of (1) the failure model of nodes, (2) the percentage of cross-enterprise transactions, (3) the percentage of cross-shard transactions, (4) the geo-distribution of clusters, (5) the number of involved enterprises, (6) the failure of nodes, and (7) the degrees of contention on the performance of these protocols and systems.

We have implemented a prototype of Qanaat using Java and deployed a simple asset management collaboration workflow. We use SmallBank benchmarks (modified it to be able to control cross-shard and cross-enterprise transactions). The workloads are write-heavy (sendPayment transactions are used to perform read and write in a single or multiple shards of data collection). The key selection distribution in each data collection is uniform with  $s$ -value = 0.

Other than Section 5.5 where we vary the number of enterprises, we consider an infrastructure with 4 enterprises. Each enterprise partitions its data into 4 shards. Each crash-only clusters includes  $2f + 1$  nodes that order and execute transactions while each Byzantine cluster includes  $3f + 1$  ordering nodes,  $2g + 1$  execution nodes and  $h + 1$  rows of  $h + 1$  filter nodes. To demonstrate the overhead of the privacy firewall mechanism, we also measure the performance of Byzantine clusters with only  $3f + 1$  nodes that order and execute transactions. In all experiments  $f = g = h = 1$ . We use Paxos and PBFT as the internal consensus protocols.

We consider a single-channel Fabric deployment (v2.2) where Raft [74] is its consensus protocol. We deploy four enterprises on the channel where enterprises can form public or private collaboration. Sharding was not possible in a single-channel Fabric deployment, however, we defined four endorsers to execute transactions of enterprises in parallel. We use a similar setting for FastFabric and Fabric++. FastFabric re-architects Fabric and provides efficient optimizations such as separating endorsers from storage nodes and sending transaction hashes to orderers. Fabric++, on the other hand, presents transaction reordering and early abort mechanisms to improve the performance of Fabric, especially in contentious workloads. We do not compare Qanaat with Caper [6] because Caper supports neither cross-enterprise transactions among a subset of enterprises nor sharding. Similarly, sharded permissioned blockchains like AHL [36] and SharPer [9] can only be compared to cross-shard intra-enterprise transactions as they do not support multi-enterprise environments.

The experiments were conducted on the Amazon EC2 platform on multiple VM instances. Other than the fourth set of experiments where clusters are distributed over 4 different AWS regions, in all experiments, clusters are placed in the same data center (California) with  $< 1$  ms ping latency. Each VM is a c4.2xlarge instance with 8 vCPUs and 15GB RAM, Intel Xeon E5-2666 v3 processor clocked at 3.50 GHz. The results reflect end-to-end measurements from the clients. Each experiment is run for 90 seconds (30s warmup/cool-

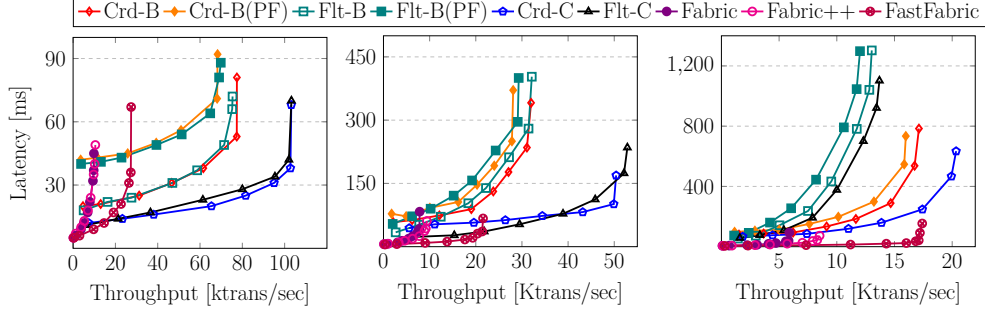


Figure 9: Workloads with (a) 10%, (b) 50%, (c) 90% cross-shard cross-enterprise transactions

down). The reported results are the average of five runs. we use an increasing number of requests, until the end-to-end throughput is saturated, and state the throughput and latency just below saturation.

### 5.1 Intra-Shard Cross-Enterprise Transactions

In the first set of experiments, we measure the performance of all protocols with different percentages, i.e., 10%, 50%, and 90%, of intra-shard cross-enterprise transactions. Each transaction is randomly initiated on a single data shard of a data collection shared among multiple enterprises. The number of involved enterprises depends on the data collection. Figure 7(a) demonstrate the results for the workload with 10% intra-shard cross-enterprise (and 90% internal) transactions. In this scenario and with crash-only nodes, Qanaat processes more than 110 ktps with 38 ms latency using the flattened protocol (Flt-C) and 103 ktps with 36 ms latency using the coordinator-based protocol (Crd-C) before the end-to-end throughput is saturated.

Fabric processes only 9.7 ktps (8% of the throughput of Flt-C) with 37 ms latency. While different endorsers of different enterprises execute their transactions in parallel, ordering the transactions of all enterprises by a single set of orderers becomes a bottleneck. This clearly demonstrates the impact of parallel ordering (due to sharding) in Qanaat, where different clusters order and execute their transactions independently. Fabric++ demonstrates only 3% higher throughput compared to Fabric with the same latency as it is able to reorder and early abort invalidated transactions. FastFabric, however, demonstrates 189% throughput improvement compared Fabric due to its optimized architecture. However, its throughput is still 26% of the throughput of Flt-C with the same latency.

With Byzantine nodes, the performance of the flattened protocol (Flt-B) and the coordinator-based protocol (Crd-B) is reduced, which is expected due to the higher complexity of BFT protocols. Using the privacy firewall mechanism results in 8% and 6% lower throughput in the coordinator-based (Crd-B(PF)) and flattened (Flt-B(PF)) protocols respectively before the end-to-end throughput is saturated. This slight throughput reduction is the result of two infrastructural changes. On one hand, using the privacy firewall mechanism, request and reply messages go through filters resulting in lower performance. On the other hand, separating ordering from execution reduces the performance overhead by decreasing the load on ordering nodes. The privacy firewall mechanism also increases the latency of transaction processing in different workloads by a constant coefficient. This is expected because the increased latency comes from sending messages through the filters, which is separated from the consensus routine; the bottleneck in heavy workloads. While this latency is considerable in light workloads, it becomes much lower in heavy workloads, e.g., 166% vs. 25% higher latency in Crd-B(PF) protocol.

Increasing the percentage of cross-enterprise transactions to 50%, as shown in Figure 7(b), reduces the throughput of all protocols. This is expected because a higher percentage of transactions requires cross-enterprise consensus. In this experiment, Flt-B processes 52 ktps with 230 ms latency while Crd-B processes 43 ktps (18% lower) with 130 ms latency (44% lower). This shows a trade-off between the number of communication phases and the quorum size. While the coordinator-based approach requires more phases of message passing (resulting in lower throughput), the quorum size of the flattened approach is larger, i.e., all nodes communicate with each other (resulting in higher latency). Using the privacy firewall mechanism, the throughput of Crd-B(PF) and Flt-B(PF) is increased by 5% and 7% respectively and their latency is increased by only 9% and 6% (compared to Crd-B and Flt-B) before the end-to-end throughput is saturated. These results demonstrate that as the ordering routine becomes heavily loaded, the overhead of using the privacy firewall mechanism is alleviated.

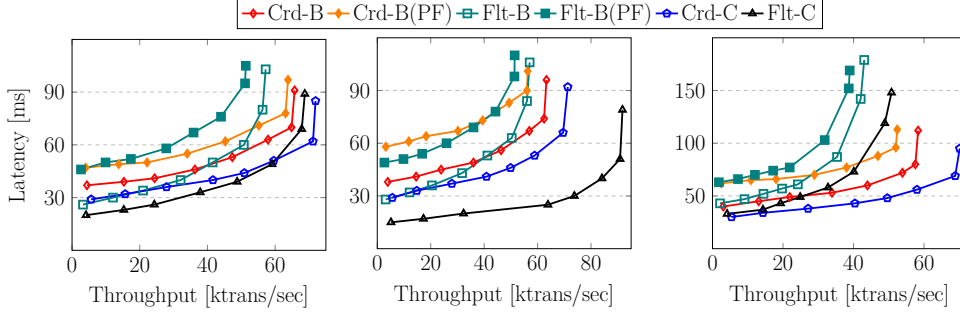


Figure 10: Scalability over spatial domains with (a) 10% intra-shard cross-enterprise, (b) 10% cross-shard intra-enterprise, (c) 10% cross-shard cross-enterprise transactions

The performance of Crd-C is significantly better than Crd-B (i.e., 23% higher throughput, 39% lower latency) in this scenario. This difference, however, is not remarkable in the flattened protocols. The reason is that in the coordinator-based protocol, consensus takes place within each cluster using the internal consensus protocols (Paxos in this case). However, in the flattened protocol, as shown in Figure 6(a), there is no internal consensus within clusters and a BFT protocol across enterprises establishes agreement.

The performance of Fabric is also affected by increasing the percentage of cross-enterprise transactions due to (1) the overhead of hashing techniques and (2) conflicting transactions [7, 47, 46, 91]. Interestingly, the throughput gap between Fabric and Fabric++ is increased to 18% (from 3%) in this scenario due to early abort and reordering mechanisms presented in Fabric++.

With 90% cross-enterprise transactions, as shown in Figure 7(c), the latency of Flt-B becomes very high (680 ms) due to its  $O(n^2)$  message communication. The performance of Flt-C and Flt-B becomes close to each other since in both cases, a BFT protocol is used for cross-enterprise consensus. In this experiment, FastFabric demonstrates the lowest latency (35% lower than Crd-C with 18 ktps) as it does not suffer from the overhead of message communication across clusters.

## 5.2 Cross-Shard Intra-Enterprise Transactions

In the second set of experiments, we measure the performance of coordinator-based and flattened cross-shard intra-enterprise protocols. Compared to the first set, these two protocols, in general, demonstrate lower throughput and higher latency due to the need for establishing consensus in *multiple* data shards. With Byzantine nodes and with 10% cross-shard transactions, as shown in Figure 8(a), the performance of Crd-B is still close to Flt-B. However, by increasing the percentage of cross-shard transactions to 50%, Flt-B shows 20% higher throughput. In this set of experiments, since all shards belong to a single enterprise, as explained in Section 4.4.2, Flt-C is implemented as a CFT protocol, and, as shown in Figure 8(a)-(c), has the best performance in all three workloads. Similar to the previous section, the overhead of using the privacy firewall mechanism is alleviated when the ordering nodes become highly loaded, e.g., the gap between the latency of Flt-B(PF) and Flt-B is reduced from 25% to 4% by increasing the percentage of cross-shard transactions from 10% to 90%. Since enterprises maintain their data on a single data shard, Fabric demonstrates the same performance in all three workloads, which is significantly worse than Qanaat. However, with 90% cross-shard transactions, similar to cross-enterprise transactions, FastFabric shows the lowest latency because only one cluster orders all transactions.

## 5.3 Cross-Shard Cross-Enterprise Transactions

In workloads consisting of cross-shard cross-enterprise transactions, as shown in Figure 9(a)-(c), the coordinator-based protocol shows better performance, especially with a higher percentage of cross-cluster transactions. In particular, with 90% cross-cluster transactions, Flt-B demonstrates 24% lower throughput and 93% higher latency compared to Crd-B. This is expected because cross-shard cross-enterprise transactions, as shown in Figures 5(c) and 6(c), require consensus among multiple clusters of multiple enterprises. As a result, the all to all communication phases of the flattened protocol result in high latency. Note that since clusters belong to different enterprises, even if nodes follow the crash failure model, a BFT across enterprises needs to establish agreement, hence, the performance is not significantly improved, i.e., Flt-C processes

Table 2: Performance with different number of Enterprises

Protocols	2 Enterprises		4 Enterprises		6 Enterprises		8 Enterprises	
	T[tps]	L[ms]	T[tps]	L[ms]	T[tps]	L[ms]	T[tps]	L[ms]
Crd-B	42023	45	79213	52	108672	53	141502	56
Crd-B(PF)	34011	65	72629	68	99810	70	129402	75
Flt-B	44209	58	81111	60	116559	61	154951	64
Flt-B(PF)	36091	70	73530	74	105023	77	143509	79
Crd-C	53581	33	104511	39	144311	41	189311	41
Flt-C	59302	31	108192	36	161864	37	214729	36

Table 3: Performance with faulty nodes

		Crd-B	Crd-B (PF)	Flt-B	Flt-B (PF)	Crd-C	Flt-C	Fabric	Fabric ++	Fast Fabric
Throu. (tps)	no fail	79213	72629	81111	73530	104511	108192	9743	10212	28142
	1 fail	69541	64032	67023	61672	98032	97034	9211	9661	26392
Latenc. (ms)	no fail	52	68	60	74	39	36	37	40	35
	1 fail	56	74	68	79	40	38	38	42	38

only 13.4 k transaction with 920 ms latency. Since cross-shard transactions do not affect the performance of Fabric, it demonstrates similar performance as intra-shard cross-enterprise transactions.

#### 5.4 Scalability Across Spatial Domains

In the next set of experiments, we measure the impact of network distance on the performance of the protocols. Clusters of different enterprises are distributed over four different AWS regions, i.e., Tokyo (*TY*), Seoul (*SU*), Virginia (*VA*), and California (*CA*) with the average Round-Trip Time (RTT):  $TY \rightleftharpoons SU$ : 33 ms,  $TY \rightleftharpoons VA$ : 148 ms,  $TY \rightleftharpoons CA$ : 107 ms,  $SU \rightleftharpoons VA$ : 175 ms,  $SU \rightleftharpoons CA$ : 135 ms, and  $VA \rightleftharpoons CA$ : 62 ms. We consider workloads with 90% *internal* transactions (the typical setting in partitioned databases [95]) and repeat the previous experiments, i.e., intra-shard cross-enterprise transactions (Figure 7(a)), cross-shard intra-enterprise transactions (Figure 8(a)), and cross-shard cross-enterprise transactions (Figure 9(a)). Since in Fabric, Fabric++, and FastFabric, all transactions are ordered by the same set of orderers, placing endorser nodes that execute transactions of different enterprises and orderer nodes in different locations far from each other is not plausible. Hence, we do not perform this set of experiments for Fabric and its variants.

With 10% intra-shard cross-enterprise transactions (Figure 10(a)), Flt-B demonstrates higher latency due to the message complexity of the protocol that requires all nodes to multicast messages to each other over a wide area network. With 10% cross-shard intra-enterprise transactions (Figure 10(b)), Flt-C demonstrates the best performance because clusters belong to the same enterprise and Qanaat processes transactions using a CFT protocol. Finally, With 10% cross-shard cross-enterprise transactions (Figure 10(c)), the coordinator-based protocols show better performance because of the two all to all communication phases of the flattened protocols that take place among distant clusters. Compared to the single datacenter setting, the overhead of using the privacy firewall mechanism is also reduced. With 10% intra-shard cross-enterprise transactions, Crd-B(PF) shows 3% lower throughput and 10% higher latency Compared to Crd-B while with the same workload and in the single datacenter setting, Crd-B(PF) demonstrates 6% lower throughput and 20% higher latency.

#### 5.5 Varying the number of Enterprises

We next measure the performance of different protocols by varying the number of enterprises from 2 to 8. The workloads include 90% internal and 10% cross-cluster transactions (typical workload). We do not report the results for Fabric and its variants because the ordering routine in those systems is the bottleneck, and increasing the number of enterprises does not significantly affect their performance. As shown in Table 2, by increasing the number of enterprises (clusters) the throughput of all protocols is increased almost linearly. This is expected because 90% of transactions are internal where for such transactions, the throughput of the entire system will increase linearly with the increasing number of clusters. In addition, since cross-cluster transactions access two clusters, by increasing the number of clusters, the chance of parallel processing of such transactions is increased. With 8 enterprises, Flt-C processes 214 ktps with 36 ms latency.



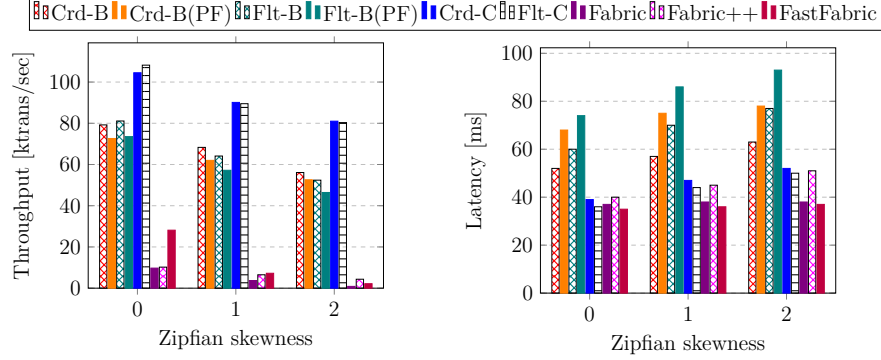


Figure 11: Performance with different Zipfian skewness

### 5.6 Performance with Faulty Nodes

In this set of experiments, we force a non-primary ordering node to fail ( $f = 1$ ) and repeat the first set of experiments. In case of Crd-B(PF) and Flt-B(PF), one ordering node, one execution node and one filter are failed. As can be seen in Table 3, since all protocols are pessimistic and quorums can be constructed even if  $f$  nodes (in our experiments, 1) fail, the failure of a single node does not reduce the performance of different systems significantly. For example, Crd-B(PF) incurs 12% throughput reduction and 9% higher latency.

### 5.7 Varying the Degree of Contention

We next measure the impact of conflicting transactions on the performance of different systems. We use three workloads with Zipfian skewness equal to 0 (uniform distribution) 1 and 2 (high contention). The workloads include 90% *internal* and 10% cross-cluster transactions. Increasing the degree of contention slightly affects the performance of different protocols in Qanaat. This is because transactions are first ordered and then executed and the execution is performed sequentially. The performance of Fabric, however, reduces significantly (i.e., 91% throughput reduction) by increasing the workload contention. This is because in Fabric, transactions are simulated on the same state and if two transactions write the same record, one of them needs to be invalidated during the validation phase. FastFabric incurs a similar throughput reduction (92%) as it follows the workflow of Fabric. Fabric++, however, reorders transactions to resolve w-r conflicts and early aborts transactions with w-w conflicts. As a result, Fabric++ incurs 58% throughput reduction by increasing the skewness from 0 to 2.

## 6 Related Work

A *permissioned* blockchain system, e.g., [64, 31, 12, 72, 47, 46, 91, 55, 87, 2, 83] consists of a set of known, identified but possibly untrusted participants (permissioned blockchains are analyzed in several surveys and empirical studies [38, 27, 30, 86, 39, 92, 92, 8]). Several blockchains support confidential transactions in both the permissioned [29, 71] and permissionless [53, 26] settings. These systems, however, are not scalable and only support simple, financial transfers, not more complex database updates. Hyperledger Fabric [12] stores confidential data in private data collections [54] replicated on authorized enterprises. The hash of all private transactions, however, is appended to the single global ledger of every node resulting in low performance. Several variants of Fabric, e.g., Fast Fabric [47], XOX Fabric [46], Fabric++ [91], and FabricSharp [87], have been presented to improve its performance (as demonstrated in Section 5). Such systems, however, do not address the confidential data leakage and consistency challenges of Fabric. Fabric also can be combined with secure multiparty computation [18] but this does not address performance issues. Capex [6] supports private internal and public global transactions of collaborative enterprises. Capex, however, does not address transactions among a subset of enterprises, consistency across collaboration workflows, confidential data leakage prevention, and multi-shard enterprises.

The zero-knowledge proof techniques used in Quorum [31] to support private transactions have also considerable overhead [12] especially in an environment where most transactions might be local. Enterprises can also maintain their independent blockchains and use cross-chain transactions [52, 104] for confidential

cross-enterprise collaboration. Such techniques, however, are often costly, complex, and mainly designed for permissionless blockchains. Hawk [62], Arbitrum [57], Ekiden [33], Zkay [93] and zexe [22] are other blockchains that support confidential transactions at the application layer. These systems do not address the consensus and data layers that are the focus of Qanaat. To support confidential transactions, e.g. Hawk [62] (which requires a semi-trusted manager), Arbitrum [57] (which allows users to delegate managers, who can execute contracts in an off-chain Virtual Machine), Ekiden [33] (which relies on trusted hardware) or Zkay [93] and zexe [22] (which use Zero-Knowledge proofs) have been proposed. These systems focus on the application layer and do not attempt to address the consensus and data layers that are the focus of Qanaat. Hence, these systems are complementary to Qanaat, and some of these tools could be adapted to provide private contracting capabilities on top of the Qanaat ledger. Related to blockchain confidentiality, tracking handover of calls [68], secure data provenance [85], verifiable data sharing [41], tamper evidence storage [100], global asset management [105], verifiable query processing [101, 80, 107], on-chain secret management [59] and private membership attestation [102] have been studied.

Data sharding techniques are used in distributed databases [56, 96, 35, 45, 16, 37, 24, 95] with crash-only nodes and in permissioned blockchain systems, e.g., AHL [36], Blockplane [73], chainspace [3], SharPer [9], and Saguaro [11] with Byzantine nodes.

AHL [36] uses a similar technique as permissionless blockchains Elastico [67], OmniLedger [60], and Rapid-chain [106], provides probabilistic safety guarantees, and processes cross-shard transactions in a centralized manner. SharPer [9] in contrast to AHL, guarantees deterministic safety and processes transactions in a flattened manner. Scalability over spatial domains has also been studied in ResilientDB [49, 50], and Saguaro [11]. Qanaat, in contrast to all these systems, supports multi-enterprise environments and guarantees confidentiality.

## 7 Conclusion

In this paper, we proposed Qanaat, a permissioned blockchain system to support the scalability and confidentiality requirements of multi-enterprise applications. To guarantee collaboration confidentiality, Qanaat constructs a hierarchical data model consisting of a set of data collections for each collaboration workflow. Every subset of enterprises is able to form a confidential collaboration private from other enterprises and execute transactions on a private data collection shared between only the involved enterprises. To prevent confidential data leakage, Qanaat utilizes the privacy firewall mechanism [103]. To support scalability, each enterprise partitions its data into different data shards. Qanaat further presents a transaction ordering scheme that enforces only the necessary and sufficient constraints to guarantee data consistency. Finally, a suite of consensus protocols is presented to process different types of intra-shard and cross-shard transactions within and across enterprises. Our experimental results clearly demonstrate the scalability of Qanaat in comparison to Fabric and its variants. Moreover, while coordinator-based protocols demonstrate better performance in cross-enterprise transactions, flattened protocols show higher performance in cross-shard transactions.

## Acknowledgement

This work is funded by NSF grants CNS-1703560, CNS-1815733, and CNS-2104882 and by ONR grant 130.1303.4.573135.3000.2000.0292.

## References

- [1] A. T. Aborode, W. A. Awuah, S. Talukder, A. A. Oyeyemi, E. P. Nansubuga, P. Machai, H. Tillewein, and C. I. Oko. Fake covid-19 vaccinations in africa. *Postgraduate medical journal*, 98(1159):317–318, 2022.
- [2] R. R. Agarwal, D. Kumar, L. Golab, and S. Keshav. Consentio: Managing consent to data access using permissioned blockchains. In *Int. Conf. on Blockchain and Cryptocurrency (ICBC)*, pages 1–9. IEEE, 2020.
- [3] M. Al-Bassam, A. Sonnino, S. Bano, D. Hrycyszyn, and G. Danezis. Chainspace: A sharded smart contracts platform. In *Network and Distributed System Security Symposium (NDSS)*, 2018.

- [4] S. T. Alam, S. Ahmed, S. M. Ali, S. Sarker, G. Kabir, et al. Challenges to covid-19 vaccine supply chain: Implications for sustainable development goals. *International Journal of Production Economics*, 239:108193, 2021.
- [5] J. Amankwah-Amoah. Covid-19 and counterfeit vaccines: Global implications, new challenges and opportunities. *Health Policy and Technology*, page 100630, 2022.
- [6] M. J. Amiri, D. Agrawal, and A. El Abbadi. Caper: a cross-application permissioned blockchain. *Proc. of the VLDB Endowment*, 12(11):1385–1398, 2019.
- [7] M. J. Amiri, D. Agrawal, and A. El Abbadi. Parblockchain: Leveraging transaction parallelism in permissioned blockchain systems. In *Int. Conf. on Distributed Computing Systems (ICDCS)*, pages 1337–1347. IEEE, 2019.
- [8] M. J. Amiri, D. Agrawal, and A. El Abbadi. Permissioned blockchains: Properties, techniques and applications. In *SIGMOD Int. Conf. on Management of Data*, pages 2813–2820, 2021.
- [9] M. J. Amiri, D. Agrawal, and A. El Abbadi. Sharper: Sharding permissioned blockchains over network clusters. In *SIGMOD Int. Conf. on Management of Data*, pages 76–88. ACM, 2021.
- [10] M. J. Amiri, J. Duguépéroux, T. Allard, D. Agrawal, and A. El Abbadi. Separ: Separ: Towards regulating future of work multi-platform crowdworking environments with privacy guarantees. In *Proceedings of The Web Conf. (WWW)*, pages 1891–1903, 2021.
- [11] M. J. Amiri, Z. Lai, L. Patel, B. Thau Loo, E. Loo, and W. Zhou. Saguario: Efficient processing of transactions in wide area networks using a hierarchical permissioned blockchain. *arXiv preprint arXiv:2101.08819*, 2021.
- [12] E. Androulaki, A. Barger, V. Bortnikov, C. Cachin, et al. Hyperledger fabric: a distributed operating system for permissioned blockchains. In *European Conf. on Computer Systems (EuroSys)*, page 30. ACM, 2018.
- [13] E. Androulaki, C. Cachin, A. De Caro, and E. Kokoris-Kogias. Channels: Horizontal scaling and confidentiality on permissioned blockchains. In *European Symposium on Research in Computer Security (ESORICS)*, pages 111–131. Springer, 2018.
- [14] D. W. Archer, D. Bogdanov, Y. Lindell, L. Kamm, K. Nielsen, J. I. Pagter, N. P. Smart, and R. N. Wright. From keys to databases—real-world applications of secure multi-party computation. *The Computer Journal*, 61(12):1749–1771, 2018.
- [15] A. Azaria, A. Ekblaw, T. Vieira, and A. Lippman. Medrec: Using blockchain for medical data access and permission management. In *Int. Conf. on Open and Big Data (OBD)*, pages 25–30. IEEE, 2016.
- [16] J. Baker, C. Bond, J. C. Corbett, J. Furman, A. Khorlin, J. Larson, J.-M. Leon, Y. Li, A. Lloyd, and V. Yushprakh. Megastore: Providing scalable, highly available storage for interactive services. In *Conf. on Innovative Data Systems Research (CIDR)*, 2011.
- [17] BBC News. Coronavirus: Pfizer confirms fake versions of vaccine in poland and mexico. <https://www.bbc.com/news/world-56844149>, April 2021.
- [18] F. Benhamouda, S. Halevi, and T. Halevi. Supporting private data on hyperledger fabric with secure multiparty computation. *IBM Journal of Research and Development*, 63(2/3):3–1, 2019.
- [19] G. Benigno, J. di Giovanni, J. J. Groen, and A. Noble. Global supply chain pressure index: May 2022 update. <https://libertystreeteconomics.newyorkfed.org/2022/05/global-supply-chain-pressure-index-may-2022-update/>, 2022.
- [20] A. Bessani, M. Correia, B. Quaresma, F. André, and P. Sousa. Depsky: dependable and secure storage in a cloud-of-clouds. *Transactions on Storage (TOS)*, 9(4):12, 2013.
- [21] A. N. Bessani, E. P. Alchieri, M. Correia, and J. S. Fraga. Depspace: a byzantine fault-tolerant coordination service. In *ACM SIGOPS/EuroSys European Conference on Computer Systems*, pages 163–176, 2008.
- [22] S. Bowe, A. Chiesa, M. Green, I. Miers, P. Mishra, and H. Wu. Zexe: Enabling decentralized private computation. In *Symposium on Security and Privacy (SP)*, pages 947–964. IEEE, 2020.
- [23] G. Bracha and S. Toueg. Asynchronous consensus and broadcast protocols. *Journal of the ACM (JACM)*, 32(4):824–840, 1985.
- [24] N. Bronson, Z. Amsden, G. Cabrera, P. Chakka, P. Dimov, H. Ding, J. Ferris, A. Giardullo, S. Kulkarni, H. Li, et al. Tao: Facebook’s distributed data store for the social graph. In *Annual Technical Conf. (ATC)*, pages 49–60. USENIX Association, 2013.

- [25] L. Bruggeman and S. Pezenik. Emergent biosolutions discarded ingredients for 400 million covid-19 vaccines, probe finds. <https://abcnews.go.com/US/emergent-biosolutions-discarded-ingredients-400-million-covid-19/story?id=84604285>, 2022.
- [26] B. Bünz, S. Agrawal, M. Zamani, and D. Boneh. Zether: Towards privacy in a smart contract world. In *Int. Conf. on Financial Cryptography and Data Security*, pages 423–443. Springer, 2020.
- [27] C. Cachin and M. Vukolić. Blockchain consensus protocols in the wild. In *Int. Symposium on Distributed Computing (DISC)*, pages 1–16, 2017.
- [28] M. Castro, B. Liskov, et al. Practical byzantine fault tolerance. In *Symposium on Operating systems design and implementation (OSDI)*, volume 99, pages 173–186. USENIX Association, 1999.
- [29] E. Cecchetti, F. Zhang, Y. Ji, A. Kosba, A. Juels, and E. Shi. Solidus: Confidential distributed ledger transactions via pvorm. In *SIGSAC Conf. on Computer and Communications Security*, pages 701–717. ACM, 2017.
- [30] J. A. Chacko, R. Mayer, and H.-A. Jacobsen. Why do my blockchain transactions fail? a study of hyperledger fabric. In *SIGMOD Int. Conf. on Management of Data*, pages 221–234. ACM, 2021.
- [31] J. M. Chase. Quorum white paper, 2016.
- [32] J. Chen, T. Cai, W. He, L. Chen, G. Zhao, W. Zou, and L. Guo. A blockchain-driven supply chain finance application for auto retail industry. *Entropy*, 22(1):95, 2020.
- [33] R. Cheng, F. Zhang, J. Kos, W. He, N. Hynes, N. Johnson, A. Juels, A. Miller, and D. Song. Ekiden: A platform for confidentiality-preserving, trustworthy, and performant smart contracts. In *European Symposium on Security and Privacy (EuroS&P)*, pages 185–200. IEEE, 2019.
- [34] O. P. Choudhary, Priyanka, I. Singh, T. A. Mohammed, and A. J. Rodriguez-Morales. Fake covid-19 vaccines: scams hampering the vaccination drive in india and possibly other countries. *Human Vaccines & Immunotherapeutics*, pages 1–2, 2021.
- [35] J. C. Corbett, J. Dean, M. Epstein, A. Fikes, et al. Spanner: Google’s globally distributed database. *Transactions on Computer Systems (TOCS)*, 31(3):8, 2013.
- [36] H. Dang, T. T. A. Dinh, D. Loghin, E.-C. Chang, Q. Lin, and B. C. Ooi. Towards scaling blockchain systems via sharding. In *SIGMOD Int. Conf. on Management of Data*. ACM, 2019.
- [37] G. DeCandia, D. Hastorun, M. Jampani, G. Kakulapati, A. Lakshman, A. Pilchin, S. Sivasubramanian, P. Voshall, and W. Vogels. Dynamo: amazon’s highly available key-value store. In *Operating Systems Review (OSR)*, volume 41, pages 205–220. ACM SIGOPS, 2007.
- [38] T. T. A. Dinh, R. Liu, M. Zhang, G. Chen, B. C. Ooi, and J. Wang. Untangling blockchain: A data processing view of blockchain systems. *IEEE transactions on knowledge and data engineering*, 30(7):1366–1385, 2018.
- [39] T. T. A. Dinh, J. Wang, G. Chen, R. Liu, B. C. Ooi, and K.-L. Tan. Blockbench: A framework for analyzing private blockchains. In *SIGMOD Int. Conf. on Management of Data*, pages 1085–1100. ACM, 2017.
- [40] S. Duan and H. Zhang. Practical state machine replication with confidentiality. In *Symposium on Reliable Distributed Systems (SRDS)*, pages 187–196. IEEE, 2016.
- [41] M. El-Hindi, C. Binnig, A. Arasu, D. Kossmann, and R. Ramamurthy. Blockchaindb: A shared database on blockchains. *Proceedings of the VLDB Endowment*, 12(11):1597–1609, 2019.
- [42] D. Evans, V. Kolesnikov, and M. Rosulek. A pragmatic introduction to secure multi-party computation. *Foundations and Trends® in Privacy and Security*, 2(2-3), 2017.
- [43] M. J. Fischer, N. A. Lynch, and M. S. Paterson. Impossibility of distributed consensus with one faulty process. *Journal of the ACM (JACM)*, 32(2):374–382, 1985.
- [44] A. Gabizon and Z. J. Williamson. Plonk: Permutations over lagrange-bases for oecumenical noninteractive arguments of knowledge. 2019.
- [45] L. Glendenning, I. Beschastnikh, A. Krishnamurthy, and T. Anderson. Scalable consistency in scatter. In *Symposium on Operating Systems Principles (SOSP)*, pages 15–28. ACM, 2011.
- [46] C. Gorenflo, L. Golab, and S. Keshav. Xox fabric: A hybrid approach to transaction execution. In *Int. Conf. on Blockchain and Cryptocurrency (ICBC)*, pages 1–9. IEEE, 2020.

- [47] C. Gorenflo, S. Lee, L. Golab, and S. Keshav. Fastfabric: Scaling hyperledger fabric to 20,000 transactions per second. In *Int. Conf. on Blockchain and Cryptocurrency (ICBC)*, pages 455–463. IEEE, 2019.
- [48] C. Gorenflo, S. Lee, L. Golab, and S. Keshav. Fastfabric: Scaling hyperledger fabric to 20,000 transactions per second. *arXiv preprint arXiv:1901.00910*, 2019.
- [49] S. Gupta, S. Rahnema, J. Hellings, and M. Sadoghi. Resilientdb: Global scale resilient blockchain fabric. *Proceedings of the VLDB Endowment*, 13(6):868–883, 2020.
- [50] S. Gupta, S. Rahnema, and M. Sadoghi. Permissioned blockchain through the looking glass: Architectural and implementation lessons learned. In *Int. Conf. on Distributed Computing Systems (ICDCS)*, pages 754–764. IEEE, 2020.
- [51] S. Han, Z. Xu, Y. Zeng, and L. Chen. Fluid: A blockchain based framework for crowdsourcing. In *SIGMOD Int. Conf. on Management of Data*, pages 1921–1924. ACM, 2019.
- [52] M. Herlihy. Atomic cross-chain swaps. In *Symposium on Principles of Distributed Computing (PODC)*, pages 245–254. ACM, 2018.
- [53] D. Hopwood, S. Bowie, T. Hornby, and N. Wilcox. Zcash protocol specification. *GitHub: San Francisco, CA, USA*, 2016.
- [54] Hyperledger. Private data collections: A high-level overview. <https://www.hyperledger.org/blog/2018/10/23/private-data-collections-a-high-level-overview>.
- [55] Z. István, A. Sorniotti, and M. Vukolić. Streamchain: Do blockchains need blocks? In *Workshop on Scalable and Resilient Infrastructures for Distributed Ledgers (SERIAL)*, pages 1–6. ACM, 2018.
- [56] R. Kallman, H. Kimura, J. Natkins, A. Pavlo, A. Rasin, S. Zdonik, E. P. Jones, S. Madden, M. Stonebraker, Y. Zhang, et al. H-store: a high-performance, distributed main memory transaction processing system. *Proc. of the VLDB Endowment*, 1(2):1496–1499, 2008.
- [57] H. Kalodner, S. Goldfeder, X. Chen, S. M. Weinberg, and E. W. Felten. Arbitrum: Scalable, private smart contracts. In *USENIX Security Symposium*, pages 1353–1370, 2018.
- [58] M. Khan and A. Babay. Toward intrusion tolerance as a service: Confidentiality in partially cloud-based bft systems. In *Int. Conf. on Dependable Systems and Networks (DSN)*, pages 14–25. IEEE, 2021.
- [59] E. Kokoris-Kogias, E. C. Alp, L. Gasser, P. Jovanovic, E. Syta, and B. Ford. Calypso: Private data management for decentralized ledgers. *Proceedings of the VLDB Endowment*, 14(4):586–599, 2020.
- [60] E. Kokoris-Kogias, P. Jovanovic, L. Gasser, N. Gailly, E. Syta, and B. Ford. Omniledger: A secure, scale-out, decentralized ledger via sharding. In *Symposium on Security and Privacy (SP)*, pages 583–598. IEEE, 2018.
- [61] K. Korpela, J. Hallikas, and T. Dahlberg. Digital supply chain transformation toward blockchain integration. In *Hawaii Int. Conf. on system sciences (HICSS)*, 2017.
- [62] A. Kosba, A. Miller, E. Shi, Z. Wen, and C. Papamanthou. Hawk: The blockchain model of cryptography and privacy-preserving smart contracts. In *Symposium on security and privacy (SP)*, pages 839–858. IEEE, 2016.
- [63] A. Kosba, C. Papamanthou, and E. Shi. xjsnark: A framework for efficient verifiable computation. In *2018 IEEE Symposium on Security and Privacy (SP)*, pages 944–961. IEEE, 2018.
- [64] J. Kwon. Tendermint: Consensus without mining. 2014.
- [65] L. Lamport. Time, clocks, and the ordering of events in a distributed system. *Communications of the ACM*, 21(7):558–565, 1978.
- [66] L. Lamport. Paxos made simple. *ACM Sigact News*, 32(4):18–25, 2001.
- [67] L. Luu, V. Narayanan, C. Zheng, K. Baweja, S. Gilbert, and P. Saxena. A secure sharding protocol for open blockchains. In *SIGSAC Conf. on Computer and Communications Security (CCS)*, pages 17–30. ACM, 2016.
- [68] S. Ma, T. Dasu, Y. Kanza, D. Srivastava, and L. Xiong. Fraud buster: Tracking irsf using blockchain while protecting business confidentiality. In *CIDR*, 2021.
- [69] M. Maller, S. Bowie, M. Kohlweiss, and S. Meiklejohn. Sonic: Zero-knowledge snarks from linear-size universal and updatable structured reference strings. In *Proceedings of the 2019 ACM SIGSAC Conference on Computer and Communications Security*, pages 2111–2128, 2019.

- [70] M. A. Marsh and F. B. Schneider. Codex: A robust and secure secret distribution system. *Transactions on Dependable and secure Computing*, 1(1):34–47, 2004.
- [71] N. Narula, W. Vasquez, and M. Virza. zkledger: Privacy-preserving auditing for distributed ledgers. In *15th {USENIX} Symposium on Networked Systems Design and Implementation ({NSDI} 18)*, pages 65–80, 2018.
- [72] S. Nathan, C. Govindarajan, A. Saraf, M. Sethi, and P. Jayachandran. Blockchain meets database: design and implementation of a blockchain relational database. *Proceedings of the VLDB Endowment*, 12(11):1539–1552, 2019.
- [73] F. Nawab and M. Sadoghi. Blockplane: A global-scale byzantizing middleware. In *2019 IEEE 35th Int. Conf. on Data Engineering (ICDE)*, pages 124–135. IEEE, 2019.
- [74] D. Ongaro and J. K. Ousterhout. In search of an understandable consensus algorithm. In *Annual Technical Conf. (ATC)*, pages 305–319. USENIX Association, 2014.
- [75] W. H. Organization. Medical product alert n°5/2021: Falsified covishield vaccine. <https://www.who.int/news/item/31-08-2021-medical-product-alert-n-5-2021-falsified-covishield-vaccine>, 2021.
- [76] W. H. Organization et al. A study on the public health and socioeconomic impact of substandard and falsified medical products. 2017.
- [77] P. Owen. Vaccine supply under threat from theft and counterfeits. <https://www.ttclub.com/news-and-resources/news/press-releases/2021/vaccine-supply-under-threat-from-theft-and-counterfeits/>, March 2021.
- [78] R. Padilha and F. Pedone. Belisarius: Bft storage with confidentiality. In *2011 IEEE 10th International Symposium on Network Computing and Applications*, pages 9–16. IEEE, 2011.
- [79] D. Patterson. Hackers are attacking the covid-19 vaccine supply chain. <https://www.cbsnews.com/news/covid-19-vaccine-hackers-supply-chain/>, 2021.
- [80] Y. Peng, M. Du, F. Li, R. Cheng, and D. Song. Falcondb: Blockchain-based collaborative database. In *SIGMOD Int. Conf. on Management of Data*, pages 637–652, 2020.
- [81] Z. Peng, C. Xu, H. Wang, J. Huang, J. Xu, and X. Chu. P2b-trace: Privacy-preserving blockchain-based contact tracing to combat pandemics. In *SIGMOD Int. Conf. on Management of Data*, pages 2389–2393, 2021.
- [82] Z. Peng, J. Xu, X. Chu, S. Gao, Y. Yao, R. Gu, and Y. Tang. Vfchain: Enabling verifiable and auditable federated learning via blockchain systems. *IEEE Transactions on Network Science and Engineering*, 2021.
- [83] J. Qi, X. Chen, Y. Jiang, J. Jiang, T. Shen, S. Zhao, S. Wang, G. Zhang, L. Chen, M. H. Au, et al. Bidl: A high-throughput, low-latency permissioned blockchain framework for datacenter networks. In *Symposium on Operating Systems Principles (SOSP)*, pages 18–34. ACM SIGOPS, 2021.
- [84] S. Reilly, J. Paladino, J. Lambert, and M. Stiles. Fake vaccine cards are everywhere. it’s a public health nightmare. <https://www.grid.news/story/science/2022/01/25/fake-vaccine-cards-are-everywhere-its-a-public-health-nightmare/>, 2022.
- [85] P. Ruan, G. Chen, T. T. A. Dinh, Q. Lin, B. C. Ooi, and M. Zhang. Fine-grained, secure and efficient data provenance on blockchain systems. *Proceedings of the VLDB Endowment*, 12(9):975–988, 2019.
- [86] P. Ruan, T. T. A. Dinh, D. Loghin, M. Zhang, G. Chen, Q. Lin, and B. C. Ooi. Blockchains vs. distributed databases: Dichotomy and fusion. In *SIGMOD Int. Conf. on Management of Data*, pages 1504–1517, 2021.
- [87] P. Ruan, D. Loghin, Q.-T. Ta, M. Zhang, G. Chen, and B. C. Ooi. A transactional perspective on execute-order-validate blockchains. In *SIGMOD Int. Conf. on Management of Data*, pages 543–557. ACM, 2020.
- [88] Sanofi. Journey of vaccine: a complex manufacturing process. <https://www.sanofi.com/en/your-health/vaccines/production>, 2019.
- [89] S. Schiffing and N. Valantasis Kanellos. Shanghai: world’s biggest port is returning to normal, but supply chains will get worse before they get better. <https://theconversation.com/shanghai-worlds-biggest-port-is-returning-to-normal-but-supply-chains-will-get-worse-before-they-get-better-182720>, 2022.

- [90] F. B. Schneider. Implementing fault-tolerant services using the state machine approach: A tutorial. *Computing Surveys (CSUR)*, 22(4):299–319, 1990.
- [91] A. Sharma, F. M. Schuhknecht, D. Agrawal, and J. Dittrich. Blurring the lines between blockchains and database systems: the case of hyperledger fabric. In *SIGMOD Int. Conf. on Management of Data*, pages 105–122. ACM, 2019.
- [92] M.-K. Sit, M. Bravo, and Z. István. An experimental framework for improving the performance of bft consensus for future permissioned blockchains. In *Proceedings of the 15th ACM Int. Conf. on Distributed and Event-based Systems*, pages 55–65, 2021.
- [93] S. Steffen, B. Bichsel, M. Gersbach, N. Melchior, P. Tsankov, and M. Vechev. zkay: Specifying and enforcing data privacy in smart contracts. In *ACM SIGSAC Conf. on Computer and Communications Security (CCS)*, pages 1759–1776, 2019.
- [94] J. Stone. How counterfeit covid-19 vaccines and vaccination cards endanger us all. <https://www.forbes.com/sites/judystone/2021/03/31/how-counterfeit-covid-19-vaccines-and-vaccination-cards-endanger-us-all/?sh=eaddb0e36495>, 2021.
- [95] R. Taft, E. Mansour, M. Serafini, J. Duggan, A. J. Elmore, A. Abounaga, A. Pavlo, and M. Stonebraker. E-store: Fine-grained elastic partitioning for distributed transaction processing systems. *Proc. of the VLDB Endowment*, 8(3):245–256, 2014.
- [96] A. Thomson, T. Diamond, S.-C. Weng, K. Ren, P. Shao, and D. J. Abadi. Calvin: fast distributed transactions for partitioned database systems. In *SIGMOD Int. Conf. on Management of Data*, pages 1–12. ACM, 2012.
- [97] F. Tian. A supply chain traceability system for food safety based on haccp, blockchain & internet of things. In *Int. Conf. on service systems and service management (ICSSSM)*, pages 1–6. IEEE, 2017.
- [98] R. Vassantlal, E. Alchieri, B. Ferreira, and A. Bessani. Cobra: Dynamic proactive secret sharing for confidential bft services. In *Symposium on Security and Privacy (SP)*, pages 1528–1528. IEEE, 2022.
- [99] V. E. (VE). Vaccines manufacturing. how are vaccines produced? <https://www.vaccineseuropa.eu/about-vaccines/how-are-vaccines-produced>, 2016.
- [100] S. Wang, T. T. A. Dinh, Q. Lin, Z. Xie, M. Zhang, Q. Cai, G. Chen, B. C. Ooi, and P. Ruan. Forkbase: An efficient storage engine for blockchain and forkable applications. *Proceedings of the VLDB Endowment*, 11(10):1137–1150, 2018.
- [101] C. Xu, C. Zhang, and J. Xu. vchain: Enabling verifiable boolean range queries over blockchain databases. In *SIGMOD Int. Conf. on Management of Data*, pages 141–158, 2019.
- [102] Z. Xu and L. Chen. Div: Resolving the dynamic issues of zero-knowledge set membership proof in the blockchain. In *SIGMOD Int. Conf. on Management of Data*, pages 2036–2048. ACM, 2021.
- [103] J. Yin, J.-P. Martin, A. Venkataramani, L. Alvisi, and M. Dahlin. Separating agreement from execution for byzantine fault tolerant services. *Operating Systems Review (OSR)*, 37(5):253–267, 2003.
- [104] V. Zakhary, D. Agrawal, and A. El Abbadi. Atomic commitment across blockchains. *Proc. of the VLDB Endowment*, 13:1319–1331, 2020.
- [105] V. Zakhary, M. J. Amiri, S. Maiyya, D. Agrawal, and A. El Abbadi. Towards global asset management in blockchain systems. *arXiv preprint arXiv:1905.09359*, 2019.
- [106] M. Zamani, M. Movahedi, and M. Raykova. Rapidchain: Scaling blockchain via full sharding. In *SIGSAC Conf. on Computer and Communications Security*, pages 931–948. ACM, 2018.
- [107] C. Zhang, C. Xu, H. Wang, J. Xu, and B. Choi. Authenticated keyword search in scalable hybrid-storage blockchains. In *Int. Conf. on Data Engineering (ICDE)*, pages 996–1007. IEEE, 2021.