

Realizing Fractional-Quantum-Hall Gravitons on Quantum Computers

Ammar Kirmani,¹ Kieran Bull,² Chang-Yu Hou,³ Zlatko Papić,² Armin Rahmani,^{4,5} and Pouyan Ghaemi^{6,7}

¹*Department of Physics and Astronomy, Western Washington University, Bellingham, Washington 98225, USA*

²*School of Physics and Astronomy, University of Leeds, Leeds LS2 9JT, United Kingdom*

³*Schlumberger-Doll Research, Cambridge, MA 02139, USA*

⁴*Department of Physics and Astronomy and Advanced Materials Science and Engineering Center, Western Washington University, Bellingham, Washington 98225, USA*

⁵*Kavli Institute for Theoretical Physics, University of California, Santa Barbara, California 93106, USA*

⁶*Physics Department, City College of the City University of New York, New York, NY 10031, USA*

⁷*Graduate Center of the City University of New York, New York, NY 10016, USA*

Intermediate-scale quantum technologies provide unprecedented opportunities for scientific discoveries while posing the challenge of identifying important problems that can take advantage of them through algorithmic innovations. A major open problem in quantum many-body physics is the table-top generation and detection of emergent excitations analogous to gravitons – the elusive mediators of gravitational force in a quantum theory of gravity. In solid state materials, fractional quantum Hall phases are one of the leading platforms for realizing graviton-like excitations. However, their direct observation remains an experimental challenge. Here, we generate these excitations on the IBM quantum processor. We first identify an effective one-dimensional model that captures the geometric properties and graviton dynamics of fractional quantum Hall states. We then develop an efficient, optimal-control-based variational quantum algorithm to simulate geometric quench and the subsequent graviton dynamics, which we successfully implement on the IBM quantum computer. Our results open a new avenue for studying the emergence of gravitons in a new class of tractable models that lend themselves to direct implementations on the existing quantum hardware.

Introduction. While a universal fault-tolerant quantum computer with thousands of qubits remains elusive, noisy intermediate-scale quantum (NISQ) devices with a few qubits are already operational [2–4], albeit with limitations due to a lack of reliable error-correction [5]. This progress has stirred a flurry of research activity to identify problems that can take advantage of this recently developed quantum technology [6]. Utilizing NISQ systems as digitized synthetic platforms to study physics phenomena challenging to investigate otherwise has emerged as a critical frontier [7]. Realization of the fractional quantum Hall (FQH) “graviton” [8, 9] – a high-energy excitation arising in strongly-correlated topological quantum fluids, reminiscent of its quantum-gravity counterpart – is a major open problem in condensed matter physics, which combines the challenges associated with strong correlations, topological order, and non-equilibrium dynamics.

FQH states are strongly correlated phases of electrons in two dimensions which exhibit unique topological excitations with fractional charge [10, 11] and fractional statistics [12, 13]. Recently, FQH states have come into focus due to their universal geometric features, which include the so-called Hall viscosity [14–16] and the collective excitation known as the Girvin-MacDonald-Platzman magnetoroton mode [17, 18]. In the long-wavelength limit, the magnetoroton forms a spin-2 degree of freedom representing a fluctuating quantum metric, \tilde{g} [1]. Intuitively, \tilde{g} can be understood as the *shape* of magnetic flux attachment in a FQH fluid [1], see Fig. 1(a). Formally, \tilde{g} is a symmetric unimodular matrix, akin to the fluctuating space-time metric in a theory of quantum gravity, thus it is often referred to as FQH graviton [8, 9].

Indirect experimental evidence of FQH gravitons comes from the studies of the magnetoroton at *large* momenta, $k \sim \ell_B^{-1}$, via inelastic light scattering [19–22]. However, to directly observe the graviton, one needs to probe instead the $k \rightarrow 0$ limit, where the graviton is hidden within the continuum of the energy spectrum. Recent theoretical works [23, 24] have proposed that this can be achieved by quenching the metric of “space”, i.e., by suddenly making the FQH state anisotropic (see also alternative proposals [25, 26]). Surprisingly, it was found that such geometric quenches induce coherent dynamics of the FQH graviton [23], even though the graviton mode resides at finite energy densities above the FQH ground state.

In this paper, we generate the FQH graviton in a synthetic NISQ system – the IBM open-access digitized quantum processor – and observe its out-of-equilibrium dynamics. To achieve this, we have made two theoretical advances. (i) We map the problem onto a one-dimensional quantum spin chain in the limit FQH state is stretched into a thin cylinder [27–30]. While topological properties of FQH states have previously been studied in this limit [31–33], we show that this limit also captures the *geometric* properties of FQH systems, in particular their quench dynamics. (ii) We demonstrate that the obtained spin model can be efficiently implemented on NISQ devices. In particular, we developed an efficient optimal-control-based [34–36] variational quantum algorithm [37–40] analogous to the Quantum Approximate Optimization Algorithm (QAOA) [41–45], which utilizes a two-parameter ansatz to accurately approximate the post-quench dynamics of the graviton, see Fig. 1(b)-(c). Our ansatz circumvents the problems associated with the

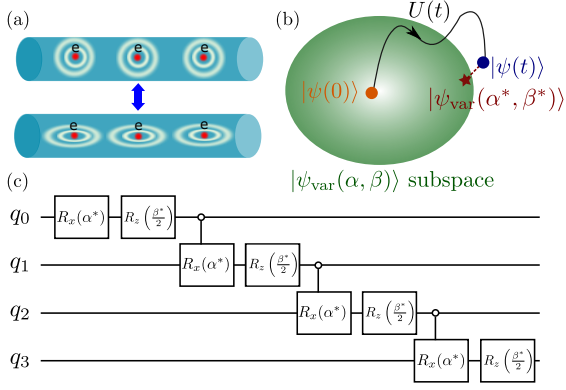


FIG. 1. (a) Geometric quench probes the fluctuations of the quantum metric \tilde{g} [1]. Here we focus on the $\nu=1/3$ Laughlin state, where \tilde{g} describes the shape of the droplet corresponding to three magnetic orbitals surrounding each electron. This droplet can be efficiently represented by a qubit in a one-dimensional model in Eq. (5). (b) The post-quench dynamics can be accurately approximated by a two-parameter variational ansatz $|\psi_{\text{var}}(\alpha, \beta)\rangle$, which spans a small region of the Hilbert space. For every time t , there are optimal variational parameters α^* and β^* for which the nonequilibrium wave function has a high overlap with the variational ansatz. The optimal parameters have a smooth dependence on time and weak dependence on system size, providing excellent extrapolation to the thermodynamic limit. (c) The variational ansatz for the optimal parameters can be implemented in an efficient algorithm of linear circuit depth.

naïve simulation of the dynamics based on Trotter splitting of the time evolution operator which results in a prohibitively large number of entangling gates.

Anisotropic Laughlin state on a thin cylinder (TC). We focus on the $\nu=1/3$ Laughlin FQH state [10] whose Hamiltonian near the TC limit is given by [31]

$$\hat{H} = \sum_j V_{1,0} \hat{n}_j \hat{n}_{j+1} + V_{2,0} \hat{n}_j \hat{n}_{j+2} + V_{3,0} \hat{n}_j \hat{n}_{j+3} + V_{2,1} c_{j+1}^\dagger c_{j+2}^\dagger c_{j+3} c_j + \text{h.c.} \quad (1)$$

Here the operators c_j, c_j^\dagger ($\hat{n}_j \equiv c_j^\dagger c_j$) destroy or create an electron in a Landau level (LL) orbital localized around $2\pi j \ell_B^2 / L_2$. We assume the system is defined on a cylinder of size $L_1 \times L_2$ containing N electrons, such that the filling factor $\nu = N/N_\phi = 1/3$, with magnetic flux $N_\phi = (L_1 L_2) / (2\pi \ell_B^2)$. The TC limit corresponds to $L_1 \gg L_2$ with the area (N_ϕ) fixed, which allows us to neglect longer-range interaction terms beyond those in Eq. (1). The interaction matrix elements are given by

$$V_{k,m} = (k^2 - m^2) e^{-2\pi^2(k^2 + m^2 - 2ikmg_{12})/L_2^2 g_{11}}, \quad (2)$$

which we have generalized to the case of an arbitrary electron mass tensor g_{ab} , $a, b = 1, 2$. The mass tensor must be symmetric and unimodular ($\det g = 1$) [1], hence we can generally write it as $g = \exp(\hat{Q})$ where $\hat{Q} = Q(2\hat{d}_a \hat{d}_b - \delta_{a,b})$ is a Landau-de Gennes order parameter and $\hat{\mathbf{d}} = (\cos(\phi/2), \sin(\phi/2))$ is a unit vector [46].

Parameters Q and ϕ intuitively represent the stretch and rotation of the metric, respectively.

Since the Hamiltonian in Eq. (1) is positive semi-definite, it has a unique (unnormalized) ground state with zero energy [31]

$$|\psi_0\rangle = \prod_j \left(1 - \sqrt{\frac{V_{3,0}}{V_{1,0}}} e^{i \frac{8\pi^2 \ell_B^2}{L_2^2} \frac{g_{12}}{g_{11}} \hat{S}_j} \right) |\dots 100100\dots\rangle, \quad (3)$$

where $\hat{S}_j = c_{j+1}^\dagger c_{j+2}^\dagger c_{j+3} c_j$ is an operator that “squeezes” two neighbouring electrons while preserving their center-of-mass position [47]. The product state $|\dots 100100\dots\rangle$ is the ground state in the extreme limit $L_2 \rightarrow 0$. In previous works [31, 32] the model in Eq. (1) and its ground state in Eq. (3) were studied in the isotropic limit $g_{11} = g_{22} = 1, g_{12} = 0$. In particular, it was found that the state in Eq. (3) has $\sim 98\%$ overlap with the ground state of the full Hamiltonian in the range of circumferences $5\ell_B \lesssim L_2 \lesssim 7\ell_B$, which justified the use of the truncated model Eq. (1) in this regime. We have confirmed that the same conclusions hold in the presence of mass anisotropy.

Geometric quench. We now show that, in addition to the ground state, the effective model in Eq. (1) captures the high-energy excitations that govern the graviton dynamics in the FQH phase. We consider the FQH system initially prepared in the ground state $|\psi_0\rangle$ in Eq. (3) with isotropic metric ($g_{11} = g_{22} = 1, g_{12} = 0$). At time $t=0$, we instantaneously introduce diagonal anisotropy, $g'_{11} = 1/g'_{22} > 1$, and let the system evolve under unitary dynamics generated by the post-quench anisotropic Hamiltonian. As the system is taken out of its equilibrium state, we are interested in the dynamical fluctuations of its quantum metric \tilde{g} in Fig. 1(a).

Note that even though g and \tilde{g} are related to one another, \tilde{g} is an emergent property of a many-body state and not necessarily equal to g . Nevertheless, we can parameterize \tilde{g} in the same manner using the parameters \tilde{Q} and $\tilde{\phi}$, representing the stretch and rotation of the emergent metric. In order to determine the equations of motion for $\tilde{Q}(t)$ and $\tilde{\phi}(t)$, we maximize the overlap between $|\psi(t)\rangle$ and the variational family of states in Eq. (3) [48]. When this overlap is close to unity, we can be confident that we found the optimal metric parameters \tilde{Q} and $\tilde{\phi}$ describing the state $|\psi(t)\rangle$.

In Fig. 2, we present the graviton dynamics in the model in Eq. (1) when anisotropy is suddenly changed from $Q=0$ to $Q \approx 0.18$, keeping $\phi=0$. Fig. 2(a), presents the resulting dynamics of \tilde{Q} and $\tilde{\phi}$ for different system sizes N . The dynamics is in excellent agreement with predictions of the bimetric theory in the linear regime [49],

$$\tilde{Q}(t) = \pm 2A \sin \frac{E_g t}{2}, \quad \tilde{\phi}(t) = \pm \frac{\pi}{2} - \frac{E_g t}{2}, \quad (4)$$

where E_g is the energy of the graviton mode in units of $V_{1,0}$. As can be seen in Fig. 2(a), the numerical data can be accurately fit using Eqs. (4). The fit yields the

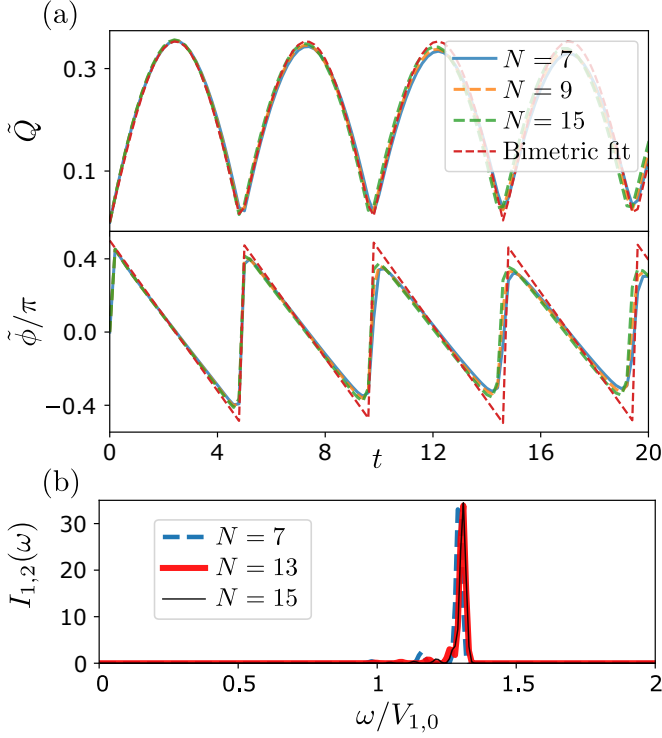


FIG. 2. (a) Dynamics of \tilde{Q} and $\tilde{\phi}$ following the geometric quench in the TC limit, with $L_2=5.477\ell_B$ and post-quench anisotropy $Q\approx 0.18$. Data is for system sizes $N=7, 9, 15$ electrons. (b) Spin-2 spectral function, $I_{1,2}$, shows a sharp peak at the graviton energy $E_g\approx 1.29$, which agrees well with the frequency of the oscillations in (a).

oscillation frequency $E_g=1.29$. Note that this energy is much higher than the first excited energy of the quench Hamiltonian. We identify this energy with the graviton state as evidenced by the sharp peak in the spin-2 spectral function $I_{1,2}(\omega)$ [50]. The later spectral function is designed to detect the characteristic d -wave symmetry of the graviton. Analogous to an oscillating space-time metric induced by a gravitational wave, $I_{1,2}(\omega)$ is the associated transition rate due to the dynamics of the oscillating mass-tensor [50]. Thus, the model in Eq. (1) reproduces the graviton oscillation as described by the bimetric theory.

Mapping to a quantum spin chain. We use the reduced registers scheme introduced in Ref. [30] to map the model (1) to a spin chain (see also [51]). The reduced register is a block of three consecutive orbitals that encodes whether or not the block is “squeezed” with respect to the root state $|100, 100, \dots\rangle$. For each block of three sites, the state of the reduced register is $\mathbb{1}$ if it is squeezed (i.e., 011) or $\mathbb{0}$ if not (i.e., either 000 or 100). In the root state, none of the blocks are squeezed and it maps to $|0, 0, 0, \dots\rangle$. If we apply the squeezing operator to one block of the root state, we obtain, e.g., $|100, 011, 000, \dots\rangle \rightarrow |0, \mathbb{1}, 0, \dots\rangle$. In terms of reduced registers, squeezing acts as flip of $\mathbb{0}$ to $\mathbb{1}$, so it can be viewed as the Pauli X matrix. However,

there is an important difference in that the Hilbert space is not a tensor product of reduced registers, since the squeezing can never generate two neighboring $\dots\mathbb{1}\mathbb{1}\dots$ configurations of the reduced registers [52]. This type of constrained Hilbert space arises e.g., in the Fibonacci anyon chain [53]. The inverse mapping is constructed as follows: for any $\mathbb{1}$ we make a 011 block. A $\mathbb{0}$ that follows a $\mathbb{1}$ ($\mathbb{0}$) gives a 000 (100) block. With this mapping of states, we can show that the Hamiltonian (1) maps to a local spin-chain Hamiltonian

$$\hat{H} = \sum_{\ell} \{ (V_{1,0} - 3V_{3,0})\mathcal{N}_{\ell} + V_{3,0}\mathcal{N}_{\ell}\mathcal{N}_{\ell+2} + (1 - \mathcal{N}_{\ell-1})[\text{Re}(V_{2,1})X_{\ell} - \text{Im}(V_{2,1})Y_{\ell}](1 - \mathcal{N}_{\ell+1}) \}, \quad (5)$$

where we omitted the boundary terms for simplicity, and we introduced the occupation number $\mathcal{N}\equiv|\mathbb{1}\rangle\langle\mathbb{1}|$, Pauli $X\equiv|0\rangle\langle\mathbb{1}| + |\mathbb{1}\rangle\langle 0|$, and Pauli $Y\equiv -i|0\rangle\langle\mathbb{1}| + i|\mathbb{1}\rangle\langle 0|$ operators [54].

Variational quantum algorithm. In the geometric quench, the initial state is the ground state $|\psi_0\rangle$ in Eq. (3) with the identity metric ($g_{12}=0$). Ref. [30] found an efficient algorithm to generate $|\psi_0\rangle$ with a linear-depth circuit. Working in the reduced space, we can use only stage 1 of the circuit in Ref. [30] identifying qubits $1+3n$ with the reduced registers. The state after the quench is generated by the unitary evolution operator $U(t)=\exp(-itH')$, where H' is the anisotropic post-quench Hamiltonian. Thus, combining an algorithm that generates $U(t)$ with the the ground-state preparation algorithm yields the post-quench state $|\psi(t)\rangle=U(t)|\psi_0\rangle$.

The standard approach for generating an evolution operator $U(t)$ is through the Trotter decomposition. However, a large number of Trotterization steps is needed to obtain accurate results [54]. Furthermore, terms like $(1 - \mathcal{N}_{\ell-1})X_{\ell}(1 - \mathcal{N}_{\ell+1})$, which appear in Eq. (5), require R_x gates controlled by two other qubits, in turn requiring six CNOT gates for each control gate. In order to overcome these difficulties, we leverage the idea of QAOA [41] to approximate $|\psi(t)\rangle$ using the ansatz:

$$|\psi_{\text{var}}(\alpha, \beta)\rangle = \prod_{\ell} e^{-i\alpha\mathcal{N}_{\ell}} e^{-i\beta(1 - \mathcal{N}_{\ell-1})X_{\ell}} |000\dots\rangle, \quad (6)$$

where on each reduced register ℓ , we apply alternating gates \mathcal{N}_{ℓ} and $(1 - \mathcal{N}_{\ell-1})X_{\ell}$ (on the very first site, due to open boundary condition, we use X_1 instead of $(1 - \mathcal{N}_{\ell-1})X_{\ell}$ for $\ell=1$). The optimal parameters $\alpha^*, \beta^* \in [0, 2\pi)$ are determined at each time step t using the dual annealing algorithm to maximize the overlap, $|\langle\psi_0|U^{\dagger}(t)|\psi_{\text{var}}(\alpha, \beta)\rangle|$, with the exact state.

The ansatz in Eq. (6) has several key advantages that reduce its implementation cost on NISQ hardware [54], while at the same time it captures any local observable expectation values in the bulk of the system, in particular it faithfully reproduces the quantum metric dynamics, $\tilde{Q}(t)$ and $\tilde{\phi}(t)$. Importantly, the optimal parameters

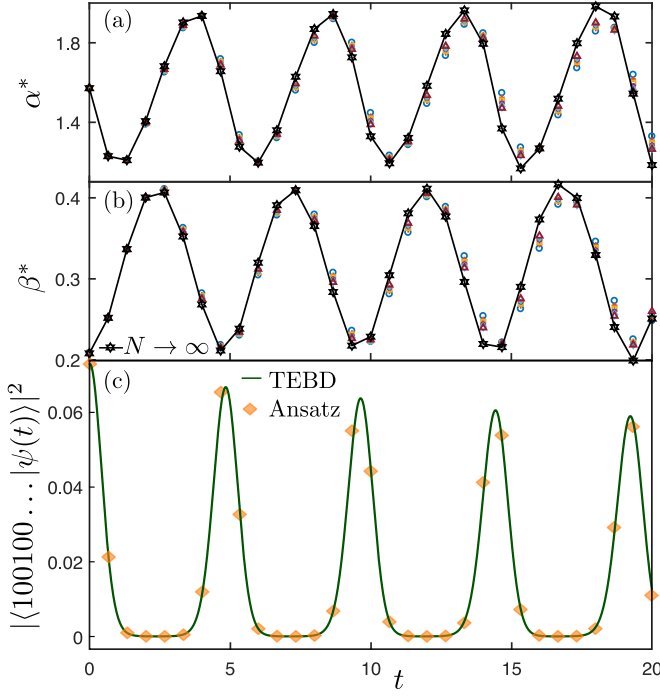


FIG. 3. (a)-(b): Optimal variational parameters α^* and β^* for $N = 7-13$ particles and their extrapolation to $N \rightarrow \infty$ (solid black line). Optimal parameters vary smoothly with time and exhibit weak finite-size effects. (c) Comparison of the variational ansatz against TEBD simulation for $N=60$ for the overlap of the time evolved state with the root state. The parameters of the variational ansatz are extrapolated to the same system size, $N=60$. The ansatz with extrapolated parameters exhibits excellent agreement with the TEBD results. TEBD simulations were performed using a bond dimension 20 with a time step $\Delta t=0.01$, resulting in truncation error 10^{-5} .

α^* , β^* are found to exhibit a simple oscillatory behavior as a function of time, as well as weak dependence on the system size as shown in Fig. 3(a)-(b). Note that these figures show data for system sizes $N = 7, \dots, 13$ that almost collapse on top of each other, allowing a smooth extrapolation to the thermodynamic limit ($N \rightarrow \infty$), shown as the solid black line. Finally, in Fig. 3(c), we have checked using time-evolved block decimation (TEBD) [55] that the extrapolated parameters obtained from classical simulations for up to $N=13$ produce excellent agreement with direct TEBD calculation of $|\psi(t)\rangle$ for larger systems.

Results on the IBM Quantum Processor. The preparation of variational ansatz states in quantum circuits involves rotation gates such as R_x , R_z and controlled R_x – see Fig. 1 (c) for the variational ansatz with translation symmetry for $N=5$. We implemented this ansatz on IBM’s `ibmq_santiago` processor [56]. `ibmq_santiago` consists of a linear array of five qubits with averaged readout error, CNOT noise and T2 dephasing time of roughly 1.5%, 0.6% and 120 μ s, respectively [56]. The noise level varies throughout the day and depends on calibration rounds. We use `qiskit`, an

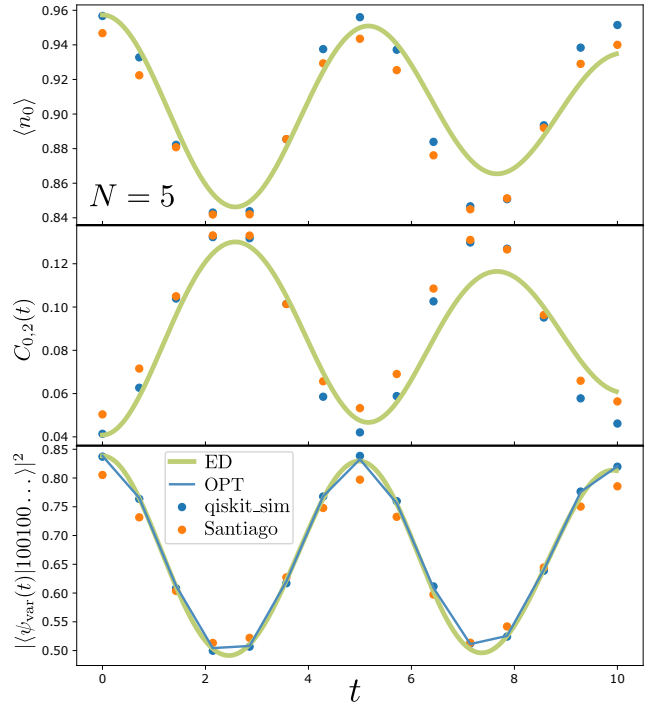


FIG. 4. The comparison of $\langle n_0(t) \rangle$, $C_{0,2}(t)$, and overlap with the root state $|\dots 100100 \dots\rangle$ for $N=5$ computed by different schemes. The green curves show the exact diagonalization results. The blue dots are results from classical simulation of quantum circuits. The blue curves are computed from optimized variational ansatz. The orange dots are results from quantum circuits executed in IBM-Santiago processor.

open source library that provides basic gate implementations, classical simulation of quantum circuits, and execution of quantum circuits in IBM quantum processors. By comparing overlaps of each state in the Fock basis, the integrity of the quantum circuit can be established by reaching a perfect agreement between the classical simulations of quantum circuits and variational ansatz computations.

The out-of-equilibrium states prepared with the variational ansatz in a quantum computer are further post-processed to discard non-physical states. Specifically, we discount states having two consecutive 1 sites in the reduced register representation, because the structure of quantum circuits shown in Fig. 1(c) can *never* produce such a state. We then convert quantum states in reduced-register basis back to fermionic basis following the rules given above Eq. (5). The properties of the variational ansatz states prepared with IBM-Santiago processor are shown in Fig. 4. For each state, 40960 shots are executed to have sufficient statistics. We characterize the dynamics by measuring local densities, $\langle n_j \rangle$, equal-time density-density correlation functions in the fermionic basis, $C_{i,j}(t) = \langle n_i(t)n_j(t) \rangle - \langle n_i(t) \rangle \langle n_j(t) \rangle$, and the overlap with the root state, $|\langle \psi_{\text{var}}(\alpha^*(t), \beta^*(t)) | 100100 \dots \rangle|^2$. By

comparing state characteristics from classical simulation and from quantum computer execution of quantum circuits shown in Fig. 4, we conclude that the variational ansatz allows us to prepare the out-of-equilibrium states with good fidelity in a noisy qubit device. In contrast, the Trotterized quantum circuits from the unitary evolution with Hamiltonian (5) fails to produce representative quench dynamics with the same device [54].

Conclusions. We showed that quantum-geometrical features of FQH states can be realized in an effective 1D model that has an efficient quantum-circuit representation. Our 1D model makes efficient use of resources, as each qubit corresponds to three Landau orbitals, reminiscent of holographic quantum simulation [57]. As a proof of principle, utilizing the quantum-circuit mapping, we developed an efficient quantum algorithm that allowed us to simulate graviton dynamics on IBM quantum processors. In contrast to traditional algorithms based on the Trotter decomposition, our variational algorithm has a linear circuit depth independent of the evolution time. We expect these results will motivate further analytical investigations into tractable models of graviton dynamics in condensed matter systems, as well as their realizations on NISQ devices.

ACKNOWLEDGEMENTS

We thank Areg Ghazaryan and Zhao Liu for useful comments. We acknowledge the use of IBM Quantum services for this work. The views expressed are those of the authors, and do not reflect the official policy or position of IBM or the IBM Quantum team. P.G. acknowledges support from NSF award number DMR-2037996 and DMR-1824265. A.R. acknowledges support from NSF Awards DMR-1945395 and DMR-2038028. A.R. and Z.P. thank the Kavli Institute for Theoretical Physics, acknowledging support by the NSF under Grant PHY1748958. Z.P. and K.B. acknowledge support by EPSRC Grants No. EP/R020612/ 1 and and No. EP/M50807X/1, and by the Leverhulme Trust Research Leadership Award No. RL-2019-015. Statement of compliance with EPSRC policy framework on research data: This publication is theoretical work that does not require supporting research data.

[1] F. D. M. Haldane, *Phys. Rev. Lett.* **107**, 116801 (2011).
 [2] F. Arute *et al.*, *Nature* **574**, 505 (2019).
 [3] S. Boixo, S. V. Isakov, V. N. Smelyanskiy, R. Babbush, N. Ding, Z. Jiang, M. J. Bremner, J. M. Martinis, and H. Neven, *Nature Physics* **14**, 595 (2018).
 [4] C. Neill *et al.*, *Nature* **594**, 508 (2021).
 [5] J. R. Wootton, *Quantum Science and Technology* **5**, 044004 (2020).

[6] K. Bharti *et al.*, “Noisy intermediate-scale quantum (nisq) algorithms,” (2021), [arXiv:2101.08448 \[quant-ph\]](https://arxiv.org/abs/2101.08448).
 [7] Z. Jiang, K. J. Sung, K. Kechedzhi, V. N. Smelyanskiy, and S. Boixo, *Phys. Rev. Applied* **9**, 044036 (2018).
 [8] B. Yang, Z.-X. Hu, Z. Papić, and F. D. M. Haldane, *Phys. Rev. Lett.* **108**, 256807 (2012).
 [9] S. Golkar, D. X. Nguyen, and D. T. Son, *Journal of High Energy Physics* **2016**, 21 (2016).
 [10] R. B. Laughlin, *Phys. Rev. Lett.* **50**, 1395 (1983).
 [11] R. de Picciotto, M. Reznikov, M. Heiblum, V. Umansky, G. Bunin, and D. Mahalu, *Nature* **389**, 162 (1997).
 [12] J. Nakamura, S. Liang, G. C. Gardner, and M. J. Manfra, *Nature Physics* **16**, 931 (2020).
 [13] H. Bartolomei, M. Kumar, R. Bisognin, A. Marguerite, J.-M. Berroir, E. Bocquillon, B. Plaçais, A. Cavanna, Q. Dong, U. Gennser, Y. Jin, and G. Fève, *Science* **368**, 173 (2020).
 [14] J. E. Avron, R. Seiler, and P. G. Zograf, *Phys. Rev. Lett.* **75**, 697 (1995).
 [15] N. Read, *Phys. Rev. B* **79**, 045308 (2009).
 [16] F. D. M. Haldane, ArXiv e-prints (2009), [arXiv:0906.1854 \[cond-mat.str-el\]](https://arxiv.org/abs/0906.1854).
 [17] S. M. Girvin, A. H. MacDonald, and P. M. Platzman, *Phys. Rev. Lett.* **54**, 581 (1985).
 [18] S. M. Girvin, A. H. MacDonald, and P. M. Platzman, *Phys. Rev. B* **33**, 2481 (1986).
 [19] A. Pinczuk, B. S. Dennis, L. N. Pfeiffer, and K. West, *Phys. Rev. Lett.* **70**, 3983 (1993).
 [20] P. M. Platzman and S. He, *Phys. Scr.* **T66**, 167 (1996).
 [21] M. Kang, A. Pinczuk, B. S. Dennis, L. N. Pfeiffer, and K. W. West, *Phys. Rev. Lett.* **86**, 2637 (2001).
 [22] I. V. Kukushkin, J. H. Smet, V. W. Scarola, V. Umansky, and K. von Klitzing, *Science* **324**, 1044 (2009).
 [23] Z. Liu, A. Gromov, and Z. Papić, *Phys. Rev. B* **98**, 155140 (2018).
 [24] M. F. Lapa, A. Gromov, and T. L. Hughes, *Phys. Rev. B* **99**, 075115 (2019).
 [25] S.-F. Liou, F. D. M. Haldane, K. Yang, and E. H. Rezayi, *Phys. Rev. Lett.* **123**, 146801 (2019).
 [26] D. X. Nguyen and D. T. Son, *Phys. Rev. Research* **3**, 023040 (2021).
 [27] E. J. Bergholtz and A. Karlhede, *Phys. Rev. Lett.* **94**, 026802 (2005).
 [28] A. Seidel, H. Fu, D.-H. Lee, J. M. Leinaas, and J. Moore, *Phys. Rev. Lett.* **95**, 266405 (2005).
 [29] E. J. Bergholtz and A. Karlhede, *Phys. Rev. B* **77**, 155308 (2008).
 [30] A. Rahmani, K. J. Sung, H. Putterman, P. Roushan, P. Ghaemi, and Z. Jiang, *PRX Quantum* **1**, 020309 (2020).
 [31] M. Nakamura, Z.-Y. Wang, and E. J. Bergholtz, *Phys. Rev. Lett.* **109**, 016401 (2012).
 [32] Z.-Y. Wang and M. Nakamura, *Phys. Rev. B* **87**, 245119 (2013).
 [33] P. Soulé and T. Jolicoeur, *Phys. Rev. B* **85**, 155116 (2012).
 [34] J. Werschnik and E. K. U. Gross, [arXiv:0707.1883](https://arxiv.org/abs/0707.1883) (2007).
 [35] I. Petersen and D. Dong, *IET Control Theory & Applications* **4**, 2651 (2010).
 [36] A. Rahmani, *Mod. Phys. Lett. B* **27**, 1330019 (2013).
 [37] A. Peruzzo, J. McClean, P. Shadbolt, M. H. Yung, X. Q. Zhou, P. J. Love, A. Aspuru-Guzik, and J. L. O’Brien, *Nat. Comm.* **5**, 4213 (2014).

- [38] D. Wecker, M. B. Hastings, and M. Troyer, *Phys. Rev. A* **92**, 042303 (2015).
- [39] D. Wecker, M. B. Hastings, and M. Troyer, *Phys. Rev. A* **94**, 022309 (2016).
- [40] J. R. McClean, J. Romero, R. Babbush, and A. Aspuru-Guzik, *New Journal of Physics* **18**, 023023 (2016).
- [41] E. Farhi, J. Goldstone, and S. Gutmann, “A Quantum Approximate Optimization Algorithm,” [arXiv:1411.4028](https://arxiv.org/abs/1411.4028).
- [42] E. Farhi and A. W. Harrow, “Quantum supremacy through the quantum approximate optimization algorithm,” [arXiv:1602.07674](https://arxiv.org/abs/1602.07674).
- [43] Z.-C. Yang, A. Rahmani, A. Shabani, H. Neven, and C. Chamon, *Phys. Rev. X* **7**, 021027 (2017).
- [44] Z. Wang, S. Hadfield, Z. Jiang, and E. G. Rieffel, *Phys. Rev. A* **97**, 022304 (2018).
- [45] L. Zhou, S.-T. Wang, S. Choi, H. Pichler, and M. D. Lukin, *Phys. Rev. X* **10**, 021067 (2020).
- [46] J. Maciejko, B. Hsu, S. A. Kivelson, Y. Park, and S. L. Sondhi, *Phys. Rev. B* **88**, 125137 (2013).
- [47] B. A. Bernevig and F. D. M. Haldane, *Phys. Rev. Lett.* **100**, 246802 (2008).
- [48] B. Yang, Z. Papić, E. H. Rezayi, R. N. Bhatt, and F. D. M. Haldane, *Phys. Rev. B* **85**, 165318 (2012).
- [49] A. Gromov and D. T. Son, *Phys. Rev. X* **7**, 041032 (2017).
- [50] K. Yang, *Phys. Rev. B* **93**, 161302 (2016).
- [51] S. Moudgalya, B. A. Bernevig, and N. Regnault, *Phys. Rev. B* **102**, 195150 (2020).
- [52] S. Moudgalya, A. Prem, R. Nandkishore, N. Regnault, and B. A. Bernevig, “Thermalization and its absence within krylov subspaces of a constrained hamiltonian,” (2019), [arXiv:1910.14048](https://arxiv.org/abs/1910.14048) [cond-mat.str-el].
- [53] A. Feiguin, S. Trebst, A. W. W. Ludwig, M. Troyer, A. Kitaev, Z. Wang, and M. H. Freedman, *Phys. Rev. Lett.* **98**, 160409 (2007).
- [54] “Supplemental online material,” (2021).
- [55] G. Vidal, *Phys. Rev. Lett.* **93**, 040502 (2004).
- [56] “IBM Quantum <https://quantum-computing.ibm.com/>,” (2021).
- [57] M. Foss-Feig, D. Hayes, J. M. Dreiling, C. Figgatt, J. P. Gaebler, S. A. Moses, J. M. Pino, and A. C. Potter, “Holographic quantum algorithms for simulating correlated spin systems,” (2020), [arXiv:2005.03023](https://arxiv.org/abs/2005.03023) [quant-ph].

Supplemental Material for “Realizing Fractional-Quantum-Hall Gravitons on Quantum Computers”

Ammar Kirmani¹, Kieran Bull², Chang-Yu Hou³, Zlatko Papić², Armin Rahmani^{4,5}, and Pouyan Ghaemi^{6,7}

¹Department of Physics and Astronomy, Western Washington University, Bellingham, Washington 98225, USA

²School of Physics and Astronomy, University of Leeds, Leeds LS2 9JT, United Kingdom

³Schlumberger-Doll Research, Cambridge, MA 02139, USA

⁴Department of Physics and Astronomy and Advanced Materials Science and Engineering Center, Western Washington University, Bellingham, Washington 98225, USA

⁵Kavli Institute for Theoretical Physics, University of California, Santa Barbara, California 93106, USA

⁶Physics Department, City College of the City University of New York, New York, NY 10031, USA

⁷Graduate Center of the City University of New York, New York, NY 10016, USA

In this Supplementary Material, we give a detailed derivation of the FQH Hamiltonian on a thin cylinder and in the presence of mass anisotropy. We briefly review the bimetric theory of FQH states and present additional evidence that the model studied in the main text captures the graviton dynamics. Finally, we discuss the Trotterization approach to simulating quantum dynamics in this model, and demonstrate its inadequacy in the currently available NISQ devices.

FQH HAMILTONIAN AND THE THIN-CYLINDER LIMIT

In this Section, we derive the parent Hamiltonian for the Laughlin $\nu=1/3$ state on a thin cylinder with general mass metric. We pick the Landau gauge, in which the single-electron orbitals are given by

$$\phi_j^c(\mathbf{r}) = \frac{1}{\sqrt{\pi^{1/2}L_2}} e^{ik_j y} e^{-\frac{(x-j\kappa)^2}{2}}, \quad (\text{S1})$$

where j denotes the orbital index within the lowest Landau level (LLL) and L_2 is the circumference of the cylinder, with $\kappa = 2\pi/L_2$ (we work in units $\ell_B=1$). The number of available single-electron orbitals is given by the magnetic flux as $N_\phi = (L_1 L_2)/(2\pi)$.

The field operator creating an electron at position \mathbf{r} is given by

$$\Psi^\dagger(\mathbf{r}) = \sum_j \phi_j^c(\mathbf{r}) c_j^\dagger, \quad (\text{S2})$$

where c_j^\dagger is the creation operator which creates an electron at orbital j within LLL (and similarly for the annihilation operator). From the field operator, the density operator in momentum space is given by

$$\begin{aligned} \hat{\rho}(\mathbf{q}) &= \int d^2r \Psi^\dagger(\mathbf{r}) \Psi(\mathbf{r}) e^{i\mathbf{q}\cdot\mathbf{r}} \\ &= e^{-\frac{q_y^2 + q_x^2}{4}} e^{\frac{i q_x q_y}{2}} \sum_j e^{i q_x \kappa j} c_{j+\frac{q_y}{\kappa}}^\dagger c_j \equiv F(\mathbf{q}) \bar{\rho}(\mathbf{q}), \end{aligned} \quad (\text{S3})$$

where, we introduced the LLL form factor $F(\mathbf{q}) = e^{-\frac{q_y^2 + q_x^2}{4}}$ and $\bar{\rho}(\mathbf{q})$ is the projected density operator.

Finally, the FQH Hamiltonian in momentum space takes the form

$$\hat{H} = \frac{1}{N_\phi} \sum_{\mathbf{q}} \bar{\rho}(-\mathbf{q}) \bar{V}(\mathbf{q}) \bar{\rho}(\mathbf{q}), \quad \bar{V}(\mathbf{q}) = [F(\mathbf{q})]^2 v(\mathbf{q}), \quad (\text{S4})$$

where $v(\mathbf{q})$ is the interaction potential. For the $\nu = 1/3$ Laughlin state, the potential is given by V_1 Haldane pseudopotential and it takes the form $1 - |\mathbf{q}|^2$ in momentum space, which translates into the Trugman-Kivelson real space potential $\nabla^2 \delta(\mathbf{r})$.

In the previous derivations, we have implicitly assumed that the electron band mass tensor,

$$g = g_m = \begin{pmatrix} g_{11} & g_{12} \\ g_{12} & g_{22} \end{pmatrix}. \quad (\text{S5})$$

is isotropic, i.e., $g_{11} = g_{22} = 1$, $g_{12} = g_{21} = 0$. In a more general case, mass anisotropy modifies the single-electron wave functions in Eq. (S1), which in turn modifies the effective interaction matrix elements. In momentum space, the effect of band mass metric is given by:

$$\begin{aligned} \bar{V}(g_m, \mathbf{q}) &= (1 - g_{11} q_x^2 - g_{22} q_y^2 - 2g_{12} q_x q_y) \\ &\times \exp\left(-\frac{g_{11} q_x^2 + g_{22} q_y^2 + 2g_{12} q_x q_y}{2}\right). \end{aligned} \quad (\text{S6})$$

To obtain the cylinder Hamiltonian for a general metric, we integrate out q_x in Eq. (S4) and use the above expression for $\bar{V}(g_m, \mathbf{q})$. Dropping the overall multiplicative constant and making use of translation invariance, we obtain

$$\hat{H} = \sum_{l,m,j} V_{l,m} c_{j+m}^\dagger c_{j+m+l} c_{j+l} c_j, \quad (\text{S7})$$

$$V_{l,m} = \kappa^3 \frac{m^2 - (g_{11} g_{22} - g_{12}^2) l^2}{g_{11}^{3/2}} e^{-\kappa^2 \frac{m^2 + l^2 - 2i g_{12} l m}{2g_{11}}}, \quad (\text{S8})$$

which can be simplified due to the unimodular property of the mass tensor, $g_{11} g_{22} - g_{12}^2 = 1$, due to the magnetic flux through the system being fixed ($\det g = 1$). We will use the following convenient reparametrization of g

$$g = \begin{pmatrix} \cosh Q + \cos \phi \sinh Q & \sin \phi \sinh Q \\ \sin \phi \sinh Q & \cosh Q - \cos \phi \sinh Q \end{pmatrix} \quad (\text{S9})$$

in terms of real numbers Q and ϕ , which represent the stretch and rotation in the plane. With these simplifications, the final Hamiltonian can be written as

$$\hat{H} = \sum_{j=0}^{N_\phi-1} \sum_{k>|m|} V_{k,m} c_{j+m}^\dagger c_{j+k}^\dagger c_{j+m+k} c_j, \quad (S10)$$

$$V_{k,m} \propto (k^2 - m^2) \exp\left(-\kappa^2 \frac{(k^2 + m^2 - 2ikmg_{12})}{2g_{11}}\right).$$

In the thin torus limit, we can truncate the Hamiltonian in Eq. (S10) by dropping long-range scattering processes, which are exponentially suppressed in the small parameter $\exp(-\kappa^2/2)$, arriving at the Hamiltonian studied in the main text,

$$\hat{H} = \sum_j V_{1,0} \hat{n}_j \hat{n}_{j+1} + V_{2,0} \hat{n}_j \hat{n}_{j+2} + V_{3,0} \hat{n}_j \hat{n}_{j+3} + V_{2,1} c_{j+1}^\dagger c_{j+2}^\dagger c_{j+3} c_j + \text{h.c.}, \quad (S11)$$

where $\hat{n}_j \equiv c_j^\dagger c_j$ and $V_{2,1} = 3e^{-\kappa^2 \frac{5+i4g_{12}}{2g_{11}}}$. Comparison of the dynamics generated by the Hamiltonian in Eq. (S10) and the truncated Hamiltonian of Eq. (S11) are given in Fig S1. We find that both models give approximately the same dynamics near the thin-cylinder limit, where we expect the truncation to be justified.

The Hamiltonian in Eq. (S11) is positive semi-definite

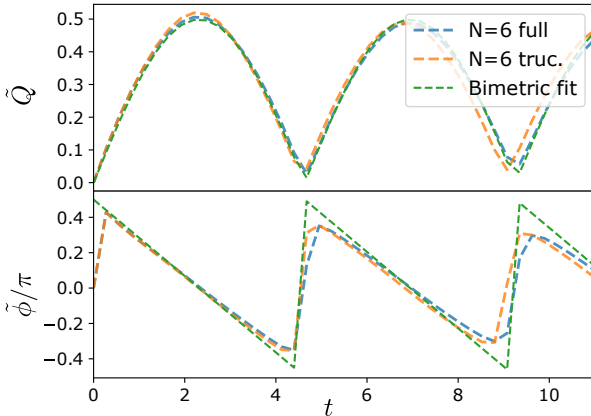


FIG. S1. Comparison of the geometric quench dynamics between the full Hamiltonian, Eq. (S10) and the truncated Hamiltonian, (S11), for cylinder circumference $L_2=6.245$ and $N=6$ electrons. The quench is driven by changing $Q=0 \rightarrow Q \approx 0.26$. Fit is against the bimetric theory prediction in Eq. (S19) below.

for general g_{12} , so we can write it in the form with

$$\hat{H} = \sum_j (\mathcal{Q}_j^\dagger \mathcal{Q}_j + \mathcal{P}_j^\dagger \mathcal{P}_j), \quad (S12)$$

$$\mathcal{Q}_j = \sqrt{V_{1,0}} c_j c_{j+1} + \sqrt{V_{3,0}} e^{i \frac{8\pi^2 l_B^2}{L_2^2} \frac{g_{12}}{g_{11}}} c_j c_{j+3}, \quad (S13)$$

$$\mathcal{P}_j = \sqrt{V_{2,0}} c_j c_{j+2}, \quad (S14)$$

where $V_{1,0}$, $V_{2,0}$ and $V_{3,0}$ are given in Eq. (S10) and $e^{i \frac{8\pi^2 l_B^2}{L_2^2} \frac{g_{12}}{g_{11}}}$ is the complex phase due to anisotropy parameterized by the previously mentioned tensor g . The ground state of Hamiltonian of Eq. (S12) is given by the following expression given in the main text:

$$|\psi_0\rangle = \mathcal{N} \prod_j \left(1 - \sqrt{\frac{V_{3,0}}{V_{1,0}}} e^{i \frac{8\pi^2 l_B^2}{L_2^2} \frac{g_{12}}{g_{11}}} \hat{S}_j \right) |\dots 100100\dots\rangle, \quad (S15)$$

where $\hat{S}_j = c_{j+1}^\dagger c_{j+2}^\dagger c_{j+3} c_j$ is the 'squeezing' operator mentioned in the main text, and \mathcal{N} is a normalization constant. It is evident that $\mathcal{Q}_j |\psi_0\rangle = \mathcal{P}_j |\psi_0\rangle = 0$ for all sites j , and $|\psi_0\rangle$ is the ground state with zero energy. The geometric dependence enters our wave function in Eq. (S15) through the complex phase.

GRAVITON EXCITATION NEAR THE THIN-CYLINDER LIMIT

The Hamiltonian in Eq. (S10) has several symmetries, most importantly due to the specific form of $V_{k,m}$, it conserves the center-of-mass position of the electrons, $K \equiv \sum_j j \hat{n}_j$. This is because each $V_{k,m}$ term destroys two particles, initially separated by $|k-m|$ orbitals, and creates two particles at a distance $k+m$ orbitals (and vice versa). This means that, in the Landau gauge, the total momentum along the circumference is conserved. Thus, we can simultaneously label our energy states as momentum eigenstates denoted by quantum number K (in the units of $2\pi/L_2$). It is convenient to label the orbitals $j = 0, \pm 1, \dots, \pm \frac{N_\phi-1}{2}$ such that $\sum j \hat{n}_j |\dots 100100\dots\rangle = 0$, i.e. the root state lies in the zero momentum sector.

Before presenting the energy spectra of the models in Eqs. (S10)-(S11), we explain the construction of their bases in Fock space. In the case of the model in Eq. (S10), we work in the full Fock basis corresponding to N spinless fermions residing in $N_\phi - 2$ orbitals (note that the last two are always unoccupied sites). However, when considering the truncated Hamiltonian in Eq. (S11), the effective Hilbert space is much smaller: it consists of all configurations obtained by applying all possible squeezes to the root state. For example, the squeezed basis for $N=4$ electrons is $|100100100100\rangle$, $|011000100100\rangle$, $|100011000100\rangle$, $|100100011000\rangle$ and $|011000011000\rangle$. In general, the number of states in the squeezed basis is given by the Fibonacci number. Hence, the Hilbert space

dimension still grows exponentially with system size, but it is much smaller than the full Fock basis. This is due to the special structure in the Hamiltonian (S11) which causes it to fracture into many dynamically-disconnected sectors [1].

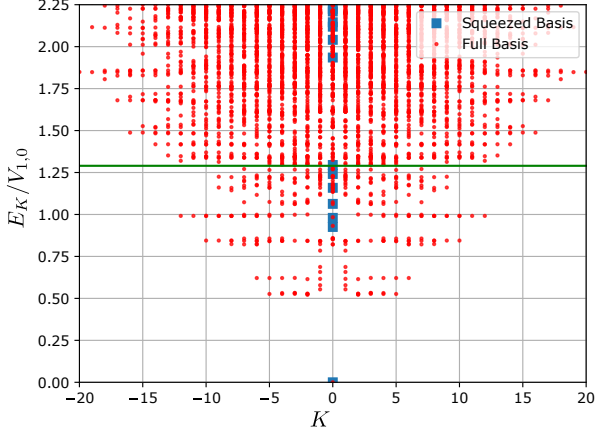


FIG. S2. Spectrum of the Hamiltonian in Eq. (S11) with energies labelled by momentum K . Blue squares: spectrum obtained by restricting the Hamiltonian to the squeezed basis. Red dots: spectrum in the full Fock basis. The green line corresponds to the graviton energy.

The energy spectrum E_K of the quench Hamiltonian is plotted in Fig. S2. We notice that the dominant state ($E_K \approx 1.29$) contributing to the dynamics is much higher than the first excited state in $K=0$ momentum sector, for both the squeezed basis and the full Fock basis. Note that the excited states with momenta $K \neq 0$ do not contribute to the dynamics since our quench preserves translation symmetry (hence, K is conserved). In the main text, we identified $E_g \approx 1.29$ as the frequency of the emergent graviton mode which lies in the zero momentum sector. We solve our Hamiltonian by using Exact Diagonalization [2].

GEOMETRIC QUENCH IN THE BIMETRIC THEORY

In FQH systems, “geometry” appears in three distinct guises. First, the form factor $F_m(\mathbf{q}) = \exp(-g_m^{ab} q_a q_b \ell_B^2/4)$ is a function of the band mass tensor g_m , where we use the Einstein summation convention. As discussed in Eq. (S9), the symmetric, unimodular tensor g_m can be conveniently parametrized by Q and ϕ . Second, the interaction potential V_q in general depends on another rank-2 tensor g_i , characterizing the underlying solid state material (g_i originates from the dielectric tensor of the material for the Coulomb interaction). Both g_m and g_i are set by *extrinsic* experimental conditions.

For simplicity, in this paper we study the model Hamiltonian for the Laughlin state, where we take $g_m = g_i$.

In the presence of extrinsic tensors g_m and g_i , a FQH state develops its own, *intrinsic* geometric degree of freedom. This intrinsic degree of freedom defines the shape of particle-flux composite droplets in the FQH state and can be thought of as a metric \tilde{g} , which is similarly parametrized by Eq. (S9). Intrinsic metric \tilde{g} is a “compromise” between g_m and g_i [3], because g_m and g_i are physically independent and in general different from each other. The dynamics of \tilde{g} can be induced by tilting the magnetic field, which can be exactly modelled by 2×2 anisotropic mass tensor for parabolic confining potential [3–5]. This forms the key component of the geometric quench protocol [6].

Bimetric theory [7] describes gapped dynamics of a single spin-2 degree of freedom which is present in the collective excitation spectrum of all gapped FQH states. In the long-wavelength limit, this degree of freedom has a variational description in terms of the Girvin-MacDonald-Platzman (GMP) neutral excitation [8]. The bimetric theory assumes the spin-2 excitation mode couples to an external electro-magnetic field and ambient geometry. Thus, the dynamical degree of freedom is the vielbein \hat{e}_i^α [9] that “squares” to give the intrinsic metric introduced above, $\tilde{g}_{ij} = \hat{e}_i^\alpha \hat{e}_j^\beta \delta_{\alpha\beta}$. The inverse metric is given by $\hat{G}^{ij} = \hat{E}_\alpha^i \hat{E}_\beta^j \delta^{\alpha\beta}$, where \hat{E}_α^i is the inverse vielbein, satisfying $\hat{E}_\alpha^i \hat{e}_j^\alpha = \delta_j^i$. The unimodular condition on \tilde{g}_{ij} reads $\sqrt{g} = \sqrt{\tilde{g}}$, where \sqrt{g} is the determinant of the ambient metric g_{ij} . Quadrupolar anisotropy is introduced by modifying the ambient metric, $g_{ij}^m = m_{AB} e_i^A e_j^B$, where e_i^A are the vielbeins that describe the ambient geometry (we assume ambient space is flat, i.e., $e_i^A = \delta_i^A$) and m_{AB} is a unimodular matrix, assumed to be of the form $\text{diag}[e^A, e^{-A}]$, where A is the effective anisotropy.

In a homogeneous magnetic field, the bimetric Lagrangian is [7]

$$\mathcal{L} = \frac{\nu\varsigma}{2\pi\ell_B^2} \hat{\omega}_0 - \frac{m}{2} \left(\frac{1}{2} \tilde{g}^{ij} g_{ij}^m - \gamma \right)^2, \quad (\text{S16})$$

where $\hat{\omega}_0 = \frac{1}{2} \epsilon_{\alpha\beta} \hat{E}_\beta^i \partial_0 \hat{e}_i^\alpha$ is the temporal component of the (dynamic) Levi-Civita spin connection. The phenomenological coefficient m sets the energy scale which determines the gap of the spin-2 mode, $E_g = 2\Omega(1 - \gamma)$, where $\Omega = (m/\varsigma)(2\pi\ell_B^2/\nu)$, and the quantized coefficient ς is determined by the “shift” [10]. Parameter γ is used to tune the theory close to the nematic phase transition in the gapped phase $\gamma < 1$, where the GMP description is exact.

In order to compute the dynamics of \tilde{g} , we parametrize it in terms of \tilde{Q} and $\tilde{\phi}$ as in Eq. (S9). Both \tilde{Q} and $\tilde{\phi}$ are functions of time but not space, since we consider global (homogeneous) quench. The equations for $\tilde{\phi}(t)$ and $\tilde{Q}(t)$

have been shown to take the form [6]

$$\dot{\tilde{Q}} \sinh \tilde{Q} = -2\Omega \left(\sinh A \cosh \tilde{Q} \cos \tilde{\phi} - \cosh A \sinh \tilde{Q} \right) \times \left(\gamma + \sinh A \sinh \tilde{Q} \cos \tilde{\phi} - \cosh A \cosh \tilde{Q} \right) \quad (\text{S17})$$

$$\dot{\tilde{Q}} \sinh \tilde{Q} = -2\Omega \sin \tilde{\phi} \sinh \tilde{Q} \sinh A \left(\gamma + \sinh A \sinh \tilde{Q} \cos \tilde{\phi} - \cosh A \cosh \tilde{Q} \right) \quad (\text{S18})$$

This non-linear classical system governs the universal dynamics of FQH states following a geometric quench. When anisotropy is weak, we can assume both A and \tilde{Q} are close to 0. By Taylor expanding Eqs. (S17) and (S18) in A and \tilde{Q} , it can be shown that for a particular initial condition $\tilde{Q}(0) = 0$, the analytical solution is given

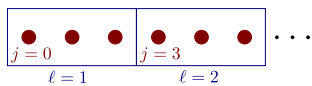
$$\tilde{Q}(t) = \pm 2A \sin \left(\frac{E_g t}{2} \right), \quad \tilde{\phi}(t) = \pi \mp \frac{\pi}{2} - \frac{E_g t}{2}, \quad (\text{S19})$$

which was used for fitting the dynamics data in the main text. Note that there is only one linearly independent solution because the system is invariant under $\tilde{Q} \rightarrow -\tilde{Q}$ and $\tilde{\phi} \rightarrow \tilde{\phi} + \pi$. Thus, we can focus on the $\tilde{Q} \geq 0$ part and consider $\tilde{\phi} \bmod 2\pi$. By inspection of $\tilde{Q}(t)$, we see the solution alternates between two branches, which doubles the frequency from $E_g/2$ to E_g . The overall prefactor (written as $2A$) is expected to be proportional to the anisotropy of the post-quench Hamiltonian.

Ref. [6] established a good quantitative agreement between the numerically exact quench dynamics and the above prediction of the bimetric theory. The agreement is observed in the regime where the ground state before and after the quench remains in the Laughlin phase. Intuitively, the agreement is due to the fact that the quench involves an exponentially vanishing fraction of eigenstates that contribute to the dynamics, which *a posteriori* justifies the fundamental assumption of the bimetric theory that assumes a single spin-2 degree of freedom.

DERIVATION OF THE SPIN-CHAIN HAMILTONIAN

Here we demonstrate that the Hamiltonian in Eq. (1) in the main text can be mapped onto the spin model in Eq. (5) in terms of the reduced registers. As discussed in the main text, each reduced register corresponds to a block of three consecutive sites, where the reduced register ℓ contains three fermionic sites $j = 3\ell - 3, 3\ell - 2, 3\ell - 1$ as shown below:



To derive the mapping, note that it is sufficient to restrict to the subspace of states obtained by repeated action of the Hamiltonian on the root state,

i.e., $H|\dots 100100\dots\rangle, H^2|\dots 100100\dots\rangle$, etc., or, equivalently, states obtained by repeated action of the squeezing operators $\hat{S}_j = c_{j+1}^\dagger c_{j+2}^\dagger c_{j+3} c_j$ on the root state. We refer to this subspace as the squeezing subspace. Within this subspace, the terms $\hat{n}_j \hat{n}_{j+2}$ can be dropped as none of the states generated by the application of \hat{S}_j on $|\dots 100100\dots\rangle$ have second neighbor 1s, hence $\hat{n}_j \hat{n}_{j+2}$ trivially vanishes in this subspace.

Next, we consider the $\hat{n}_j \hat{n}_{j+1}$ terms. We focus on open boundary conditions, where the last block is never squeezed, i.e., $\mathcal{N}_N = 0$. Therefore $\ell=N-1$ is effectively the last register of the spin chain and register $\ell=N$ can be treated a ghost site. It is easy to observe that each squeezed block creates a pair of occupied nearest neighbors. For example, the state $|10100\rangle \sim |011, 000, 011, 000, 100\rangle$ has exactly two 1 registers and two nearest neighbor occupied pairs. Therefore,

$$\sum_{j=0}^{3N-2} \hat{n}_j \hat{n}_{j+1} \rightarrow \sum_{\ell=1}^{N-1} \mathcal{N}_\ell.$$

We next consider the $\hat{n}_j \hat{n}_{j+3}$ terms. The root state $|00000\rangle = |100, 100, 100, 100, 100\rangle$, here shown for $N=5$, has $\sum_j \hat{n}_j \hat{n}_{j+3} = N-1$. Now let us consider adding a squeezed block ℓ , somewhere in the middle of the chain, surrounded by unsqueezed blocks:

$$\begin{aligned} \dots 00000\dots &= \dots 100, 100, 100, 100, 100\dots \\ \dots 0100\dots &= \dots 100, 011, 000, 100, 100\dots \end{aligned} \quad (\text{S20})$$

This operation changes blocks ℓ and $\ell+1$, reducing $\hat{n}_j \hat{n}_{j+3}$ by 3 as the bonds between blocks $(\ell-1, \ell)$, $(\ell, \ell+1)$, and $(\ell+1, \ell+2)$ no longer contribute to $\sum_j \hat{n}_j \hat{n}_{j+3}$. Therefore, we must subtract $3 \sum_\ell \mathcal{N}_\ell$ from the sum. However, if we squeeze two second-neighbor blocks ℓ and $\ell+1$ as

$$\dots 010100\dots = \dots 100, 011, 000, 011, 000, 100\dots$$

instead of reducing $\hat{n}_j \hat{n}_{j+3}$ by $2 \times 3 = 6$, we reduce it by 5 as the $(\ell+1, \ell+2)$ bond is double counted. We thus need to add a term $\sum_\ell \mathcal{N}_\ell \mathcal{N}_{\ell+2}$. The only other correction involves $\ell=1$ and $\ell=N-1$, which respectively do not have the $(\ell-1, \ell)$, and $(\ell+1, \ell+2)$ blocks and therefore only reduce the sum by 2 instead of 3. We then obtain

$$\sum_{j=0}^{3N-4} \hat{n}_j \hat{n}_{j+3} \rightarrow N-1-3 \sum_{\ell=1}^{N-1} \mathcal{N}_\ell + \sum_{\ell=1}^{N-3} \mathcal{N}_\ell \mathcal{N}_{\ell+2} + \mathcal{N}_1 + \mathcal{N}_{N-1}.$$

Finally, we map the squeezing (off-diagonal) term. Unless j is the first site of a reduced block, the operator $V_{2,1} c_{j+1}^\dagger c_{j+2}^\dagger c_{j+3} c_j + V_{2,1}^* c_j^\dagger c_{j+3}^\dagger c_{j+2} c_{j+1}$ annihilates the state. Thus we focus on an individual term corresponding to block ℓ

$$W_\ell = V_{2,1} c_{j+1}^\dagger c_{j+2}^\dagger c_{j+3} c_j + V_{2,1}^* c_j^\dagger c_{j+3}^\dagger c_{j+2} c_{j+1},$$

where $j = 3\ell - 3$ is the first site of the block ℓ . We notice that if either of the neighboring blocks of an unsqueezed block ℓ are squeezed, W_ℓ annihilates a state:

$$\begin{aligned} W_\ell | \dots 1 0_\ell 0 \dots \rangle &= W_\ell | \dots 011, 000, 100 \dots \rangle = 0, \\ W_\ell | \dots 0 0_\ell 1 \dots \rangle &= W_\ell | \dots 100, 100, 011 \dots \rangle = 0, \\ W_\ell | \dots 1 0_\ell 1 \dots \rangle &= W_\ell | \dots 011, 000, 011 \dots \rangle = 0. \end{aligned} \quad (\text{S21})$$

We can implement this annihilation by including a factor $(1 - \mathcal{N}_{\ell-1})(1 - \mathcal{N}_{\ell+1})$. Blocks $\ell = 1$ and $\ell = N - 1$ are special because they have only one neighboring block. If block ℓ is already squeezed it cannot have a squeezed neighbor, in which case

$$\begin{aligned} W_\ell | \dots 0 0_\ell 0 \dots \rangle &= V_{2,1} | \dots 100, 011, 000 \dots \rangle = V_{2,1} | \dots 0 1_\ell 0 \dots \rangle, \\ W_\ell | \dots 0 1_\ell 0 \dots \rangle &= V_{2,1}^* | \dots 100, 100, 100 \dots \rangle = V_{2,1}^* | \dots 0 0_\ell 0 \dots \rangle. \end{aligned}$$

Therefore if the neighbors are 0 the action of W_ℓ in the $(|0\rangle, |1\rangle)$ basis is given by the matrix

$$W_\ell = \begin{pmatrix} 0 & V_{2,1} \\ V_{2,1}^* & 0 \end{pmatrix} = \text{Re}(V_{2,1})X - \text{Im}(V_{2,1})Y.$$

We then represent the full squeezing term for open boundary condition as

$$\begin{aligned} &\sum_{j=0}^{3N-4} V_{2,1} c_{j+1}^\dagger c_{j+2}^\dagger c_{j+3} c_j + V_{2,1}^* c_j^\dagger c_{j+3}^\dagger c_{j+2} c_{j+1} \\ &\rightarrow [\text{Re}(V_{2,1})X_1 - \text{Im}(V_{2,1})Y_1](1 - \mathcal{N}_2) \\ &+ (1 - \mathcal{N}_{N-2})[\text{Re}(V_{2,1})X_{N-1} - \text{Im}(V_{2,1})Y_{N-1}] \\ &+ \sum_{\ell=2}^{N-2} (1 - \mathcal{N}_{\ell-1})[\text{Re}(V_{2,1})X_\ell - \text{Im}(V_{2,1})Y_\ell](1 - \mathcal{N}_{\ell+1}). \end{aligned}$$

EXTRAPOLATION OF VARIATIONAL PARAMETERS

In the main text we introduced the following variational ansatz to accurately approximate the time-evolved state:

$$|\psi_{\text{var}}(\alpha, \beta)\rangle = \prod_{\ell} e^{-i\alpha\mathcal{N}_\ell} e^{-i\beta(1-\mathcal{N}_{\ell-1})X_\ell} |000\dots\rangle \quad (\text{S22})$$

The ansatz consists of applying alternating gates \mathcal{N}_ℓ and $(1 - \mathcal{N}_{\ell-1})X_\ell$ on each reduced register ℓ (on the very first site, due to open boundary condition, we use X_1 instead of $(1 - \mathcal{N}_{\ell-1})X_\ell$ for $\ell = 1$). The parameters α and β , which are limited to windows of length 2π due to the integer eigenvalues of operators \mathcal{N}_ℓ and $(1 - \mathcal{N}_{\ell-1})X_\ell$, are variationally determined to maximize the overlap, $|\langle\psi_0|U^\dagger(t)|\psi_{\text{var}}(\alpha, \beta)\rangle|$, with the exact state at each time step t .

One advantage of the ansatz in Eq. (S22) is that it relies only on two-qubit control gates, while ensuring no forbidden states (with neighboring 11 registers) are generated. Another advantage is that we can obtain the final

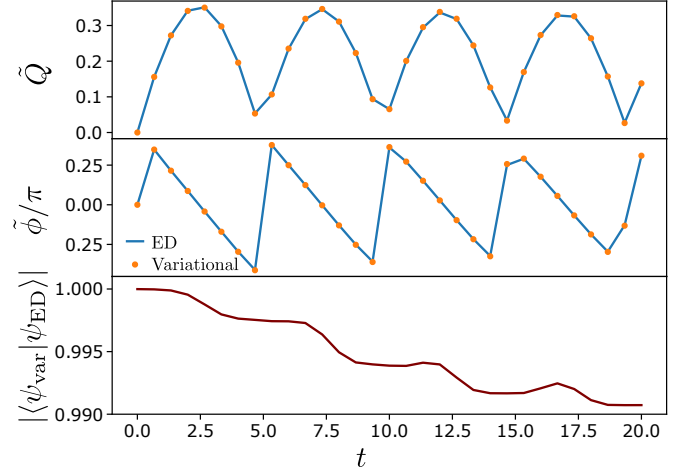


FIG. S3. Variational ansatz in Eq. (S22) successfully captures the time-dependent quantum metric parameters, \tilde{Q} and $\tilde{\phi}$, as well as the full wave function obtained from exact diagonalization (ED) for $N=9$ electrons.

state by acting on the trivial root state $|000\dots\rangle$ rather than the ground state $|\psi_0\rangle$. Since all registers are zero in the root state, if we start from the left end of the chain and apply controlled rotations, the qubit to the right is always zero before the application of the unitary operator, allowing us to use two-qubit control gates instead of three-qubit ones, with each register controlled only by its left neighbor. Finally, note that in general the parameters α, β are expected to be site-dependent; however, we have numerically found that imposing translation invariance on the variational parameters produces high overlaps (~ 0.99) with the exact state and is sufficient for capturing any local observable expectation values in the bulk of the system, in particular it faithfully reproduces the quantum metric parameters \tilde{Q} and $\tilde{\phi}$, Fig. S3.

The weak system-size dependence of the optimal variational parameters α^* and β^* allows us to extrapolate them to the thermodynamic limit, see Fig. S4. We use $1/N$ as a small parameter, and assume α^* and β^* have a Taylor expansion in powers of $1/N$ for each total time t :

$$\alpha^*(N, t) \approx p_0^\alpha(t) + \frac{p_1^\alpha(t)}{N} + \frac{p_2^\alpha(t)}{N^2} + \frac{p_3^\alpha(t)}{N^3} + \dots \quad (\text{S23})$$

$$\beta^*(N, t) \approx p_0^\beta(t) + \frac{p_1^\beta(t)}{N} + \frac{p_2^\beta(t)}{N^2} + \frac{p_3^\beta(t)}{N^3} + \dots \quad (\text{S24})$$

For large N , the higher-order terms in the expansion are unimportant. As seen in Fig. S4, there is good agreement between the cubic and quadratic fits, with the largest difference on the order 1% for β^* . Furthermore, the cubic fits are in excellent agreement with TEBD results for large systems. Therefore, the parameters $p_0^{\alpha, \beta}(t)$ obtained from the cubic fit provide a smooth, accurate extrapolation of the optimal variational parameters to the thermodynamic limit, $N \rightarrow \infty$.

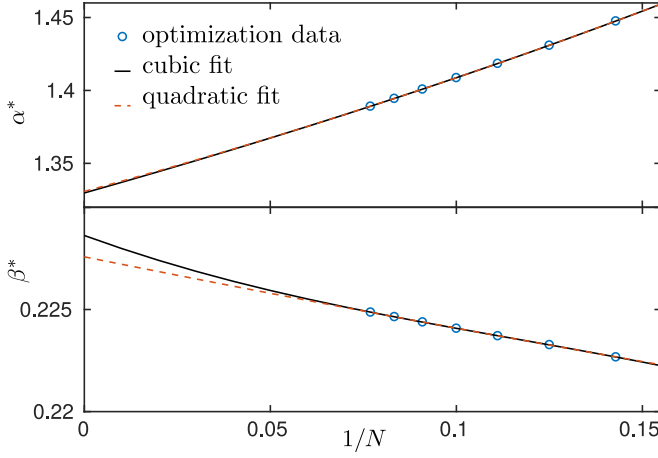


FIG. S4. The variational parameters extracted from numerical optimization for system size N can be fit to a Taylor expansion in terms of $1/N$. There is reasonable agreement between the quadratic and cubic fits, while the cubic fit exhibits better agreement with TEBD results. The data shown are for total evolution time $t = 10$.

SIMULATING QUANTUM DYNAMICS VIA TROTTERIZATION

In the main text, we used a variational quantum algorithm of linear depth to simulate the geometric quench. The circuit approximated the action of the evolution operator on the pre-quench ground state as $e^{-iH't}|\psi_0\rangle$. In principle, one could implement the evolution operator $e^{-iH't}$ using Trotterization instead. However, such an approach is not fruitful on current quantum hardware, as the circuit depth necessary to simulate long times quickly exceeds the capabilities of current physical qubits, resulting in pure noise. This issue is exacerbated by the fact that, in contrast to the variational circuit, which acted on the root state $|000\dots\rangle$, the circuit which implements a Trotterized form of the propagator must be preceded by a circuit which prepares the pre-quench ground state, increasing the total circuit depth and negatively affecting the fidelity of measurements on the hardware. Here, we derive a circuit which implements a Trotterized time evolution of our Hamiltonian and demonstrate such a scheme is not feasible on current NISQ hardware.

The spin-chain Hamiltonian (neglecting constant

terms that give a global phase) is given by

$$\hat{H} = \sum_{\ell=1}^{N-2} H_{\ell} + \underbrace{(V_{1,0} - 2V_{3,0})\mathcal{N}_0 + V_{2,1}X_0(1 - \mathcal{N}_1)}_{H_0} \quad (\text{S25})$$

$$+ \underbrace{(V_{1,0} - 2V_{3,0})\mathcal{N}_{N-1} + V_{2,1}(1 - \mathcal{N}_{N-2})X_{N-1}}_{H_{N-1}}, \quad (\text{S26})$$

where

$$H_{\ell} \equiv (V_{1,0} - 3V_{3,0})\mathcal{N}_{\ell} + V_{3,0}\mathcal{N}_{\ell-1}\mathcal{N}_{\ell+1} + V_{2,1}(1 - \mathcal{N}_{\ell-1})X_{\ell}(1 - \mathcal{N}_{\ell+1}). \quad (\text{S27})$$

We decompose the evolution operator as follows:

$$e^{-iH't} \approx \left(\prod_l e^{-iH_l t/k} \right)^k = \left(\prod_l U_l(t/k) \right)^k. \quad (\text{S28})$$

The approximation improves in the limit of small $\delta t = t/k$. However, we will see that only $k=1$ can be run without significant noise on IBM's quantum hardware, and thus we can only hope to accurately simulate very short times; late times will be dominated by Trotter error. Note that $V_{2,1}$ is real for the Trotterization circuit, as we assumed $g_{12} = 0$ in the quench Hamiltonian H' . We now explicitly write the U_{ℓ} operators. Ignoring the commutations of the terms in the exponent in the limit of small δt , we can write

$$U_0(\delta t) \approx e^{-i\frac{V_{1,0}-2V_{3,0}}{2}(I+Z_0)\delta t} e^{-iV_{2,1}X_0(1-\mathcal{N}_1)\delta t},$$

where I is the identity. Ignoring a global phase, the first terms is a z rotation and the second term is a controlled x rotation, resulting in the circuit element of Fig. S5. Sim-

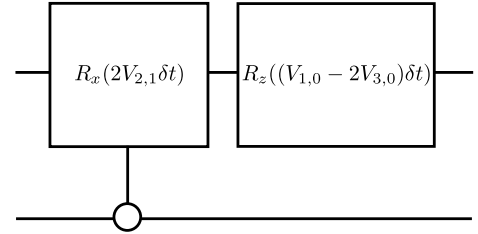


FIG. S5. Circuit implementation of the Trotterized unitary U_0 , at the boundary at the left of the chain.

ilarly the unitary at the right boundary can be written as

$$U_{N-1}(\delta t) \approx e^{-i\frac{V_{1,0}-2V_{3,0}}{2}(I+Z_{N-1})\delta t} e^{-iV_{2,1}(1-\mathcal{N}_{N-2})X_{N-1}\delta t},$$

giving the circuit element shown in Fig. S6.

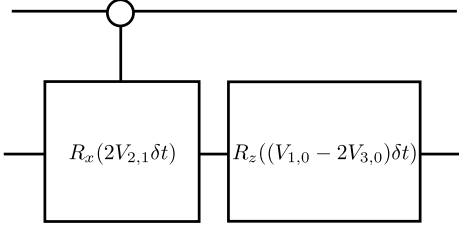


FIG. S6. Circuit implementation of the Trotterized unitary U_{N-1} , at the boundary at the right of the chain.

In the bulk of the spin chain, the unitary operator up a global phase has the following structure

$$U_\ell(\delta t) \approx e^{-i\frac{V_{3,0}}{4}Z_{\ell-1}\delta t} e^{-i\frac{V_{1,0}-3V_{3,0}}{2}Z_\ell\delta t} e^{-i\frac{V_{3,0}}{4}Z_{\ell+1}\delta t} \\ \times e^{-i\frac{V_{3,0}}{4}Z_{\ell-1}Z_{\ell+1}\delta t} e^{-iV_{2,1}(1-N_{\ell-1})X_\ell(1-N_{\ell+1})\delta t}.$$

Noting that the operator $e^{-i\frac{V_{3,0}}{4}Z_{\ell-1}Z_{\ell+1}\delta t}$ can be implemented by a z rotation acting on qubit $\ell+1$ sandwiched between two CNOT gates with qubit $\ell-1$ as the control bit, we find the circuit element of Fig. S7 for implementing $U_\ell(\delta t)$. The unitary constructed above should then

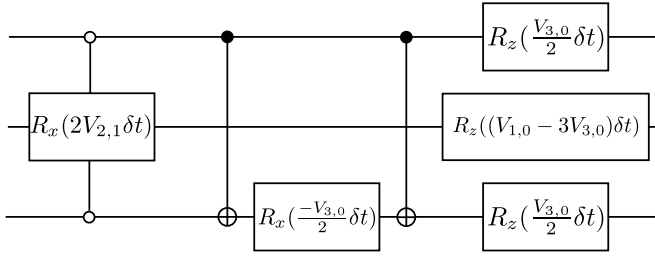


FIG. S7. Circuit implementation of the trotterized unitary U_l in the bulk.

act on the prequench ground state. We use the circuit of Ref. 11 to create the Laughlin $\nu = 1/3$ fractional quantum Hall state as the initial state.

We simulate the result of the Trotterization scheme we have described above classically, in order to determine the circuit depth k necessary to accurately capture the dynamics at late times. We find $k = O(10)$ provides an accurate simulation up to $t \approx 3$, whereas $k = O(100)$ is necessary to accurately simulate up to $t \approx 10$. Note that when implementing this circuit on real hardware, it is only multiple-qubit entangling gates which are affected by the fidelity of the qubits, as single-qubit gates do not greatly contribute to noise. The only multiple-qubit entangling gates our Trotterization circuit contains are CNOTs, thus the number of CNOTs in the circuit can be understood as a measure of how well we expect our circuit to perform – in general, more CNOTs means more noise. For example, from practical experience with the IBM platform, we find circuits start to suffer from noise when they contain $\propto 25$ CNOTs. Fig. S8 shows

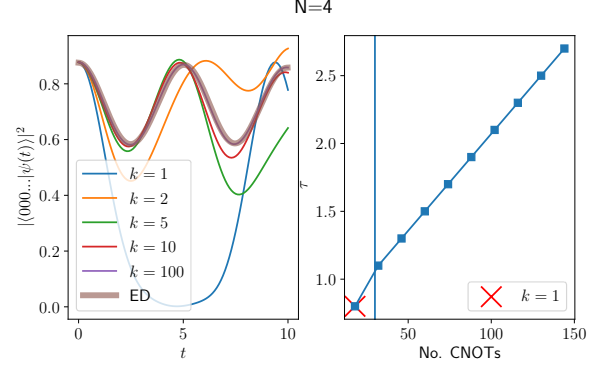


FIG. S8. Expected performance of Trotterization with increasing circuit depth. Left: In order to accurately reproduce exact dynamics, we require a very deep circuit ($k = O(100)$), which is not feasible on current quantum hardware due to qubit noise. Right: Maximum time τ_{acc} reliably simulated as a function of the number of CNOTs. Vertical line marks 25 CNOTs, the approximate current limit of IBM hardware.

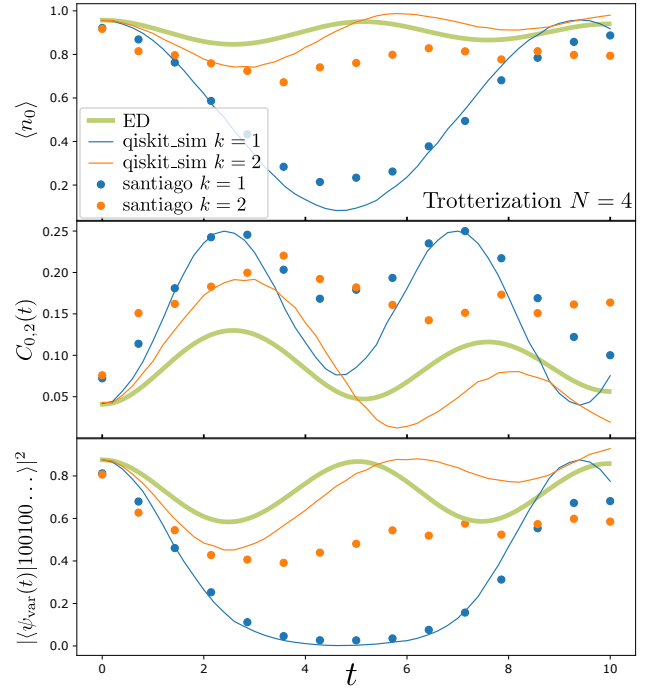


FIG. S9. Hardware performance of two shallow-depth Trotterizations with $k=1$ and $k=2$.

the maximum simulation time for which we can obtain accurate results as a function of the number of CNOTs with Trotterization, τ_{acc} . Fig. S8 also shows simulated dynamics for various k . We find already at $k=2$ we exceed 25 CNOTs, yielding $\tau_{acc} \approx 1$. Therefore we expect noisy results on ibmq already at $k>2$, thus the Trotterized approach is limited to only accurately simulating times $O(1)$.

Fig S9 displays results obtained from ibmq Santiago

quantum computer, implementing Trotterized time evolution from the pre-quench ground state. We observe that while the hardware result for $k=1$ agrees with the simulation, such a shallow circuit is dominated by trotter error very quickly, and only accurately captures very short times. Already at $k=2$ we observe the hardware result does not agree with the simulated result. Thus, we conclude Trotterization is not a viable approach to simulating geometric quenches on current hardware.

-
- [1] S. Moudgalya, A. Prem, R. Nandkishore, N. Regnault, and B. A. Bernevig, “Thermalization and its absence within krylov subspaces of a constrained hamiltonian,” (2019), [arXiv:1910.14048 \[cond-mat.str-el\]](#).

- [2] Y. Wang, G. Fabbri, M. Dean, and G. Kotliar, *Computer Physics Communications* **243**, 151–165 (2019).
- [3] B. Yang, Z. Papić, E. H. Rezayi, R. N. Bhatt, and F. D. M. Haldane, *Phys. Rev. B* **85**, 165318 (2012).
- [4] Z. Papić, *Phys. Rev. B* **87**, 245315 (2013).
- [5] B. Yang, C. H. Lee, C. Zhang, and Z.-X. Hu, *Phys. Rev. B* **96**, 195140 (2017).
- [6] Z. Liu, A. Gromov, and Z. Papić, *Phys. Rev. B* **98**, 155140 (2018).
- [7] A. Gromov and D. T. Son, *Phys. Rev. X* **7**, 041032 (2017).
- [8] S. M. Girvin, A. H. MacDonald, and P. M. Platzman, *Phys. Rev. Lett.* **54**, 581 (1985).
- [9] S. Carroll and S. Carroll, *Spacetime and Geometry: An Introduction to General Relativity* (Addison Wesley, 2004).
- [10] X. G. Wen and A. Zee, *Phys. Rev. Lett.* **69**, 953 (1992).
- [11] A. Rahmani, K. J. Sung, H. Putterman, P. Roushan, P. Ghaemi, and Z. Jiang, *PRX Quantum* **1**, 020309 (2020).