

Fairness-aware Maximal Clique Enumeration

Minjia Pan[†], Rong-Hua Li[†], Qi Zhang[†], Yongheng Dai[‡], Qun Tian[‡], Guoren Wang[†]

[†]Beijing Institute of Technology, Beijing, China; [‡]Diankeyun Technologies Ltd, Beijing, China;
panminjia_cs@163.com; lironghuabit@126.com; qizhangcs@bit.edu.cn;
toyhdai@163.com; tianqun@cetccoloud.com; wanggrbit@126.com;

Abstract—Cohesive subgraph mining on attributed graphs is a fundamental problem in graph data analysis. Existing cohesive subgraph mining algorithms on attributed graphs do not consider the *fairness* of attributes in the subgraph. In this paper, we for the first time introduce fairness into the widely-used clique model to mine fairness-aware cohesive subgraphs. In particular, we propose two novel fairness-aware maximal clique models on attributed graphs, called weak fair clique and strong fair clique respectively. To enumerate all weak fair cliques, we develop an efficient backtracking algorithm called WFCEnum equipped with a novel colorful k -core based pruning technique. We also propose an efficient enumeration algorithm called SFCEnum to find all strong fair cliques based on a new attribute-alternatively-selection search technique. To further improve the efficiency, we also present several non-trivial ordering techniques for both weak and strong fair clique enumeration. The results of extensive experiments on four real-world graphs demonstrate the efficiency and effectiveness of the proposed algorithms.

I. INTRODUCTION

Complex networks in the real world, such as social networks, communication networks and biological networks, can be modeled as graphs. Graph analysis techniques have been extensively studied to help to understand the features of networks. Community detection, which aims at finding cohesive subgraph structures in networks, is a fundamental problem in graph analysis that has attracted much attention for decades [16], [22], [30]. As an elementary model, clique has been widely used to reveal dense community structures of graphs [13], [21]. Mining cliques in a graph has a wide range of applications, including mining overlapping communities in social networks [42], identifying protein complexes in protein networks [41], and finding groups with abnormal transactions in financial networks [6].

Many real-life networks are often attributed graphs where vertices or edges are associated with attribute information. There are a number of studies that focus on finding communities on attributed graphs [12], [18], [23], [32], [36], [38]–[40]. However, those works either require high correlation of attributes in a community or aim to find communities satisfying some attribute constraints. None of them takes into account the *fairness* of attributes in the community.

Recently, the concept of fairness is mainly considered in the machine learning community [10], [14], [37]. Many studies reveal that a rank produced by a biased machine learning model can result in systematic discrimination and reduce visibility for an already disadvantaged group (e.g., incorporations of gender and racial and other biases) [5], [34], [43]. Therefore, many different definitions of fairness, such as individual fairness,

group fairness [37], and related algorithms were proposed to generate a fairness ranking. Some other studies focus on the fairness in classification models, such as demographic parity [10] and equality of opportunity [14]. All these studies suggest that the concept of fairness is very important in machine learning models.

Motivated by the concept of fairness in machine learning, we introduce fairness for an important graph mining task, i.e., mining cliques in a graph. Mining *fair cliques* has a variety of applications. For example, consider an online social network where each user has an attribute denoting his/her gender. We may want to find a clique community in which both the number of males and females reach a certain threshold, or the number of males and females are exactly the same. Compared to the traditional clique communities, the fair clique communities can overcome gender bias. In a collaboration network, each vertex has an attribute representing his/her research topic. The fair cliques can be used to identify research groups who work closely and also have diverse research topics, because the fair cliques have already considered the fairness over different research topics.

In this paper, we focus on the problem of finding fairness-aware cliques in attributed graphs where each vertex in the graph has one attribute. We propose two new models to characterize the fairness of a clique, called weak fair clique and strong fair clique respectively. A weak fair clique is a maximal subgraph which 1) is a clique, and 2) requires the number of vertices of every attribute value is no less than a given threshold k , thus it can guarantee the fairness over all attributes to some extent. A strong fair clique is a maximal subgraph in which 1) the vertices form a clique, and 2) the number of vertices for each attribute value is exactly the same, thus it can fully guarantee the fairness over all attributes. We show that finding all weak or strong fair cliques is NP-hard. Furthermore, the problem of enumerating all strong fair cliques is often much more challenging than the problem of enumerating all weak fair cliques. To solve our problems, we first propose a backtracking enumeration algorithm called WFCEnum with a novel colorful k -core based pruning technique to enumerate all weak fair cliques. Then, we propose a SFCEnum algorithm to enumerate all strong fair cliques based on a new attribute-alternatively-selection search strategy. We also develop several non-trivial ordering techniques to further speed up the WFCEnum and SFCEnum algorithms. Below, we summarize the main contributions of this paper.

New models. We propose a weak fair clique and a strong fair clique model to characterize the fairness of a cohesive subgraph. To the best of our knowledge, we are the first to introduce the concept of fairness for cohesive subgraph modeling.

Novel algorithms. We first propose a novel concept called colorful k -core and develop a linear-time algorithm to compute the colorful k -core. We show that both weak fair cliques and strong fair cliques must be contained in the colorful k -core, thus we can use it for pruning unpromising vertices in enumerating weak or strong fair cliques. Then, we propose a backtracking algorithm WFCEnum to enumerate all weak fair cliques with a colorful k -core induced ordering. To enumerate all strong fair cliques, we further develop a novel fairness k -core based pruning technique which is more effective than the colorful k -core pruning. We also propose a backtracking algorithm SFCEnum with a new attribute-alternatively-selection search strategy to enumerate all strong fair cliques. In addition, a heuristic ordering method is also proposed to further improve the efficiency of the strong fair clique enumeration algorithm.

Extensive experiments. We conduct extensive experiments to evaluate the efficiency and effectiveness of our algorithms using four real-world networks. The results show that the colorful k -core based pruning technique is very powerful which can significantly prune the original graph. The results also show that the WFCEnum and SFCEnum algorithms are efficient in practice. Both of them can enumerate all fair cliques on a large graph with 2,523,387 vertices and 7,918,801 edges in less than 3 hours. In addition, we conduct a case study on DBLP to evaluate the effectiveness of our algorithms. The results show that both WFCEnum and SFCEnum can find fair communities with different research areas, and SFCEnum can further keep balance of attribute values in the subgraph.

Reproducibility. The source code of this paper is released at Github: <https://github.com/honmameiko22/fairnessclique> for reproducibility purpose.

II. PRELIMINARIES

Let $G = (V, E, A)$ be an undirected, unweighted attributed graph with $n = |V|$ and $m = |E|$. Each vertex u in G has an attribute A and we denote its value as $u.val$. Let A_{val} be the set of all possible values of attribute A , namely, $A_{val} = \{u.val | u \in V\}$. The cardinality of A_{val} is denoted by A_n , i.e., $A_n = |A_{val}|$. For brevity, we also represent A_{val} as $A_{val} = \{a_i | 0 \leq i < A_n\}$. We denote the set of neighbors of a vertex u by $N(u)$, and the degree of u by $d(u) = |N(u)|$. For a vertex subset $S \subseteq V$, the subgraph induced by S is defined as $G_S = (S, E_S, A)$, where $E_S = \{(u, v) | (u, v) \in E, u, v \in S\}$ and A is the vertex attribute in G .

In a graph G , a clique C is a complete subgraph where each pair of vertices in C is connected. Based on the concept of clique, we present two fairness-aware clique models as follows.

Definition 1: (Weak fair clique) Given an attributed graph G and an integer k , a clique C of G is a weak fair clique of G if (1) for each value $a_i \in A_{val}$, the number of vertices

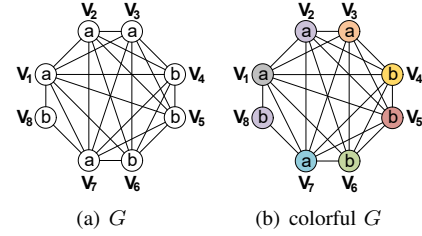


Fig. 1. Running example

whose value equals a_i is no less than k ; (2) there is no clique $C' \supset C$ satisfying (1).

Example 1: Consider a graph $G = (V, E, A)$ with $A_{val} = \{a, b\}$ in Fig. 1(a). Suppose that $k = 3$. By Definition 1, we can see that the subgraph C induced by the vertex set $\{v_1, v_2, v_3, v_4, v_5, v_6, v_7\}$ is a weak fair clique. This is because the number of vertices with attribute value a in C is 4 ($\geq k = 3$), and with attribute b is 3 ($\geq k = 3$). Moreover, there does not exist a subgraph C' that contains C and also satisfies the condition (1) in Definition 1. \square

Clearly, by Definition 1, the weak fair clique model exhibits the *fairness property* over all types of vertices (with different attribute values), as it requires the number of vertices for each attribute in the subgraph must be no less than k . However, the weak fair clique model may not strictly guarantee the fairness for all attributes. Below, we propose a strong fair clique definition which strictly requires the subgraph has the same number of vertices for each attribute.

Definition 2: (Strong fair clique) Given an attributed graph G and an integer k , a clique C of G is a *strong fair clique* of G if (1) for each $a_i \in A_{val}$, the number of vertices whose value equals a_i is no less than k ; (2) the number of vertices for each a_i is exactly the same; (3) there is no clique $C' \supset C$ satisfying (1) and (2).

Example 2: Reconsider the attributed graph G in Fig. 1(a). Again, we assume that $k = 3$. By definition, we can easily check that the subgraph induced by $\{v_1, v_2, v_3, v_4, v_5, v_6\}$ is a strong fair clique. Note that the subgraph induced by $\{v_1, v_2, v_3, v_4, v_5, v_6, v_7\}$ is a weak fair clique, but it is not a strong fair clique, as it violates the condition (2) in Definition 2. \square

Problem statement. Given an attributed graph G and an integer k , our goal is to enumerate all weak fair cliques and strong fair cliques in G respectively.

Example 3: Reconsider the attributed graph G in Fig. 1(a). Suppose that k equals 2. We aim to find all 2-weak fair cliques and 2-strong fair cliques in G . The answer of 2-weak fair clique enumeration is $C = \{v_1, v_2, v_3, v_4, v_5, v_6, v_7\}$ because it is the maximal clique satisfying Definition 1. We can also find that there are three 2-strong fair cliques in G , i.e., $C_1 = \{v_1, v_2, v_3, v_4, v_5, v_6\}$, $C_2 = \{v_1, v_2, v_7, v_4, v_5, v_6\}$, and $C_3 = \{v_2, v_3, v_7, v_4, v_5, v_6\}$, thus they are the answers for 2-strong fair clique search. Clearly, all 2-strong fair cliques are subgraphs of the 2-weak fair clique. \square

Challenges. We first discuss the hardness of the weak fair

clique enumeration problem. Considering a special case: $k = 0$. Clearly, the weak fair clique enumeration problem degenerates to the traditional maximal clique enumeration problem which is NP-hard. Thus, finding all weak fair cliques is also an NP-hard problem. Enumerating strong fair cliques is more challenging than enumerating all weak fair cliques for the following reasons. (1) The number of strong fair cliques is often much larger than that of weak fair cliques. By definition, we can see that a strong fair clique is always contained in a weak fair clique. On the contrary, a weak fair clique is not necessarily a strong fair clique. (2) Each weak fair clique must be a traditional maximal clique, but the strong fair clique may not be a traditional maximal clique (see Example 2), which means that it is difficult to check the maximality of strong fair cliques.

Unlike traditional maximal cliques, both weak fair cliques and strong fair cliques have an additional attribute value constraint, thus a potential solution is to apply attribute information to prune the search space. The challenges of our problems are (1) how can we efficiently prune unpromising vertices, and (2) how to maintain the fair clique property during the search procedure. To tackle the above challenges, we will propose the WFCEnum algorithm with a new colorful k -core based pruning technique for weak fair clique enumeration; and propose the SFCEnum algorithm with a novel attribute-alternatively-selection strategy for enumerating all strong fair cliques. Both of our algorithms are able to correctly find all fair cliques and significantly improve the efficiency compared to the baseline enumeration algorithm.

III. WEAK FAIR CLIQUE ENUMERATION

In this section, we present the WFCEnum algorithm to enumerate all weak fair cliques. The key idea of WFCEnum is that it first prunes the vertices that are not contained in any weak fair clique based on a novel concept called colorful k -core. Then, it performs a carefully-designed backtracking search procedure to enumerate all results. Below, we first introduce the concept of colorful k -core, followed by a heuristic search order and the WFCEnum algorithm.

A. The colorful k -core pruning

Before introducing the colorful k -core based pruning technique, we first briefly review the problem of vertex coloring for a graph. The goal of vertex coloring is to color the vertices such that no two adjacent vertices have the same color [17], [25]. Given a graph $G = (V, E)$, we denote by $color(u)$ the color of a vertex $u \in V$. Based on the vertex coloring, we define the *colorful degree* of a vertex as follows.

Definition 3: (Colorful degree) Given an attributed graph $G = (V, E, A)$ and an attribute value $a_i \in A_{val}$. The colorful-degree of vertex u based on a_i , denoted by $D_{a_i}(u, G)$, is the number of colors of u 's neighbors whose attribute value is a_i , i.e., $D_{a_i}(u, G) = |\{color(v) | v \in N(u), v.val = a_i\}|$.

Clearly, each vertex u has A_n colorful degrees. Let $D_{\min}(u, G)$ denotes the minimum colorful degree of a vertex u , i.e., $D_{\min}(u, G) = \min\{D_{a_i}(u, G) | a_i \in A_{val}\}$. We omit

Algorithm 1: ColorfulCore

Input: $G = (V, E, A)$, an integer k
Output: The colorful k -core \hat{G}

- 1 Color all vertices by invoking a degree-based greedy coloring algorithm;
- 2 Let \mathcal{Q} be a priority queue; $\mathcal{Q} \leftarrow \emptyset$;
- 3 **for** $u \in V$ **do**
- 4 **for** $v \in N(u)$ **do**
- 5 **if** $M_u(v.val, color(v)) = 0$ **then** $D_{v.val}(u)++$;
- 6 $M_u(v.val, color(v))++$;
- 7 $D_{\min}(u) \leftarrow \min\{D_{a_i}(u) | a_i \in A_{val}\}$;
- 8 **for** $u \in V$ **do**
- 9 **if** $D_{\min}(u) < k$ **then**
- 10 $\mathcal{Q}.push(u)$; Remove u from G ;
- 11 **while** $\mathcal{Q} \neq \emptyset$ **do**
- 12 $u \leftarrow \mathcal{Q}.pop()$;
- 13 **for** $v \in N(u)$ **do**
- 14 **if** v is not removed **then**
- 15 $M_v(u.val, color(u))--$;
- 16 **if** $M_v(u.val, color(u)) \leq 0$ **then**
- 17 $D_{u.val}(v) \leftarrow D_{u.val}(v) - 1$;
- 18 $D_{\min}(v) \leftarrow \min\{D_{a_i}(v) | a_i \in A_{val}\}$;
- 19 **if** $D_{\min}(v) < k$ **then**
- 20 $\mathcal{Q}.push(v)$; Remove v from G ;
- 21 The colorful k -core $\hat{G} \leftarrow$ the remaining graph of G ;
- 22 **return** \hat{G} ;

the symbol G in $D_{a_i}(u, G)$ and $D_{\min}(u, G)$ when the context is clear. Below, we give the definition of *colorful k -core*.

Definition 4: (Colorful k -core) Given an attributed graph $G = (V, E, A)$ and an integer k , a subgraph $H = (V_H, E_H, A)$ of G is a colorful k -core if: (1) for each vertex $u \in V_H$, $D_{\min}(u, H) \geq k$; (2) there is no subgraph $H' \subseteq G$ that satisfies (1) and $H \subset H'$.

Based on Definition 4, we have the following lemma.

Lemma 1: Given an attributed graph $G = (V, E, A)$ and a parameter k , any weak fair clique must be contained in the colorful $(k-1)$ -core of G .

Proof: Assume that C is a weak fair clique and consider a vertex $u \in C$. Based on Definition 1, for each $a_i \in A_{val}$, u has at least $k-1$ neighbors in C whose attribute value is a_i . Since the vertices with the same color must not be adjacent, we have $D_{a_i}(u, C) \geq D_{\min}(u, C) \geq k-1$ for each $a_i \in A_{val}$. Thus, if a subgraph $g \subseteq G$ satisfies $D_{\min}(u, g) < k-1$, C must not be included in g . \square

Equipped with Lemma 1, we propose a novel algorithm, called ColorfulCore, to compute the colorful- k -core of G , which can be used to prune unpromising vertices in the weak fair clique enumeration procedure. The pseudo-code of ColorfulCore is shown in Algorithm 1. The algorithm computes the colorful- k -core of G by iteratively peeling vertices from the remaining graph based on their colorful degrees, which is a variant of the classic core decomposition algorithm [4], [24] (lines 8-20). Specifically, it first performs greedy coloring on G which colors vertices based on the order of degree [15], [26] (line 1). Note that finding the optimal coloring is an NP-hard problem [17], [25], thus we use a greedy algorithm to compute a heuristic coloring which is sufficient for defining the colorful k -core. A priority queue

Q is employed to maintain the vertices with smaller D_{\min} which will be removed during the peeling procedure (line 2). ColorfulCore computes the colorful degrees of all vertices to initialize Q (lines 3-10). M_u records the number of u 's neighbors whose attribute values and colors are the same. After that, the algorithm computes the colorful k -core of G by iteratively peeling vertices from the remaining graph based on their colorful degrees (lines 11-20). Finally, ColorfulCore returns the remaining graph \hat{G} as the colorful k -core. Below, we analyze the complexity of Algorithm 1.

Example 4: Consider the graph $G = (V, E, A)$ in Fig. 1(a). Assume that we want to search all 2-weak fair cliques. By Lemma 1, we invoke ColorfulCore to calculate the colorful-1-core of G . Specifically, we first color the vertices of G using the greedy method. Then, we obtain a colored graph which is illustrated in Fig. 1(b) with seven different colors. Take the vertex v_8 as an example. v_8 connects to v_1 and v_7 in G and both of them have attribute value a , thus $D_a(v_8) = 2$ and $D_b(v_8) = 0$ hold. Due to $D_{\min}(v_8) = D_b(v_8) = 0 < 1$, v_8 is not contained in any 2-weak fair clique. Thus, ColorfulCore removes v_8 from G . The removal of v_8 subsequently updates the colorful-degrees of v_1 and v_7 . ColorfulCore repeatedly removes vertices until all the remaining vertices satisfying $D_{\min} \geq 1$. Finally, we can obtain a subgraph induced by the vertex set $V - \{v_8\}$ which is a colorful-1-core with $D_{\min} = 2$. \square

Theorem 1: Algorithm 1 consumes $O(E + V)$ time using $O(V * A_n * \text{color})$ space, where color denotes the total number of colors.

Proof: In line 1, the greedy coloring procedure takes $O(E + V)$ time [15]. In lines 2-7, we can easily derive that the algorithm takes $O(E + V)$ time. In lines 11-20, the algorithm can update M_v for each $v \in N(u)$ in $O(1)$ time. For each edge (u, v) , the update operator only performs once, thus the total time complexity is bounded by $O(E + V)$. For the space complexity, the algorithm needs to maintain the structure M_v for each vertex which takes at most $O(V * A_n * \text{color})$ space in total. \square

B. The colorful k -core based ordering

WFCEnum finds all weak fair cliques by performing a backtracking search procedure. Hence, the search order of vertices is vital as the search spaces with various orderings are significantly different. Below, we propose a heuristic order based on the colorful k -core, called ColorOD, which can significantly improve the performance of WFCEnum as confirmed in our experiments.

Consider a vertex u and its neighbor v with $D_{\min}(u, G) \geq (k - 1) > D_{\min}(v, G)$. According to Lemma 1, u may be contained in a weak fair clique but v is impossible. Thus, we can construct a smaller subgraph induced by u 's neighbors whose D_{\min} values are no less than $D_{\min}(u, G)$ to search weak fair cliques correctly. Inspired by this, we design a search order denoted by ColorOD; and we propose an algorithm, called CalColorOD, to calculate such an order. Similar to the idea of ColorfulCore, CalColorOD iteratively removes a

Algorithm 2: CalColorOD

```

Input: A connected graph  $G = (V, E)$ 
Output: The ColorOD ordering  $\mathcal{O}$ 
1 Let  $B$  be an array with  $B(i) = \text{false}$ ,  $1 \leq i \leq |V|$ ;
2  $\mathcal{O} \leftarrow \emptyset$ ;  $H \leftarrow \emptyset$ ;  $\text{cnt} \leftarrow 0$ ;
3 for  $u \in V$  do
4   Calculate  $D_{\min}(u)$  as lines 4-7 in Algorithm 1;
5    $H.\text{push}(u, D_{\min}(u))$ ;
6 while  $H \neq \emptyset$  do
7    $(u, D_{\min}(u)) \leftarrow H.\text{pop}()$ ;
8    $\mathcal{O}[u] = \text{cnt}$ ;  $B(u) \leftarrow \text{true}$ ;  $\text{cnt}++$ ;
9   for  $v \in N(u)$  do
10    if  $B(v) = \text{false}$  then
11       $M_v(u.\text{val}, \text{color}(u))--$ ;
12      if  $M_v(u.\text{val}, \text{color}(u)) \leq 0$  then
13         $D_{u.\text{val}}(v)--$ ;  $\text{dif} \leftarrow D_{\min}(v) - D_{u.\text{val}}(v)$ ;
14        if  $\text{dif} \neq 0$  then
15           $D_{\min}(v) \leftarrow D_{u.\text{val}}(v)$ ;  $H.\text{update}(v, \text{dif})$ ;
16 return  $\mathcal{O}$ ;

```

vertex with the minimum D_{\min} from the remaining graph. The vertices-removal ordering by this procedure is denoted as ColorOD.

Algorithm 2 outlines the pseudo-code of CalColorOD. For each vertex u , we use $\mathcal{O}(u)$ to indicate the rank of u in our order \mathcal{O} . A heap-based structure H is employed to maintain the vertices with their D_{\min} values, which always pops out the pair $(u, D_{\min}(u))$ with minimum D_{\min} . CalColorOD first calculates $D_{\min}(u)$ for every vertex u and pushes $(u, D_{\min}(u))$ into H (lines 3-5). Then, CalColorOD iteratively pops out the vertex with minimum D_{\min} from H and records its rank in \mathcal{O} (lines 6-15). As a vertex is removed, we maintain the D_{\min} values for its neighbors and update H (lines 9-15). It is easy to check that the time and space complexities of Algorithm 2 are the same as those of Algorithm 1.

The reason why ColorOD works is that the search procedure beginning with vertices that have low ranks in ColorOD tends to be less possible to form weak fair cliques. Note that the main searching time of the enumeration algorithm is spent on the vertices that have a dense and large neighborhood. ColorOD can guarantee that the unpromising vertices are explored first, thus reducing the number of candidates of the vertices that have a dense and large neighborhood.

C. The weak fair clique enumeration algorithm

The main idea of WFCEnum is to prune the unpromising vertices first, and then perform the backtracking procedure to find all weak fair cliques. Unlike the traditional maximal clique enumeration, WFCEnum is equipped with a colorful k -core-based pruning rule and a carefully-designed ColorOD ordering technique, which can significantly reduce the search space. The pseudo-code of WFCEnum is outlined in Algorithm 3.

The WFCEnum algorithm works as follows. It first initializes four sets R , X , C , and Res (line 1). The set R represents the currently-found clique which may be extended to a weak fair clique. X is the set of vertices in which every vertex can be used to expand the current clique R but has already been visited in previous search paths. C is the candidate set that can

Algorithm 3: WFCEnum

Input: $G = (V, E, A)$, an integer k
Output: The set of weak fair cliques Res

```

1  $Res \leftarrow \emptyset; R \leftarrow \emptyset; X \leftarrow \emptyset; C \leftarrow \emptyset;$ 
2  $\hat{G} = (\hat{V}, \hat{E}) \leftarrow \text{ColorfulCore}(G, k - 1);$ 
3 Initialize an array  $B$  with  $B(i) = false, 1 \leq i \leq |\hat{V}|;$ 
4 for  $u \in \hat{V}$  do
5   if  $B(u) = false$  then
6      $CC \leftarrow \text{ConnectedGraph}(u, B);$ 
7      $\mathcal{O} \leftarrow \text{CalColorOD}(CC);$ 
8      $R \leftarrow \emptyset; X \leftarrow \emptyset; \text{BackTrack}(R, C, X, \mathcal{O});$ 
9 return  $Res;$ 
10 Procedure  $\text{BackTrack}(R, C, X, \mathcal{O})$ 
11 if  $C = \emptyset$  and  $X = \emptyset$  then  $Res \leftarrow Res \cup R;$ 
12 for  $u \in C$  in non-descending  $\text{ColorOD}$  order do
13    $\hat{R} \leftarrow R \cup u; \hat{C} \leftarrow \emptyset; flag \leftarrow false;$ 
14   Let  $\hat{C}_{cnt}, \hat{R}_{cnt}$  be the arrays of size  $A_n;$ 
15   for  $v \in C$  do
16     if  $v \in N(u)$  and  $\mathcal{O}(v) > \mathcal{O}(u)$  then
17        $\hat{C} \leftarrow \hat{C} \cup v; \hat{C}_{cnt}(v.val)++;$ 
18   if  $|\hat{C}| + |\hat{R}| < k * A_n$  then continue;
19   for  $v \in \hat{R}$  do  $\hat{R}_{cnt}(v.val)++;$ 
20   for  $a_i \in A_{val}$  do
21     if  $\hat{R}_{cnt}(a_i) + \hat{C}_{cnt}(a_i) < k$  then
22        $flag \leftarrow true; \text{break};$ 
23   if  $flag = true$  then continue;
24    $\hat{X} \leftarrow X \cap N(u);$ 
25    $\text{BackTrack}(\hat{R}, \hat{C}, \hat{X}, \mathcal{O});$ 
26    $X \leftarrow X \cup u;$ 

```

be used to extend the current clique R in which each vertex must be neighbors of all vertices in R . After initialization, WFCEnum performs ColorfulCore to prune the vertices that are definitely not contained in any weak fair clique (line 2). The algorithm then invokes the BackTrack procedure to find all weak fair cliques in the pruned graph \hat{G} (lines 4-9). Note that \hat{G} may have several connected colorful $(k - 1)$ -cores, so BackTrack should be performed on each connected component in \hat{G} . An array B is used to indicate whether a vertex u has been searched, and it is initialized as false for each vertex. For an unvisited vertex u , WFCEnum identifies the connected colorful- $(k - 1)$ -core CC containing u and sets B as true for all vertices within CC to denote that CC will not be searched again (line 6). WFCEnum then calls CalColorOD to derive the search order ColorOD of vertices in CC , and performs the BackTrack procedure on CC to enumerate all weak fair cliques (lines 7-8).

The workflow of BackTrack is depicted in lines 10-26 of Algorithm 3. It first identifies whether the current R is a weak fair clique (line 11). R is an answer if and only if $C = \emptyset$ and $X = \emptyset$. C is empty means that no vertex can be added into R . In addition, the set X must be empty, otherwise any vertex in X can be added into R and makes R non-maximal. If R is not a weak fair clique, we add each vertex $u \in C$ into R and start the next iteration of BackTrack (lines 12-26). Note that each candidate in C is a neighbor of all vertices in R , therefore after adding u into R , C must be updated to keep out those vertices that are not adjacent with u (lines 15-17). Here, we only consider the vertices whose rank is larger than u 's rank to avoid finding the same clique repeatedly. After obtaining the

updated sets \hat{C} and \hat{R} , if $|\hat{C}| + |\hat{R}| < k * A_n$ holds, BackTrack terminates as the sets cannot reach the minimum size of a weak fair clique (line 18). On the other hand, we use \hat{R}_{cnt} and \hat{C}_{cnt} to denote the number of vertices whose attribute value is a_i in \hat{R} and \hat{C} , respectively (line 17 and line 19). By checking the count for each $a_i \in A_{val}$, we can quickly determine whether the current/next clique is promising. For any $a_i \in A_{val}$, if $\hat{R}_{cnt}(a_i) + \hat{C}_{cnt}(a_i) < k$ holds, we cannot obtain a weak fair clique even if we add the whole set C into R . This is because the condition (1) of Definition 1 is not satisfied, thus BackTrack terminates (lines 20-23). Otherwise, the procedure derives the set \hat{X} by adding u 's neighbors into X , and then performs the next iteration (lines 24-25). After exploring the vertex u , BackTrack adds it into X because u has already been searched in the current search path and cannot be processed in the following recursions (line 26).

IV. STRONG FAIR CLIQUE ENUMERATION

In this section, we first develop an efficient strong fair clique enumeration algorithm with a novel pruning technique for the two-dimensional (2D) case, where the attributed graph has only two types of attributes (i.e., $|A_n| = 2$). Then, we will show how to extend our enumeration algorithm to handle the high-dimensional case ($|A_n| > 2$).

A. The pruning technique for 2D case

Suppose that the attributed graph $G = (V, E, A)$ has two types of attributes, i.e., $A_{val} = \{a_1, a_2\}$. The neighbors of a vertex u can be divided into h_u groups by coloring where each group contains vertices with the same color. Clearly, by the property of coloring, only one vertex can be selected from a group to form a clique with u . Below, we give a new definition of fairness degree of a vertex.

Definition 5: (Fairness degree) Given a colored attributed graph $G = (V, E, A)$ with $A_{val} = \{a_1, a_2\}$, the fairness degree of u , denoted by $FD(u)$, is the largest number of groups from which we select vertices so that the number of vertices with attribute a_1 is the same as the number of vertices with attribute a_2 .

By Definition 5, we can easily verify that the fairness degree of a vertex u , i.e., $FD(u)$, is an upper bound of the size of the strong fair clique containing u . Therefore, for any vertex u , if $FD(u) < 2 \times (k - 1)$, then u cannot be contained in any strong fair clique, because any vertex in a strong fair clique must have a fairness degree no less than $2 \times (k - 1)$ by Definition 2. As a consequence, we can safely prune the vertex whose fairness degree is less than $2 \times (k - 1)$.

A remaining question is how can we efficiently compute the fairness degree for a vertex u . Below, we develop an efficient approach to answer this question.

Based on the attribute values, the h_u color groups can be divided into three categories: (1) OA1Group: is a group that involves vertices of attribute a_1 only; (2) OA2Group: is a group that contains vertices of attribute a_2 only; (3) MixGroup: is a group that contains vertices of both a_1 and a_2 . Let c_1, c_2 , and c_m be the number of the OA1Group groups, the OA2Group

Algorithm 4: FairnessCore

Input: $G = (V, E, A)$, an integer k
Output: The reduced graph \hat{G}

```
1  $\bar{G} = (\bar{V}, \bar{E}) \leftarrow \text{ColorfulCore}(G, k)$ ;  
2 Let  $FD$  be an array of size  $|\bar{V}|$ ; Let  $Q$  be a queue;  
3 for  $u \in \bar{V}$  do  
4   for  $v \in N(u)$  do  
5      $\text{Group}(u, \text{color}(v), v.\text{val})++$ ;  
6    $FD(u) \leftarrow \text{FairDegCal}(u, \text{Group})$ ;  
7   if  $FD(u) < 2 \times k$  then  
8     Remove  $u$  from  $\bar{G}$ ;  $Q.\text{push}(u)$ ;  
9 while  $Q \neq \emptyset$  do  
10   $u \leftarrow Q.\text{pop}()$ ;  
11  for  $v \in N(u)$  do  
12    if  $v$  is removed then continue;  
13     $\text{Group}(v, \text{color}(u), u.\text{val})--$ ;  
14    Calculate  $FD(v)$  and update  $Q$  as lines 6-8;  
15  $\hat{G} \leftarrow$  the remaining graph of  $\bar{G}$ ;  
16 return  $\hat{G}$ ;
```

Procedure FairDegCal(u, Group)

```
17  $c_1 \leftarrow 0$ ;  $c_2 \leftarrow 0$ ;  $c_m \leftarrow 0$ ;  
18 for each color  $cr$  do  
19   if  $\text{Group}(u, cr, a_1) \geq 1$  and  $\text{Group}(u, cr, a_2) = 0$  then  
20      $c_1 \leftarrow c_1 + 1$ ;  
21   if  $\text{Group}(u, cr, a_2) \geq 1$  and  $\text{Group}(u, cr, a_1) = 0$  then  
22      $c_2 \leftarrow c_2 + 1$ ;  
23   if  $\text{Group}(u, cr, a_1) \geq 1$  and  $\text{Group}(u, cr, a_2) \geq 1$  then  
24      $c_m \leftarrow c_m + 1$ ;  
25 if  $c_1 \leq c_2$  then  
26   if  $c_m \geq (c_2 - c_1)$  then  $FD(u) \leftarrow 2 \times ((c_m - (c_2 - c_1))/2 + c_2)$ ;  
27   else  $FD(u) \leftarrow 2 \times (c_m + c_1)$ ;  
28 else  
29   if  $c_m \geq (c_1 - c_2)$  then  $FD(u) \leftarrow 2 \times ((c_m - (c_1 - c_2))/2 + c_1)$ ;  
30   else  $FD(u) \leftarrow 2 \times (c_m + c_2)$ ;  
31 return  $FD(u)$ ;
```

groups, and the MixGroup groups respectively. Suppose without loss of generality that $c_1 \leq c_2$. Then, if $c_m \leq (c_2 - c_1)$ holds, we can easily derive that $FD(u) = 2 \times (c_m + c_1)$. Otherwise, we have $FD(u) = 2 \times ((c_m - (c_2 - c_1))/2 + c_2)$. Based on these results, we can easily derive the fairness degree for each vertex by using the three quantities c_1 , c_2 , and c_m . The pseudo-code of our algorithm to compute the fairness is given in lines 17-29 of Algorithm 4.

Based on the fairness degree, we can iteratively prune the vertices with fairness degrees smaller than $2 \times (k - 1)$. Below, we introduce a concept called fairness k -core to characterize the reduced subgraph after iteratively peeling the unqualified vertices.

Definition 6: (fairness k -core) Given an attributed graph $G = (V, E, A)$ with $A_{val} = \{a_1, a_2\}$ and an integer k , a subgraph $H = (V_H, E_H, A)$ of G is a fairness k -core if: (1) for each $u \in V_H$, $FD(u) \geq 2k$; (2) there is no subgraph $H' \subseteq G$ that satisfies (1) and $H \subset H'$.

By Definition 6, we can show that any strong fair clique must be contained in the fairness k -core.

Lemma 2: Given an attributed graph $G = (V, E, A)$ with $A_{val} = \{a_1, a_2\}$ and a parameter k , any strong fair clique must be contained in the fairness $(k - 1)$ -core of G .

Proof: Consider a strong fair clique C . According to Definition 2, assume there are k vertices of attribute a_1 and k vertices of attribute a_2 in C . For an arbitrary vertex u in C , we

suppose that $u.\text{val} = a_1$. There are $k - 1$ vertices of attribute a_1 and k vertices of attribute a_2 in u 's neighbors. Therefore, after performing FairDegCal for u , we have $c_1 = k - 1$, $c_2 = k$ and $c_m = 0$. Further, $FD(u)$ is equal to $2(k - 1)$. Due to the arbitrariness of u , the fairness degree of each vertex in C must reach $2(k - 1)$, too. Hence, C must be contained in the fairness- $(k - 1)$ -core of G . \square

Example 5: Reconsider the attributed graph in Fig. 1(b). Suppose that $k = 3$. By Lemma 2, we consider the fairness 2-core of G . For vertex v_8 , v_8 has two neighbors v_1 and v_7 , and both of them have attribute value a . Clearly, we have $FD(v_8) = 0 < 2 \times 2$, thus v_8 is not contained in the fairness 2-core. For vertex v_1 , the initial value of c_1 , c_2 and c_m are 2, 3, 1. Obviously, $c_m + c_1 = c_2$, thus we have $FD(v_1) = 6 > 4$. Similarly, the fairness degrees of the other vertices are all equal to 6. Therefore, the subgraph induced by $V \setminus \{v_8\}$ is a fairness 2-core. Clearly, such a subgraph contains the strong fair clique as illustrated in Example 2. \square

Similar to the colorful k -core computation algorithm, we can also devise a peeling algorithm to compute the fairness k -core by iteratively removing the vertices that have fairness degrees smaller than $2k$. The pseudo-code of our algorithm is outlined in Algorithm 4. Note that a strong fair clique is always contained in a weak fair clique, thus we can first invoke ColorfulCore to prune vertices that are definitely not included in the weak fair cliques before computing the fairness k -core of G (line 1).

Theorem 2: Algorithm 4 consumes $O((E + V) * \text{color})$ time using $O(V * \text{color})$ space.

Proof: In line 1, Algorithm 4 invokes Algorithm 1 which takes $O(V + E)$ time and $O(V * \text{color})$ space (since $A_n = 2$). The FairDegCal procedure takes at most $O(\text{color})$ time for each vertex. Therefore, the total time overhead taken in lines 3-8 is $O(V * \text{color} + E)$. In lines 9-14, for each edge (u, v) , the update cost is bounded by $O(\text{color})$, thus the total time complexity is $O((E + V) * \text{color})$. For the space complexity, the algorithm takes $O(V * \text{color})$ space to maintain the Group structure. \square

Fairness k -core ordering. Similar to the ColorOD, we can derive an ordering based on the fairness k -core, called FairOD, for strong fair clique enumeration. In particular, FairOD is derived by iteratively removing the vertex with the minimum fairness degree which is very similar to the computational procedure of ColorOD. We omit the details for brevity.

B. The enumeration algorithm for 2D case

Armed with the fairness k -core based pruning technique and the FairOD ordering, we propose the SFCEnum algorithm which alternatively picks a vertex of a specific attribute in the backtracking procedure to enumerate all strong fair cliques. The SFCEnum is shown in Algorithm 5. We use R to represent the currently-found clique and C to denote the candidate set. Similar to WFCEnum, SFCEnum first applies FairnessCore to prune the vertices that are definitely not contained in strong fair cliques (line 2) and then performs the StrongBackTrack

Algorithm 5: SFCEnum

Input: $G = (V, E, A)$, an integer k
Output: The set of all strong fair cliques Res

```

1  $Res \leftarrow \emptyset; R \leftarrow \emptyset; C \leftarrow \emptyset;$ 
2  $\hat{G} = (\hat{V}, \hat{E}) \leftarrow \text{FairnessCore}(G, k - 1);$ 
3 Initialize an array  $B$  with  $B(i) = \text{false}, 1 \leq i \leq |\hat{V}|;$ 
4 for  $u \in \hat{V}$  do
5   if  $B(u) = \text{false}$  then
6      $CC \leftarrow \text{ConnectedGraph}(u, B);$ 
7      $\mathcal{O} \leftarrow \text{FairOD}(CC);$ 
8      $R \leftarrow \emptyset; C \leftarrow \emptyset; \text{StrongBackTrack}(R, C, a_0, \mathcal{O});$ 
9 return  $Res;$ 
10 Procedure  $\text{StrongBackTrack}(R, C, a_\phi, \mathcal{O})$ 
11 if  $|\hat{R}| \% A_n = 0$  and  $|\hat{R}| \geq k * A_n$  then
12   if  $\text{IsMaximal}(C)$  then
13      $Res \leftarrow Res \cup R;$  return;
14 for  $u \in C$  then  $C_A(u.val) \leftarrow C_A(u.val) \cup u;$ 
15 for  $u \in C_A(a_\phi)$  do
16    $\hat{R} \leftarrow R \cup u;$ 
17   for  $v \in C$  do
18     if  $v \in N(u)$  and  $\mathcal{O}(v) > \mathcal{O}(u)$  then
19        $\hat{C} \leftarrow \hat{C} \cup v; \hat{C}_A(v.val) \leftarrow \hat{C}_A(v.val) \cup v;$ 
20    $c_{\min} \leftarrow \min(|\hat{C}_A(a_i)|); a_{\min} \leftarrow \arg \min_{a_i} |\hat{C}_A(a_i)|;$ 
21   if  $|\hat{R}| \% A_n = 0$  then  $R_c \leftarrow c_{\min} * A_n + |\hat{R}|;$ 
22   else
23     if  $a_{\min} \in \{a_0, a_1, \dots, a_\phi\}$  then
24        $R_c \leftarrow c_{\min} * A_n + (|\hat{R}|/A_n + 1) * A_n;$ 
25     else  $R_c \leftarrow (c_{\min} - 1) * A_n + (|\hat{R}|/A_n + 1) * A_n;$ 
26   if  $R_c < k * A_n$  then continue;
27    $\text{StrongBackTrack}(\hat{R}, \hat{C}, a_{\phi+1}, \mathcal{O});$ 

```

procedure for each connected fairness $(k - 1)$ -core in \hat{G} to find all results (lines 4-8).

The pseudo-code of StrongBackTrack is outlined in lines 10-27 of Algorithm 5. Since a strong fair clique requires that the numbers of vertices for each attribute a_i are exactly the same, we develop a novel attribute-alternatively-selection mechanism to select vertices in each iteration. That is, StrongBackTrack admits an input parameter a_ϕ , which is initialized to a_0 (line 8), to indicate the attribute value of the vertices to be selected in the current iteration. In the next iteration, we pick the vertices with the attribute value $a_{\phi+1}$ to construct strong fair cliques (line 27). StrongBackTrack divides the candidates in C into A_n sets, where the attribute values of vertices in each set are the same, i.e., $C_A(a_i) = \{u | u \in C, u.val = a_i\}$ (line 14). For each candidate u in $C_A(a_\phi)$, we pick one vertex at a time as a part of the currently-found clique and update the candidate set based on the FairOD ordering (lines 16-27).

After adding u into the current clique, we can combine the set \hat{R} and \hat{C} to determine whether to call StrongBackTrack for a more in-depth search (lines 16-27). Specifically, we classify the candidates in \hat{C} according to their attribute values and record a_{\min} as the attribute value with the minimum number of vertices (denoted by c_{\min}) (line 20). Note that if there are multiple attribute values satisfying $|\hat{C}_A(a_i)| = c_{\min}$, we pick a_i with the largest i as a_{\min} . Clearly, c_{\min} determines how large a strong fair clique can be. We use R_c to denote the largest size of possible strong fair cliques. If $|\hat{R}| \% A_n = 0$, the numbers

Algorithm 6: IsMaximal(C)

```

1 if  $|C| < A_n$  then return true;
2 else
3   for each  $a_i \in A_{val}$  do
4      $C_i \leftarrow \{u | u \in C, u.val = a_i\};$ 
5     if  $|C_i| = 0$  return true;
6    $Record \leftarrow C_0;$ 
7   for each  $a_i \in \{A_{val} - \{a_0\}\}$  do
8      $SwapRecord \leftarrow \emptyset;$ 
9     for  $v_i \in C_i$  do
10      for  $r \in Record$  do
11        if  $v_i$  is a neighbor of all vertices in  $r$  then
12           $SwapRecord \leftarrow SwapRecord \cup \{r \cup v_i\};$ 
13       $Record \leftarrow SwapRecord;$ 
14 if  $Record \neq \emptyset$  return false;

```

of vertices with various attribute values are the same in the current set \hat{R} , thus there are at most $c_{\min} * A_n$ vertices can be added into \hat{R} , and further we have $R_c = c_{\min} * A_n + |\hat{R}|$ (line 21). Otherwise, we calculate R_c and try to search a larger clique (lines 22-27). By the attribute-alternatively-selection strategy, in the current iteration with a_ϕ , the number of vertices with attribute value a_f ($a_f \in \{a_0, \dots, a_\phi\}$) is always one more than that of vertices with a_b ($a_b \in \{a_{\phi+1}, \dots, a_{n-1}\}$) in R . If $a_{\min} = a_f$, we can add one vertex, for each a_b , into R to obtain a clique with size $(|\hat{R}|/A_n + 1) * A_n$, which is denoted by R_M . Note that there are still $c_{\min} * A_n$ vertices that may form a larger clique with R_M . Therefore, we calculate R_c as shown in line 24. Similarly, when $a_{\min} = a_b$, we have at most $(c_{\min} - 1) * A_n$ vertices that may add into R_M to construct a strong fair clique with size R_c (line 25). After calculating R_c , we can terminate the search procedure early if $R_c < k * A_n$, because it violates the definition of strong fair clique in this case. Otherwise, we recursively perform StrongBackTrack with the attribute value $a_{\phi+1}$ (line 27).

Maximality checking. The results of all traditional maximal cliques and our weak fair cliques lie in the leaves of the backtracking enumeration tree. We can check whether a weak fair clique is found by $C = \emptyset$ and $X = \emptyset$ (see line 11 of Algorithm 3). However, such a maximality checking method cannot be used for strong fair cliques. The reasons are twofold: (1) an empty candidate set C does not mean that we find a strong fair clique because the number of vertices in R corresponding to each attribute value may not be the same; (2) even if X is not empty, R can be a strong fair clique. That is to say, strong fair cliques can appear in the intermediate nodes of the backtracking enumeration tree. Therefore, we need to develop new solution to check the maximality for strong fair cliques. We propose a maximality checking technique as follows.

Once the StrongBackTrack procedure finds a clique whose size is equal to $k' * A_n$ with $k' \geq k$, we need to check the maximality according to Definition 2. Since the vertices in C are neighbors of all vertices in R , if we find any clique in C with every attribute, R is definitely not a strong fair clique as it violates the constraint (3) in Definition 2. Based on this,

Algorithm 7: CalHeurOrd

Input: A connected graph $G = (V, E)$
Output: The HeurOD ordering \mathcal{O}

```
1  $\mathcal{O} \leftarrow \emptyset$ ;  $\mathcal{Q} \leftarrow \emptyset$ ;  
2 Let  $B$  be an array with  $B(i) = false, 1 \leq i \leq |V|$ ;  
3 for  $u \in V$  do  
4   for  $v \in N(u)$  do  
5      $S_u(color(v), v.val) \leftarrow S_u(color(v), v.val) + 1$ ;  
6   Let  $cnt$  be an array with  $cnt(i) = 0, 0 \leq i < A_n$ ;  
7   for each color  $cr$  do  
8     for  $a_i \in A_{val}$  do  
9       if  $S_u(cr, a_i) \geq 1$  then  
10         $a_m = \arg \min_{a_i \in S_u(cr, a_i)} cnt(a_i)$ ;  
11         $cnt(a_m) \leftarrow cnt(a_m) + 1$ ;  
12    $GD(u) = \min\{cnt(a_i), a_i \in A_{val}\}$ ;  
13    $\mathcal{Q}.push(u, GD(u))$ ;  
14 while  $\mathcal{Q} \neq \emptyset$  do  
15    $u \leftarrow \mathcal{Q}.pop()$ ;  $\mathcal{O}.push(u)$ ;  $B(u) \leftarrow true$ ;  
16   for  $v \in N(u)$  do  
17     if  $B(v) = false$  then  
18        $S_v(color(u), u.val) \leftarrow S_v(color(u), u.val) - 1$ ;  
19       Calculate  $GD(v)$  and update  $\mathcal{Q}$  as lines 6-13;  
20 return  $\mathcal{O}$ ;
```

we propose a verification method, called `IsMaximal`, which is shown in Algorithm 6. Specifically, if the size of C is less than A_n , which means adding all vertices in C will not destroy the fairness property of R , R is a strong fair clique and thus the algorithm returns `true` (line 1). Otherwise, we need to explore the common neighbors to find if there exist cliques with size at least $A_n + |R|$ that are also strong fair cliques. The `IsMaximal` algorithm uses C_i to represent the vertices in C with the attribute value a_i . Clearly, if $|C_i| = 0$ holds for an arbitrary attribute a_i , the attribute constraint will not be satisfied and the procedure outputs `true`, indicating R is maximal (lines 3-5). Otherwise, `StrongBackTrack` tries to construct cliques from C . The variables `Record` and `SwapRecord` are used to maintain the current partial cliques. Finally, if `Record` is not empty, we can find a clique with size at least $A_n + |R|$. In such case, R is not a strong fair clique and the `StrongBackTrack` procedure returns `false` (lines 6-14).

C. Handling the high-dimensional case

We note that the idea of the fairness degree based pruning rule is not easy to extend to the high-dimensional cases, because there may be $2^{A_n} - 1 - A_n$ MixGroups in the worst case. Therefore, it is very difficult to compute the exact fairness degree for each vertex when $A_n > 2$. To circumvent this problem, we propose a heuristic greedy algorithm to calculate an approximation of the fairness degree for each vertex u , instead of deriving the exact fairness degree.

Specifically, we let $GD(u)$ be the approximate fairness degree computed by our greedy algorithm. By coloring, the neighbors of a vertex u can be classified into h_u color groups. For each color cr , we have a group, denoted by $\text{Group}(cr)$. For a color group $\text{Group}(cr)$, we let $S(cr)$ be the set of attributes of the vertices in $\text{Group}(cr)$. For an attribute a_i , if $a_i \in S(cr)$ and $|S(cr)| = 1$ hold, we know that the group $\text{Group}(cr)$ only contains the vertices with the

attribute a_i . For each attribute a_i , we maintain a counter $cnt(a_i)$ to record the number of color groups that only contain vertices with a_i . Clearly, $|S(cr)| > 1$ indicates a mix group $\text{Group}(cr)$. The greedy algorithm greedily assigns $\text{Group}(cr)$ to the attribute with the minimum number of color groups. In other words, the algorithm increases the counter of a_m by 1 where $a_m = \arg \min_{a_j \in S(cr)} cnt(a_j)$. Finally, $GD(u)$ is obtained by taking the minimum counter over all attributes, i.e., $GD(u) = \min\{cnt(a_i), a_i \in A_{val}\}$.

It is easy to see that the approximate fairness degree $GD(u)$ of a vertex u is always no larger than the exact fairness degree of u , thus it cannot be directly used to prune vertices for strong fair clique enumeration. This is because $GD(u)$ is not an upper bound of the size of the strong fair cliques containing u . However, we can use the approximate fairness degrees to derive a good heuristic ordering, because the vertices with high exact fairness degrees tend to have high approximate fairness degrees. Such a heuristic ordering can be applied to reduce the search space for strong fair clique enumeration, as confirmed in our experiments. Specifically, to obtain the heuristic ordering denoted by HeurOD, we can iteratively delete the vertex with the minimum GD (similar to the procedure of computing ColorOD and FairOD). The pseudo-code of our greedy algorithm to generate HeurOD is given in Algorithm 7.

Theorem 3: Algorithm 7 takes $O((V + E) * A_n * \text{color})$ using $O(V * A_n * \text{color})$ space.

Proof: It is easy to derive that the time complexity to compute GD for all vertices is $O(E + V * \text{color} * A_n)$ (lines 3-13). The total cost to update the GD in line 19 is $O(E * \text{color} * A_n)$. Therefore, the total time complexity is $O((V + E) * A_n * \text{color})$. For the space complexity, the algorithm takes $O(V * \text{color} * A_n)$ space to maintain all S_u , and $O(V)$ to maintain all GD . Thus, the total space overhead of the algorithm is $O(V * A_n * \text{color})$. \square

The enumeration algorithm. Algorithm 5 can be easily extended to handle the high-dimensional case. Note that `FairnessCore` and `FairOD` in Algorithm 5 do not work for the high-dimensional case. However, we can use `ColorfulCore` (Algorithm 1), which is designed for pruning unpromising vertices in weak fair clique enumeration, to reduce search space because a strong fair clique is always contained in a weak fair clique. In addition, we use the ordering HeurOD computed by Algorithm 7 for strong fair clique enumeration with $A_n > 2$. Clearly, the `StrongBackTrack` procedure with the attribute-alternatively-selection strategy in Algorithm 5 can be directly applied to handle the $A_n > 2$ case. Therefore, we only need to slightly modify Algorithm 5 to enumerate strong fair cliques for the high-dimensional attributes. Specifically, in Algorithm 5, we use `ColorfulCore` instead of `FairnessCore` to prune the unpromising vertices (line 2), and invoke Algorithm 7 to obtain the HeurOD ordering to reduce the search space (line 7).

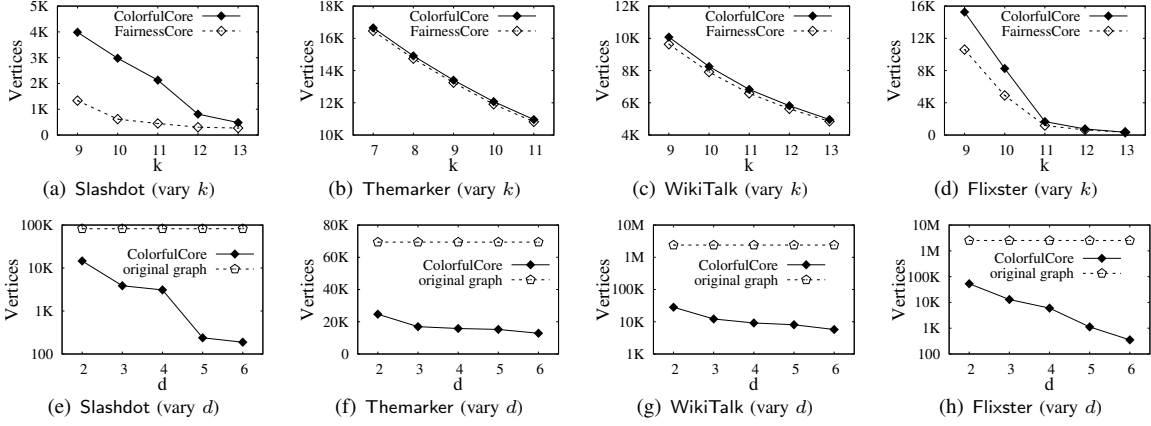


Fig. 2. The number of remaining vertices after performing ColorfulCore and FairnessCore

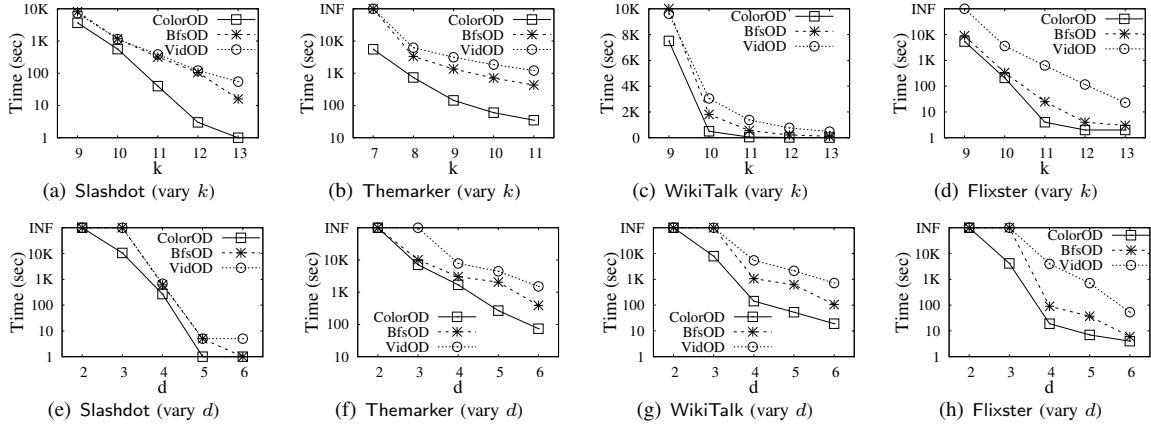


Fig. 3. Running time of the WFCEnum algorithms with different orderings

TABLE I
DATASETS

Dataset	$n = V $	$m = E $	d_{\max}	Description
Slashdot	82,169	504,230	2,252	Social network
Themarker	69,414	1,644,843	8,930	Social network
WikiTalk	2,394,385	5,021,410	100,029	Communication network
Flixster	2,523,387	7,918,801	1,474	Social network

V. EXPERIMENTS

A. Experimental setup

We implement WFCEnum (Algorithm 3) for weak fair clique enumeration. For strong fair clique enumeration, we implement SFCEnum (Algorithm 5) equipped with 1) the pruning technique FairnessCore (Algorithm 4) and the ordering FairOD for the 2D case; and 2) the pruning technique ColorfulCore and the heuristic ordering HeurOD calculated by Algorithm 7 for the high-dimensional case. Since there is no existing algorithm that can be used to enumerate fairness-aware cliques, we implement two baseline enumeration algorithms with two different orderings as follows. The first ordering, called BfsOD, is obtained by performing breadth-first search (BFS) to explore the graph (i.e., the BFS visiting ordering of vertices); and the second ordering, called VidOD, is obtained by sorting the vertices based on the vertices' IDs. The baselines are

the WFCEnum and SFCEnum algorithms with the BfsOD or VidOD ordering. All algorithms are implemented in C++. We conduct all experiments on a PC with a 2.10GHz Inter Xeon CPU and 256GB memory. We set the time limit for all algorithms to 3 hours, and use the symbol "INF" to denote that the algorithm cannot terminate within 3 hours.

Datasets. We make use of four real-world graphs to evaluate the efficiency of the proposed algorithms. Table I summarizes the statistics of the datasets in our experiments. WikiTalk is a communication network. Themarker, Slashdot and Flixster are social networks. All datasets can be downloaded from networkrepository.com/ and snap.stanford.edu. Note that all these datasets are non-attributed graphs, thus we randomly assign an attribute to each vertex to generate attributed graphs which will be used to evaluate the efficiency of all algorithms.

Parameters. There are two parameters in our algorithms: k and $d = A_n$. The parameter k is the threshold for fair cliques and d is the number of attribute values (i.e., the attribute dimension). Since different datasets have various scales, the parameter k is set within different integers. For Themarker, k is chosen from the interval $[7, 11]$ with a default value of $k = 4$. For the other datasets, k is chosen from the interval $[9, 13]$ with a default value $k = 5$. The parameter d is chosen

from the interval $[2, 6]$ with a default value of $d = 2$. Unless otherwise specified, the values of the other parameters are set to their default values when varying a parameter.

B. Efficiency testing

Evaluation of the pruning techniques. For the 2D case ($d = 2$), both ColorfulCore and FairnessCore can be used to reduce the graph size in the SFCEnum algorithm. In this experiment, we first evaluate these two pruning techniques by comparing the number of remaining vertices after pruning with varying k . The results are depicted in Fig. 2 (a)-(d). As expected, both ColorfulCore and FairnessCore can significantly reduce the number of vertices compared to the original graph. For example, in Slashdot with $k = 9$, ColorfulCore reduces the number of vertices from 82,169 to 3,985; and FairnessCore further reduces the number of vertices to 1,335. In general, FairnessCore consistently outperforms ColorfulCore in terms of the pruning performance, especially for relatively small k values. As expected, when k goes larger, the number of remaining vertices becomes smaller. Additionally, we can also observe that the pruning performance of ColorfulCore is slightly worse than that of FairnessCore for a large k . This is because FairnessCore first invokes ColorfulCore to prune unpromising vertices. Since ColorfulCore is already able to prune a large number of vertices when k is large, FairnessCore cannot further prune too many vertices after invoking ColorfulCore. These results confirm that our pruning techniques are indeed very effective to reduce the graph size.

Note that for the high-dimensional case ($d \geq 3$), only the ColorfulCore algorithm can be used to prune the unpromising vertices in both WFCEnum and SFCEnum. Therefore, we further study how the dimension d affects the pruning performance of ColorfulCore. Fig. 2 (e)-(h) show the number of remaining vertices after invoking ColorfulCore with varying d . As can be seen, ColorfulCore can substantially reduce the number of vertices with different d values overall datasets, which is consistent with our previous findings. In general, the number of remaining vertices decreases as d increases. This is because with a larger d , the constraints of ColorfulCore become stricter, thus more vertices can be pruned. These results further confirm the effectiveness of the proposed pruning techniques.

Evaluation of WFCEnum. Here we evaluate the WFCEnum algorithms equipped with BfsOD, VidOD and ColorOD by varying k and d . The results are depicted in Fig. 3. As expected, the runtime of WFCEnum decreases as k increases. This is because for a large k , many vertices will be pruned by the colorful k -core pruning technique. Moreover, for a large k , the search space can also be reduced during the backtracking procedure. In general, the running time of all algorithms decreases as d increases, because the number of weak fair cliques decreases with an increasing d . In addition, we can see that WFCEnum with ColorOD is much faster than two baselines (WFCEnum with BfsOD and VidOD). For instance, when $k = 11$, WFCEnum with ColorOD consumes 4 seconds to output all results on Flixster, while WFCEnum with BfsOD and VidOD takes 25 and 633 seconds, respectively.

On the Themarket dataset, when $k = 7$, the running time of WFCEnum with ColorOD is 5,550 seconds, while the two baseline algorithms cannot finish within 3 hours. These results indicate that the proposed algorithm is very efficient to enumerate all weak fair cliques in large real-life graphs. Also, the results confirm the effectiveness of the proposed ordering technique ColorOD.

Evaluation of SFCEnum. We evaluate the runtime of SFCEnum with varying k and d . Since the proposed FairOD is tailored for $d = 2$, we only evaluate SFCEnum with FairOD by varying k . The experimental results of SFCEnum are illustrated in Fig. 4. In general, the runtime of SFCEnum decreases as k or d increases. This is because for a larger k or d , there are fewer cliques satisfying the definition of strong fair clique, thus the runtime for enumerating all strong fair cliques decreases. Additionally, we can see that the SFCEnum algorithms with FairOD and HeurOD are faster than those with BfsOD and VidOD. For example, for $k = 8$ on Themarket, the SFCEnum algorithms equipped with FairOD and HeurOD consume 2,686 seconds and 2,789 seconds respectively, while the SFCEnum algorithms with BfsOD and VidOD take 4,225 and 4,834 seconds to output all strong fair cliques respectively. These results confirm the effectiveness of the proposed ordering techniques.

Scalability testing. To evaluate the scalability of the proposed algorithms, we generate four subgraphs for each dataset by randomly picking 20%-80% of the edges, and evaluate the runtime of all the proposed algorithms. Fig. 5 illustrates the results on Flixster. The results on the other datasets are consistent. In Fig. 5(a), the runtime of WFCEnum with BfsOD and VidOD increases sharply as the graph size increases, while for ColorOD, it increases smoothly with varying m . Moreover, the ColorOD ordering performs much better than the other orderings with all parameter settings, which is consistent with our previous findings. Analogously, when varying m , the runtime of SFCEnum with BfsOD and VidOD increases sharply with respect to the graph size. However, for SFCEnum with FairOD and HeurOD, the runtime increases smoothly with m increases. These results demonstrate the high scalability of the proposed algorithms.

Memory overhead. Fig. 6 shows the memory overheads of the enumeration algorithms with different orderings on all datasets. Note that the memory costs of different algorithms do not include the size of the graph. From Fig. 6, we can see that the memory usages of different algorithms are always smaller than the graph size. This is because both the WFCEnum and SFCEnum algorithms follow a depth-first manner, thus the space overhead is linear. Additionally, we can see that the memory usages are robust w.r.t. (with respect to) different orderings. This is because the space usage in the enumeration procedure is mainly dominated by the depth of the enumeration tree. Since the tree depth is determined by the clique size, the space overhead is insensitive w.r.t. different orderings.

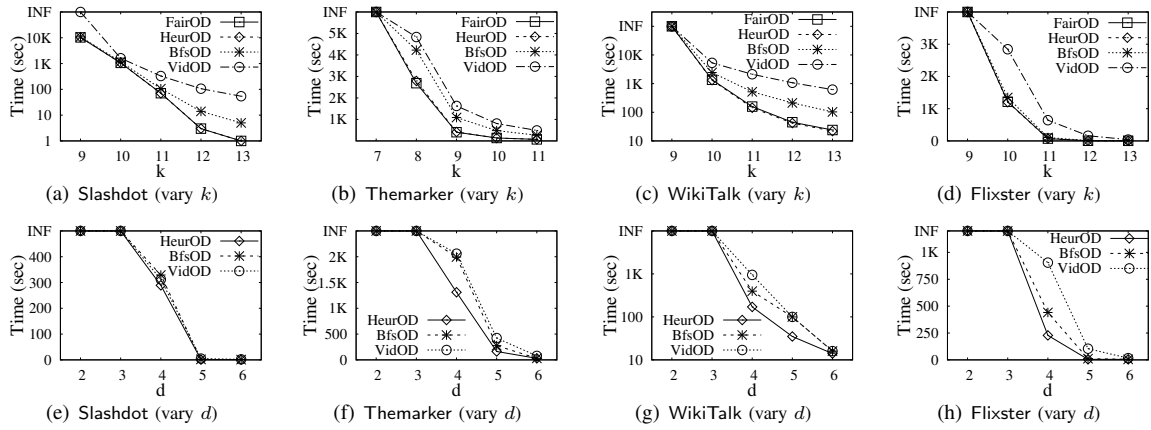


Fig. 4. Running time of the SFCEnum algorithms with different orderings

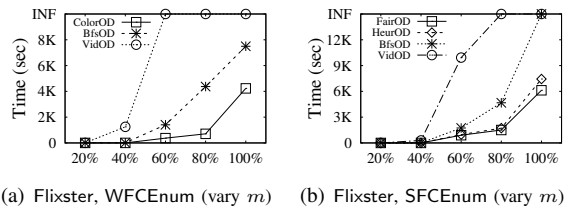


Fig. 5. Scalability of WFCEnum and SFCEnum

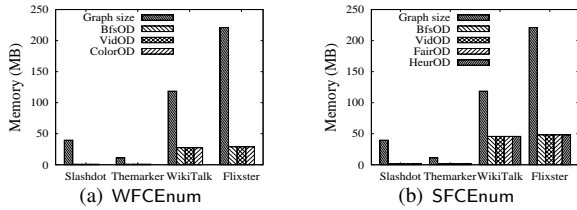


Fig. 6. Memory overhead

C. Case study

We conduct a case study on a collaboration network DBLP to evaluate the effectiveness of our algorithms. The DBLP dataset is downloaded from dblp.uni-trier.de/xml/. We extract a subgraph DBCS from DBLP which contains the authors who had published at least one paper in the database (*DB*), data mining (*DM*), and artificial intelligence (*AI*) related conferences. The DBCS subgraph contains 52,106 vertices (authors) and 341,382 undirected edges. The attribute *A* represents the author’s main research area with $A_{val} = \{DB, DM, AI\}$. Each vertex has one attribute value selected from the set A_{val} . We set the attribute value for each vertex based on the maximum number of papers that the author published in the related conferences. For example, if an author has published 20 papers in *DB* related conferences and 5 papers in *DM* related conferences, we choose *DB* as the author’s attribute value.

We perform WFCEnum and SFCEnum to find all weak fair cliques and strong fair cliques on DBCS with $k = 2$. Both algorithms apply ColorfulCore to prune the unpromising

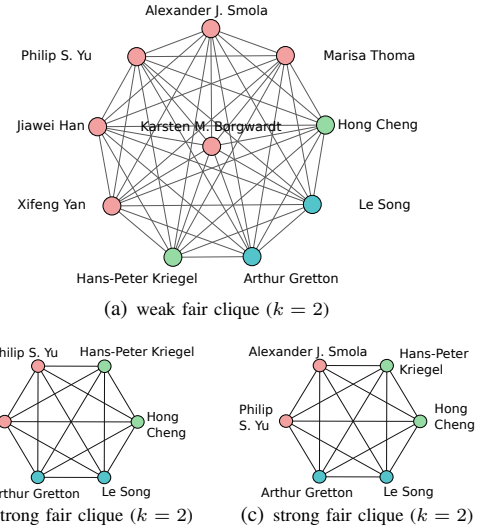


Fig. 7. Results on DBCS with $A_{val} = \{DB, DM, AI\}$

vertices. The remaining graph after pruning by ColorfulCore only has 61 vertices and 516 edges. Fig. 7(a) illustrates a weak fair clique with size 10, which involves 6 authors of *DB*, 2 authors of *DM* and 2 authors of *AI*. We use different colors to represent the main research area of these authors, namely, *green* = *DB*, *pink* = *DM*, and *blue* = *AI*. Clearly, the number of vertices with different attribute values is no less than $k = 2$. These results indicate that WFCEnum can find relatively-fair communities with diverse research areas. However, in Fig. 7(a), the weak fair clique is imbalanced (w.r.t. different attributes) due to the high percentage of authors with *DB*. Fig. 7(b) and Fig. 7(c) show two strong fair cliques which are also subgraphs of the clique in Fig. 7(a). This is consistent with the finding that a strong fair clique must be contained in a weak fair clique. As expected, the number of authors with different attribute values is exactly equal to 2, thus it can avoid the *attribute imbalance* problem in the weak fair clique. These results demonstrate that both WFCEnum and SFCEnum can be used to find fair communities with diverse attributes; and

SFCEnum can further keep balance over different attributes in the community.

VI. RELATED WORK

Attributed graph mining. Our work is related to attributed graph mining which has attracted much attention in the data mining community due to the diverse applications [12], [18], [23], [32], [36], [38]. For example, Li *et al.* [23] propose an embedding-based model to discover communities in attributed graphs. Tong *et al.* [36] studied the problem of finding subgraphs for a given query pattern in attributed graphs. Fang *et al.* [12] investigated the attributed community search problem and developed an index structure, called CL-tree, to efficiently support attributed community search. Khan *et al.* [18] proposed an algorithm to mine subgraphs such that the vertices in the subgraph are closely connected and each vertex contains as many query keywords as possible. Pizzuti *et al.* [32] introduced a community mining algorithm for attributed graphs that simultaneously considers both node similarity and structural connectivity. In this paper, we study a problem of mining fair communities (fair cohesive subgraph) in attributed graphs. To the best of our knowledge, our work is the first to study the fair community search problem in attributed networks.

Fairness-aware data mining. Our work is closely related to fairness-aware data mining which has been recognized as an important issue in the data mining and machine learning communities. To measure fairness, many concepts have been proposed in the literature [37]. Zehlike *et al.* [43] proposed a method to generate a ranking with a guaranteed group fairness, which can ensure the proportion of protected elements in the rank is no less than a given threshold. Serbos *et al.* [34] investigated a problem of fairness in package-to-group recommendation, and proposed a greedy algorithm to find approximate solutions. Beutel *et al.* [5] also studied fairness in recommendation systems and presented a set of metrics to evaluate algorithmic fairness. Another line of research on fairness was studied in classification algorithms. Some notable work including demographic parity [10] and equality of opportunity [14]. For instance, Hardt *et al.* [14] proposed a framework that can optimally adjust any learned predictor to reduce bias. Compare to the existing studies, our definition of fairness which requires the equality of different attribute values in a group is different from those in the machine learning literature.

Cohesive subgraph mining. Our work is also related to cohesive subgraph mining. Clique is an important cohesive subgraph model and there are numerous studies that focus on clique mining. Finding maximum cliques, aiming to discover the cliques with the largest size, has attracted much attention. The algorithms for maximum clique search are mainly based on the branch-and-bound framework [29], [20]. Ostergard *et al.* [29] presented a branch-and-bound algorithm with the vertex order taken from a coloring of the vertices. Konc *et al.* [20] proposed an approximate coloring algorithm and used it

to provide bounds of the size of the maximum clique. Another researching problem of clique mining is to enumerate maximal cliques. The well-known algorithm for enumerating all maximal cliques is the classic Bron-Kerbosch (BK) algorithm [8]. Tomita *et al.* [35] proposed an algorithm, using a greedy pivoting technique, to find all maximal cliques. Eppsten *et al.* [11] further improved the BK algorithm based on a heuristic degeneracy ordering. In addition, some relaxed definitions of clique were also proposed, such as n -clique [2], n -clan, n -club [27], k -plex [3], [33], quasi-clique [1], [31], k -core [9], [19], [28], and so on [7]. However, the solutions mentioned above are not tailored for attributed graphs, thus cannot be directly used to solve our problems. In this work, we develop novel algorithms to compute maximal fair cliques in attributed graphs with several non-trivial pruning techniques.

VII. CONCLUSION

In this paper, we study a problem of enumerating fairness-aware cliques in an attributed graph. To this end, we propose a weak fair clique model and a strong fair clique model. To enumerate all weak fair cliques, we first present a novel colorful k -core based pruning technique to prune unpromising vertices, and then we develop a backtracking algorithm with a carefully-designed ordering technique to enumerate all weak fair cliques in the pruned graph. To enumerate all strong fair cliques, we propose a new fairness k -core based pruning algorithm for the 2D case, and then develop a backtracking algorithm with a fairness k -core based ordering technique to enumerate all strong fair cliques. We also present a strong fair clique enumeration algorithm with a heuristic ordering for handling-high dimensional case. We conduct extensive experiments using four large real-life graphs, and the results demonstrate the efficiency and effectiveness of the proposed algorithms.

REFERENCES

- [1] James Abello, Mauricio GC Resende, and Sandra Sudarsky. Massive quasi-clique detection. In *Latin American symposium on theoretical informatics*, pages 598–612, 2002.
- [2] Richard D Alba. A graph-theoretic definition of a sociometric clique. *Journal of Mathematical Sociology*, 3(1):113–126, 1973.
- [3] Balabhaskar Balasundaram, Sergiy Butenko, and Illya V Hicks. Clique relaxations in social network analysis: The maximum k -plex problem. *Operations Research*, 59(1):133–142, 2011.
- [4] Vladimir Batagelj and Matjaz Zaversnik. An $o(m)$ algorithm for cores decomposition of networks. *CoRR*, cs.DS/0310049, 2003.
- [5] Alex Beutel, Jilin Chen, Tulsee Doshi, et al. Fairness in recommendation ranking through pairwise comparisons. In *SIGKDD*, 2019.
- [6] Vladimir Boginski, Sergiy Butenko, and Panos M Pardalos. Mining market data: a network approach. *Computers & Operations Research*, 33(11):3171–3184, 2006.
- [7] Stephen P Borgatti, Martin G Everett, and Paul R Shirey. Ls sets, lambda sets and other cohesive subsets. *Social networks*, 12(4):337–357, 1990.
- [8] Coen Bron and Joep Kerbosch. Algorithm 457: finding all cliques of an undirected graph. *Communications of the ACM*, 16(9):575–577, 1973.
- [9] Sergey N Dorogovtsev, Alexander V Goltsev, and Jose Ferreira F Mendes. K-core organization of complex networks. *Physical review letters*, 96(4):040601, 2006.
- [10] Cynthia Dwork, Moritz Hardt, Toniann Pitassi, Omer Reingold, and Richard Zemel. Fairness through awareness. In *ITCS*, 2012.
- [11] David Eppstein and Darren Strash. Listing all maximal cliques in large sparse real-world graphs. In *SEA*, pages 364–375, 2011.

- [12] Yixiang Fang, Reynold Cheng, Siqiang Luo, and Jiafeng Hu. Effective community search for large attributed graphs. *VLDB*, 9(12):1233–1244, 2016.
- [13] Tobias Friedrich and Anton Krohmer. Cliques in hyperbolic random graphs. In *INFOCOM*, 2015.
- [14] Moritz Hardt, Eric Price, and Nati Srebro. Equality of opportunity in supervised learning. In *NIPS*, 2016.
- [15] William Hasenplaugh, Tim Kaler, Tao B. Schardl, and Charles E. Leiserson. Ordering heuristics for parallel graph coloring. In *SPAA*, 2014.
- [16] Xin Huang, Hong Cheng, Lu Qin, Wentao Tian, and Jeffrey Xu Yu. Querying k-truss community in large and dynamic graphs. In *SIGMOD*, 2014.
- [17] Tommy R Jensen and Bjarne Toft. *Graph coloring problems*, volume 39. 2011.
- [18] Abeer Khan, Lukasz Golab, Mehdi Kargar, et al. Compact group discovery in attributed graphs and social networks. *Information Processing & Management*, 57(2):102054, 2020.
- [19] Wissam Khaouid, Marina Barsky, Venkatesh Srinivasan, and Alex Thomo. K-core decomposition of large networks on a single pc. *VLDB*, 9(1):13–23, 2015.
- [20] Janez Konc and Dušanka Janežic. An improved branch and bound algorithm for the maximum clique problem. *proteins*, 4(5), 2007.
- [21] Rong-Hua Li, Qiangqiang Dai, Guoren Wang, Zhong Ming, Lu Qin, and Jeffrey Xu Yu. Improved algorithms for maximal clique search in uncertain networks. In *ICDE*, 2019.
- [22] Rong-Hua Li, Lu Qin, Jeffrey Xu Yu, and Rui Mao. Influential community search in large networks. *PVLDB*, 8(5):509–520, 2015.
- [23] Ye Li, Chaofeng Sha, Xin Huang, and Yanchun Zhang. Community detection in attributed graphs: An embedding approach. In *AAAI*, 2018.
- [24] David W. Matula and Leland L. Beck. Smallest-last ordering and clustering and graph coloring algorithms. *J. ACM*, 30(3):417–427, 1983.
- [25] David W Matula, George Marble, and Joel D Isaacson. Graph coloring algorithms. In *Graph theory and computing*, pages 109–122. 1972.
- [26] John Mitchem. On various algorithms for estimating the chromatic number of a graph. *The Computer Journal*, 19(2):182–183, 1976.
- [27] Robert J Mokken et al. Cliques, clubs and clans. *Quality & Quantity*, 13(2):161–173, 1979.
- [28] Alberto Montresor, Francesco De Pellegrini, and Daniele Miorandi. Distributed k-core decomposition. *TPDS*, 24(2):288–300, 2012.
- [29] Patric RJ Östergård. A fast algorithm for the maximum clique problem. *Discrete Applied Mathematics*, 120(1-3):197–207, 2002.
- [30] Symeon Papadopoulos, Yiannis Kompatsiaris, Athena Vakali, and Ploutarchos Spyridonos. Community detection in social media. *Data Mining and Knowledge Discovery*, 24(3):515–554, 2012.
- [31] J Pardalos and M Resende. On maximum clique problems in very large graphs. *DIMACS series*, 50:119–130, 1999.
- [32] Clara Pizzuti and Annalisa Socievole. A genetic algorithm for community detection in attributed graphs. In *EvoApplications*, pages 159–170, 2018.
- [33] Stephen B Seidman and Brian L Foster. A graph-theoretic generalization of the clique concept. *Journal of Mathematical sociology*, 6(1):139–154, 1978.
- [34] Dimitris Serbos, Shuyao Qi, Nikos Mamoulis, Evaggelia Pitoura, and Panayiotis Tsaparas. Fairness in package-to-group recommendations. In *WWW*, 2017.
- [35] Etsuji Tomita, Akira Tanaka, and Haruhisa Takahashi. The worst-case time complexity for generating all maximal cliques and computational experiments. *Theoretical computer science*, 363(1):28–42, 2006.
- [36] Hanghang Tong, Christos Faloutsos, Brian Gallagher, and Tina Eliass-Rad. Fast best-effort pattern matching in large attributed graphs. In *SIGKDD*, 2007.
- [37] Sahil Verma and Julia Rubin. Fairness definitions explained. In *FairWare*, 2018.
- [38] Ye Wu, Zhinong Zhong, Wei Xiong, and Ning Jing. Graph summarization for attributed graphs. In *ISEEE*, volume 1, pages 503–507, 2014.
- [39] Zhiqiang Xu, Yiping Ke, Yi Wang, Hong Cheng, and James Cheng. A model-based approach to attributed graph clustering. In *SIGMOD*, 2012.
- [40] Jaewon Yang, Julian McAuley, and Jure Leskovec. Community detection in networks with node attributes. In *ICDM*, 2013.
- [41] Haiyuan Yu, Alberto Paccanaro, Valery Trifonov, and Mark Gerstein. Predicting interactions in protein networks by completing defective cliques. *Bioinformatics*, 22(7):823–829, 2006.
- [42] Long Yuan, Lu Qin, Wenjie Zhang, Lijun Chang, and Jianye Yang. Index-based densest clique percolation community search in networks. *IEEE Trans. Knowl. Data Eng.*, 30(5):922–935, 2018.
- [43] Meike Zehlike, Francesco Bonchi, Carlos Castillo, Sara Hajian, Mohamed Megahed, and Ricardo Baeza-Yates. Fa* ir: A fair top-k ranking algorithm. In *CIKM*, 2017.