

# CogME: A Cognition-Inspired Multi-Dimensional Evaluation Metric for Story Understanding

Minjung Shin<sup>1</sup>(mjshin77@snu.ac.kr), Seongho Choi<sup>2</sup>(shchoi@bi.snu.ac.kr),  
Yu-Jung Heo<sup>3</sup>(yj.heo@kt.com), Minsu Lee<sup>4</sup>(minsulee@snu.ac.kr)

Byoung-Tak Zhang<sup>1,2,4</sup>(btzhang@snu.ac.kr), Jeh-Kwang Ryu<sup>5</sup>(ryujk@dongguk.edu)

<sup>1</sup>Interdisciplinary Program in Cognitive Science, Seoul National University,

<sup>2</sup>Department of Computer Science and Engineering, Seoul National University, <sup>3</sup>KT,

<sup>4</sup>AI Institute of Seoul National University(AIIS), <sup>5</sup>Department of Physical Education, Dongguk University  
<sup>1,2,4</sup> Seoul, 08826, Republic of Korea, <sup>3</sup> Seoul, 06763, Republic of Korea, <sup>5</sup> Seoul, 04620, Republic of Korea

## Abstract

We introduce CogME, a cognition-inspired, multi-dimensional evaluation metric designed for AI models focusing on story understanding. CogME is a framework grounded in human thinking strategies and story elements that involve story understanding. With a specific breakdown of the questions, this approach provides a nuanced assessment revealing not only AI models' particular strengths and weaknesses but also the characteristics of the benchmark dataset. Our case study with the DramaQA dataset demonstrates a refined analysis of the model and the benchmark dataset. We argue the need for metrics based on understanding the nature of tasks and designed to align closely with human cognitive processes. This approach provides insights beyond traditional overall scores and paves the way for more sophisticated AI development targeting higher cognitive functions.

**Keywords:** artificial intelligence; video story understanding; video question answering; evaluation metric

## Introduction

In recent years, the development of artificial intelligence (AI) models, particularly pre-trained Large Language Models (LLMs) (Vaswani et al., 2017) and diffusion models (Ho, Jain, & Abbeel, 2020) has made remarkable progress. These models have demonstrated impressive performance in creative tasks, including generating images (Rombach, Blattmann, Lorenz, Esser, & Ommer, 2022), videos (Singer et al., 2023), and narrative storytelling (Brown et al., 2020).

However, skepticism remains about their ability to 'understand', as highlighted in recent discussions (Van Noorden & Perkel, 2023; Millière & Buckner, 2024). Indeed, while AI models often outperform humans in generating text and images, their performance in understanding does not reach their outstanding generative outputs (West et al., 2023). This limitation becomes prominent in multi-modal AI models, where integrating and interpreting various data forms – such as image, video, and textual information – imposes considerable challenges. In line with this limitation, video story understanding models demonstrate a significant gap compared to human story comprehension (Zhong et al., 2022).

Another key issue is the inadequacy of current evaluation metrics for AI models. There are widespread arguments that existing metrics are too general and fail to thoroughly analyze the performance of these models. These metrics often rely on aggregate scores, which can obscure the true performance of a model and hinder an understanding of the benchmark dataset's detailed features used for training (Gundersen

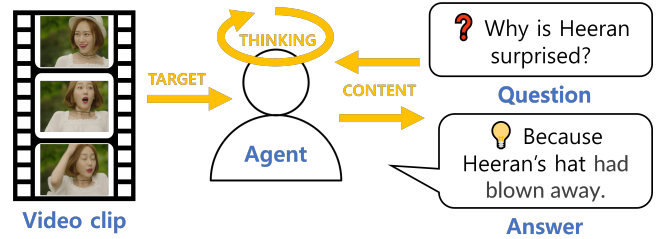


Figure 1: An illustration of CogME framework for an example of DramaQA dataset. It shows a situation in which an *Agent* predicts the *Answer* from the given *Video clip* and *Question*. Orange arrows indicate the process involves three story understanding components: TARGET, CONTENT, and THINKING.

& Kjensmo, 2018; Burnell et al., 2023). This issue becomes increasingly pronounced in more complex tasks, like video story understanding. Consequently, there is an urgent need for a new evaluation method that aligns more closely with human cognition for a more fine-grained assessment of AI model performance. Addressing this pressure would require a thorough understanding of the intrinsic nature of the given tasks and the target-oriented evaluation.

In light of this need, we have proposed a novel evaluation metric for the story understanding model, named **Cognition-inspired Multi-dimensional Evaluation (CogME)**. CogME is designed to evaluate story understanding AI model performance through a unique lens: A specific breakdown of the questions. The breakdown is grounded in multi-dimensional criteria considering human thinking strategy and story elements.

The unique design is based on the following proposition: *If an agent answered a specific question appropriately, it means that "The agent understood the CONTENT of the TARGET through a way of THINKING." It also means "The question required the agent's THINKING about the CONTENT of the TARGET."* From the proposition, our approach provides a richer explanation of how well AI models handle different queries by intricately analyzing the context of these questions. This framework not only evaluates the AI model in terms of strengths and weaknesses in responding to various

queries but also delineates the specific features of the dataset.

We also present the results of an in-depth case study using DramaQA, a representative benchmark dataset for video story understanding, along with its baseline model. Fig. 1 illustrates how we apply the CogME to an instance of DramaQA. Our results demonstrate that using CogME allows for a more thorough and systematic evaluation of both the benchmark datasets and the AI models.

## Related Work

### Narrative Comprehension of Human

**Cognitive science studies on narrative comprehension**, conducted through various reading comprehension tasks, have yielded seminal findings. It was found that people tend to prioritize the main aspects of a story over individual parts, indicating a higher level of cognitive engagement with narrative comprehension (Thorndyke, 1977). The concept of *schema* (Bartlett & Burt, 1933; Brewer, 1985) in memory reveals that recall is an active process influenced by personal and cultural contexts, emphasizing the critical roles of context and prior knowledge in comprehension (Bransford & Johnson, 1972; Graesser, Singer, & Trabasso, 1994). Mental representations such as *scripts* and *schemata* were denoted as crucial cognitive structures aiding comprehension and inference-making (Schank & Abelson, 1975; Rumelhart, 1980).

From these research bases, the *Situation model* and *Event-indexing model* enlightened the analytical approach to human story understanding and established the foundation of structured evaluation. Situation model constructed detailed mental models during story comprehension as encompassing events, characters, and settings (Zwaan & Radvansky, 1998). The event-indexing model puts the emphasis on human understanding that is divided into five independent dimensions when reading: time, space, character, causality, and motivation in the context of the narrative (Zwaan, Langston, & Graesser, 1995).

**Research on understanding video stories** is relatively scarce compared to enriched studies on reading comprehension despite the rapidly increasing importance of video narratives in our daily lives. Since reading and viewing are distinct tasks with different cognitive loads (Jajdelska et al., 2019; Cohn, 2020), it is undesirable to replicate reading comprehension structures for video comprehension (Gibson, 1979; Hochberg & Brooks, 1996).

Recently, there have been research efforts focused on understanding video narratives within real-world contexts. Specifically, these studies employ a top-down approach to observing brain activity not in controlled or fragmented experimental videos, but rather in watching typical movie scenes (Baldassano, Hasson, & Norman, 2018; Song, Park, Park, & Shim, 2021). These studies contrast with conventional cognitive psychology studies, which mainly rely on a bottom-up approach focused on the segmented form of visual and audio stimulations (Tan, 2018). Therefore, it is necessary to take

an integrated approach to fully grasp how individuals engage with and interpret video narratives in real-world situations, encompassing both the perceptual and narrative aspects of video understanding.

### Evaluation of Machine Comprehension

**Machine Reading Comprehension (MRC)** is the most prominent area regarding machine comprehension (Hirschman, Light, Breck, & Burger, 1999). Question-answering (QA) has been widely adopted to evaluate text understanding of AIs (Burgess, 2013; Baradaran, Ghiasi, & Amirkhani, 2022). However, efforts to reflect the content structure of the text to assess the MRC model have been made only recently. Dunietz et al. argued that the insufficient clarity of existing metrics for MRCs could be improved by applying appropriate templates derived from the definition of comprehension (Dunietz et al., 2020). To address this issue, they employed the *Event-indexing model* from human studies (Zwaan et al., 1995) to posit four elements that machines should incorporate for better reading comprehension: place, time, causality, and motivation. Similarly, Weston et al. demonstrated empirical test results of multiple AI agents' textual understanding abilities with structured QA skillsets categorized twenty types of questions for understanding and reasoning with text (Weston et al., 2015). However, these tests are limited to being constructed with fragmentary and artificial descriptions. Further research is needed before their method can be applied at the level of complexity and richness typically found in everyday human storytelling.

**Video understanding models** have yet to keep pace with the growing demand, even though video-based storytelling has recently emerged as one of the most prominent forms of media content. Developing AI that can understand video stories is challenging, given that it requires an all-inclusive process to analyze images, scripts, and sounds with temporal dependencies, natural language, and various levels of reasoning (Bebensee & Zhang, 2021). Despite the difficulty, several efforts to develop video understanding AI have centered on large-scale video datasets (Tapaswi et al., 2016; Lei, Yu, Bansal, & Berg, 2018; Yu et al., 2019; Garcia, Otani, Chu, & Nakashima, 2020; Choi et al., 2021; Yang, Miech, Sivic, Laptev, & Schmid, 2021), but the technologies do not extend beyond simple image processing tasks such as detecting or tracking objects.

From the evaluation perspective, the most prevalent approach involves building massive QA datasets, leveraging open-ended or multiple-choice QAs for AI training and testing (Patel, Parikh, & Shastri, 2020). However, existing evaluation methods heavily count on unidimensional metrics (Aafaq, Mian, Liu, Gilani, & Shah, 2019), such as basic QA accuracy scores for the multiple-choice QA datasets, which often fall short in providing a comprehensive explanation of the model's performance. In the case of open-ended QA, the automatic evaluation primarily depends on n-gram-based sentence similarity measures such as BLEU (Papineni,

Table 1: The sub-components within TARGET

Elements	Definition
Character	Information of individuals featured in the video.
Object	Items and body parts featured in the video.
Place	Spatial information of the story in the video.
Conversation	Characters’ dialogues, monologues, speech sounds, and text messages.
Behavior	Movements and actions of the subjects in the video.
Event	Information about what happened in the video.
Emotion	The feelings expressed by the subject in the video.
Commonsense	Concepts and knowledge that people universally accept in a given culture.

Roukos, Ward, & Zhu, 2002), METEOR (Banerjee & Lavie, 2005), ROUGE (Lin, 2004), and CIDEr (Vedantam, Zitnick, & Parikh, 2015). These metrics, focusing on the similarity between the reference and generated sentences, frequently do not align with human judgments, reflecting a significant disconnect. These automatic metrics are usually insufficient to provide a refined interpretation like the strengths and weaknesses of the AI model (Nema & Khapra, 2018).

On the other hand, there are several efforts in human evaluations to appraise the effectiveness of automatic metrics in accurately assessing AI performance. (Chen, Stanovsky, Singh, & Gardner, 2019; Garcia et al., 2020). While these efforts indicate that human evaluations are beneficial for assessing AI performance, they also reveal a significant challenge: the fine-grained evaluation is not effectively achieved in proportion to the resources and costs involved in the evaluation process.

Accordingly, evaluating AI solely based on its QA accuracy or similarity to human performance is inadequate, especially for tasks with high complexity, such as video story understanding. In evaluating the performance of video understanding AI, there arises a need for a structured framework that meticulously analyzes both the nature of the understanding process and the unique characteristics of the medium. In response to this, we propose a new metric that not only reflects the existing frameworks of human story comprehension but also incorporates the distinct features of video storytelling.

### New Evaluation Paradigm Based on the Understanding Processes of Humans

To evaluate understanding competence thoroughly, we developed a multifaceted paradigm integrating video narrative el-

Table 2: The sub-components within CONTENT

Elements	Definition
Identity	Personal information of subjects or names of objects in the story.
Feature	Characteristics, traits, or atmosphere of subjects and/or objects.
Relationship	The relationships between two or more targets.
Means	Instruments or methods used to achieve a particular purpose.
Context	Storyline revealed through the conversations or interactions between characters.
Sequence	Related events with time series and the changes before and after.
Causality	Causes and consequences of a particular change: natural or mechanical.
Motivation	Changes resulting from actions involving personal preferences or intentions.

Table 3: The sub-components within THINKING

Elements	Definition
Recall	Retrieving or recollecting factual information in the scene.
Grasping	Perceptions or interpretations of the scene with temporal and spatial changes.
Reasoning	Making logical judgments from circumstantial evidence not direct observations.

ements and thinking strategies involving the queries. In analyzing the story elements provided by the video, we have adapted the Situation Model (Zwaan & Radvansky, 1998) and the Event-Indexing Model (Zwaan et al., 1995) and expanded them to better suit video narratives. Regarding human thinking strategies, we referred to Bloom’s Taxonomy, widely accepted as a representative framework demonstrating the hierarchical structure of cognitive processes (Bloom, 1956; Anderson & Krathwohl, 2001). Each level of Bloom’s taxonomy represents a different cognitive skill, ranging from the basic recall of facts and grasping details to reasoning hidden matter and, ultimately, evaluation and creation.

Drawing on insights from previous models in cognitive science, we have developed a multi-dimensional metric, CogME, which consists of three key components: TARGET, CONTENT, and THINKING. TARGET refers to the information perceived by watching the video, CONTENT to the knowledge acquired through the target information, and THINKING to the cognitive process of deriving knowledge from the information. The understanding procedure involves integrating the three components, representing cognitive processes, to interpret the story elements presented in the video. This integration can be succinctly expressed as “*I understand*



	<b>Q: What is Haeyoung<sup>1</sup> wearing?</b>								
	<b>Target</b>	Character	Object	Place	Conversation	Behavior	Event	Emotion	Commonsense
		√	√						
	<b>Content</b>	Identity	Feature	Relationship	Means	Context	Sequence	Causality	Motivation
		√							
	<b>Thinking</b>	Recall	Grasping	Reasoning					
		√							
	<b>Q: Why does Heeran envy Haeyoung<sup>1</sup>?</b>								
	<b>Target</b>	Character	Object	Place	Conversation	Behavior	Event	Emotion	Commonsense
		√			√			√	
	<b>Content</b>	Identity	Feature	Relationship	Means	Context	Sequence	Causality	Motivation
						√			√
	<b>Thinking</b>	Recall	Grasping	Reasoning					
				√					

Figure 2: Examples of tags applied to questions **a** Cases of tagged to questions in *shot*-level video, which require simple recall. **b** Cases of tagged to questions in *scene*-level video, which require comprehensive reasoning.

the CONTENT of the TARGET through a way of THINKING.”

The sub-components of TARGET and CONTENT were determined by analyzing the story elements necessary for understanding video stories. The sub-components of THINKING were decided to align with the range required among human thinking strategies. Tables 1 – 3 demonstrate the sub-components of TARGET, CONTENT, and THINKING derived from story elements and thinking strategies.

## Materials and Methods

### Application to VideoQA Dataset: DramaQA

This study evaluated the DramaQA dataset, which included ~16k human-generated QA pairs closely centered around the narrative of a TV series *Another Miss Oh*, along with character-level annotations (Choi et al., 2021; Bebensee & Zhang, 2021). The character-centered annotations and five-option multiple-choice QA pairs in DramaQA were generated by approximately two to five trained human annotators, using a consistent manual for all 18 episodes. The dataset was designed to reflect various narrative elements in the questioning stage, from seeking simple information from the video to reasoning complex causality about the stories (Heo et al., 2019). The baseline model of DramaQA, i.e., the Multi-level Context Matching (MCM) model (Choi et al., 2021), was trained with the 1st to 12th episodes, validated with the 13th to 15th episodes and tested with the 16th to 18th episodes.

### Annotating the Understanding Components

To determine what information, knowledge, and thinking strategies are required for answering questions, we annotated 4,385 questions from episodes 13th to 15th using the understanding sub-components defined in the CogME framework. Two specialists in cognitive science conducted an elaborate analysis of the given videos and the questions and tagged the required sub-components in each question.

Fig. 2 illustrated two examples of this annotation.<sup>1</sup> Fig. 2(a) shows an example of a question answerable by simply recalling a single cue from a *shot*-level video. It involves identifying clothing-related information about the only person in the shot. In contrast, Fig. 2(b) illustrates a more complex scenario where annotating sub-components in a *scene*-level video highlights a different level of narrative understanding from the example shown in Fig. 2(a). During a three-minute and six-second runtime, two characters are shown walking in the park and chatting. To answer the question, the agent must not only recall and grasp the content of the conversation but also infer why Heeran said to envy Haeyoung, which is not directly mentioned in the dialog.

For the THINKING strategies, we assumed that the higher cognition embraces the lower ones based on the hierarchical Bloom’s taxonomy (Bloom, 1956). Therefore, we only labeled the highest thinking component. However, regarding the TARGET and CONTENT of the question, we tagged up to three if multiple sub-elements were involved in a single question.

### Scoring the Questions and Prediction Results

In the context of the logical complexity of the THINKING module, a weight of 2 and 3 was assigned to *grasping* and *reasoning* each, assuming grasping includes the simple recall and the reasoning process retains the recall and grasping.

Even identical questions can be endowed with different weights. This variance depends on the diverse contexts of the given video, ultimately affecting the complexity of the question. Considering the question, ‘Who is smiling?’, if there is only one character in the video, the prediction can be made

<sup>1</sup>The DramaQA dataset features memory capacity criteria related to the length of the video segments. The criteria include two types of video clip: 1) *shot*-level video without camera cut, spanning a few seconds, and 2) *scene*-level video with multiple events in a single location, spanning a few minutes

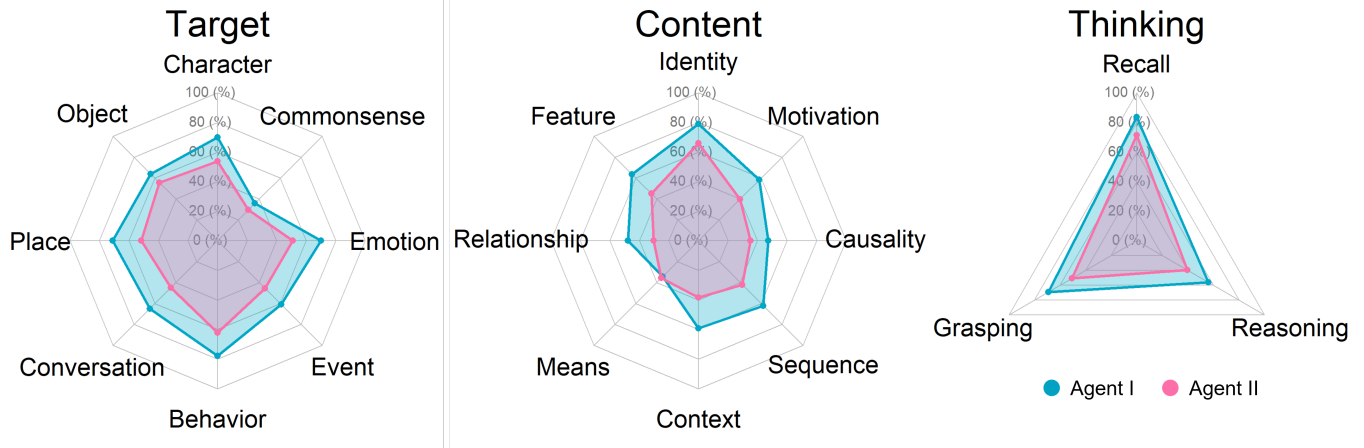


Figure 3: Performance profiles of the two models. The vertex of each polygon represents the ratio (%) of correct predictions for the DramaQA dataset. Each radar plot represents TARGET(left), CONTENT(middle), THINKING(right) component. Light blue areas indicate the performance profiles of Agent I (MCM model), and pink areas display the performance profiles of Agent II (MemN2N baseline model).

simply by recalling who it is. However, when there are two or more characters, that prediction requires a higher level of thinking. This involves discriminating the smiling character from the others and then identifying that character. This grasping process certainly includes recalling relevant details.

All tagged sub-components were multiplied by the weight given to the thinking component, assuming that the degree of difficulty of the thinking strategy determines the difficulty of the entire question. In the example shown in Fig. 2, for question in Fig. 2(a), which requires *recall*, all labeled elements are worth 1 point, while for question in Fig. 2(b), which requires *reasoning*, all labeled elements are worth 3 points.

The model’s accuracy for each sub-component was calculated by scoring correct predictions as 1 and incorrect ones as 0. We then computed the overall success rate by comparing the number of correct predictions to the total attempts. To address the imbalanced frequency of each sub-component, the achievement rate was expressed as a percentage.

The analysis was conducted in R 4.1.1 (R Core Team, 2021) environment for arithmetic computing and visualization. The polygonal profiles were produced using the `fmsb` 0.7.1 package (Nakazawa, 2021).

### Comparison of Multiple Agent Performances

In additional experiments, two agents trained with the same dataset were evaluated with CogME to compare their performances. The two models were the MCM model (Choi et al., 2021) (Agent I) and the baseline model of MemN2N (Sukhbaatar, Szlam, Weston, & Fergus, 2015) (Agent II)<sup>2</sup>. The two models were examined after being trained on the same dataset, DramaQA. Their performance profiles were

<sup>2</sup>It should be noted that these experiments were not meant to identify the model with the better performance but only to compare them objectively. Accordingly, in the results section, we refer to the models as Agent I and Agent II instead of their names

generated using CogME.

## Results

### Evaluating Model Performances

Fig. 3 shows the accuracy profile for each understanding component obtained from applying CogME to the dataset. The profile indicates that the Agents demonstrate varying levels of competence across different sub-components, as depicted by the uneven shape of the polygon.

Additionally, we observed distinct disparities when comparing the results of two different models, Agent I (represented by a light blue polygon) and Agent II (represented by a pink polygon), both trained on the same dataset. The overall correct prediction rates were 73.4% for Agent I and 58.7% for Agent II, indicating a difference of 14.7%. However, as detailed in Fig. 3, this discrepancy is not uniform across all areas but varies by specific factors. For instance, Agent II leads by approximately 1% in questions requiring the identification of the Means, while the gap extends to 20% in questions involving the Conversation. Such variations highlight the importance of a multi-dimensional evaluation approach to assess the capabilities of AI models accurately.

### Analyzing Questions in DramaQA Dataset

Alongside the performance profiling, annotations based on CogME enable us to figure out the dataset’s features in terms of data distribution. Fig. 4 shows the distribution of sub-components tagged for the questions in the DramaQA dataset, which characterizes the dataset. The analysis reveals that the distribution of sub-components is uneven. Moreover, the sub-components significantly underrepresented in the dataset tend to align with lower accuracy in model performance. Notably, all four elements that appeared less than 5% frequently in the dataset (i.e., Commonsense, Relationship, Means and Causality) showed low accuracies that are below



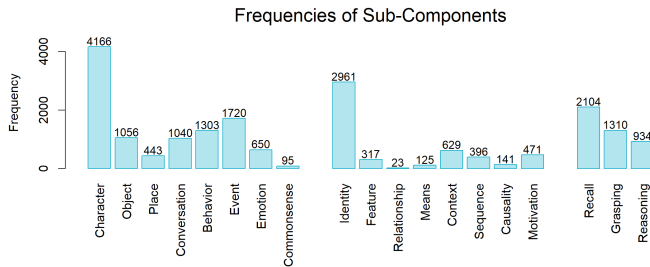


Figure 4: Frequencies of sub-components tagged in the questions of the DramaQA dataset. Each bar shows the number of times a sub-component was labeled out of 4,385 questions.

50%; Commonsense (35.8%), Relationship (47.8%), Means (34.3%), Causality (47.2%).

## Discussion

In this study, we introduced a novel framework, CogME, which is centered around the features of the posed questions. This approach is grounded in structured metrics considering human thinking strategy and story elements using a top-down approach. Unlike conventional AI evaluation methods, which emphasize overall scores that lead to a lack of robust evaluation, CogME provides a multi-dimensional quantified profile for AI models. This profile provides insight into the model’s strengths and weaknesses in understanding abilities by applying the metric to an existing dataset.

When we compared the two models according to the CogME metric, their detailed dissimilarities were revealed, which could not be explained by the aggregated scores. It provided thorough assessments and comparisons of each AI model’s understanding abilities. This assessment is expected to be applicable regardless of whether the agent is a machine or a human and also provide a comprehensive quantification of the features of the agents’ levels of understanding.

Furthermore, CogME’s fine-grained evaluation approach not only assesses the AI models thoroughly but also offers a comprehensive analysis of the benchmark dataset, thus providing a more in-depth understanding of the models’ capabilities. An instance of this analysis, the relationship between low frequency and low accuracy<sup>3</sup>, suggests that a learning deficiency can be a deciding factor in aggravated QA performance. As mentioned in the ‘Narrative Comprehension of Human’ section, humans tend to focus on the central aspect of the story rather than on individual instances (Thorndyke, 1977). However, our analysis reveals that the breakdowns of this dataset predominantly collect fragmentary information, rather than focusing on the central or structural aspects of the story. This observation suggests that a dataset design that overlooks the task’s fundamental aspects could hinder the development of AI aimed at higher cognitive functions.

<sup>3</sup>Although we only analyzed questions from the validation set, we assumed that the CogME profile of the training set would be similar based on the preliminary analysis that demonstrated a similar distribution of question types across the datasets. (Choi et al., 2021)

It would also be worth establishing a CogME framework suitable for setting data characteristics in advance when designing new datasets. As Fig. 4 shows, when generating a massive QA dataset, it was difficult to regulate sufficient variety in the types of questions or the sub-components. These maldistribution issues have been noted not only in DramaQA but also in many other QA datasets (Garcia-Molina, Joglekar, Marcus, Parameswaran, & Verroios, 2016). In this context, this primary setup could work as a theoretical foundation to ensure proper data allocation in the dataset, whether through crowdsourcing or automatic question generation.

A hurdle of our study is that the sub-components encompassed in the provided questions and videos were manually annotated. This was an inevitable choice to comprehensively reflect the elements because even the same questions can have different contexts in the given video (see ‘Scoring the Questions and Prediction Results’ section). Although manual annotation remains quite an obstacle in utilizing CogME, it ensures that the evaluation accurately encompasses the diverse aspects of the dataset, aligning closely with the intricate nuances of both the video content and the associated queries. However, in the future, we may consider using a multi-modal classification model that automatically annotates the sub-components in CogME for given questions and related video sequences. Such automation would not only simplify the evaluation process but also allow the scalability of applying these methods to larger and more complex datasets.

Moreover, scoring for multiple-choice questions can result in the loss of some information. According to our annotating, even if the model correctly recognized the Identity of Character, if it failed to infer other information, such as Emotion, the Character’s score for this question would be zero. However, by integrating it with methods akin to rubrics emphasized in pedagogy (Brookhart, 2018), we argue that this metric has the potential to be extended to other tasks such as open-ended or fill-in-the-blank tests, summaries, and rewriting, which can be analyzed using understanding sub-components.

In conclusion, this study introduces the CogME framework, which provides a multi-dimensional analysis focusing on story understanding. Our approach reveals deeper insights, surpassing the limitations of overall scores like correct answer rates. The potential of CogME extends to various AI tasks and dataset designs, suggesting its adaptability and utility in advancing AI assessment toward more nuanced and sophisticated dimensions. This study sets a new benchmark, paving the way for more comprehensive approaches to developing AI agents.

## Acknowledgments

Anonymous CogSci submission. This will be updated in the final version.

## References

Aafaq, N., Mian, A., Liu, W., Gilani, S. Z., & Shah, M. (2019). Video description: A survey of methods, datasets,

- and evaluation metrics. *ACM Computing Surveys (CSUR)*, 52(6), 1–37. doi: 10.1145/3355390
- Anderson, L. W., & Krathwohl, D. R. (Eds.). (2001). *A taxonomy for learning, teaching, and assessing: A revision of bloom's taxonomy of educational objectives*. New York: Longman.
- Baldassano, C., Hasson, U., & Norman, K. A. (2018). Representation of real-world event schemas during narrative perception. *Journal of Neuroscience*, 38(45), 9689–9699.
- Banerjee, S., & Lavie, A. (2005). Meteor: An automatic metric for mt evaluation with improved correlation with human judgments. In *Proceedings of the acl workshop on intrinsic and extrinsic evaluation measures for machine translation and/or summarization* (pp. 65–72).
- Baradaran, R., Ghiasi, R., & Amirkhani, H. (2022). A survey on machine reading comprehension systems. *Natural Language Engineering*, 28(6), 683–732.
- Bartlett, F., & Burt, C. (1933). Remembering: A study in experimental and social psychology. *British Journal of Educational Psychology*, 3(2), 187–192.
- Bebensee, B., & Zhang, B.-T. (2021). Co-attentional transformers for story-based video understanding. In *Icassp 2021 - 2021 IEEE International Conference on Acoustics, Speech and Signal Processing (ICASSP)* (p. 4005–4009). doi: 10.1109/ICASSP39728.2021.9413868
- Bloom, B. S. (1956). Taxonomy of educational objectives: The classification of educational goals. In B. S. Bloom, M. D. Engelhart, E. Furst, W. H. Hill, & D. R. Krathwohl (Eds.), *Handbook I: Cognitive domain*. David McKay Company, Inc.
- Bransford, J. D., & Johnson, M. K. (1972). Contextual prerequisites for understanding: Some investigations of comprehension and recall. *Journal of Verbal Learning and Verbal Behavior*, 11(6), 717–726.
- Brewer, W. F. (1985). The story schema: Universal and culture-specific properties. In D. Olson, N. Torrance, & A. Hildyard (Eds.), *Literacy, language and learning: The nature and consequences of reading and writing* (pp. 167–194). Cambridge: Cambridge University Press Cambridge, UK.
- Brookhart, S. M. (2018). Appropriate criteria: Key to effective rubrics. *Frontiers in Education*, 3. doi: 10.3389/educ.2018.00022
- Brown, T., Mann, B., Ryder, N., Subbiah, M., Kaplan, J. D., Dhariwal, P., . . . Amodei, D. (2020). Language models are few-shot learners. In H. Larochelle, M. Ranzato, R. Hadsell, M. Balcan, & H. Lin (Eds.), *Advances in neural information processing systems* (Vol. 33, pp. 1877–1901). Curran Associates, Inc.
- Burges, C. J. (2013). *Towards the machine comprehension of text: An essay* (Tech. Rep. No. MSR-TR-2013-125). Redmond, WA 98052: Microsoft Research.
- Burnell, R., Schellaert, W., Burden, J., Ullman, T. D., Martinez-Plumed, F., Tenenbaum, J. B., . . . others (2023). Rethink reporting of evaluation results in ai. *Science*, 380(6641), 136–138. doi: 10.1126/science.adf6369
- Chen, A., Stanovsky, G., Singh, S., & Gardner, M. (2019). Evaluating question answering evaluation. In *Proceedings of the 2nd workshop on machine reading for question answering* (pp. 119–124). doi: 10.18653/v1/D19-5817
- Choi, S., On, K.-W., Heo, Y.-J., Seo, A., Jang, Y., Lee, M., & Zhang, B.-T. (2021, May). Dramaqa: Character-centered video story understanding with hierarchical qa. In *Proceedings of the AAAI Conference on Artificial Intelligence* (Vol. 35, p. 1166–1174). doi: 10.1609/aaai.v35i2.16203
- Cohn, N. (2020). Your brain on comics: A cognitive model of visual narrative comprehension. *Topics in Cognitive Science*, 12(1), 352–386.
- Dunietz, J., Burnham, G., Bharadwaj, A., Rambow, O., Chu-Carroll, J., & Ferrucci, D. (2020, July). To test machine comprehension, start by defining comprehension. In *Proceedings of the 58th annual meeting of the association for computational linguistics* (pp. 7839–7859). doi: 10.18653/v1/2020.acl-main.701
- Garcia, N., Otani, M., Chu, C., & Nakashima, Y. (2020, Apr.). Knowit vqa: Answering knowledge-based questions about videos. *Proceedings of the AAAI Conference on Artificial Intelligence*, 10826–10834. doi: 10.1609/aaai.v34i07.6713
- Garcia-Molina, H., Joglekar, M., Marcus, A., Parameswaran, A., & Verroios, V. (2016). Challenges in data crowdsourcing. *IEEE Transactions on Knowledge and Data Engineering*, 28(4), 901–911. doi: 10.1109/TKDE.2016.2518669
- Gibson, J. J. (1979). *The ecological approach to visual perception*. Houghton, Mifflin and Company. doi: 10.4324/9781315740218
- Graesser, A. C., Singer, M., & Trabasso, T. (1994). Constructing inferences during narrative text comprehension. *Psychological Review*, 101(3), 371–95. doi: 10.1037/0033-295x.101.3.371
- Gundersen, O. E., & Kjensmo, S. (2018, Apr.). State of the art: Reproducibility in artificial intelligence. *Proceedings of the AAAI Conference on Artificial Intelligence*, 32(1). doi: 10.1609/aaai.v32i1.11503
- Heo, Y.-J., On, K.-W., Choi, S., Lim, J., Kim, J., Ryu, J.-K., . . . Zhang, B.-T. (2019). Constructing hierarchical q&a datasets for video story understanding. In *AAAI 2019 Spring Symposium* (pp. 1–9).
- Hirschman, L., Light, M., Breck, E., & Burger, J. D. (1999). Deep read: A reading comprehension system. In *Proceedings of the 37th annual meeting of the association for computational linguistics* (pp. 325–332). doi: 10.3115/1034678.1034731
- Ho, J., Jain, A., & Abbeel, P. (2020). Denoising diffusion probabilistic models. In H. Larochelle, M. Ranzato, R. Hadsell, M. Balcan, & H. Lin (Eds.), *Advances in neural information processing systems* (Vol. 33, pp. 6840–6851). Curran Associates, Inc.
- Hochberg, J., & Brooks, V. (1996). The perception of motion pictures. *Cognitive Ecology*, 205–292. doi: 10.1016/B978-

- 012161966-4/50008-6
- Jajdelska, E., Anderson, M., Butler, C., Fabb, N., Finnigan, E., Garwood, I., ... others (2019). Picture this: a review of research relating to narrative processing by moving image versus language. *Frontiers in Psychology*, *10*, 1161.
- Lei, J., Yu, L., Bansal, M., & Berg, T. L. (2018). Tvqa: Localized, compositional video question answering. In *Empirical methods in natural language processing*.
- Lin, C.-Y. (2004). Rouge: A package for automatic evaluation of summaries. In *Proc. of workshop on text summarization branches out, post conference workshop of acl 2004* (pp. 74–81).
- Millière, R., & Buckner, C. (2024). A philosophical introduction to language models—part i: Continuity with classic debates. *arXiv preprint arXiv:2401.03910*.
- Nakazawa, M. (2021). fmsb: Functions for medical statistics book with some demographic data [Computer software manual]. Retrieved from <https://CRAN.R-project.org/package=fmsb> (R package version 0.7.1)
- Nema, P., & Khapra, M. M. (2018). Towards a better metric for evaluating question generation systems. In *Proceedings of the 2018 conference on empirical methods in natural language processing* (pp. 3950–3959).
- Papineni, K., Roukos, S., Ward, T., & Zhu, W.-J. (2002). Bleu: A method for automatic evaluation of machine translation. In *Proceedings of the 40th annual meeting of the association for computational linguistics* (pp. 311–318). doi: 10.3115/1073083.1073135
- Patel, D., Parikh, R., & Shastri, Y. (2020). Recent advances in video question answering: A review of datasets and methods. In A. D. Bimbo et al. (Eds.), *Pattern recognition. icpr international workshops and challenges - virtual event, january 10-15, 2021, proceedings, part ii* (Vol. 12662, p. 339-356). Springer. doi: 10.1007/978-3-030-68790-8\_27
- R Core Team. (2021). R: A language and environment for statistical computing [Computer software manual]. Vienna, Austria. Retrieved from <https://www.R-project.org/>
- Rombach, R., Blattmann, A., Lorenz, D., Esser, P., & Ommer, B. (2022). High-resolution image synthesis with latent diffusion models. In *Proceedings of the IEEE/CVF conference on computer vision and pattern recognition* (pp. 10684–10695).
- Rumelhart, D. E. (1980). Schemata: The building blocks of cognition. In B. W. Spiro RJ Bruce BC (Ed.), *Theoretical issues in reading comprehension* (pp. 33–58). Hillsdale, NJ: Lawrence Erlbaum Associates, Inc.
- Schank, R. C., & Abelson, R. P. (1975). Scripts, plans, and knowledge. In *Proceedings of the 4th international joint conference on artificial intelligence - volume 1* (p. 151–157). Morgan Kaufmann Publishers Inc.
- Singer, U., Polyak, A., Hayes, T., Yin, X., An, J., Zhang, S., ... Taigman, Y. (2023). Make-a-video: Text-to-video generation without text-video data. In *The eleventh international conference on learning representations*. Retrieved from <https://openreview.net/forum?id=nJfylDvgz1q>
- Song, H., Park, B.-y., Park, H., & Shim, W. M. (2021). Cognitive and neural state dynamics of narrative comprehension. *Journal of Neuroscience*, *41*(43), 8972–8990. doi: 10.1523/jneurosci.0037-21.2021
- Sukhbaatar, S., Szlam, A., Weston, J., & Fergus, R. (2015). End-to-end memory networks. In C. Cortes, N. Lawrence, D. Lee, M. Sugiyama, & R. Garnett (Eds.), *Advances in neural information processing systems* (Vol. 28). Curran Associates, Inc., NY, USA.
- Tan, E. S. (2018). A psychology of the film. *Palgrave Communications*, *4*(1), 1–20. doi: 10.1057/s41599-018-0111-y
- Tapaswi, M., Zhu, Y., Stiefelhagen, R., Torralba, A., Urtasun, R., & Fidler, S. (2016, June). Movieqa: Understanding stories in movies through question-answering. In *Proceedings of the IEEE conference on computer vision and pattern recognition (cvpr)* (p. 4631-4640).
- Thorndyke, P. W. (1977). Cognitive structures in comprehension and memory of narrative discourse. *Cognitive Psychology*, *9*(1), 77-110. doi: 10.1016/0010-0285(77)90005-6
- Van Noordén, R., & Perkel, J. M. (2023). Ai and science: what 1,600 researchers think. *Nature*, *621*(7980), 672–675.
- Vaswani, A., Shazeer, N., Parmar, N., Uszkoreit, J., Jones, L., Gomez, A. N., ... Polosukhin, I. (2017). Attention is all you need. In I. Guyon et al. (Eds.), *Advances in neural information processing systems* (Vol. 30). Curran Associates, Inc.
- Vedantam, R., Zitnick, C. L., & Parikh, D. (2015). Cider: Consensus-based image description evaluation. In *Cvpr* (p. 4566-4575). IEEE Computer Society.
- West, P., Lu, X., Dziri, N., Brahman, F., Li, L., Hwang, J. D., ... others (2023). The generative ai paradox: “what it can create, it may not understand”. *arXiv preprint arXiv:2311.00059*.
- Weston, J., Bordes, A., Chopra, S., Rush, A. M., van Merriënboer, B., Joulin, A., & Mikolov, T. (2015). Towards ai-complete question answering: A set of prerequisite toy tasks. *arXiv preprint arXiv:1502.05698*.
- Yang, A., Miech, A., Sivic, J., Laptev, I., & Schmid, C. (2021, October). Just ask: Learning to answer questions from millions of narrated videos. In *Proceedings of the IEEE/CVF international conference on computer vision (iccv)* (p. 1686-1697).
- Yu, Z., Xu, D., Yu, J., Yu, T., Zhao, Z., Zhuang, Y., & Tao, D. (2019, Jul.). Activitynet-qa: A dataset for understanding complex web videos via question answering. *Proceedings of the AAAI Conference on Artificial Intelligence*, *33*(01), 9127-9134. doi: 10.1609/aaai.v33i01.33019127
- Zhong, Y., Ji, W., Xiao, J., Li, Y., Deng, W., & Chua, T.-S. (2022, December). Video question answering:



- Datasets, algorithms and challenges. In Y. Goldberg, Z. Kozareva, & Y. Zhang (Eds.), *Proceedings of the 2022 conference on empirical methods in natural language processing* (pp. 6439–6455). Abu Dhabi, United Arab Emirates: Association for Computational Linguistics. doi: 10.18653/v1/2022.emnlp-main.432
- Zwaan, R. A., Langston, M. C., & Graesser, A. C. (1995). The construction of situation models in narrative comprehension: An event-indexing model. *Psychological Science*, 6(5), 292-297. doi: 10.1111/j.1467-9280.1995.tb00513.x
- Zwaan, R. A., & Radvansky, G. A. (1998). Situation models in language comprehension and memory. *Psychological bulletin*, 123(2), 162–85.