

A Search for Neutrino Sources with Cascade Events in IceCube

The IceCube Collaboration

(a complete list of authors can be found at the end of the proceedings)

E-mail: ssclafani@icecube.wisc.edu, mhuenefeld@icecube.wisc.edu

IceCube has discovered a flux of astrophysical neutrinos, and more recently has used muon-neutrino datasets to present evidence for one source; a flaring blazar known as TXS 0506+056. However, the sources responsible for the majority of the astrophysical neutrino flux remain elusive. Opening up new channels for detection can improve sensitivity and increase the discovery potential. In this work we present a new neutrino dataset relying heavily on Deep-Neural-Networks (DNN) to select cascade events produced from neutral-current interactions of all flavors and charged-current interactions with flavors other than muon-neutrino. The speed of DNN processing makes it possible to select events in near realtime with a single GPU. Cascade events have reduced angular resolution when compared to muon-neutrino events, however the resulting dataset has a lower energy threshold in the southern sky and a lower background rate. These benefits lead to an factor of 2-3 improvement in sensitivity to sources in the Southern Sky when compared to muon-neutrino datasets. This dataset is particularly promising for identifying transient neutrino sources in the Southern Sky and neutrino production from the galactic plane.

Corresponding authors: Stephen Scialfani^{1*}, Mirco Hünnefeld²

¹ *Drexel University*

² *Technische Universität Dortmund*

* Presenter

37th International Cosmic Ray Conference (ICRC 2021)

July 12th – 23rd, 2021

Online – Berlin, Germany

1. Introduction

In 2017, the IceCube Neutrino Observatory, a cubic kilometer detector located at the geographic south pole, hinted at the long-sought sources of Cosmic Rays by presenting evidence of the first neutrino source, the flaring blazar TXS0506+056 [1, 2]. This detection was done by analyzing data made up of events produced from Charge-Current muon-neutrino interactions creating a long ranged muon that leaves a track-like signature in the detector. TXS0506+056 is located in the Northern Sky, at a declination of +5.6 degrees which is in the optimal region for the search of point sources using muon neutrinos. The Southern Sky, however, is dominated by the large contribution of atmospheric muon background strongly reducing the discovery potential for sources with soft spectral indices ($\gamma > 2$). There exists two strategies to advance the detection of the next neutrino source: accumulating more statistics will slowly but steadily improve the sensitivity for time-integrated searches, additionally, a new detection channel could help to accelerate the discovery. Including cascade topologies in the event selection will extend the search for point sources in the Southern Sky while complementing the results of the muon track searches. Cascades are produced from neutral current interactions from all neutrino flavors and charge current interactions from flavors other than muon neutrinos. These events have worse angular resolution, but can be easily differentiated from the dominant background of downgoing muons from atmospheric interactions in the Southern Sky. Thus, selections based on cascade events, will have a higher level of purity even at lower energies ($500 \text{ GeV} < E < 10 \text{ TeV}$). This results in an improvement in sensitivity to southern sources, especially sources with softer spectra, which has been demonstrated in a previous IceCube search [3] using a cascade dataset designed for diffuse measurements. This work uses machine learning to create a new cascade dataset optimizing selection to improve sensitivity to several different neutrino source hypotheses.

2. Data Selection

The event selection pipeline consists of a series of DNN classifiers that are based on previous IceCube work [4]. These classifiers are applied to select events starting at "Cascade Level 2", a very basic selection without any advanced reconstruction or filtering. Although these classifiers are very quick to evaluate, the event rate for IceCube at Level 2 is very large (30-40 Hz) and therefore it is important to reduce the event rate and discard background events before applying more time-intensive reconstructions. For this reason, events are classified in a staged approach, with more advanced and time consuming algorithms running only on events that passed the previous step. During processing, a series of NN classifiers are applied to incrementally reduce the background while increasing cascade purity.

The final selection is made using two Boosted Decision Trees (BDTs). The first (muonBDT) is trained to remove any remaining atmospheric muon background (Figure 1). The second (cascadeBDT) is trained to select cascade-like events (Figure 2). Proposed cuts are placed on each BDT separately, and can be combined with cuts on energy or angular error estimate. Final cut values will be optimized based on discovery potential and sensitivity at analysis level and are still under investigation. As can be seen in Figure 1, events with a high muonBDT score are dominated by background events. We also see that the agreement between data and simulation worsens in this

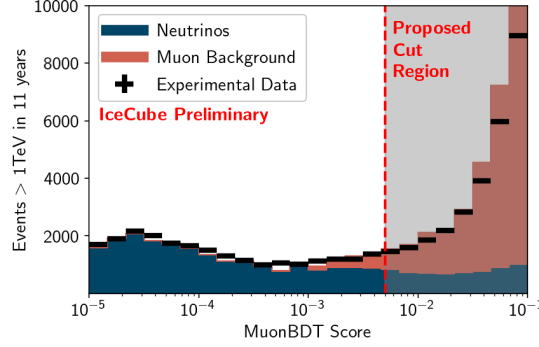


Figure 1: The score distribution of events with reconstructed energy greater than 1 TeV for the BDT trained to classify background muons. Proposed cut is currently placed at 5×10^{-3} . To the right of this value, selection is dominated by muon background and Data/Monte Carlo agreement worsens. The exact location of this cut is still under investigation.

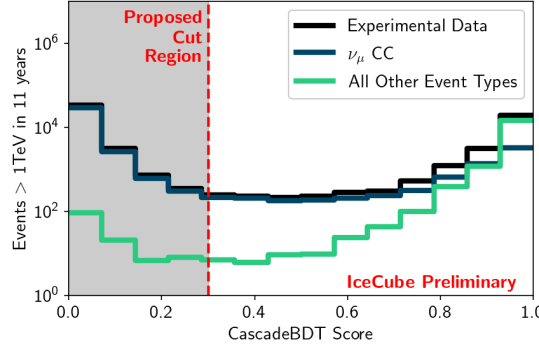


Figure 2: The score distribution of events with reconstructed energy greater than 1 TeV for the BDT trained to classify cascades. Proposed cut is currently placed at 0.3. To the left of this value, selection is dominated by tracks produced from charge-current muon-neutrino interactions. To the right cascades from other event types become dominant, however CC- ν_μ events that are particularly stochastic, and whose track length is short, still remain in the sample. The exact location of this cut is still under investigation.

background dominated regime. Some charge-current muon-neutrino events with very short and stochastic tracks, or tracks that exit the detector quickly may remain in the sample after cuts. The total selection takes a few seconds per event. The result is a dataset made up of approximately 45,000 cascade-like events from 2011 – 2021. We estimate that the muon background will be $\mathcal{O}(100)$ events at final level.

After the final cut, a time-intensive reconstruction (30s) can take place. The reconstruction combines a Maximum Likelihood Method and DNN based reconstructions [5], resulting in a improvement in the angular resolution, especially in events less than 10 TeV.

Figure 3 shows the final level angular resolution as a function of true neutrino energy. The median angular resolution is between 5° and 15° over the range of energies in the dataset. The resulting dataset has a larger effective area over all energies than previous cascade datasets, and a larger effective area in the Southern Sky than the track-based dataset [6] shown in Figure 4.

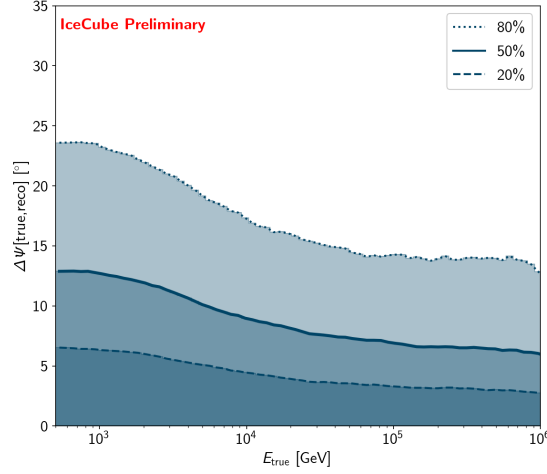


Figure 3: Angular Resolution as a function of energy. Events get better resolved as energy increases.

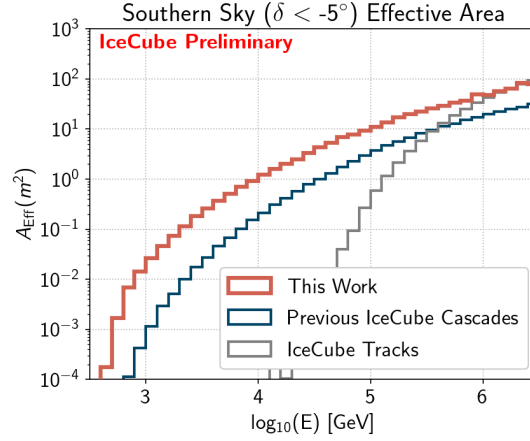


Figure 4: Effective area of this dataset compared with IceCube tracks and previous cascade dataset for declinations in the southern sky.

3. Point Source Searches

The event selection described above, named DNNCascade, will be used to perform various searches for the sources of astrophysical neutrinos. Because of the low atmospheric muon background even at low energies, these searches are particularly promising for sources in the Southern Sky, sources with a softer spectrum such as galactic sources, or sources an exponential cutoff in the TeV-PeV range.

Figure 5 shows the sensitivity flux as a function of sin of declination for a source spectrum proportional to E^{-2} , E^{-3} , and E^{-2} with a particular exponential cutoff. Comparisons are made to previous IceCube [3, 6] and ANTARES [7, 8] sensitivities. Sensitivities to specific sources from a catalog that will be used in the future analysis are also shown in Figure 5 (left panel). This catalog of sources is based on the expected neutrino flux inferred from γ -ray observations and the declination

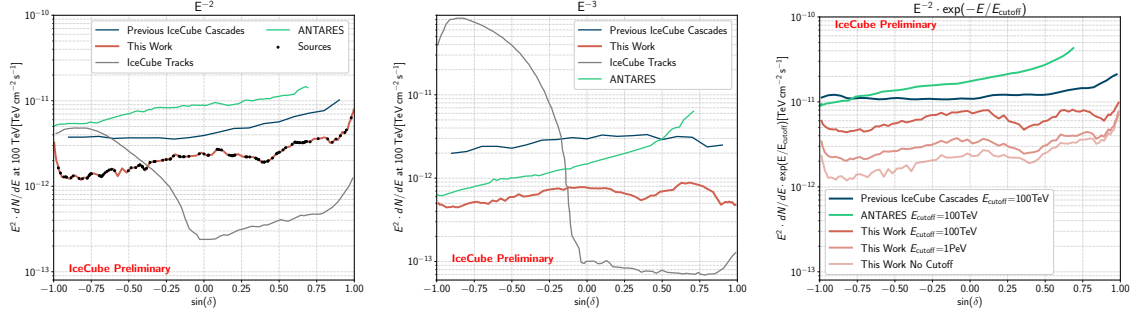


Figure 5: Per-flavor sensitivity as a function of $\sin(\delta)$ to point sources following an unbroken E^{-2} spectrum (left), unbroken E^{-3} spectrum (center), and E^{-2} spectrum with some possible exponential cutoffs (right). Comparisons are made to ANTARES [7] for E^{-2} and E^{-3} and [8] for the exponential cutoffs, IceCube Tracks [6], and previous IceCube cascades [3]. Declination of sources to be tested are shown as black dots on the left plot.

dependent sensitivity of this dataset.

4. Stacking Searches

Stacked searches consider the total flux emitted by a number of sources from the same source class. This analysis strategy has the advantage that, if all sources from the same class are neutrino emitters, the neutrino flux per source required for discovery is lower. Stacking searches have been used in IceCube and other neutrino experiments to search for emission from catalogs of similar classes of sources. Three catalogs of galactic γ -ray emitters are tested consisting of 12 Supernova Remnants (SNR), Pulsar Wind Nebulae (PWN), and Unidentified Galactic objects (UNID). The sources are selected based on an extrapolation of the γ -ray flux above 10 TeV and the sensitivity to this dataset. For this test all sources are given equal weight before any detector effect is taken into account. Table 1 shows the sensitivity to these source catalogs assuming different spectra. The catalogs are available in Table 3. In these searches we will fit for the number of signal events and energy spectrum.

Source Catalog	Sensitivity E^{-2}	Sensitivity $E^{-2.5}$
SNR	3.39	3.31
PWN	3.99	3.51
UNID Galactic Sources	3.85	3.18

Table 1: Per-Flavor Stacked Sensitivity to various catalogs of Galactic Sources. Sensitivity shown as $E^2 dN/dE \times 10^{-12}$ at 100 TeV in units of $\text{TeV} \cdot \text{s}^{-1} \cdot \text{cm}^{-2}$.

5. Galactic Plane Searches

Cosmic-ray interactions with galactic media is the dominant production mechanism for high energy gamma rays through the production of neutral pions. A flux of neutrinos from galactic plane

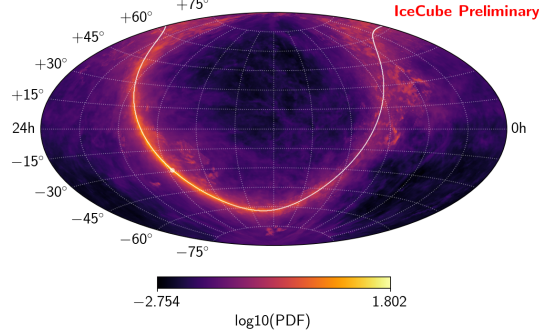


Figure 6: The spatial template for the KRA- γ model with 5 PeV cutoff. The model is integrated over all energies and multiplied with the declination and spectra dependent signal weighting parameter for this dataset. The resulting PDF does not include any additional spatial smoothing. Shown in white is the galactic plane, the white dot is the galactic center. Expected Flux is concentrated along the plane, closest to the galactic center.

is expected from these same interactions through the production of charged pions. Models predict that the neutrino flux would be concentrated in the Southern Sky and roughly follow an $E^{-2.5}$ power law. The DNNCascade dataset is optimized to find sources with the same properties and tests for diffuse galactic emission will be performed. Three models are tested, a model based on Fermi-LAT observations [9] and KRA- γ [10, 11] with a cutoff of 5 PeV and KRA- γ with a 50 PeV cutoff. These rely on γ -ray information to construct a template for the expected neutrino production. The KRA- γ templates have a direction dependant spectrum and is shown in Figure 6. This template contains most of the weight at near the galactic center in the Southern Sky.

Sensitivities to each model are presented in Table 2. Comparisons to previous results of IceCube using cascades [3] and combined analysis of IceCube and ANTARES [12] using IceCube tracks are also shown. Sensitivities of this work do not include effects of systematic uncertainties. For all models of galactic emission this work is the most sensitive and represents a significant improvement in our ability to probe the presented models. In addition, the 5σ discovery potentials are calculated to be 69% and 49% of the model flux for KRA γ - with a 5 PeV and 50 PeV cutoff respectively.

Galactic Plane Model	This Work	IceCube / ANTARES	Previous IceCube Cascades
KRA- γ 5 PeV	0.17	0.81	0.58
KRA- γ 50 PeV	0.12	0.57	0.35
Fermi π^0	0.82×10^{-18}	—	2.2×10^{-18}

Table 2: Sensitivity to various galactic plane models. KRA- γ templates are in units of model flux. Fermi π^0 are in $\text{GeV s}^{-1}\text{cm}^{-2}$ at 100 TeV. IceCube/ANTARES sensitivity is from [12], Previous IceCube Cascade Sensitivity is from [3]. This work does not include effects of systematic uncertainties.

6. Conclusions

IceCube is extending its reach by considering cascade-like events in the search for neutrino sources. This new channel improves the sensitivity in the Southern Sky by a factor of 3 for soft spectrum sources ($\gamma = 3$) and galactic plane emission, by a factor of 2 for sources with a harder spectral index ($\gamma = 2$). This dataset will be used in the future for time-dependant searches, where significant detections can occur without precise pointing. The speed of the dataset processing due to the DNN structure will make it possible to select events online with few resources, opening the window to real-time analyses using these cascades.

References

- [1] **IceCube** Collaboration, M. G. Aartsen et al., *Science* **361** (2018) 147–151.
- [2] **IceCube, Fermi-LAT, MAGIC, AGILE, ASAS-SN, HAWC, H.E.S.S., INTEGRAL, Kanata, Kiso, Kapteyn, Liverpool Telescope, Subaru, Swift NuSTAR, VERITAS, VLA/17B-403** Collaboration, M. G. Aartsen et al., *Science* **361** (2018) eaat1378.
- [3] **IceCube** Collaboration, M. G. Aartsen et al., *Astrophys. J.* **886** (2019) 12.
- [4] R. Abbasi et al., [arXiv:2101.11589](https://arxiv.org/abs/2101.11589).
- [5] **IceCube** Collaboration, PoS(ICRC2021)1065 (2021).
- [6] **IceCube** Collaboration, M. G. Aartsen et al., *Phys. Rev. Lett.* **124** (2020) 051103.
- [7] G. Illuminati, J. Aublin, and S. Navas, PoS(ICRC2019)920 (2019).
- [8] **ANTARES** Collaboration, A. Albert et al., *Phys. Rev. D* **96** (2017) 082001.
- [9] M. Ackermann, M. Ajello, and W. B. A. et al., *The Astrophysical Journal* **750** (apr, 2012) 3.
- [10] D. Gaggero, D. Grasso, A. Marinelli, A. Urbano, and M. Valli, *Astrophys. J. Lett.* **815** (2015) L25.
- [11] D. Gaggero, D. Grasso, A. Marinelli, M. Taoso, and A. Urbano, *Phys. Rev. Lett.* **119** (Jul, 2017) 031101.
- [12] **ANTARES, IceCube** Collaboration, A. Albert et al., *Astrophys. J. Lett.* **868** (2018) L20.

A. Source Catalogs

Catalog	Name	α [deg]	δ [deg]	Catalog	Name	α [deg]	δ [deg]
PWN	Vela X	128.29	-45.19	SNR	Vela Junior	133.0	-46.33
	Crab nebula	83.63	22.01		RX J1713.7-2946	258.36	-39.77
	HESS J1708-443	257.0	-44.3		HESS J1614-518	243.56	-51.82
	HESS J1825-137	276.55	-13.58		HESS J1457-593	223.7	-59.07
	HESS J1632-478	248.01	-47.87		SNR G323.7-01.0	233.63	-57.2
	MSH 15-52	228.53	-59.16		HESS J1731-347	262.98	-34.71
	HESS J1813-178	273.36	-17.86		Gamma Cygni	305.27	40.52
	HESS J1303-631	195.75	-63.2		RCW 86	220.12	-62.65
	HESS J1616-508	244.06	-50.91		HESS J1912+101	288.33	10.19
	Kookaburra	214.69	-60.98		HESS J1745-303	266.3	-30.2
	HESS J1837-069	279.43	-6.93		Cassiopeia A	350.85	58.81
	HESS J1026-582	157.17	-58.29		CTB 37A	258.64	-38.545
UNID	MGRO J1908+06	133.0	6.32				
	Westerlund 1	258.36	-45.8				
	HESS J1702-420	243.56	-42.02				
	2HWC J1814-173	223.7	-17.31				
	HESS J1841-055	233.63	-5.55				
	2HWC J1819-150	262.98	-15.06				
	HESS J1804-216	305.27	-21.73				
	HESS J1809-193	220.12	-19.3				
	HESS J1843-033	288.33	-3.3				
	TeV J2032+4130	266.3	41.51				
	HESS J1708-410	350.85	-41.09				
	HESS J1857+026	258.64	2.67				

Table 3: Sources in Stacking Catalogs, source type, name, Right Ascension (α) and Declination (δ) are listed.

Full Author List: IceCube Collaboration

R. Abbasi¹⁷, M. Ackermann⁵⁹, J. Adams¹⁸, J. A. Aguilar¹², M. Ahlers²², M. Ahrens⁵⁰, C. Alispach²⁸, A. A. Alves Jr.³¹, N. M. Amin⁴², R. An¹⁴, K. Andeen⁴⁰, T. Anderson⁵⁶, G. Anton²⁶, C. Argüelles¹⁴, Y. Ashida³⁸, S. Axani¹⁵, X. Bai⁴⁶, A. Balagopal V.³⁸, A. Barbano²⁸, S. W. Barwick³⁰, B. Bastian⁵⁹, V. Basu³⁸, S. Baur¹², R. Bay⁸, J. J. Beatty^{20,21}, K.-H. Becker⁵⁸, J. Becker Tjus¹¹, C. Bellenghi²⁷, S. BenZvi⁴⁸, D. Berley¹⁹, E. Bernardini^{59,60}, D. Z. Besson^{34,61}, G. Binder^{8,9}, D. Bindig⁵⁸, E. Blaufuss¹⁹, S. Blot⁵⁹, M. Boddenberg¹, F. Bontempo³¹, J. Borowka¹, S. Böser³⁹, O. Botner⁵⁷, J. Böttcher¹, E. Bourbeau²², F. Bradascio⁵⁹, J. Braun³⁸, S. Bron²⁸, J. Brostean-Kaiser⁵⁹, S. Browne³², A. Burgman⁵⁷, R. T. Burley², R. S. Busse⁴¹, M. A. Campana⁴⁵, E. G. Carnie-Bronca², C. Chen⁶, D. Chirkin³⁸, K. Choi⁵², B. A. Clark²⁴, K. Clark³³, L. Classen⁴¹, A. Coleman⁴², G. H. Collin¹⁵, J. M. Conrad¹⁵, P. Coppin¹³, P. Correa¹³, D. F. Cowen^{55,56}, R. Cross⁴⁸, C. Dappen¹, P. Dave⁶, C. De Clercq¹³, J. J. DeLaunay⁵⁶, H. Dembinski⁴², K. Deoskar⁵⁰, S. De Ridder²⁹, A. Desai³⁸, P. Desiati³⁸, K. D. de Vries¹³, G. de Wasseige¹³, M. de With¹⁰, T. DeYoung²⁴, S. Dharani¹, A. Diaz¹⁵, J. C. Díaz-Vélez³⁸, M. Dittmer⁴¹, H. Dujmovic³¹, M. Dunkman⁵⁶, M. A. DuVernois³⁸, E. Dvorak⁴⁶, T. Ehrhardt³⁹, P. Eller²⁷, R. Engel^{31,32}, H. Erpenbeck¹, J. Evans¹⁹, P. A. Evenson⁴², K. L. Fan¹⁹, A. R. Fazely⁷, S. Fiedlschuster²⁶, A. T. Fienberg⁵⁶, K. Filimonov⁸, C. Finley⁵⁰, L. Fischer⁵⁹, D. Fox⁵⁵, A. Frankowski^{11,59}, E. Friedman¹⁹, A. Fritz³⁹, P. Fürst¹, T. K. Gaisser⁴², J. Gallagher³⁷, E. Ganster¹, A. Garcia¹⁴, S. Garrappa⁵⁹, L. Gerhardt⁹, A. Ghadimi⁵⁴, C. Glaser⁵⁷, T. Glauch²⁷, T. Glüsenskamp²⁶, A. Goldschmidt⁹, J. G. Gonzalez⁴², S. Goswami⁵⁴, D. Grant²⁴, T. Grégoire⁵⁶, S. Griswold⁴⁸, M. Gündüz¹¹, C. Günther¹, C. Haack²⁷, A. Hallgren⁵⁷, R. Halliday²⁴, L. Halve¹, F. Halzen³⁸, M. Ha Minh²⁷, K. Hanson³⁸, J. Hardin³⁸, A. A. Harnisch²⁴, A. Haungs³¹, S. Hauser¹, D. Hebecker¹⁰, K. Helbing⁵⁸, F. Henningsen²⁷, E. C. Hettinger²⁴, S. Hickford⁵⁸, J. Hignight²⁵, C. Hill¹⁶, G. C. Hill², K. D. Hoffman¹⁹, R. Hoffmann⁵⁸, T. Hoinka²³, B. Hokanson-Fasig³⁸, K. Hoshina^{38,62}, F. Huang⁵⁶, M. Huber²⁷, T. Huber³¹, K. Hultqvist⁵⁰, M. Hünnefeld²³, R. Hussain³⁸, S. In⁵², N. Iovine¹², A. Ishihara¹⁶, M. Jansson⁵⁰, G. S. Japaridze⁵, M. Jeong⁵², B. J. P. Jones⁴, D. Kang³¹, W. Kang⁵², X. Kang⁴⁵, A. Kappes⁴¹, D. Kappesser³⁹, T. Karg⁵⁹, M. Kar²⁷, A. Karle³⁸, U. Katz²⁶, M. Kauer³⁸, M. Kellermann¹, J. L. Kelley³⁸, A. Kheirandish⁵⁶, K. Kin¹⁶, T. Kintscher⁵⁹, J. Kiryluk⁵¹, S. R. Klein^{8,9}, R. Koirala⁴², H. Kolanoski¹⁰, T. Kontrimas²⁷, L. Köpke³⁹, C. Kopper²⁴, S. Kopper⁵⁴, D. J. Koskinen²², P. Koundal³¹, M. Kovacevich⁴⁵, M. Kowalski^{10,59}, T. Kozynets²², E. Kun¹¹, N. Kurahashi⁴⁵, N. Lad⁵⁹, C. Lagunas Gualda⁵⁹, J. L. Lanfranchi⁵⁶, M. J. Larson¹⁹, F. Lauber⁵⁸, J. P. Lazar^{14,38}, J. W. Lee⁵², K. Leonard³⁸, A. Leszczyńska³², Y. Li⁵⁶, M. Lincetto¹¹, Q. R. Liu³⁸, M. Liubarska²⁵, E. Lohfink³⁹, C. J. Lozano Mariscal⁴¹, L. Lu³⁸, F. Lucarelli²⁸, A. Ludwig^{24,35}, W. Luszczak³⁸, Y. Lyu^{8,9}, W. Y. Ma⁵⁹, J. Madsen³⁸, K. B. M. Mahn²⁴, Y. Makino³⁸, S. Mancina³⁸, I. C. Mariş¹², R. Maruyama⁴³, K. Mase¹⁶, T. McElroy²⁵, F. McNally³⁹, J. V. Mead²², K. Meagher³⁸, A. Medina²¹, M. Meier¹⁶, S. Meighen-Berger²⁷, J. Micallef²⁴, D. Mockler¹², T. Montaruli²⁸, R. W. Moore²⁵, R. Morse³⁸, M. Moulai¹⁵, R. Naab⁵⁹, R. Nagai¹⁶, U. Naumann⁵⁸, J. Necker⁵⁹, L. V. Nguyen²⁴, H. Niederhausen²⁷, M. U. Nisa²⁴, S. C. Nowicki²⁴, D. R. Nygren⁹, A. Obertacke Pollmann⁵⁸, M. Oehler³¹, A. Olivas¹⁹, E. O'Sullivan⁵⁷, H. Pandya⁴², D. V. Pankova⁵⁶, N. Park³³, G. K. Parker⁴, E. N. Paudel⁴², L. Paul⁴⁰, C. Pérez de los Heros⁵⁷, L. Peters¹, J. Peterson³⁸, S. Philippen¹, D. Pieloth²³, S. Pieper⁵⁸, M. Pittermann³², A. Pizzuto³⁸, M. Plum⁴⁰, Y. Popovych³⁹, A. Porcelli²⁹, M. Prado Rodriguez³⁸, P. B. Price⁸, B. Pries²⁴, G. T. Przybylski⁹, C. Raab¹², A. Raisi¹⁸, M. Rameez²², K. Rawlins³, I. C. Rea²⁷, A. Rehman⁴², P. Reichherzer¹¹, R. Reimann¹, G. Renzi¹², E. Resconi²⁷, S. Reusch⁵⁹, W. Rhode²³, M. Richman⁴⁵, B. Riedel³⁸, E. J. Roberts², S. Robertson^{8,9}, G. Roellinghoff⁵², M. Rongen³⁹, C. Rott^{49,52}, T. Ruhe²³, D. Ryckbosch²⁹, D. Rysewyk Cantu²⁴, I. Safa^{14,38}, J. Saffer³², S. E. Sanchez Herrera²⁴, A. Sandrock²³, J. Sandroos³⁹, M. Santander⁵⁴, S. Sarkar⁴⁴, S. Sarkar²⁵, K. Satalecka⁵⁹, M. Scharf¹, M. Schaufel¹, H. Schieler³¹, S. Schindler²⁶, P. Schlunder²³, T. Schmidt¹⁹, A. Schneider³⁸, J. Schneider²⁶, F. G. Schröder^{31,42}, L. Schumacher²⁷, G. Schwefer¹, S. Sclafani⁴⁵, D. Seckel⁴², S. Seunarine⁴⁷, A. Sharma⁵⁷, S. Shefali³², M. Silva³⁸, B. Skrzypek¹⁴, B. Smithers⁴, R. Snihur³⁸, J. Soedingrekso²³, D. Soldin⁴², C. Spannfellner²⁷, G. M. Spiczak⁴⁷, C. Spiering^{59,61}, J. Stachurska⁵⁹, M. Stamatikos²¹, T. Stanev⁴², R. Stein⁵⁹, J. Stettner¹, A. Steuer³⁹, T. Stezelberger⁹, T. Stürwald⁵⁸, T. Stuttard²², G. W. Sullivan¹⁹, I. Taboada⁶, F. Tenholt¹¹, S. Ter-Antonyan⁷, S. Tilav⁴², F. Tischbein¹, K. Tollefson²⁴, L. Tomankova¹¹, C. Tönnis⁵³, S. Toscano¹², D. Tosi³⁸, A. Trettin⁵⁹, M. Tselengidou²⁶, C. F. Tung⁶, A. Turcati²⁷, R. Turcotte³¹, C. F. Turley⁵⁶, J. P. Twagirayezu²⁴, B. Ty³⁸, M. A. Unland Elorrieta⁴¹, N. Valtonen-Mattila⁵⁷, J. Vandenbroucke³⁸, N. van Eijndhoven¹³, D. Vannerom¹⁵, J. van Santen⁵⁹, S. Verpoest²⁹, M. Vraeghe²⁹, C. Walck⁵⁰, T. B. Watson⁴, C. Weaver²⁴, P. Weigel¹⁵, A. Weindl³¹, M. J. Weiss⁵⁶, J. Weldert³⁹, C. Wendt³⁸, J. Werthebach²³, M. Weyrauch³², N. Whitehorn^{24,35}, C. H. Wiebusch¹, D. R. Williams⁵⁴, M. Wolf²⁷, K. Woschnagg⁸, G. Wrede²⁶, J. Wulff¹¹, X. W. Xu⁷, Y. Xu⁵¹, J. P. Yanez²⁵, S. Yoshida¹⁶, S. Yu²⁴, T. Yuan³⁸, Z. Zhang⁵¹

¹ III. Physikalisches Institut, RWTH Aachen University, D-52056 Aachen, Germany

² Department of Physics, University of Adelaide, Adelaide, 5005, Australia

³ Dept. of Physics and Astronomy, University of Alaska Anchorage, 3211 Providence Dr., Anchorage, AK 99508, USA

⁴ Dept. of Physics, University of Texas at Arlington, 502 Yates St., Science Hall Rm 108, Box 19059, Arlington, TX 76019, USA

⁵ CTSPPS, Clark-Atlanta University, Atlanta, GA 30314, USA

⁶ School of Physics and Center for Relativistic Astrophysics, Georgia Institute of Technology, Atlanta, GA 30332, USA

⁷ Dept. of Physics, Southern University, Baton Rouge, LA 70813, USA

⁸ Dept. of Physics, University of California, Berkeley, CA 94720, USA

⁹ Lawrence Berkeley National Laboratory, Berkeley, CA 94720, USA

¹⁰ Institut für Physik, Humboldt-Universität zu Berlin, D-12489 Berlin, Germany

¹¹ Fakultät für Physik & Astronomie, Ruhr-Universität Bochum, D-44780 Bochum, Germany

¹² Université Libre de Bruxelles, Science Faculty CP230, B-1050 Brussels, Belgium

¹³ Vrije Universiteit Brussel (VUB), Dienst ELEM, B-1050 Brussels, Belgium

¹⁴ Department of Physics and Laboratory for Particle Physics and Cosmology, Harvard University, Cambridge, MA 02138, USA

¹⁵ Dept. of Physics, Massachusetts Institute of Technology, Cambridge, MA 02139, USA

- ¹⁶ Dept. of Physics and Institute for Global Prominent Research, Chiba University, Chiba 263-8522, Japan
- ¹⁷ Department of Physics, Loyola University Chicago, Chicago, IL 60660, USA
- ¹⁸ Dept. of Physics and Astronomy, University of Canterbury, Private Bag 4800, Christchurch, New Zealand
- ¹⁹ Dept. of Physics, University of Maryland, College Park, MD 20742, USA
- ²⁰ Dept. of Astronomy, Ohio State University, Columbus, OH 43210, USA
- ²¹ Dept. of Physics and Center for Cosmology and Astro-Particle Physics, Ohio State University, Columbus, OH 43210, USA
- ²² Niels Bohr Institute, University of Copenhagen, DK-2100 Copenhagen, Denmark
- ²³ Dept. of Physics, TU Dortmund University, D-44221 Dortmund, Germany
- ²⁴ Dept. of Physics and Astronomy, Michigan State University, East Lansing, MI 48824, USA
- ²⁵ Dept. of Physics, University of Alberta, Edmonton, Alberta, Canada T6G 2E1
- ²⁶ Erlangen Centre for Astroparticle Physics, Friedrich-Alexander-Universität Erlangen-Nürnberg, D-91058 Erlangen, Germany
- ²⁷ Physik-department, Technische Universität München, D-85748 Garching, Germany
- ²⁸ Département de physique nucléaire et corpusculaire, Université de Genève, CH-1211 Genève, Switzerland
- ²⁹ Dept. of Physics and Astronomy, University of Gent, B-9000 Gent, Belgium
- ³⁰ Dept. of Physics and Astronomy, University of California, Irvine, CA 92697, USA
- ³¹ Karlsruhe Institute of Technology, Institute for Astroparticle Physics, D-76021 Karlsruhe, Germany
- ³² Karlsruhe Institute of Technology, Institute of Experimental Particle Physics, D-76021 Karlsruhe, Germany
- ³³ Dept. of Physics, Engineering Physics, and Astronomy, Queen's University, Kingston, ON K7L 3N6, Canada
- ³⁴ Dept. of Physics and Astronomy, University of Kansas, Lawrence, KS 66045, USA
- ³⁵ Department of Physics and Astronomy, UCLA, Los Angeles, CA 90095, USA
- ³⁶ Department of Physics, Mercer University, Macon, GA 31207-0001, USA
- ³⁷ Dept. of Astronomy, University of Wisconsin–Madison, Madison, WI 53706, USA
- ³⁸ Dept. of Physics and Wisconsin IceCube Particle Astrophysics Center, University of Wisconsin–Madison, Madison, WI 53706, USA
- ³⁹ Institute of Physics, University of Mainz, Staudinger Weg 7, D-55099 Mainz, Germany
- ⁴⁰ Department of Physics, Marquette University, Milwaukee, WI, 53201, USA
- ⁴¹ Institut für Kernphysik, Westfälische Wilhelms-Universität Münster, D-48149 Münster, Germany
- ⁴² Bartol Research Institute and Dept. of Physics and Astronomy, University of Delaware, Newark, DE 19716, USA
- ⁴³ Dept. of Physics, Yale University, New Haven, CT 06520, USA
- ⁴⁴ Dept. of Physics, University of Oxford, Parks Road, Oxford OX1 3PU, UK
- ⁴⁵ Dept. of Physics, Drexel University, 3141 Chestnut Street, Philadelphia, PA 19104, USA
- ⁴⁶ Physics Department, South Dakota School of Mines and Technology, Rapid City, SD 57701, USA
- ⁴⁷ Dept. of Physics, University of Wisconsin, River Falls, WI 54022, USA
- ⁴⁸ Dept. of Physics and Astronomy, University of Rochester, Rochester, NY 14627, USA
- ⁴⁹ Department of Physics and Astronomy, University of Utah, Salt Lake City, UT 84112, USA
- ⁵⁰ Oskar Klein Centre and Dept. of Physics, Stockholm University, SE-10691 Stockholm, Sweden
- ⁵¹ Dept. of Physics and Astronomy, Stony Brook University, Stony Brook, NY 11794-3800, USA
- ⁵² Dept. of Physics, Sungkyunkwan University, Suwon 16419, Korea
- ⁵³ Institute of Basic Science, Sungkyunkwan University, Suwon 16419, Korea
- ⁵⁴ Dept. of Physics and Astronomy, University of Alabama, Tuscaloosa, AL 35487, USA
- ⁵⁵ Dept. of Astronomy and Astrophysics, Pennsylvania State University, University Park, PA 16802, USA
- ⁵⁶ Dept. of Physics, Pennsylvania State University, University Park, PA 16802, USA
- ⁵⁷ Dept. of Physics and Astronomy, Uppsala University, Box 516, S-75120 Uppsala, Sweden
- ⁵⁸ Dept. of Physics, University of Wuppertal, D-42119 Wuppertal, Germany
- ⁵⁹ DESY, D-15738 Zeuthen, Germany
- ⁶⁰ Università di Padova, I-35131 Padova, Italy
- ⁶¹ National Research Nuclear University, Moscow Engineering Physics Institute (MEPhI), Moscow 115409, Russia
- ⁶² Earthquake Research Institute, University of Tokyo, Bunkyo, Tokyo 113-0032, Japan

Acknowledgements

USA – U.S. National Science Foundation-Office of Polar Programs, U.S. National Science Foundation-Physics Division, U.S. National Science Foundation-EPSCoR, Wisconsin Alumni Research Foundation, Center for High Throughput Computing (CHTC) at the University of Wisconsin–Madison, Open Science Grid (OSG), Extreme Science and Engineering Discovery Environment (XSEDE), Frontera computing project at the Texas Advanced Computing Center, U.S. Department of Energy-National Energy Research Scientific Computing Center, Particle astrophysics research computing center at the University of Maryland, Institute for Cyber-Enabled Research at Michigan State University, and Astroparticle physics computational facility at Marquette University; Belgium – Funds for Scientific Research (FRS-FNRS and FWO), FWO Odysseus and Big Science programmes, and Belgian Federal Science Policy Office (Belspo); Germany – Bundesministerium für Bildung und Forschung (BMBF), Deutsche Forschungsgemeinschaft (DFG), Helmholtz Alliance for Astroparticle Physics (HAP), Initiative and Networking Fund of the Helmholtz Association, Deutsches Elektronen Synchrotron (DESY), and High Performance Computing cluster of the RWTH Aachen; Sweden – Swedish Research Council, Swedish Polar Research Secretariat, Swedish National Infrastructure for Computing (SNIC), and Knut and Alice Wallenberg Foundation; Australia – Australian

Research Council; Canada – Natural Sciences and Engineering Research Council of Canada, Calcul Québec, Compute Ontario, Canada Foundation for Innovation, WestGrid, and Compute Canada; Denmark – Villum Fonden and Carlsberg Foundation; New Zealand – Marsden Fund; Japan – Japan Society for Promotion of Science (JSPS) and Institute for Global Prominent Research (IGPR) of Chiba University; Korea – National Research Foundation of Korea (NRF); Switzerland – Swiss National Science Foundation (SNSF); United Kingdom – Department of Physics, University of Oxford.