

# Chimera: Efficiently Training Large-Scale Neural Networks with Bidirectional Pipelines

Shigang Li

shigang.li@inf.ethz.ch

Department of Computer Science, ETH Zurich  
Switzerland

Torsten Hoefler

htor@inf.ethz.ch

Department of Computer Science, ETH Zurich  
Switzerland

## ABSTRACT

Training large deep learning models at scale is very challenging. This paper proposes *Chimera*, a novel pipeline parallelism scheme which combines bidirectional pipelines for efficiently training large-scale models. Chimera is a synchronous approach and therefore no loss of accuracy, which is more convergence-friendly than asynchronous approaches. Compared with the latest synchronous pipeline approach, Chimera reduces the number of bubbles by up to 50%; benefiting from the sophisticated scheduling of bidirectional pipelines, Chimera has a more balanced activation memory consumption. Evaluations are conducted on Transformer based language models. For a GPT-2 model with 1.3 billion parameters running on 2,048 GPU nodes of the Piz Daint supercomputer, Chimera improves the training throughput by 1.16x-2.34x over the state-of-the-art synchronous and asynchronous pipeline approaches.

## CCS CONCEPTS

• **Theory of computation** → **Parallel algorithms**; • **Computing methodologies** → **Neural networks**.

## KEYWORDS

distributed deep learning, pipeline parallelism, data parallelism, operator parallelism, model parallelism

## 1 INTRODUCTION

Deep learning is continuing to deliver groundbreaking results on the path towards human-level intelligence. This path is characterized by growing model size, in just six years, the compute requirements for model training grew by 300,000 times [3]. Transformers [54] are a typical representative in this trend. As the model size grows, Transformer based models have proven their success in the field of natural language processing [13, 43, 43, 54]. Recent work [8–10, 14] shows that Transformers also achieve promising results in computer vision tasks, i.e., on par or better than other types of models such as convolutional [31] and recurrent [21] networks. These growing models must be trained on distributed accelerator supercomputers. Even today’s models are too big to be stored on a single accelerator—for example, GPT-3’s 175 billion parameters [7] require 350 GiB main memory if stored with 16 bits precision. Switch transformers [17] have in their largest configuration 1.6 trillion parameters, a 6.4 TiB storage requirements. Furthermore, the necessary memory for activations, gradients, and optimizer state during training at least triples these memory requirements.

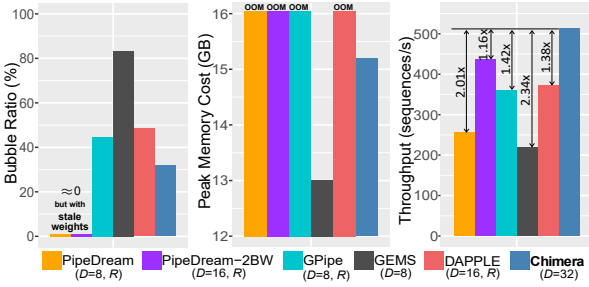
Thus, full model replicas at each accelerator, as used in simple data parallelization schemes, are not sufficient. Large models must instead be distributed among many, often hundreds of accelerators to just fit into main memory. Deep neural networks consist of a layered architecture and can thus be distributed in two ways: (1) the operators of a layer can be split across multiple accelerators in a method called *operator parallelism* or (2) the model could be distributed layer by layer in a method called *pipeline parallelism* [5]. Operators of a typical fully-connected layer have computational characteristics similar to matrix multiplication, and splitting such a layer requires a communication volume of  $O(n^2/\sqrt{P})$  [27, 32] for an  $n \times n$  matrix. By exploiting the inherent structure of Transformer based language models [51], operator parallelism requires two *allreduce* [35, 53] operations on the output activations for each basic Transformer layer. Using a layer-wise model partition, pipeline parallelism on the other hand only requires point-to-point communication to transfer the output activations between pipeline stages, with each stage containing a group of consecutive layers. Therefore, pipeline parallelism commonly has a lower communication cost than operator parallelism. However, pipeline parallelism suffers from bubbles or weight staleness (see Section 2), which are the problems this work aims to solve. Overall, operator parallelism and pipeline parallelism are orthogonal and complementary to each other for distributing large deep learning models.

Yet, pipeline parallelism is not trivial: The backpropagation algorithm needs to “remember” the output activations computed during the forward pass as inputs to the backward pass (cf. Figure 2). This creates wildly different memory requirements for each accelerator in the pipeline, even though each accelerator has an identical compute load. Specifically, for some recently proposed pipeline approaches such as DAPPLE [16], PipeDream [38], and PipeDream-2BW [39], the first accelerator of a pipeline of depth  $D$  has to store  $D$  such activations while the last accelerator requires memory for one. This does not only lead to lower memory utilization in the later pipeline stages (and only 50% overall), it also leads to reduced performance because the micro-batch size has to be chosen to fit the first accelerator in the pipeline. This imbalance can be alleviated by restricting the number of micro-batches that are simultaneously allowed in the pipeline. However, this introduces bubbles and limits the overall system utilization.

Both micro-batch size and pipeline utilization are most important for the computational efficiency: larger micro-batches improve performance due to better re-use in the matrix-multiply-like operations and less pipeline bubbles (stalls) utilize the existing accelerators better. The computational efficiency relates directly to the cost and time for of training a model. We propose a new pipelining scheme,

called *Chimera*, that runs **fully-packed bidirectional pipelines** through the same set of accelerators. Chimera enables

- to keep the overall training synchronous without relying on stale weights,
- a higher pipeline utilization (less bubbles) than existing approaches and thus higher performance,
- the same peak activation memory consumption as the state-of-the-art methods, with an extra benefit of more balanced memory consumption, and
- easy configurability to various pipelined deep neural networks as well as system architectures guided by an accurate performance model.



**Figure 1: GPT-2 on 2,048 GPU nodes for mini-batch size=2,048. We show the bubble ratio (pipeline overhead), memory cost (OOM requires activation recomputation, denoted by R), and the best throughput (D is the corresponding number of pipeline stages) for each approach. Details will be discussed in Sections 2 and 4.2.**

For example, GPT-3 required 314 Zettaflop (mixed fp16/fp32) to train [7], which would take a single A100 GPU more than 100 years. The estimated cost to train GPT-3 varies between \$4.6m-\$12m. We show that Chimera enables end-to-end performance improvements between 1.38x-2.34x per iteration for the synchronous training regime for a comparable GPT-2 model on 2,048 GPU nodes of the Piz Daint supercomputer, as shown in Figure 1. This enables savings of more than \$1.2m to \$5m when training very large models on practical systems.

## 2 BACKGROUND AND RELATED WORK

Mini-batch stochastic gradient descent (SGD) [6] is the mainstream method to train deep neural networks. Let  $b$  be the mini-batch size,  $w_t$  the neural network weights at step  $t$ ,  $(x_i, y_i)$  a sample in the mini-batch, and  $\ell$  a loss function. During training, it computes the loss in the forward pass for each sample as  $\ell(w_t, x_i, y_i)$ , and then a stochastic gradient in the backward pass as

$$g_t = \frac{1}{b} \sum_{i=0}^b \nabla \ell(w_t, x_i, y_i).$$

The model is trained in iterations such that  $w_{t+1} = w_t - \eta_t g_t$ . In more general terms, first-order stochastic gradient update rules can take different forms (e.g., by adding a momentum term), which is represented as  $w_{t+1} = w_t + U(g_t, w_{(0,...,t)}, t)$ .

To scale up the training process to parallel machines, *data parallelism* [20, 33, 49, 60] is the common method, in which the mini-batch is partitioned among  $P$  workers and each worker maintains a copy of the entire model. Gradient synchronization across the workers is often implemented using an *allreduce*. However, recent deep learning models [7, 13, 43, 45] scale rapidly from millions to billions of parameters. Pure data parallelism may not work for these large models since it either suffers from low efficiency caused by synchronizing gradients of the entire model across the workers or the model is simply too large to fit in a device.

*Operator parallelism* is a solution to train large models by partitioning the operators of a layer among multiple workers, but it may suffer from high communication volume as discussed in Section 1. Hybrid approaches [29, 30], which combine operator parallelism with data parallelism, suffer from the similar problem to the pure operator parallelism.

To reduce the communication volume of operator parallelism, *pipeline parallelism* is intensively studied [16, 19, 26, 28, 38, 39, 55, 57]. The key idea is to partition the model in a layer-wise way and treat each worker (and the layers on it) as a pipeline stage. The mini-batch is partitioned into multiple micro-batches, that are pipelined across the stages to increase the resources utilization. Recent work [16, 28, 39] also shows improved performance when combining pipeline parallelism with data parallelism. However, to efficiently pipeline deep neural network training is challenging because of (1) a training step contains one forward pass followed by one backward pass, (2) the gradient computation in the backward pass rely on the intermediate results of the forward pass, and (3) to achieve good convergence accuracy the mini-batch size is usually not very large.

Table 1 summarizes the symbols frequently used in this paper. Next, we analyze the pros and cons of the state-of-the-art pipeline approaches when handling the challenges above from the aspects listed in Table 2, and then show how our approach achieves the best balance among all aspects. To better understand the analysis in Table 2, Figure 2 presents an example for each approach.

**Table 1: The list of symbols frequently used in the paper.**

$D$	The number of pipeline stages ( <i>depth</i> )
$W$	The number of replicated pipelines ( <i>width</i> ) for data parallelism <sup>1</sup>
$P$	The number of workers ( $= W * D$ )
$B$	Micro-batch size
$N$	The number of micro-batches executed by each worker within a training iteration
$\hat{B}$	Mini-batch size ( $= B * N * W$ )
$M_\theta$	Memory consumption for the weights of one stage
$M_a$	Memory consumption for the activations of one stage

<sup>1</sup> This paper considers the cases where all pipeline stages have balanced workload, and therefore are equally replicated to combine with data parallelism.

**Bubbles in the pipeline.** For better convergence quality, synchronous approaches synchronize the gradients and flush the pipeline

Table 2: Comparison between different pipeline schemes.

Pipeline Schemes	Bubble Ratio	Weights Memory	Activations Memory	Convergence Friendly
PipeDream [38]	$\approx 0$ 🍀	$[M_\theta, D * M_\theta]^1$ 🍀	$[M_a, D * M_a]^1$ 🍀	Asynchronous 🍀
PipeDream-2BW [39]	$\approx 0$ 🍀	$2M_\theta$ 🍀	$[M_a, D * M_a]^1$ 🍀	
GPipe [26]	$(D-1)/(N+D-1)$ 🍀	$M_\theta$ 🍀	$N * M_a$ 🍀	Synchronous 🍀
GEMS [28]	$\approx (D-1)/(D + \frac{1}{2})$ 🍀	$2M_\theta$ 🍀	$M_a$ 🍀	
DAPPLE [16]	$(D-1)/(N+D-1)$ 🍀	$M_\theta$ 🍀	$[M_a, D * M_a]^1$ 🍀	
<b>Chimera (this work)</b>	$(D-2)/(2N+D-2)$ 🍀	$2M_\theta$ 🍀	$[(D/2+1)M_a, D * M_a]^1$ 🍀+	

<sup>1</sup> Intervals for the values across the workers.

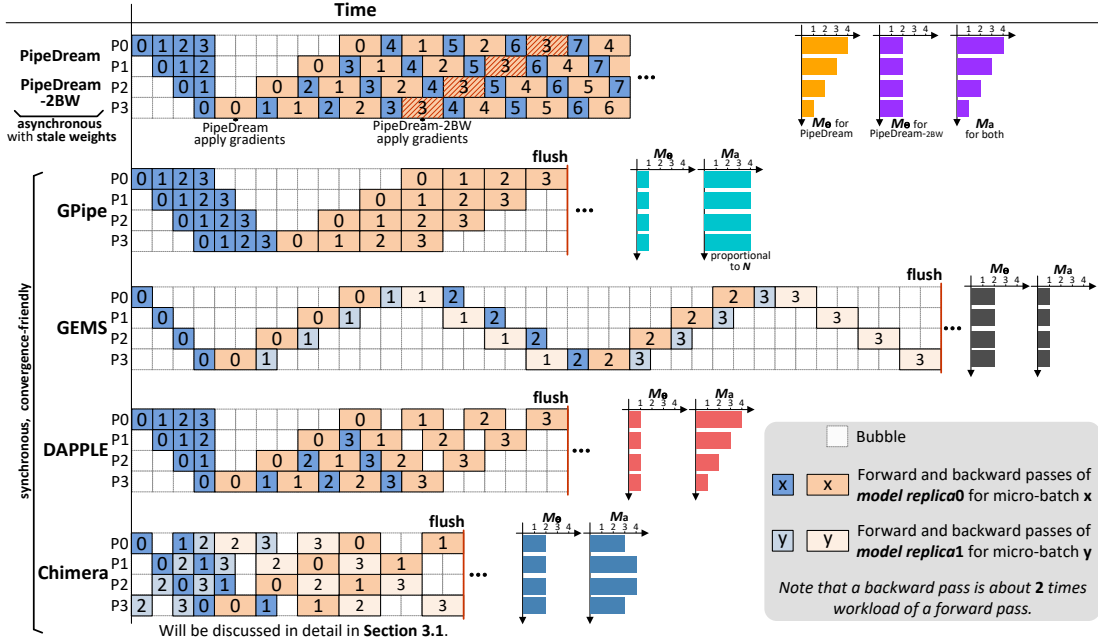


Figure 2: Pipeline parallelism schemes, with four pipeline stages ( $D=4$ ) and four micro-batches ( $N=4$ ) within a training iteration, except that PipeDream updates the model after each backward pass on a micro-batch.

at the end of each training iteration, as shown in Figure 2. Therefore, synchronous approaches lead to pipeline bubbles. To utilize the pipeline, GPipe [26] injects  $N$  micro-batches into the pipeline concurrently; DAPPLE [16] uses the One-Forward-One-Backward (1F1B [38, 39]) schedule with periodic flushes. Both GPipe and DAPPLE incur  $2(D-1)$  bubbles (i.e.,  $D-1$  bubbles in the forward passes and  $D-1$  bubbles in the backward passes). In contrast, Chimera (this work) incurs  $D-2$  bubbles (i.e.,  $D/2-1$  bubbles in the forward passes and  $D/2-1$  bubbles in the backward passes), which is about 50% reduction compared with DAPPLE and GPipe. We define the *bubble ratio* as the bubble overhead divided by the overall runtime of the pipeline. In practice, the workload of a backward pass is about two times of a forward pass, which leads to  $D/2-1$  bubbles in the middle of the pipeline for Chimera (bubble ratio =  $(D-2)/(3N/2+D-2)$ ), as shown in Figure 2. We will discuss how to remove the middle bubbles in Section 3.5 (bubble ratio =  $(D-2)/(2N+D-2)$ ).

Table 2 presents the bubble ratio for all approaches with the consideration of typical workloads of forward and backward passes. Although the bubble ratio of GPipe and DAPPLE decreases as  $N$  (the number of micro-batches executed by each worker within a training iteration) increases, a large enough  $N$  ( $N \geq 4D$  as suggested in [26]) usually cannot be obtained without hurting the efficiency for the following three reasons: (1) There is usually an empirical maximum  $\hat{B}$  (mini-batch size) for a model, exceeding which would compromise model convergence [5, 12, 58–60]. (2) An increase of  $N$  implies an decrease of  $B$  (micro-batch size) for a given  $\hat{B}$ . However, modern accelerators require a large enough  $B$  to achieve high computational efficiency. (3) Scaling to large-scale machines by combining with data parallelism (which has proven to be an effective way [16, 39]) would decrease  $N$  for a given  $\hat{B}$ .

GEMS [28] is a memory-efficient pipeline approach which schedules micro-batches among two model replicas. Since GEMS is mainly designed for small  $\hat{B}$  and has at most two active micro-batches at



worker within a training iteration, namely  $N=D$ , which is the minimum to keep all the stages active. How to scale to more than  $D$  micro-batches (i.e., for  $N>D$ ) will be discussed in Section 3.5. In the *down* pipeline,  $stage0 \sim stage3$  are mapped to  $P0 \sim P3$  linearly, while in the *up* pipeline the stages are mapped in a completely opposite order. The  $N$  (assuming an even number) micro-batches are equally partitioned among the two pipelines. Each pipeline schedules  $N/2$  micro-batches using 1F1B [38] strategy, as shown in the left part of Figure 3. Then, by merging these two pipelines together, we obtain the pipeline schedule of Chimera (upper right of Figure 3). Given an even number of stages  $D$  (which can be easily satisfied in practice), it is guaranteed that there is no conflict (i.e., there is at most one micro-batch occupies the same time slot on each worker) during merging. We can see that the number of bubbles is reduced to  $D/2-1$  in the forward and backward passes, respectively. By considering the uneven workloads between forward and backward passes, we get a more practical schedule of Chimera (bottom right of Figure 3).

For the models which have to use a small  $\hat{B}$  to guarantee convergence, there maybe less than  $D$  micro-batches in a training iteration (i.e.,  $N<D$ ). Chimera also supports the cases of  $N<D$  by simply partitioning the  $N$  micro-batches among the two pipelines as evenly as possible, with an extreme case that  $N=1$  where only one micro-batch runs on a single pipeline.

Note that Chimera can be generalized to combine more than two pipelines (will be discussed in Section 3.6), which further reduces the bubbles and balances the activations memory consumption, but at a cost of higher communication overhead and weights memory consumption.

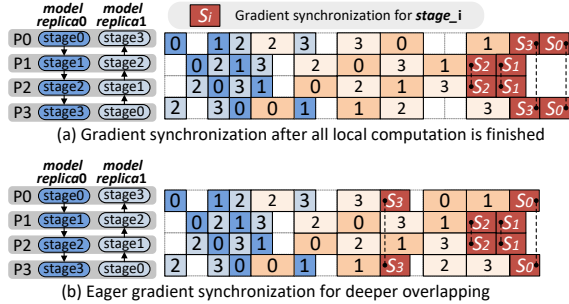
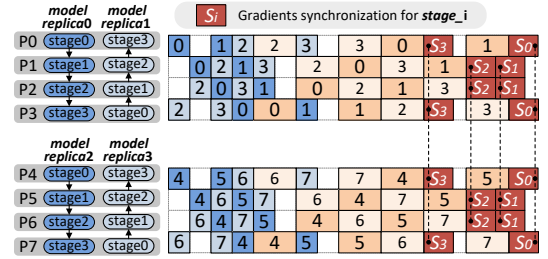


Figure 4: Hide the gradient synchronization overhead by overlapping.

### 3.2 Communication Scheme

Chimera uses *p2p* (point-to-point) communication to transfer the intermediate activations and gradients (with respect to the inputs) between pipeline stages in the forward pass and the backward pass, respectively. Since Chimera combines bidirectional pipelines together, collective communication (i.e., *allreduce*) is used to synchronize the weight gradients across stage replicas before the next training iteration. Figure 4(a) presents a simple way for gradient synchronization, namely synchronizing the gradients for each stage maintained by the workers after all the local computation of the current iteration is finished. Note that the gradient synchronization for the middle stages is partially overlapped by the computation on the beginning and the end stages.

For a deeper communication overlap, we launch *allreduce* eagerly by utilizing the bubbles in the pipeline. Taking P0 and P3 in Figure 4(b) as an example, after these two workers finish the backward passes on *micro-batch 3* and *micro-batch 1*, respectively, the calculation for the weight gradients of *stage3* has been finished; therefore, P0 and P3 can launch an asynchronous *allreduce* using nonblocking collectives [23, 25] to synchronize the gradients of *stage3* as soon as they are finished, and a *wait* operation is called after all the local computation to make sure the *allreduce* is finished. In this way, the gradient synchronization for *stage3* is overlapped by the bubbles and the following computation. However, unlike P0 and P3, we choose not to conduct eager gradient synchronization for *stage2* (a middle stage) on P1 and P2, since there is no bubble from the completion of *stage2*'s gradients to the end of local computation. Although the asynchronous communication may proceed while the computation happens, it may cause additional overheads (initialization, threading etc. [24]), which could extend the critical path of the pipeline and jeopardize the overall performance. Performance modelling of the communication scheme will be presented in Section 3.4.



synchronized does not change, but the number of processes participating in the gradient synchronization increases by  $W$  times. Also, we use the same communication scheme as discussed in Section 3.2 to overlap the gradient synchronization overhead in hybrid parallelism. In the next section we will discuss how to find the best configuration of  $W$  and  $D$  based on performance modelling.

### 3.4 Configuration Selection Based on Performance Modelling

Given the mini-batch size  $\hat{B}$  and the number of workers  $P$ , the configuration of  $B$ ,  $W$ , and  $D$  largely affects the training throughput.

Larger micro-batch size ( $B$ ) usually improves the computational efficiency of the accelerators. Since Chimera greatly alleviates the bubble problem, it greedily chooses to use the maximum micro-batch size fitting in the device memory. Compared with the existing synchronous pipeline approaches which have to consider the trade-off between bubble and computational efficiency, the greedy strategy of Chimera significantly reduces the tuning space.

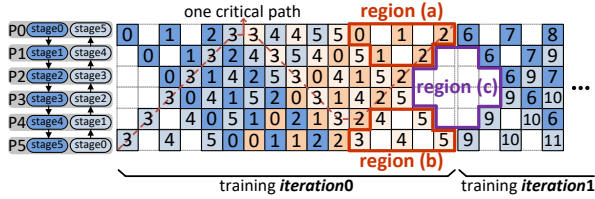


Figure 6: The free regions to overlap gradient synchronization in Chimera, where  $N = D = 6$ .

To select the best configuration of  $W$  and  $D$ , we build a performance model to predict the runtime of a single training iteration (represented by  $T$ ) for each available configuration. For the computation overhead, we measure the runtime of the forward pass on a single pipeline stage (represented by  $F_t$ ) using micro benchmarks. The runtime of backward pass (represented by  $B_t$ ) is modelled as two times of the forward pass if no activation recomputation is used, and three times otherwise. We define the *critical path* as a series of pipeline stages with dependency that determine the overall computation overhead of a single training iteration. An example of critical path is shown in Figure 6. Let  $C_f$  and  $C_b$  denote the number of forward passes and backward passes on the critical path of the pipeline, respectively. For the example shown in Figure 6,  $C_f=6$  and  $C_b=10$ . The total computation overhead is  $F_t C_f + B_t C_b$ .

To model the communication overhead, we assume bidirectional and direct point-to-point communication between the compute nodes, and use the classic Latency-Bandwidth ( $\alpha - \beta$ ) cost model. The cost of sending a message of size  $L$  is  $\alpha + \beta L$ , where both  $\alpha$  (latency) and  $\beta$  (the transfer time per word) can be measured using micro benchmarks. As discussed in Section 3.2, Chimera has two types of communication:  $p2p$  communication ( $Comm_{p2p}$ ) between stages and  $allreduce$  ( $Comm_{allreduce}$ ) for gradient synchronization.  $Comm_{p2p}$  can be simply modelled by the  $\alpha - \beta$  cost model. The total  $p2p$  communication cost is  $(C_f + C_b) Comm_{p2p}$ . Note that  $Comm_{p2p}$  can be partially overlapped by the intermediate bubbles if there are any, but to simplify the model we do not consider that effect.

For  $Comm_{allreduce}$ , we assume its implementation makes use of Rabenseifner’s algorithm [42, 53], whose cost is

$$Comm_{allreduce} = 2(\log_2 r)\alpha + 2(r - 1)\beta L/r$$

where  $L$  is the size of gradients to be synchronized and  $r$  is the number of stage replicas. Note that Rabenseifner’s algorithm reaches the lower bound on the bandwidth term for host-based  $allreduce$ , and therefore works best for large models. We model the effect of communication overlapping (discussed in Section 3.2) for  $Comm_{allreduce}$ . Figure 6 shows an example of the free regions (i.e., exceeding which will increase the total runtime) utilized in Chimera to overlap the gradient synchronization. Note that there are two stage replicas on each worker. *Regions* (a) and (b) can be utilized to overlap the gradient synchronization for the first stage replica (the one with a larger stage ID), and *region* (c) can be utilized to overlap the gradient synchronization for both stage replicas. Let  $Comm_{unoverlapped}(i)$  represent the portion of  $Comm_{allreduce}$  which can not be overlapped by the free regions on worker  $i$ , and then the max of  $Comm_{unoverlapped}(i)$  among the  $D$  workers contributes to the total runtime.

Overall, the runtime of a single training iteration is modelled as

$$T = (F_t + Comm_{p2p})C_f + (B_t + Comm_{p2p})C_b + \max\{Comm_{unoverlapped}(i) : i \in [0, D - 1]\}. \quad (1)$$

We use this model to select the best configuration of  $W$  and  $D$  (see Section 4.2.2).

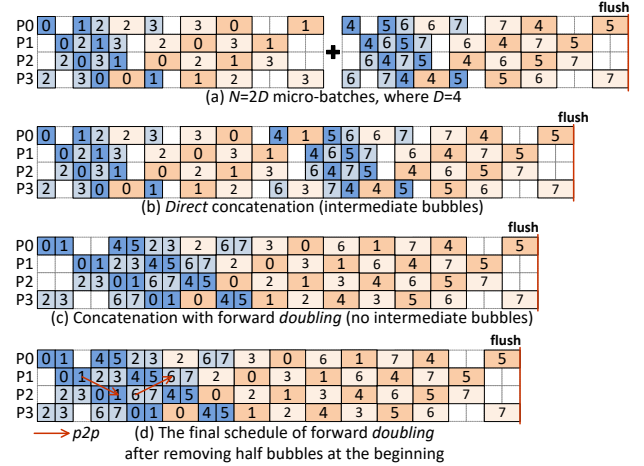


Figure 7: Scale to more than  $D$  micro-batches within a training iteration (i.e.,  $N > D$ ) for Chimera.

### 3.5 Scale to More Micro-Batches

For a large  $\hat{B}$ , there may be more than  $D$  micro-batches in a training iteration for each worker (i.e.,  $N > D$ ), especially when the compute resources are limited. To scale to a large  $\hat{B}$ , we first choose the maximum  $B$  with  $D$  micro-batches to saturate the device memory, and schedule these  $D$  micro-batches using bidirectional pipelines as discussed previously. Then, we use the schedule of  $D$  micro-batches as a basic scheduling unit, and scale to a large  $\hat{B}$  by concatenating  $K$  ( $K=N/D$  and  $N=\hat{B}/W/B$ ) basic units together. Figure 7(a) presents an example with  $N=2D$  micro-batches in a training iteration for

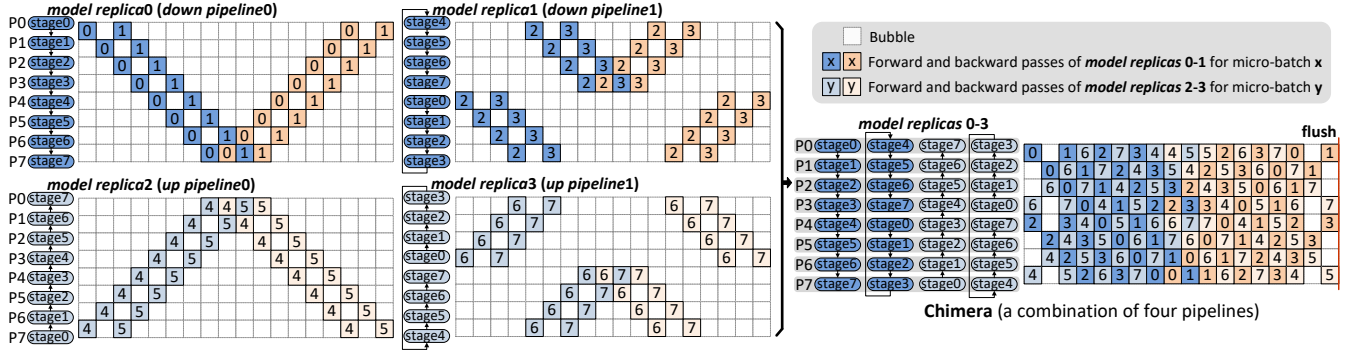


Figure 8: Chimera with a combination of four 8-stage pipelines.

each worker, which has two basic scheduling units (i.e.,  $K=2$ ). We propose three methods to concatenate multiple basic units. (1) *Direct* concatenation, as shown in Figure 7(b). The bubbles at the end of the first basic unit can be occupied by the forward passes at the beginning of the second basic unit. If the backward pass has the same workload as the forward pass, basic units can be concatenated seamlessly. However, backward pass has about two times workload of the forward pass, which results in intermediate bubbles.

To remove the intermediate bubbles of *direct* concatenation, we propose (2) forward *doubling* (shown in Figure 7(d)) and (3) backward *halving*, in which the key idea is to equalize the workloads of forward and backward passes. In forward *doubling*, we increase the number of micro-batches for each forward pass to two, and then concatenate the two consecutive chunks of backward passes, each of which has only one micro-batch, as shown in Figure 7(c). Then, we fine-tune the schedule to remove 50% bubbles at the beginning of the pipeline, as shown in Figure 7(d). Forward *doubling* removes the intermediate bubbles, but it leads to two times activation memory consumption and therefore may exceed the device memory capacity. We resort to *activation recomputation* to reduce memory overhead. Note that recomputation increases the workload of the backward pass, but the  $p2p$  communication overhead in the forward passes is also doubled because of the outputs for two micro-batches; therefore, we still treat the forward pass (with two micro-batches) and the backward pass (with one micro-batch and recompute) have approximately equal workload. Forward *doubling* prefers large models in which even  $B=1$  exceeds the device memory capacity, since in such case activation recomputation must be used. For smaller models which has a larger  $B$ , we propose to use backward *halving*, which uses the same schedule as forward *doubling*, except that rather than executing two micro-batches in the forward pass but to halve the micro-batch size of the backward pass. Backward *halving* does not increase the activation memory (thus no activation recomputation), but it may lower the computational efficiency because of using a sub-max  $B$ . To select the best of the three methods is not a priori, which we rely on empirical results. Note that both forward *doubling* and backward *halving* have total  $D-2$  bubbles ( $D/2-1$  in the forward passes and  $D/2-1$  in the backward passes), as shown in Figure 7(d), which is about a 50% reduction compared with DAPPLE and GPipe. For  $K>2$ , we use the schedule of  $2D$  micro-batches as a basic scheduling unit (as shown in Figure 7(c)) for forward *doubling*

and backward *halving*, and concatenate  $\lfloor k/2 \rfloor$  basic units and the residual  $D$  micro-batches if  $K$  is odd.

One more benefit for both forward *doubling* and backward *halving* is that they have more space to overlap  $p2p$  communication (in the forward passes) than the classic 1F1B schedule [38, 39]. In Figure 7(d), taking the forward pass on *micro-batch* 1 as an example, the  $p2p$  communication from P1 to P2 can be overlapped by the intermediate forward pass computation, while for 1F1B there may be not enough computation to overlap  $p2p$  communication.

### 3.6 Generalize to More than Two Pipelines

So far we have only discussed the case that two pipelines (one *down* and one *up*) are combined together in Chimera. Yet, Chimera can be generalized to combine more than two pipelines for an even number of pipeline stages (i.e.,  $D$  is even). For  $Q=D/2$ , let  $F$  denote the set of all the divisors of  $Q$ , including 1 and  $Q$  itself. For any  $f \in F$ , we can generate a scheme for Chimera, which combines  $f$  *down* pipelines and  $f$  *up* pipelines together and each pipeline has  $D/2f$  micro-batches scheduled by the 1F1B strategy. Figure 8 gives an example in which Chimera combines four pipelines with eight stages (i.e.,  $D=8$  and  $f=2$ ). For the *down pipeline*  $i$  ( $i \in [0, f-1]$ ), the  $D$  stages are mapped to the  $D$  workers in turn with the first stage (i.e., *stage0*) being mapped to the worker  $i * (D/f)$ . For example, for the *down pipeline*1 in Figure 8, stages  $[0, 1, 2, 3, 4, 5, 6, 7]$  are mapped to workers  $[4, 5, 6, 7, 0, 1, 2, 3]$ , respectively. For the  $f$  *up* pipelines, the  $D$  stages are mapped to the  $D$  workers in a completely reverse order of the corresponding *down pipeline*. It can be easily demonstrated that the schedules of the  $2f$  pipelines can be overlaid without conflict.

Table 3: Chimera with  $2f$  pipelines.

Model Replicas	$2f$
Bubble Ratio	$(D - 2f)/(2fN + D - 2f)$
Weights Memory	$2f * M_\theta$
Activations Memory	$[(D - D/2f + 1)M_a, D * M_a]$

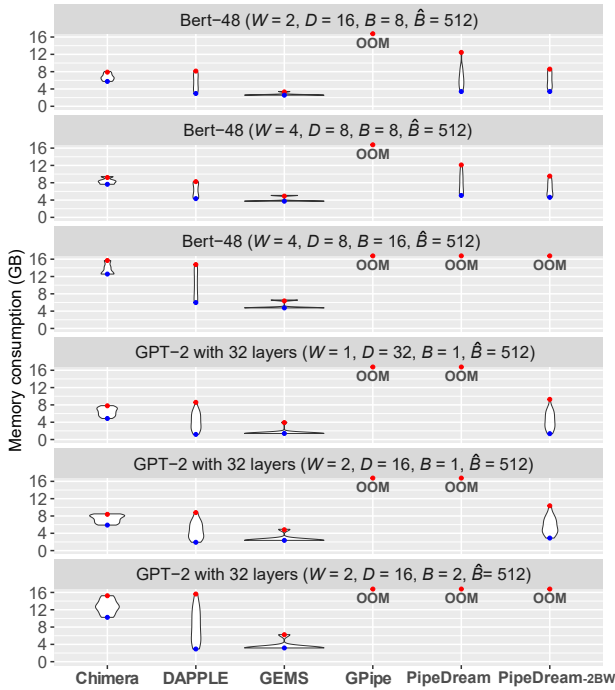
For any  $f \in F$ , Chimera can scale to more micro-batches (i.e.,  $N>D$ ) using the methods discussed in Section 3.5. For a given  $f$ , Chimera incurs  $2(D/f-1)$  bubbles, but has to maintain  $2f$  model replicas and synchronize the gradients of  $2f$  stages on each worker.

The larger the value of  $f$ , the less bubbles (and the more balanced activations memory consumption), but also the higher gradient synchronization overhead and weights memory consumption. When  $f=Q$ , Chimera degrades to pure data parallelism. Empirical results in Section 4.4 show that  $f>1$  rarely brings more performance benefit on the models used for evaluation. Thus,  $f=1$  (i.e., a combination of two pipelines) is the default setting for Chimera in this paper, unless otherwise stated. We expect that  $f>1$ , whose features are summarized in Table 3, would further improve the performance for future deep models with deeper pipeline.

## 4 EXPERIMENTAL EVALUATION

We conduct our experiments mainly on the CSCS Piz Daint supercomputer. Each Cray XC50 compute node contains an Intel Xeon E5-2690 CPU, and one NVIDIA P100 GPU with 16 GB global memory. The compute nodes of Piz Daint are connected by Cray Aries interconnect network in a Dragonfly topology.

We also evaluate the performance on a small cluster equipped with 32 NVIDIA V100 GPUs. The cluster has four GPU servers connected by Infiniband, and each server has eight V100 GPUs with NVLink. Each V100 GPU has 32 GB global memory.



**Figure 9: Memory consumption distribution among 32 GPU nodes of Piz Daint. The red and blue circles indicate the maximum and minimum memory consumption, respectively.**

We evaluate the performance of the schemes listed in Table 2, which covers the state-of-the-art. For a fair comparison, all schemes are implemented in PyTorch [41] with GLOO [15] distributed backend for both the point-to-point ( $p2p$ ) communication between pipeline stages and gradient synchronization ( $allreduce$ ) across the stage replicas, and GPU devices are utilized for acceleration. Although NCCL [40] backend of PyTorch performs better for  $allreduce$

**Table 4: Neural networks used for evaluation.**

Networks	Layers	Parameters	Mini-batch size
Bert-48	48	669,790,012	$\geq 256$
GPT-2	64	1,389,327,360	$\geq 512$

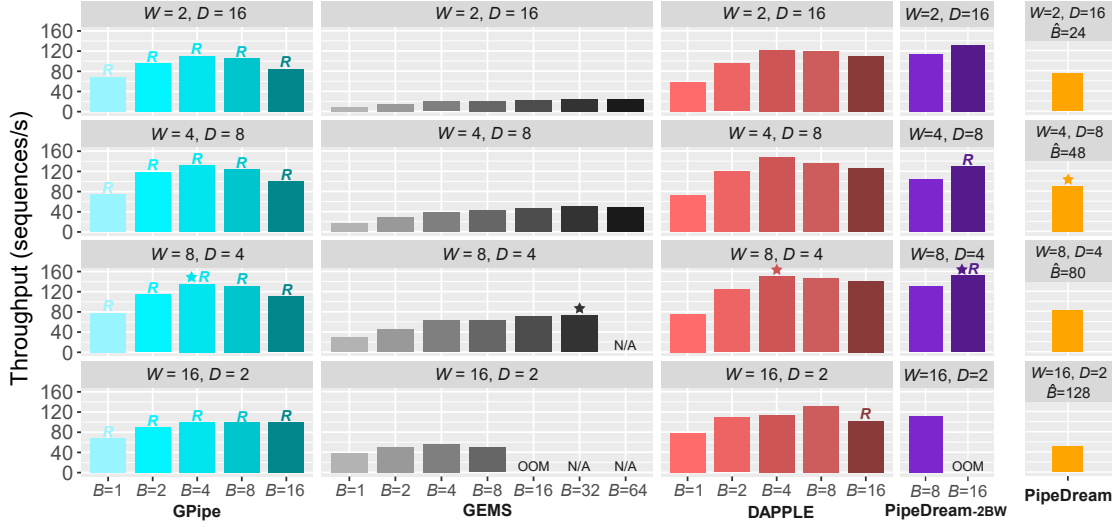
across GPU nodes (with GPUDirect RDMA), it does not support  $p2p$  communication. Using NCCL for gradient synchronization and GLOO for  $p2p$  at the same time fails, which is also observed in PipeDream [38]. We use the language models summarized in Table 4 for evaluation, and the max sequence length of Bert-48 and GPT-2 are set to 128 and 632 respectively, unless otherwise stated. The mini-batch size and sequence length we use are consistent with those in the machine learning community [13, 43, 56, 59]. Since Chimera is a synchronous approach without compromising convergence accuracy, we focus on the training throughput comparison.

### 4.1 Memory Consumption

Figure 9 presents the memory consumption (including both activations and weights) distribution among 32 GPU nodes of Piz Daint for Bert-48 and GPT-2 in different configurations. Since GPipe injects all the micro-batches at once, the high activation memory cost of it leads to *OOM* (Out of Memory) in all the configurations. PipeDream has the second highest memory consumption because up to  $D$  versions of weights have to be stashed. PipeDream-2BW reduces the stashed weights versions to 2. However, for language models, the first stage usually has more weights than other stages since it includes an extra embedding layer. Also, the pipeline schedule of PipeDream-2BW and DAPPLE determines that the activation memory consumption on the first worker is the highest. This double imbalance causes that the first worker commonly has the peak memory consumption for both PipeDream-2BW and DAPPLE. Since PipeDream-2BW stashes two versions of weights, it incurs *OOM* as pipeline stages get coarser. In contrast, the schedule of bidirectional pipelines in Chimera determines that it has a more balanced memory consumption as shown in Figure 9, which is consistent with the analysis in Table 2. With the lowest activations memory cost occurring on the first (also the last) worker (see Figure 2), the excessive weights of the first stage can be amortized in Chimera. Thus, although Chimera maintains two model replicas, it still has a little lower peak memory consumption than DAPPLE (the state-of-the-art synchronous approach which maintains one copy of the model) for four out of six configurations in Figure 9. Although GEMS achieves the lowest (and also balanced) memory consumption among all approaches, this is at the cost of loss of parallelism. Overall, Chimera is on par with the state-of-the-art for the peak memory consumption, with a more balanced usage among the workers. These results are consistent with our analysis in Table 2.

### 4.2 Parallel Scalability

We first find the best configuration for each approach, and compare their best performance in the test of weak scaling.



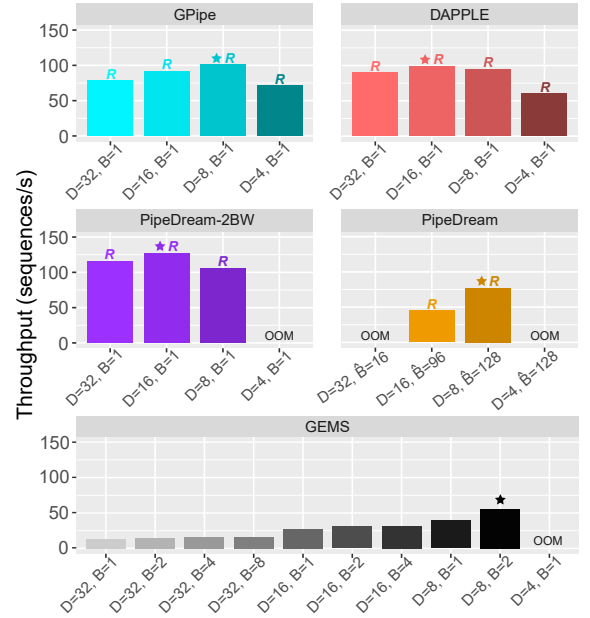
**Figure 10: Performance tuning for the baselines for Bert-48 on 32 GPU nodes of Piz Daint.  $\hat{B}=512$ , except for PipeDream uses the maximum  $\hat{B}$  fitting in the memory.  $R$  denotes activation recomputation to avoid OOM. Star marks the best performance.**

**4.2.1 Performance Optimization Space for the Baselines.** Given the mini-batch size  $\hat{B}$  and the number of workers  $P$ , the best configuration of  $B$  (micro-batch size),  $D$  (pipeline stages), and  $W$  (the number of replicated pipelines) is not obvious a priori because of the trade-offs (i.e., computational efficiency and bubbles, *allreduce* and *p2p* communication overhead). We search the space of the parameters ( $W$ ,  $D$ , and  $B$  (for power-of-two)) to find the best performance for each baseline. The results for Bert-48 on 32 GPU nodes are presented in Figure 10.

For synchronous baselines (such as GPipe and DAPPLE), the value of  $B$  affects both computational efficiency and the bubble ratio. The planner of DAPPLE [16] gives an answer for how to select the configuration of  $W$  and  $D$  based on the profiling information, but it is not clear for how to select the best  $B$ . From Figure 10 we can see the highest throughput of both DAPPLE and GPipe (with *activation recomputation*) is achieved by ( $W=8$ ,  $D=4$ ,  $B=4$ ), under which they hit the sweet spot for the trade-off between *p2p* communication overhead and *allreduce* communication overhead by ( $W=8$ ,  $D=4$ ), and the sweet spot for the trade-off between bubble ratio and computational efficiency by  $B=4$  (and  $N=16$ ). GEMS prefers a large  $B$  for high computational efficiency since a smaller  $B$  does not help a lot to reduce the bubble ratio, and therefore its best performance is achieved by ( $W=8$ ,  $D=4$ ,  $B=32$ ).

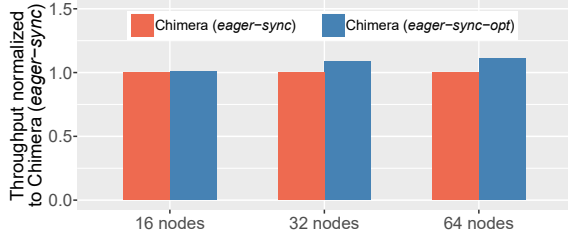
Asynchronous baselines (PipeDream-2BW and PipeDream) always prefer the maximum  $B$  fitting in the device memory, since there is no bubble problem for them. Note that PipeDream conducts gradient synchronization across  $W$  pipelines after each backward pass on a micro-batch, thus its  $\hat{B}$  is limited by the maximum  $B$ . Since the frequent gradient synchronization of PipeDream leads to high *allreduce* overhead, its best performance is achieved with a deeper pipeline than others, namely by ( $W=4$ ,  $D=8$ ,  $\hat{B}=48$ ). PipeDream-2BW scales to large  $\hat{B}$  by accumulating the gradients for more than  $D$  micro-batches (i.e.,  $N \geq D$ ), and its best performance is achieved by ( $W=8$ ,  $D=4$ ,  $B=16$ ) with activation recomputation.

For GPT-2, we present the performance tuning for each baseline by searching the parameter space in Figure 11.

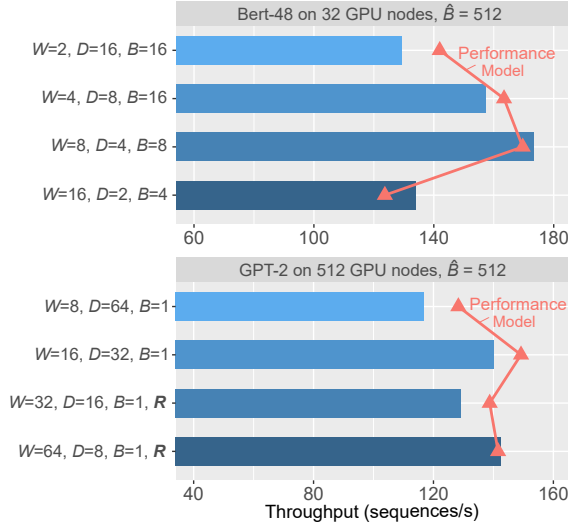


**Figure 11: Performance tuning for the baselines for GPT-2 on 512 GPU nodes of Piz Daint.  $\hat{B}=512$ , except for PipeDream uses the maximum  $\hat{B}$  fitting in the device memory.  $R$  denotes activation recomputation to avoid OOM. Star marks the best performance.**

**4.2.2 Performance Modelling of Chimera.** We first evaluate the performance of Chimera with different gradient synchronization strategies discussed in Section 3.2. We use *eager-sync* to denote



**Figure 12: Throughput comparison between different gradient synchronization strategies of Chimera for Bert-48 on Piz Daint ( $D=4$ ,  $B=8$ , and  $\hat{B}$  scales from 256 to 1,024 as  $P$  scales from 16 to 64).**



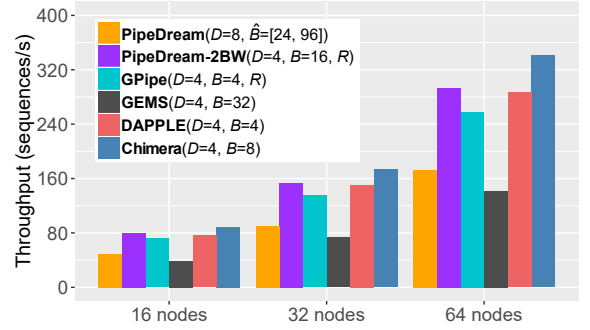
**Figure 13: The practical and modelled throughput of Chimera on Piz Daint for Bert-48 on 32 GPU nodes with  $\hat{B}=256$ , and GPT-2 on 512 GPU nodes with  $\hat{B}=512$ .**

eager synchronization also conducted for the middle stages, and *eager-sync-opt* to denote eager synchronization not conducted for the middle stages. Results in Figure 12 show that *eager-sync-opt* achieves higher (e.g., 1.09x on 64 nodes) throughput than *eager-sync*. These empirical results support our claim in Section 3.2.

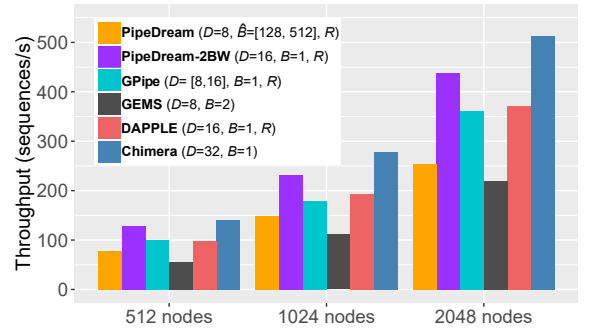
Figure 13 presents the practical training throughput of Chimera and the throughput predicted by the performance model (see Section 3.4). Note that since Chimera greatly alleviates the bubble problem, it greedily chooses the largest  $B$  that fits in the device memory. The performance model is mainly used to select the best configuration of  $W$  and  $D$ . Therefore, Chimera has a much smaller tuning space compared with the synchronous baselines. The error of the performance model (see Equation 1) is within 10% for both Bert-48 and GPT-2. For Bert-48, the performance model accurately selects the best configuration, i.e.,  $W=8$  and  $D=4$ . For GPT-2, the performance model selects  $W=16$  and  $D=32$ , but the best performance is achieved by  $W=64$  and  $D=8$ . However, the best performance is only 1.7% higher than the one selected by the model. The inaccurate prediction is mainly because our model may overestimate the cost

of activation recomputation used with  $W=64$  and  $D=8$ . Although these two configurations achieve very close performance for GPT-2, it is worth mentioning that  $D=8$  works better when scaling to large mini-batches because of less computation and  $p2p$  communication overhead, while  $D=32$  works better when scaling to more machines because of less gradient synchronization overhead.

**4.2.3 Comparison with the Best Performance.** Figures 14 and 15 present the results of weak scaling on Bert-48 and GPT-2, respectively. For all the baselines we present the best performance after searching the parameter space at different scales. Especially, to achieve the best performance, GPipe switches from  $D=8$  to  $D=16$  for GPT-2 on more than 512 GPU nodes. For Chimera, we present the practical throughput using the best configuration predicted by the performance model. The configuration used by each approach for the best performance is annotated in the legends of the figures.



**Figure 14: Weak scaling for Bert-48 on Piz Daint. As  $P$  scales from 16 to 64,  $\hat{B}$  scales from 256 to 1,024, except for PipeDream whose  $\hat{B}$  scales from 24 to 96.**



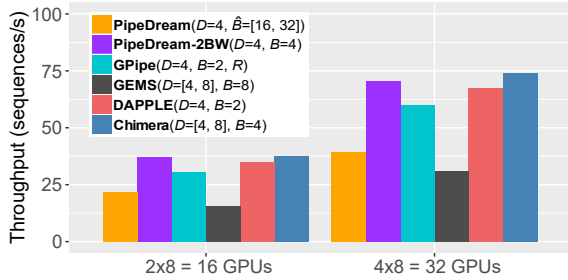
**Figure 15: Weak scaling for GPT-2 on Piz Daint. As  $P$  scales from 512 to 2,048,  $\hat{B}$  scales from 512 to 2,048, except for PipeDream whose  $\hat{B}$  scales from 128 to 512.**

For both Bert-48 and GPT-2, Chimera outperforms all the baselines at all scales. For Bert-48 on 64 nodes, Chimera outperforms PipeDream and PipeDream-2BW (asynchronous approaches) by 1.94x and 1.17x, respectively, and outperforms GPipe, GEMS, and DAPPLE (synchronous approaches) by 1.32x, 2.41x, and 1.19x, respectively. PipeDream frequently synchronizes the gradients after each backward pass, which compromises the training throughput.

PipeDream-2BW uses  $B=16$  with recomputation to achieve the best performance. Although PipeDream-2BW does not have bubble problem, it may not have enough computation to fully overlap the gradient synchronization overhead. GEMS has the highest bubble ratio and therefore has lower throughput than the others. To achieve the best performance, GPipe and DAPPLE use  $B=4$  to reduce the bubble ratio but at the cost of lower computational efficiency. In contrast, Chimera has low bubble ratio while using  $B=8$  for higher computational efficiency, and therefore outperforms GPipe and DAPPLE.

For GPT-2 on 2,048 nodes, Chimera outperforms PipeDream and PipeDream-2BW (asynchronous approaches) by 2.01x and 1.16x, respectively, and outperforms GPipe, GEMS, and DAPPLE (synchronous approaches) by 1.42x, 2.34x, and 1.38x, respectively. There are two major advantages of Chimera: (1) Chimera has a low bubble ratio; (2) benefiting from a balanced memory consumption (as discussed in Section 4.1), Chimera with  $D=32$  fits in the device memory without activation recomputation, while all other approaches except GEMS require recomputation. Chimera outperforms PipeDream-2BW mainly because no recomputation is required, and outperforms GPipe and DAPPLE because of both less bubbles and no recomputation. Using 512 nodes as the baseline, Chimera achieves 91.4% parallel efficiency on 2,048 nodes in weak scaling for GPT-2, which demonstrates the efficiency of the communication scheme used in Chimera.

Note that we use the same model partition method as the default setting in PipeDream-2BW, namely evenly partitioning the basic layers among the workers. Other model partition methods trying to balance the weights among the workers may help to reduce the peak memory consumption of PipeDream-2BW, but this is outside the scope of this paper. Generally, Chimera is on-par with PipeDream-2BW (the latest asynchronous approach) in terms of training throughput, but more convergence-friendly since there is no stale weights in Chimera.

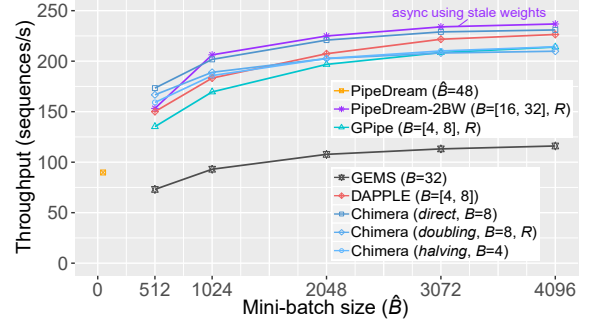


**Figure 16: Weak scaling for Bert-48 on the cluster with 32 V100 GPUs. As  $P$  scales from 16 to 32,  $\hat{B}$  scales from 128 to 256, except for PipeDream whose  $\hat{B}$  scales from 16 to 32. The max sequence length is set to 512.**

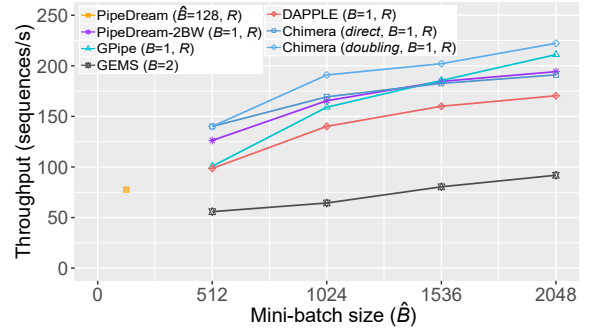
We also conduct the evaluation on the cluster with  $4 \times 8 = 32$  V100 GPUs connected by NVLink (intra-node) and Infiniband (inter-node). Experimental results for Bert-48 are shown in Figure 16. On 32 V100 GPUs, Chimera improves the throughput by 1.10x-2.39x and 1.05x-1.89x over the synchronous and asynchronous pipeline approaches, respectively, which demonstrates that the same conclusions hold on newer machines.

### 4.3 Scale to Large Mini-Batches on a Given Number of Machines

In this section, we evaluate the training throughput when there are a large number of micro-batches available for each worker within a training iteration (i.e.,  $N \gg D$ ), in which case the bubble problem of all synchronous approaches is alleviated.



**Figure 17: Scale to large mini-batch size for Bert-48 on 32 GPU nodes of Piz Daint.  $D=8$  for PipeDream, and  $D=4$  for the others.**



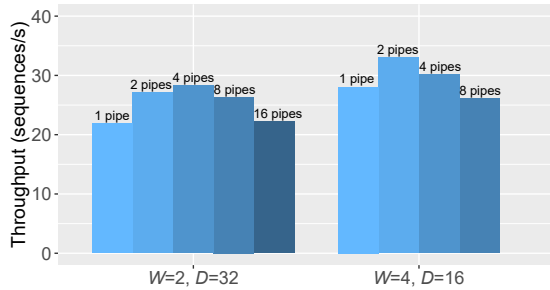
**Figure 18: Scale to large mini-batch size for GPT-2 on 512 GPU nodes of Piz Daint. DAPPLE and PipeDream-2BW switch from  $D=16$  to  $D=8$  when  $\hat{B} \geq 1,024$ ,  $D=8$  for the others.**

Figure 17 presents the throughput of Bert-48 on 32 GPU nodes when scaling to large mini-batches. Different from the other approaches, PipeDream updates the model after training on each micro-batch, and therefore its  $\hat{B}$  stops scaling after reaching the memory limit. Consistently, we search the parameter space and present the best performance for each baseline. For example, to achieve the best performance, DAPPLE and GPipe switch from  $B=4$  to  $B=8$  when  $\hat{B} \geq 1,024$  for higher computational efficiency, in which case the bubble problem is less important. PipeDream-2BW also uses  $D=4$ , and the  $B$  increase from 16 to 32 when  $\hat{B} \geq 1024$ . Recall that in Section 3.5 we discuss three methods for scaling Chimera to large mini-batches. Forward *doubling* (with  $B=8$ ) and backward *halving* (with  $B=4$ ) aim at solving the intermediate bubbles problem. However, the former suffers from recomputation overhead while the latter suffers from lower computational efficiency. *Direct* concatenation (with  $B=8$ ) achieves the best performance among these

three methods on Bert-48, which can be explained by the fact that the intermediate bubbles caused by the uneven workloads between forward and backward passes can be utilized to accommodate the *ptp* communication between pipeline stages. For  $\hat{B} \leq 2,048$  where bubbles still matter, we observe significant improvement of Chimera (*direct*) over all the synchronous approaches. Overall, for  $\hat{B} \geq 1,024$ , Chimera (*direct*) is very close to PipeDream-2BW (asynchronous using stale weights), and achieves on average 1.13x, 2.07x, and 1.06x speedup over GPipe (suffering from recomputation), GEMS (suffering from high bubble ratio), and DAPPLE, respectively.

Figure 18 presents the throughput of GPT-2 on 512 GPU nodes when scaling to large mini-batches. For GPT-2, Chimera ( $D=8$ ) with forward *doubling* outperforms *direct* concatenation, since activation recomputation is required in both methods but the former removes intermediate bubbles. Note that GPipe outperforms DAPPLE when scaling to large mini-batches in GPT-2, this is because both approaches require recomputation but the pipeline scheduling of GPipe is more regular and better to overlap the *p2p* communication. Benefiting from the sophisticated (less bubbles and more communication overlap as discussed in Section 3.5) pipeline scheduling of Chimera with forward *doubling*, our approach outperforms all the baselines, and achieves on average 1.13x, 1.18x, 2.60x, and 1.34x speedup over PipeDream-2BW, GPipe, GEMS, and DAPPLE, respectively. These results demonstrate that Chimera with forward *doubling* efficiently scales to large mini-batches for the large models where activation recomputation is commonly required.

#### 4.4 Chimera with More than Two Pipelines



**Figure 19: The throughput of Chimera with more pipelines for a 32-layer GPT-2 with  $\hat{B}=64$  on 64 GPU nodes of Piz Daint.**

Figure 19 presents the throughput of Chimera with more than two pipelines (i.e., model replicas) combined together on a 32-layer GPT-2 model. For the case of one pipeline, we use 1F1B scheduling with pipeline flushing. With  $D=32$ , four pipelines achieve the best performance because it hits the sweet spot of the trade-off between less bubbles and higher *allreduce* overhead. However, as the pipeline stages get coarser by decreasing  $D$  to 16, four pipelines performs worse than two pipelines because of the increasing of *allreduce* overhead. Two pipelines (the default setting of Chimera) usually achieve the highest performance among all the configurations. We expect that Chimera with more than two pipelines would further improve the performance on future deep models with deeper pipeline and higher computation density on each stage.

## 5 CONCLUSION

Chimera brings new insights for efficiently pipelining large neural networks training at scale. Compared with the state-of-the-art pipeline approaches, Chimera achieves the best balance among pipeline efficiency, memory cost, and convergence friendliness. Empirical results for large language models training on up to 2,048 GPU nodes show that Chimera significantly improves the training throughput over the counterparts. We foresee that our approach will be one of the major solutions for massively scaling deep learning training. To reduce the communication cost of gradient synchronization by exploiting sparsification [22, 47] and quantization [1] in deep learning training is our next step.

## ACKNOWLEDGMENTS

This project has received funding from the European Research Council (ERC) under the European Union’s Horizon 2020 programme (grant agreement DAPP, No. 678880, EPiGRAM-HS, No. 801039, and MAELSTROM, No. 955513). We also thank the Swiss National Supercomputing Center for providing the computing resources and excellent technical support.

## REFERENCES

- [1] Dan Alistarh, Demjan Grubic, Jerry Li, Ryota Tomioka, and Milan Vojnovic. 2017. QSGD: Communication-efficient SGD via gradient quantization and encoding. In *Advances in Neural Information Processing Systems (NeurIPS)*.
- [2] Bob Alverson, Edwin Froese, Larry Kaplan, and Duncan Roweth. 2012. Cray XC series network. *Cray Inc., White Paper WP-Aries01-1112* (2012).
- [3] Dario Amodei and Danny Hernandez. 2018. AI and Compute. <https://openai.com/blog/ai-and-compute/>.
- [4] Mahmoud Assran, Nicolas Loizou, Nicolas Ballas, and Michael Rabbat. 2019. Stochastic gradient push for distributed deep learning. In *Proceedings of the Thirty-sixth International Conference on Machine Learning (ICML)*. 344–353.
- [5] Tal Ben-Nun and Torsten Hoefler. 2019. Demystifying parallel and distributed deep learning: An in-depth concurrency analysis. *ACM Computing Surveys (CSUR)* 52, 4 (2019), 1–43.
- [6] Léon Bottou, Frank E Curtis, and Jorge Nocedal. 2018. Optimization methods for large-scale machine learning. *SIAM Rev.* 60, 2 (2018).
- [7] Tom B Brown, Benjamin Mann, Nick Ryder, Melanie Subbiah, Jared Kaplan, Prafulla Dhariwal, Arvind Neelakantan, Pranav Shyam, Girish Sastry, Amanda Askell, et al. 2020. Language models are few-shot learners. *arXiv preprint arXiv:2005.14165* (2020).
- [8] Nicolas Carion, Francisco Massa, Gabriel Synnaeve, Nicolas Usunier, Alexander Kirillov, and Sergey Zagoruyko. 2020. End-to-end object detection with transformers. In *European Conference on Computer Vision*. Springer, 213–229.
- [9] Hanting Chen, Yunhe Wang, Tianyu Guo, Chang Xu, Yiping Deng, Zhenhua Liu, Siwei Ma, Chunjing Xu, Chao Xu, and Wen Gao. 2020. Pre-trained image processing transformer. *arXiv preprint arXiv:2012.00364* (2020).
- [10] Mark Chen, Alec Radford, Rewon Child, Jeffrey Wu, Heewoo Jun, David Luan, and Ilya Sutskever. 2020. Generative pretraining from pixels. In *International Conference on Machine Learning*. PMLR, 1691–1703.
- [11] Tianqi Chen, Bing Xu, Chiyuan Zhang, and Carlos Guestrin. 2016. Training deep nets with sublinear memory cost. *arXiv preprint arXiv:1604.06174* (2016).
- [12] Daning Cheng, Shigang Li, Hanping Zhang, Fen Xia, and Yunquan Zhang. 2021. Why Dataset Properties Bound the Scalability of Parallel Machine Learning Training Algorithms. *IEEE Transactions on Parallel and Distributed Systems* 32, 7 (2021), 1702–1712.
- [13] Jacob Devlin, Ming-Wei Chang, Kenton Lee, and Kristina Toutanova. 2018. Bert: Pre-training of deep bidirectional transformers for language understanding. *arXiv preprint arXiv:1810.04805* (2018).
- [14] Alexey Dosovitskiy, Lucas Beyer, Alexander Kolesnikov, Dirk Weissenborn, Xiaohua Zhai, Thomas Unterthiner, Mostafa Dehghani, Matthias Minderer, Georg Heigold, Sylvain Gelly, et al. 2020. An image is worth 16x16 words: Transformers for image recognition at scale. *arXiv preprint arXiv:2010.11929* (2020).
- [15] Facebook. 2018. Gloo. <https://github.com/facebookincubator/gloo>
- [16] Shiqing Fan, Yi Rong, Chen Meng, Zongyan Cao, Siyu Wang, Zhen Zheng, Chuan Wu, Guoping Long, Jun Yang, Lixue Xia, et al. 2021. DAPPLE: a pipelined data parallel approach for training large models. In *Proceedings of the 26th ACM SIGPLAN Symposium on Principles and Practice of Parallel Programming*. 431–445.

- [17] William Fedus, Barret Zoph, and Noam Shazeer. 2021. Switch Transformers: Scaling to Trillion Parameter Models with Simple and Efficient Sparsity. *arXiv preprint arXiv:2101.03961* (2021).
- [18] Denis Foley and John Danskin. 2017. Ultra-performance Pascal GPU and NVLink Interconnect. *IEEE Micro* 37, 2 (2017), 7–17.
- [19] Alexander L Gaunt, Matthew A Johnson, Maik Riechert, Daniel Tarlow, Ryota Tomioka, Dimitrios Vytiniotis, and Sam Webster. 2017. AMPNet: Asynchronous model-parallel training for dynamic neural networks. *arXiv preprint arXiv:1705.09786* (2017).
- [20] Priya Goyal, Piotr Dollár, Ross Girshick, Pieter Noordhuis, Lukasz Wesolowski, Aapo Kyrola, Andrew Tulloch, Yangqing Jia, and Kaiming He. 2017. Accurate, large minibatch sgd: Training imagenet in 1 hour. *arXiv preprint arXiv:1706.02677* (2017).
- [21] Sepp Hochreiter and Jürgen Schmidhuber. 1997. Long short-term memory. *Neural computation* 9, 8 (1997), 1735–1780.
- [22] Torsten Hoefer, Dan Alistarh, Tal Ben-Nun, Nikoli Dryden, and Alexandra Peste. 2021. Sparsity in Deep Learning: Pruning and growth for efficient inference and training in neural networks. *arXiv preprint arXiv:2102.00554* (2021).
- [23] Torsten Hoefer, Prabhanjan Kambadur, Richard L Graham, Galen Shipman, and Andrew Lumsdaine. 2007. A case for standard non-blocking collective operations. In *European Parallel Virtual Machine/Message Passing Interface Users' Group Meeting*. Springer, 125–134.
- [24] Torsten Hoefer and Andrew Lumsdaine. 2008. Message Progression in Parallel Computing - To Thread or not to Thread?. In *Proceedings of the 2008 IEEE International Conference on Cluster Computing* (Tsukuba, Japan). IEEE Computer Society.
- [25] Torsten Hoefer, Andrew Lumsdaine, and Wolfgang Rehm. 2007. Implementation and Performance Analysis of Non-Blocking Collective Operations for MPI. In *Proceedings of the 2007 International Conference on High Performance Computing, Networking, Storage and Analysis, SC07* (Reno, USA). IEEE Computer Society/ACM.
- [26] Yanping Huang, Youlong Cheng, Ankur Bapna, Orhan Firat, Dehao Chen, Mia Chen, HyoukJoong Lee, Jiquan Ngiam, Quoc V Le, Yonghui Wu, et al. 2019. Gpipe: Efficient training of giant neural networks using pipeline parallelism. In *Advances in neural information processing systems*. 103–112.
- [27] Dror Irony, Sivan Toledo, and Alexander Tiskin. 2004. Communication lower bounds for distributed-memory matrix multiplication. *J. Parallel and Distrib. Comput.* 64, 9 (2004), 1017–1026.
- [28] Arpan Jain, Ammar Awan, Asmaa Aljuhani, Jahanzeb Hashmi, Quentin Anthony, Hari Subramoni, Dhableswar Panda, Raghu Machiraju, and Anil Parwani. 2020. GEMS: GPU-Enabled Memory-Aware Model-Parallelism System for Distributed DNN Training. In *2020 SC20: International Conference for High Performance Computing, Networking, Storage and Analysis (SC)*. IEEE Computer Society, 621–635.
- [29] Zhihao Jia, Matei Zaharia, and Alex Aiken. 2019. Beyond data and model parallelism for deep neural networks. *SysML* 2019 (2019).
- [30] Alex Krizhevsky. 2014. One weird trick for parallelizing convolutional neural networks. *arXiv preprint arXiv:1404.5997* (2014).
- [31] Alex Krizhevsky, Ilya Sutskever, and Geoffrey E Hinton. 2012. Imagenet classification with deep convolutional neural networks. *Advances in neural information processing systems* 25 (2012), 1097–1105.
- [32] Grzegorz Kwasniewski, Marko Kabić, Maciej Besta, Joost VandeVondele, Raffaele Solcà, and Torsten Hoefer. 2019. Red-Blue Pebbling Revisited: Near Optimal Parallel Matrix-Matrix Multiplication. In *Proceedings of the International Conference for High Performance Computing, Networking, Storage and Analysis (SC19)*.
- [33] Shigang Li, Tal Ben-Nun, Salvatore Di Girolamo, Dan Alistarh, and Torsten Hoefer. 2020. Taming unbalanced training workloads in deep learning with partial collective operations. In *Proceedings of the 25th ACM SIGPLAN Symposium on Principles and Practice of Parallel Programming*.
- [34] Shigang Li, Tal Ben-Nun, Giorgi Nadiradze, Salvatore Di Girolamo, Nikoli Dryden, Dan Alistarh, and Torsten Hoefer. 2020. Breaking (Global) Barriers in Parallel Stochastic Optimization with Wait-Avoiding Group Averaging. *IEEE Transactions on Parallel and Distributed Systems* (2020).
- [35] Shigang Li, Torsten Hoefer, and Marc Snir. 2013. NUMA-aware shared-memory collective communication for MPI. In *Proceedings of the 22nd international symposium on High-performance parallel and distributed computing*. 85–96.
- [36] Xiangru Lian, Wei Zhang, Ce Zhang, and Ji Liu. 2018. Asynchronous Decentralized Parallel Stochastic Gradient Descent. In *Proceedings of the 35th International Conference on Machine Learning (Proceedings of Machine Learning Research, Vol. 80)*. Jennifer Dy and Andreas Krause (Eds.). PMLR, 3043–3052.
- [37] Giorgi Nadiradze, Amirmojtaba Sabour, Dan Alistarh, Aditya Sharma, Iliia Markov, and Vitaly Aksenov. 2019. SwarmSGD: Scalable decentralized SGD with local updates. *arXiv preprint arXiv:1910.12308* (2019).
- [38] Deepak Narayanan, Aaron Harlap, Amar Phanishayee, Vivek Seshadri, Nikhil R Devanur, Gregory R Ganger, Phillip B Gibbons, and Matei Zaharia. 2019. PipeDream: generalized pipeline parallelism for DNN training. In *Proceedings of the 27th ACM Symposium on Operating Systems Principles*. 1–15.
- [39] Deepak Narayanan, Amar Phanishayee, Kaiyu Shi, Xie Chen, and Matei Zaharia. 2020. Memory-efficient pipeline-parallel DNN training. *arXiv preprint arXiv:2006.09503* (2020).
- [40] NVIDIA. 2020. NVIDIA Collective Communications Library. <https://developer.nvidia.com/nccl>
- [41] Adam Paszke, Sam Gross, Francisco Massa, Adam Lerer, James Bradbury, Gregory Chanan, Trevor Killeen, Zeming Lin, Natalia Gimelshein, Luca Antiga, et al. 2019. Pytorch: An imperative style, high-performance deep learning library. In *Advances in neural information processing systems*. 8026–8037.
- [42] Rolf Rabenseifner. 2004. Optimization of collective reduction operations. In *International Conference on Computational Science*. Springer, 1–9.
- [43] Alec Radford, Jeffrey Wu, Rewon Child, David Luan, Dario Amodei, and Ilya Sutskever. 2019. Language models are unsupervised multitask learners. *OpenAI blog* 1, 8 (2019), 9.
- [44] Samyam Rajbhandari, Jeff Rasley, Olatunji Ruwase, and Yuxiong He. 2020. Zero: Memory optimizations toward training trillion parameter models. In *SC20: International Conference for High Performance Computing, Networking, Storage and Analysis*. IEEE, 1–16.
- [45] Esteban Real, Alok Aggarwal, Yanping Huang, and Quoc V Le. 2019. Regularized evolution for image classifier architecture search. In *Proceedings of the aaai conference on artificial intelligence*, Vol. 33. 4780–4789.
- [46] Jie Ren, Samyam Rajbhandari, Reza Yazdani Aminabadi, Olatunji Ruwase, Shuangyan Yang, Minjia Zhang, Dong Li, and Yuxiong He. 2021. ZeRO-Offload: Democratizing Billion-Scale Model Training. *arXiv preprint arXiv:2101.06840* (2021).
- [47] Cédric Renggli, Saleh Ashkboos, Mehdi Aghagholzadeh, Dan Alistarh, and Torsten Hoefer. 2019. SparCML: High-performance sparse communication for machine learning. In *Proceedings of the International Conference for High Performance Computing, Networking, Storage and Analysis (SC)*.
- [48] Daniele De Sensi, Salvatore Di Girolamo, Kim H. McMahon, Duncan Roweth, and Torsten Hoefer. 2020. An In-Depth Analysis of the Slingshot Interconnect. In *Proceedings of the International Conference for High Performance Computing, Networking, Storage and Analysis (SC20)*.
- [49] Alexander Sergeev and Mike Del Balso. 2018. Horovod: fast and easy distributed deep learning in TensorFlow. *arXiv preprint arXiv:1802.05799* (2018).
- [50] Tom Shanley. 2003. *InfiniBand network architecture*. Addison-Wesley Professional.
- [51] Mohammad Shoeybi, Mostofa Patwary, Raul Puri, Patrick LeGresley, Jared Casper, and Bryan Catanzaro. 2019. Megatron-lm: Training multi-billion parameter language models using gpu model parallelism. *arXiv preprint arXiv:1909.08053* (2019).
- [52] Zhenheng Tang, Shaohuai Shi, Xiaowen Chu, Wei Wang, and Bo Li. 2020. Communication-efficient distributed deep learning: A comprehensive survey. *arXiv preprint arXiv:2003.06307* (2020).
- [53] Rajeev Thakur, Rolf Rabenseifner, and William Gropp. 2005. Optimization of collective communication operations in MPICH. *The International Journal of High Performance Computing Applications* 19, 1 (2005), 49–66.
- [54] Ashish Vaswani, Noam Shazeer, Niki Parmar, Jakob Uszkoreit, Llion Jones, Aidan N Gomez, Lukasz Kaiser, and Illia Polosukhin. 2017. Attention is all you need. *arXiv preprint arXiv:1706.03762* (2017).
- [55] Tianqi Wang, Tong Geng, Ang Li, Xi Jin, and Martin Herbordt. 2020. FPDDeep: Scalable acceleration of CNN training on deeply-pipelined FPGA clusters. *IEEE Trans. Comput.* 69, 8 (2020), 1143–1158.
- [56] Thomas Wolf, Lysandre Debut, Victor Sanh, Julien Chaumond, Clement Delangue, Anthony Moi, Pierric Cistac, Tim Rault, Rémi Louf, Morgan Funtowicz, et al. 2019. HuggingFace’s Transformers: State-of-the-art natural language processing. *arXiv preprint arXiv:1910.03771* (2019).
- [57] Bowen Yang, Jian Zhang, Jonathan Li, Christopher Ré, Christopher R Aberger, and Christopher De Sa. 2019. PipeMare: Asynchronous Pipeline Parallel DNN Training. *arXiv preprint arXiv:1910.05124* (2019).
- [58] Yang You, Jonathan Hseu, Chris Ying, James Demmel, Kurt Keutzer, and Cho-Jui Hsieh. 2019. Large-batch training for LSTM and beyond. In *Proceedings of the International Conference for High Performance Computing, Networking, Storage and Analysis*. 1–16.
- [59] Yang You, Jing Li, Sashank Reddi, Jonathan Hseu, Sanjiv Kumar, Srinadh Bhojanapalli, Xiaodan Song, James Demmel, Kurt Keutzer, and Cho-Jui Hsieh. 2019. Large batch optimization for deep learning: Training bert in 76 minutes. *arXiv preprint arXiv:1904.00962* (2019).
- [60] Yang You, Zhao Zhang, Cho-Jui Hsieh, James Demmel, and Kurt Keutzer. 2018. Imagenet training in minutes. In *Proceedings of the 47th International Conference on Parallel Processing*. 1–10.